

COUNTY OF BROOME, NEW YORK

2023 ADOPTED BUDGET




Table of Contents

<u>Item</u>	<u>Page</u>	<u>Item</u>	<u>Page</u>
Budget and Appropriations Resolutions	A-1	Public Safety	
Broome County Administration	A-4	Sheriff (Elected Official)	152
Broome County Legislature	A-5	Emergency Services	168
Budget Message	A-7	Probation	182
Summary by Fund	A-19	Security Services	189
		Stop-DWI	196
Operating Department Budgets		Health	
General Government		Health	204
Legislature (Elected Official)	2	Mental Health	230
Executive (Elected Official)	10	Willow Point Nursing Facility	237
County Clerk (Elected Official)	15	Transportation	
District Attorney (Elected Official)	29	Aviation	274
Audit and Control	38	Highways	
Central Food and Nutrition Services	47	County Roads	282
Coroners	51	Road Machinery	291
Elections	55	Public Transportation	296
Office of Management and Budget	60	Economic Assistance and Opportunity	
Information Technology	67	Office for Aging	306
Law	78	Social Services	313
Personnel	88	Veterans' Services	349
Public Defender	96	Home and Community Services	
Public Works	102	Planning and Economic Development	356
Fleet Management	119	Solid Waste Management	362
Purchasing	125		
Real Property Tax Service	131		
Risk and Insurance			
Risk Management	139		
Health Insurance	145		
Workers' Compensation	148		

<u>Item</u>	<u>Page</u>
Culture and Recreation	
Broome County Visions Memorial Arena	372
Forum Theater	379
En-Joie Golf Course	384
Parks and Recreation	390
Library	406
Unallocated Items	
Special Objects of Expense	416
Debt Service (General Fund)	421
Inter-fund Transfers (General Fund)	424
Capital Budget	
Capital Budget	428
Summary of Debt	441
History of Debt Service	443
Serial Bonds	444
Bond Anticipation Notes	465
Authorized Unissued Debt	475
Authorized Capital Projects	480
Debt Statement Summary	488
Community College Debt Liability and Payment History	489
Supplementary Information	
Personnel Changes	502
Personnel Summary	506
Financial Summaries	509
Historical Tax Levies and Rates	518
Property Tax Levy by Municipality	520
Property Tax Exemption Summary	522

<u>Item</u>	<u>Page</u>
County Fees	
Arena	525
Forum	526
Parks	527
En-Joie Golf	528
Tax Collection	529
County Clerk	530
Motor Vehicles	531
Health Department	532
Landfill	534
Office for Aging	535
GIS mapping	536
Sheriff	539
Weights and Measures	540
Miscellaneous	
Library	541
Willow Point Nursing Home	542
Dog Shelter	541
Taxicab	541
Information Technology	541
Civil Service Exams	542
Legislature	542
Real Property	542
Greater Binghamton Airport	542
911 Emergency Services	542
Public Defender	542
Public Transportation	542

Intro No. 31
Date 10/20/2022
Reviewed by
Co. Attorney AGA
Date 9/29/22

RESOLUTION
BROOME COUNTY LEGISLATURE
BINGHAMTON, NEW YORK

Permanent No. 2022-405
Date Adopted 11/10/2022
Effective Date 11/15/2022

Sponsored by: Finance and Public Works & Transportation Committees

Seconded by: Hon. Robert Weslar

RESOLUTION APPROVING THE 2023-2028 CAPITAL IMPROVEMENT PROGRAM

RESOLVED, that the 2023 Capital Budget and the 2023-2028 Capital Improvement Program as accompanying the tentative budget for 2023, and as corrected and amended, is hereby approved and adopted as the 2023 Capital Budget and the 2023-2028 Capital Improvement Program for the County of Broome, and be it

FURTHER RESOLVED, that the Director of the Office of Management and Budget be and hereby is authorized, empowered, and directed to correct any modifications, changes, additions, and/or typographical errors not effecting the substance of the capital budget and capital program, and that the Director of the Office of Management and Budget is further directed, after making such corrections, to file the same with the Clerk of the County Legislature and to furnish said Clerk with copies thereof for the members of the County Legislature.

COUNTY OF BROOME)
STATE OF NEW YORK)

I, the undersigned, Clerk of the Legislature of the County of Broome, DO HEREBY CERTIFY that the above is an original resolution of such Legislature duly adopted on the 10th day of November 2022, by a majority of the members elected to the Legislature of said County at a regular meeting of said Legislature.

I FURTHER CERTIFY that at the time said resolution was adopted said Legislature was comprised of fifteen members.

IN WITNESS WHEREOF, I have hereunto set my hand and affixed the corporate seal of said Legislature this 14th day of November, 2022.

Date sent to County Executive: November 15, 2022

Approved [Signature]
County Executive

Date 11/15, 2022

[Signature]
Clerk, County Legislature
County of Broome

Intro No. 29
 Date 10/20/2022
 Reviewed by RLS
 Co. Attorney
 Date 9/25/22

RESOLUTION
BROOME COUNTY LEGISLATURE
 BINGHAMTON, NEW YORK

Permanent No. 2022-403
 Date Adopted 11/10/2022
 Effective Date 11/15/2022

Sponsored by: Finance Committee
Seconded by: Hon. Kelly F. Wildoner

RESOLUTION MAKING APPROPRIATIONS FOR THE CONDUCT OF THE BROOME COUNTY GOVERNMENT FOR FISCAL YEAR 2023

WHEREAS, this County Legislature, by an accompanying Resolution 404 of 2022, has adopted a budget for fiscal year 2023, now, therefore be it

RESOLVED, that the several amounts specified in such budget under the various categories and the various objects of expense in the 2023 tentative budget under the recommended column, unless a specific change or correction has been made in the same, in which case such change or corrected figure shall apply, shall be the amount appropriated for such items, effective January 1, 2023, and be it

FURTHER RESOLVED, that the fee schedules changing, deleting or establishing certain fees for the purpose of offsetting operating expenses be adopted, and be it

FURTHER RESOLVED, that the Director of the Office of Management and Budget is hereby authorized, empowered and directed to correct any modifications, changes, additions and/or typographical errors not effecting the substance of the budget, and that the Director of the Office of Management and Budget is further directed, after making such corrections, to file same with the Clerk of the County Legislature and to furnish said Clerk with sufficient copies thereof for the members of the County Legislature:

COUNTY OF BROOME)
 STATE OF NEW YORK)

I, the undersigned, Clerk of the Legislature of the County of Broome, DO HEREBY CERTIFY that the above is an original resolution of such Legislature duly adopted on the 10th day of November 2022, by a majority of the members elected to the Legislature of said County at a regular meeting of said Legislature.

I FURTHER CERTIFY that at the time said resolution was adopted said Legislature was comprised of fifteen members.

IN WITNESS WHEREOF, I have hereunto set my hand and affixed the corporate seal of said Legislature this 14th day of November 2022

Date sent to County Executive: November 15, 2022

Approved [Signature]
 County Executive

[Signature]
 Clerk, County Legislature
 County of Broome

Date 11/15, 2022

Intro No. 30
Date 10/30/2022
Reviewed by flm
Co. Attorney
Date 9/28/22

RESOLUTION
BROOME COUNTY LEGISLATURE
BINGHAMTON, NEW YORK

Permanent No. 2022-404
Date Adopted 11/10/2022
Effective Date 11/15/2022

Sponsored by: Finance Committee
Seconded by: Hon. Susan V. Ryan

RESOLUTION ADOPTING THE BROOME COUNTY BUDGET FOR FISCAL YEAR 2023

RESOLVED, that the tentative budget of the County of Broome, including the County's 2023 Capital Budget, as corrected and amended to \$431,452,320 be and is hereby adopted as the budget for the County of Broome, for the year commencing January 1, 2023 and ending December 31, 2023, and be it

FURTHER RESOLVED, that the Director of the Office of Management and Budget is hereby authorized, empowered, and directed to correct any modifications, changes, additions and/or typographical errors not effecting the substance of the budget and that the Director of the Office of Management and Budget is further directed, after making such corrections, to file same with the Clerk of the County Legislature and to furnish said Clerk with sufficient copies thereof for the members of the County Legislature.

COUNTY OF BROOME)
STATE OF NEW YORK) ss:

I, the undersigned, Clerk of the Legislature of the County of Broome, DO HEREBY CERTIFY that the above is an original resolution of such Legislature duly adopted on the 10th day of November 2022, by a majority of the members elected to the Legislature of said County at a regular meeting of said Legislature.

I FURTHER CERTIFY that at the time said resolution was adopted said Legislature was comprised of fifteen members.

IN WITNESS WHEREOF, I have hereunto set my hand and affixed the corporate seal of said Legislature this 14th day of November, 2022.

Date sent to County Executive: November 15, 2022

Approved [Signature]
County Executive

Date 11/15, 2022

[Signature]
Clerk, County Legislature
County of Broome

2022 Broome County Administration

County Executive's Office

Jason T. Garnar County Executive
 Colleen A. Wagner Deputy County Executive, Human Services
 Michael A. Ponticiello Deputy County Executive, Physical Services
 Christopher J. Whalen Executive Assistant to the County Executive
 Kathryn L. Cahill Administrative Assistant to the County Executive
 Paige H. Rauch Secretary to Deputy County Executive

Office of Management and Budget

Jerome Z. Knebel Director, Office of Management and Budget
 Gino M. Bucciarelli Deputy Director

Elected and Appointed Officials

Daniel J. Reynolds Chairman, Legislature
 Joseph A. Mihalko County Clerk
 Michael A. Korchak District Attorney
 David E. Harder Sheriff
 Aaron M. Martin Clerk, Legislature
 Alex J. McLaughlin Comptroller, Audit and Control
 Mark E. Smith Commissioner, Elections
 Daniel D. Reynolds, Esq. Commissioner, Elections
 John C. Prindle, M.D. Coroner
 Dr. Kevin E. Drumm President, SUNY Broome Community College

Heads of County Departments

Mary E. Whitcombe Director, Office for Aging
 Christopher H. Marion Arena Manager
 Eric H. Gartenman Assigned Counsel Administrator
 Mark D. Heefner Commissioner, Aviation

Patrick E. Dewing Director, Emergency Services
 Robert C. Murphy Director, Employment and Training
 Michael Deuel Director of Golf, En-Joie
 Mary McFadden Director, Health
 Roger Luther County Historian
 Faisal Shah Chief Information Officer
 Robert G. Behnke County Attorney, Law
 Josias Bartram Director, Library
 Elizabeth C. Woidt Director, Parks Recreation and Youth Services
 Christine Segroe Personnel Officer
 Beth Lucas Director, Planning
 Michael T. Baker Public Defender
 Kurt Zumbach Director, Probation
 Gregory Kilmer Commissioner, Public Transportation
 Leslie G. Boulton Commissioner, Public Works, Parks,
 Recreation and Youth Services
 Peter Neferis Deputy DPW Commissioner – Buildings & Grounds
 Roger Brown Deputy DPW Commissioner – Engineering
 Chester Kupiec Deputy DPW Commissioner – Highway
 Robin L. Laabs Director, Purchasing
 Michael Decker Director, Real Property Tax Services
 Thomas Dellapenna, Jr. Risk Manager, Risk and Insurance
 Brian Norris Director, Security
 Nancy J. Williams Commissioner of Social
 Services and Mental Health
 Debra Smith Director, Solid Waste
 Brian J. Vojtisek Director, Veterans' Services
 Adam Aranov Administrator, Willow Point Nursing Home

Broome County Legislature

2022

Elected Officials

Legislative District

	<u>Legislator</u>
1	Stephen J. Flagg
2	Scott D. Baker
3	Kelly F. Wildoner
4	Kim A. Myers
5	Daniel J. Reynolds
6	Greg W. Baldwin
7	Matthew J. Pasquale
8	Jason E. Shaw
9	Matthew J. Hilderbrant
10	Cindy L. O'Brien
11	Susan V. Ryan
12	Karen M. Beebe
13	Robert Weslar
14	Mary A. Kaminsky
15	Mark R. Whalen

Administrative Staff

Aaron M. Martin
Clerk of the Legislature
Carol L. Hall
Deputy Clerk
John T. Scott
Second Deputy Clerk
Robert J. O'Donnell
Legislative Assistant
Michael V. Tanzini
Legislative Assistant

This page is intentionally left blank



State of New York County of Broome Government Offices

Office of the Broome County Executive
Jason T. Garnar, Executive

2023 Broome County Budget Address

Good evening. After delivering virtual addresses for the past two years, it's great to join all of you in person once again to share my 2023 County Budget Address and the exciting initiatives we have planned for the coming year.

Thank you to Chairman of the Broome County Legislature Dan Reynolds, Majority Leader Cindy O'Brien, Minority Leader Bob Weslar, and all legislators for being here tonight.

To our Department Heads: thank you for joining us and for your work day in and day out leading your teams.

And to the 2,000 County employees who make up those teams: thank you for your ongoing hard work serving the 200 thousand residents of Broome County.

I'd like to thank our hosts for the evening: Matt Paulus and his team at Paulus Development, as well as the team at LeChase. Both of these companies are doing an amazing job of transforming this building and we appreciate your continued commitment to Broome County.

This building, like countless others in our community, tells a story.

And like any great story, this one is full of ups and downs, triumphs and tragedies, twists and turns.

This story begins more than 100 years ago, in the wake of the Allied victory over the Central Powers in World War I.

From 1919 to 1920, Endicott Johnson Shoe Company constructed this very building where thousands of workers would manufacture millions of shoes for people across the country.

George F. Johnson once again offered a piece of his Square Deal for Broome County residents, a shot at the American Dream.

Johnson built a new middle class by making major investments in EJ: investments in infrastructure like this brand-new factory at 59 Lester Ave.

Investments in the equipment, tools, and machines that would at its height manufacture 52 million pairs of shoes each year.

Investments in our community like parks, pools, and recreation centers.

And most importantly, investments in the people who built the success of his company.

These investments helped families buy houses, send their children to school, receive the health care they needed, and enjoy much needed rest and relaxation when they punched out each day...

Unfortunately, the story doesn't end there. Decades of prosperity at the factory were followed by years of decline after EJ closed its doors and this symbol of what Endicott Johnson stood for slowly became one of Broome County's biggest and saddest eyesores.

For many years, it appeared that this story would have a tragic end and this building would slowly deteriorate and become just a memory of a time residents would long for once again.

But that has all changed and a new chapter has been written with the partnership between Broome County, Paulus, and LeChase.

In this final chapter, this building has come back to life and is now a symbol of progress and revitalization in our community.

After 40 years of sitting empty, this building will open its doors once again in less than 4 months as a modern, state of the art housing project, which will offer 156 units of much needed market rate housing.

Matt Paulus and his team stepped up once again in our community and took yet another run-down building and built something truly historic and meaningful to our community. Thank you, Matt.

I can't tell you how many people talk to me about how proud and amazed they are of the weekly progress happening here as they drive by on the highway. When I think of all of the progress being made in our county right now, I think this building, which stands right in the middle of our community, is a great example of all the good things that have been happening here in the last few years.

And so, with that in mind, it's fitting that we gather in this building tonight to outline the 2023 Broome County Budget.

In 2023, Broome County will continue to make big investments just like George F. Johnson made here 100 years ago.

Investments in our infrastructure, investments in our community, and most importantly investments in our people; the people that make Broome County Government run each and every day.

Getting to a place where we can make historic investments like you'll hear about this evening hasn't been easy - far from it.

Like the thousands of families that call Broome County home, we've felt the very real effects of the economic climate of the past several years.

A global pandemic brought with it the loss of jobs; then, inflation started skyrocketing; and gas prices hit all-time highs, over \$5/gallon this summer.

But with thoughtful, responsible budgeting under the guidance of our Budget Director Jerome Knebel, Broome County has continually made living and doing business in our community more affordable.

When I took office in 2017, the County Fund Balance was just \$240 thousand. Today, just five years later, we were able to grow the fund balance to \$35 million-which will stabilize our finances, protect us during economic downturns, and allow us to keep taxes low.

In the spring, as prices at the gas pump continued to climb to record levels, we took action and introduced a proposal to cap the County gasoline tax, and the Legislature passed it so we could pass savings along to you.

Combined with similar steps taken at the State level, drivers have saved more than 20 cents on each gallon of gas every time they've filled up their tanks. The price of gasoline has dropped every day since June and Broome County did our part in making sure that happened.

And to keep even more money in residents' pockets, I'm proud to say that for the fifth year in a row we are cutting taxes once again!

None of this would be possible without the support of the Broome County Legislature, and I want to thank Chairman Dan Reynolds and Finance Committee Chair Steve Flagg, and all of our other legislators for working with us over the last half decade to craft responsible budgets for our taxpayers.

Everyone in Broome County Government knows how important affordable living is, and I'm proud to say that while inflation has gone up 18% over the last five years nationwide, the last five budgets we have passed in Broome County have actually reduced the cost of county government for our taxpayers.

From the people in my administration, to our County Legislators, to our Department Heads and the 2,000 men and women who make up the County workforce.

All of us, working together, have made the cost of living just a little bit more affordable and I'd once again like to thank you all for your efforts.

As we cut the costs of living and doing business, we're seeing the fruits of this labor with businesses choosing to move and open here and bringing thousands of jobs with them in the process.

In the past year we've seen major companies like Amazon open its distribution warehouse in Conklin; in a few weeks FedEx is finishing its massive, brand-new building in Kirkwood.

And less than two weeks ago, we learned that Binghamton University's New Energy New York project was awarded more than \$113 million to make our region a hub for the development of energy storage technology; an effort that will combine two of our strongest sectors - research and manufacturing - that has the potential to create thousands of jobs for our residents.

And these major projects are just the tip of the iceberg; we're making huge investments that are generating more economic activity in Broome County than ever before.

Thanks to the American Rescue Plan, Broome County was allocated \$37 million in federal funds to restart our economy in the wake of the pandemic.

To date, we've strategically invested \$21 million into ARPA projects which has generated 225 million dollars in economic activity in our community.

Projects like the Oakdale Commons which is breathing new life into the former Oakdale Mall. This summer we opened the Lourdes Health & Fitness Center at the Commons and just last month learned that the largest Dick's Sporting Goods House of Sport store in the nation will occupy the former Macy's location.

Thank you to Lourdes, Dick's Sporting Goods, and especially the Spark JC team of Marc Newman and Doug Matthews who have continued their commitment to Broome County. We know there is much more to come with this development and we can't wait to hear what's next.

In the 2023 budget we are making big investments to help answer a question residents of Broome County have been asking for years: when will we have new flights out of the Greater Binghamton Airport?

Well, with the non-stop hard work from our Commissioner of Aviation Mark Heefner and his team, we recently announced that four brand new flights will be taking off from BGM in November with direct service to Orlando and Fort Myers-the first time we have added air service in 20 years.

"Hello, Avelo!" and thank you for believing in BGM and Broome County!

And in a one-two punch of good news at the Airport, Governor Hochul joined us just today to announce \$32 million to completely redesign and renovate BGM's terminal. This major state award will breathe new life into the airport and give passengers a modern flying experience.

Thank you, Governor Hochul, for your ongoing support of Broome County!

As we continue to see success in attracting new people to our community, we need to also continue our work to make sure that they have housing that fits their needs.

The building you sit in this evening is one of our largest housing developments which will include 156 units.

We're also expecting work to begin soon to transform one of the County's saddest eyesores into even more housing for our residents: the former IBM Country Club will be transformed into 75 new affordable housing units.

We're proud to be working with Southern Door Community Land Trust to turn a foreclosed property into six new affordable units.

And homeownership for low- to moderate-income residents is becoming a reality thanks to the great work being done by Jessica Haas and the Broome County Landbank which is taking blighted properties and completely refurbishing them. The 2023 County Budget once again supports this great agency so they can transform even more properties in the future.

That's more than 230 new units of housing throughout Broome County that has been made possible by utilizing millions of dollars in ARPA funds, leveraging millions more.

With this budget, you will see even more new housing developments in 2023 that will support all of our residents!

We're also increasing our investments in the things that matter most to our residents.

For the past two years, we have repaired more miles of roads in Broome County than ever before: 63 miles in 2021 and 72 miles in 2022, both records for Broome County and we are recommitting our efforts to fixing Broome County's aging infrastructure once again in 2023.

Thank you to DPW Commissioner Leslie Boulton and Highway Director Chet Kupiec for making sure better roads and smoother rides are a priority.

Digital infrastructure is also a priority for Broome County. Working with our Department of Planning and Director Beth Lucas, we are working on a County-wide map of high-speed internet service. Broadband is not a luxury, it is a necessity, and we are working to bring it to every corner of Broome County, an effort which will continue in the New Year.

We are also strategically planning for the future by making major investments to our Capital Improvement Program to add new roofs, windows, energy systems, lighting, and much more in County-owned buildings and properties. Thank you to our Director of Buildings & Grounds Pete Neferis for all his work to address these needs.

Whether you already live in Broome County or are thinking about moving here, we know you want things to do.

We've had more people than ever visiting our parks over the last three years, and now we are planning the biggest parks improvement project in the County's history to make sure that there's always something fun and exciting for residents and visitors to do.

From small enhancements like new picnic tables, grills, and water fountains to new shelters, pathways, and bathrooms, virtually every amenity our parks offer will be updated or replaced.

And we'll also be adding exciting, never-before seen features throughout the Parks system.

A totally remodeled building at Grippen Park will provide a space to be used for everything from soccer and basketball to craft fairs and concerts, returning this building to the community so it can be used by everyone.

Alongside the renovated building, something for residents who have longed for the return of ice at Grippen Park, as we plan to install an outdoor rink where residents can skate outdoors, surrounded by nature.

And in place of the former baseball and softball field, something that has never been seen before in Broome County: a state-of-the-art wiffle ball stadium!

This is the original backyard sport, which has gained a serious following in recent years among players of all ages. Our stadium will look like where the pros play and will be available for pickup games as well as new leagues

We will attract more tournaments and teams than ever before when we renovate the BAGSAI softball complex. Turf fields, lights, and amenities for fans will make Broome County a regional softball destination, filling our hotels and restaurants in the process.

And dogs will have a playground of their own as we begin construction on a new dog park at Otsiningo North.

Along with these improvements, residents and visitors can expect the return of great events like Spiedie Fest, a new and improved Festival of Lights, and Broome County Beach Bash which was a HUGE success in its first year this summer.

We're making these never-before-seen investments because we know that when people visit our parks, they keep coming back. Thank you to Parks Director Liz Woitd and her whole team for all their work in making Broome County Parks a destination!

We are one of the only counties in New York State that has a dedicated veterans fund that helps us give back to the men and women who served on our behalf.

Working with our Director of Veterans Services Brian Vojtisek, we have been proud to invest money from this fund into programs like the Twin Tiers Honor Flight, a veterans' canteen, and this past year we partnered with two of our local professional sports teams - the Black Bears & Rumble Ponies - to provide FREE tickets to veterans in our community.

Thank you to Black Bears' owner Andreas Johannson and Rumble Ponies' owner David Sobotka for helping us say "thank you" to our service members.

Next year, we will once again use our veterans fund to honor these men and women and we will also break ground on our long-awaited new Veterans Center that will provide the assistance and services needed by our veterans.

There really is so much to do in Broome County and we are proud to have so many partners in the community that help make this a great place to live and visit.

We will once again commit County funds to our wonderful contract agencies; places like the Ross Park Zoo, Discovery Center, the Broome County Arts Council, Cornell Cooperative Extension, GiGi's Playhouse, the Broome County Historical Society, Books for Babies, and the Soil & Water Conservation District that provide unique programming for people of all ages. And of course Visit Binghamton where Judi Hess and her team make sure that people from all over the world know what Broome County has to offer.

Broome County has a strong network of nonprofits and service agencies and recognizes the importance of local, grassroots organizations.

They provide so many amazing programs and services, but many have few resources to assist in their missions.

That's why, working directly with Chairman Dan Reynolds and our partners on the County Legislature, we created the Small Community Fund which - to date - has awarded more than \$1.5 million to help dozens of local governments and organizations in every corner of Broome County.

From the new Deposit Community Park in Eastern Broome, to a new highway truck for the Town of Windsor, beautiful new basketball courts in Port Dickinson, snowmobile trails in Northern Broome, park improvements for the Union-Endicott Little League and so many others...these projects would not be possible without the support of the Small Community Fund.

And in this budget we are making our largest investment in this program, \$1 million that will allow us to make more direct investments in community programs than ever before.

Whether it be at home, at work, at school, or out in the community, everyone in Broome County should have peace of mind knowing that they are safe.

Last year, we launched our School Bus Stop Arm Camera program that records each vehicle that illegally passes a stopped school bus; more than three thousand violations were recorded during the first year of the program, resulting in automatic tickets issued to each vehicle.

Revenue generated through fines from these tickets will be reinvested into the program in 2023, allowing us to reach and educate more drivers on the dangers of passing school buses so that all our students are safe...thank you to our Director of Emergency Services Patrick Dewing, Program Coordinator Corinne Cornelius, and the entire Emergency Services team for your efforts.

Our Security Division, led by Director Brian Norris, is on duty at all County Buildings and County-sponsored events ensuring the safety of our employees and visitors. This budget makes new investments in these men and women that protect our County.

Our Law Department, under the leadership of County Attorney Bob Behnke, led the way in taking on big pharmaceutical companies that contributed to the opioid epidemic.

Now those companies are paying out millions to communities throughout the State, and Broome County will use settlement funds to offer more substance abuse and mental health programming to help those living with substance use disorders take control of their lives again, as well as prevent addiction in the next generation.

We are also preparing so that every single County resident has the fastest response possible during an emergency as our new emergency communications network goes online.

Installing this new network was a huge undertaking and replaces components that were more than 50 years old.

This modern system will connect everyone, from callers, to dispatchers, to first responders instantly and make emergency response faster than ever in Broome County.

A huge thank you to Assemblywoman Donna Lupardo and Senator Fred Akshar who passed critical legislation in Albany that allowed us to create this important network.

In the event of an emergency, every second matters, and the time saved through the implementation of this new network will help us save lives.

Ensuring the safety of our community continues to be a priority in Broome County, and tonight I'd like to offer a special thank you to someone who has made it a priority every single day for more than 50 years.

Over the past six years we have worked with Sheriff David Harder to add road patrol officers, implement centralized arraignment, upgrade key positions, and make sure our deputies and correction officers have the resources they need to keep our community safe.

During this time the crime rate in Broome County decreased by 17%. While we still have a lot of work to do that is a good start and I want to thank the entire Sheriff's Office for the work they do every day to protect our county.

Sheriff Dave Harder will retire at the end of this year and on behalf of the 200 thousand residents of Broome County, I'd like to offer a sincere and heartfelt thank you; your dedication to this community has been second to none and we wish you nothing but the best in your retirement.

This budget is one that will put Broome County on a path into the future. Major economic development projects, new recreational opportunities, improving services, housing and public safety.

But these things don't just happen by themselves; these initiatives, along with the programs and services we offer every day, require the hard work and dedication of hundreds and hundreds of people that make up our workforce.

We recognize how hard each and every one of these individuals works each day and now we're reinvesting in our workforce like never before.

People like our health care workers at Willow Point who care for some of our most vulnerable residents and showed up each and every day during the worst public health crisis in a generation.

People like our Emergency Dispatchers who provide critical communication that sets in motion each emergency response that takes place in Broome County.

And people like the ones at our Department of Social Services who work daily with members of our community that are most in need.

We recognized that these positions couldn't wait another year; that's why we introduced legislation this summer to upgrade these positions. Thank you to our Personnel Officer Christine Segrue for working with us on these needed upgrades.

But there's plenty more. Before I took office, many employees throughout Broome County Government saw their paychecks cut.

Take, for example, the Director of Public Health, a position that has been on the front lines of the COVID pandemic. Mary McFadden has been working around the clock over the past two years and we appreciate her tireless efforts to keep our community safe and healthy.

Another position working under a 5% cut: Manager of Risk & Insurance. Tom Dellapenna helped create the Broome County Purchasing Alliance, along with Purchasing Director Robin Laabs, that has saved taxpayers millions of dollars in health care costs for public sector retirees. Again, a position currently funded below the minimum.

Or how about our attorneys who know they could make more money in the private sector but have chosen a career in public service instead?

We've been working to restore these cuts and have created or upgraded more than 500 positions in Broome County since 2017.

And we've also recognized the dedication of our unionized employees and have renegotiated their contracts with increases far higher than the previous administration.

This year we're recommitting to our efforts to compensate our employees more fairly.

In the 2023 budget, I'm proposing more than 130 long overdue upgrades that represents an investment of an additional \$688 thousand to continue the work we've been doing to make our positions competitive and attract the best and brightest candidates out there.

As I said before, the work we do in Broome County is not possible without the men and women that make up our workforce. While it's impossible to put a true price tag on it, we know your worth. This is just the beginning, we know there are many more positions we need to address, and we will continue to build on these efforts in the years to come.

George F. Johnson once said: "You owe to everybody, and to the workers most, to give yourself to it and to arrange as far as possible that the future shall hold the same sort of constructive relationship."

The man who had this building constructed knew as well as anyone the importance of investing in the workforce, and in doing so investing in the community to create a better future for all residents.

As we sit here tonight in this building, we are recommitting to Johnson's Square Deal on behalf of our employees and our residents.

There will always be more work to do, but together we will create a Victory for all of Broome County.

Thank you and God Bless!

Summary by Fund

2019 - 2023

Summary by Fund
2023 Adopted

	Appropriations	Estimated Revenue	Appropriated Fund Balance	Property Tax Support
<u>General Fund</u>				
General Operating Departments	\$152,409,212	\$158,280,534	\$ 2,500,000	\$ (8,371,322)
Social Services	118,746,177	57,375,152	-	61,371,025
<u>Enterprise Funds</u>				
Aviation	5,298,853	2,535,765	-	2,763,088
Public Transportation	13,960,079	13,215,359	-	744,720
Solid Waste Management	12,949,859	12,949,859	-	-
Willow Point Nursing Home	32,340,647	32,340,647	-	-
<u>Internal Service Funds</u>				
Central Food and Nutrition	5,069,611	5,069,611	-	-
Fleet Management	1,640,118	1,640,118	-	-
Health Insurance	60,034,817	59,508,090	526,727	-
Risk Management	3,591,614	3,591,614	-	-
Workers Compensation	4,057,664	4,057,664	-	-
<u>Special Revenue Funds</u>				
County Library	2,438,574	994,934	-	1,443,640
Road Machinery	3,344,595	42,218	-	3,302,377
County Road	11,911,481	3,330,249	-	8,581,232
Veterans' Arena	2,397,792	651,857	-	1,745,935
Enjoie Golf Course	1,261,227	1,261,227	-	-
<u>Total All Funds</u>	<u>\$431,452,320</u>	<u>\$356,844,898</u>	<u>\$3,026,727</u>	<u>\$71,580,695</u>
<u>Provision for Uncollected Taxes</u>				<u>\$700,000</u>
<u>Total Property Tax Levy</u>				<u>\$72,280,695</u>
	Appropriations	Estimated Revenue	Appropriated Fund Balance	Property Tax Support
2022 Totals	\$409,623,640	\$336,856,645	\$1,113,946	\$72,353,049
2023 Change from 2022 in dollars	21,828,680	19,988,253	1,912,781	(72,354)
2023 Change from 2022 as percentage	5.33%	5.93%	171.71%	-0.10%
	2022	2023	Change (in Dollars)	Change (as Percentage)
Real Property Full Value	\$ 10,498,432,391	\$ 11,577,814,886	\$ 1,079,382,495	10.281%
Full Value Tax Rate	6.89	6.24	(0.65)	-9.414%
Real Property Taxable Value	\$ 5,896,017,562	\$ 6,032,450,219	\$ 136,432,657	2.314%
Taxable Value Tax Rate	12.27	11.98	(0.29)	-2.359%

Summary by Fund
2023 Recommended

	Appropriations	Estimated Revenue	Appropriated Fund Balance	Property Tax Support
<u>General Fund</u>				
General Operating Departments	\$151,957,870	\$158,241,785	\$ 2,500,000	\$ (8,783,915)
Social Services	119,197,519	57,413,901	-	61,783,618
<u>Enterprise Funds</u>				
Aviation	5,298,853	2,535,765	-	2,763,088
Public Transportation	13,960,079	13,215,359	-	744,720
Solid Waste Management	12,949,859	12,949,859	-	-
Willow Point Nursing Home	32,340,647	32,340,647	-	-
<u>Internal Service Funds</u>				
Central Food and Nutrition	5,069,611	5,069,611	-	-
Fleet Management	1,640,118	1,640,118	-	-
Health Insurance	60,034,817	59,508,090	526,727	-
Risk Management	3,591,614	3,591,614	-	-
Workers Compensation	4,057,664	4,057,664	-	-
<u>Special Revenue Funds</u>				
County Library	2,438,574	994,934	-	1,443,640
Road Machinery	3,344,595	42,218	-	3,302,377
County Road	11,911,481	3,330,249	-	8,581,232
Veterans' Arena	2,397,792	651,857	-	1,745,935
Enjoe Golf Course	1,261,227	1,261,227	-	-
<u>Total All Funds</u>	\$431,452,320	\$356,844,898	\$3,026,727	\$71,580,695
<u>Provision for Uncollected Taxes</u>				\$700,000
<u>Total Property Tax Levy</u>				\$72,280,695

	Appropriations	Estimated Revenue	Appropriated Fund Balance	Property Tax Support
2022 Totals	\$409,623,640	\$336,856,645	\$1,113,946	\$72,353,049
2023 Change from 2022 in dollars	21,828,680	19,988,253	1,912,781	(72,354)
2023 Change from 2022 as percentage	5.33%	5.93%	171.71%	-0.10%

	2022	2023	Change (in Dollars)	Change (as Percentage)
Real Property Full Value	\$ 10,496,855,947	\$ 11,579,841,189	\$ 1,082,985,242	10.317%
Full Value Tax Rate	6.89	6.24	(0.65)	-9.443%
Real Property Taxable Value	\$ 5,895,313,107	\$ 6,033,703,499	\$ 138,390,392	2.347%
Taxable Value Tax Rate	12.27	11.98	(0.29)	-2.391%

Summary by Fund
2022 Adopted

	Appropriations	Estimated Revenue	Appropriated Fund Balance	Property Tax Support
<u>General Fund</u>				
General Operating Departments	\$138,375,974	\$144,365,940	\$ -	\$ (5,989,966)
Social Services	118,385,419	56,300,466	-	62,084,953
<u>Enterprise Funds</u>				
Aviation	3,628,061	1,802,387	-	1,825,674
Public Transportation	12,500,956	11,974,810	-	526,146
Solid Waste Management	11,574,589	11,574,589	-	-
Willow Point Nursing Home	32,684,752	33,002,732	(317,980)	-
<u>Internal Service Funds</u>				
Central Food and Nutrition	5,358,327	5,358,327	-	-
Fleet Management	1,176,475	1,176,475	-	-
Health Insurance	58,795,285	57,293,937	1,501,348	-
Risk Management	3,335,321	3,335,321	-	-
Workers Compensation	4,060,258	4,060,258	-	-
<u>Special Revenue Funds</u>				
County Library	2,331,166	932,179	-	1,398,987
Road Machinery	2,791,041	95,292	-	2,695,749
County Road	11,593,537	3,672,634	-	7,920,903
Veterans' Arena	1,831,280	640,677	-	1,190,603
Enjoe Golf Course	1,201,199	1,270,621	(69,422)	-
<u>Total All Funds</u>	\$409,623,640	\$336,856,645	\$1,113,946	\$71,653,049
<u>Provision for Uncollected Taxes</u>				\$700,000
<u>Total Property Tax Levy</u>				\$72,353,049

	Appropriations	Estimated Revenue	Appropriated Fund Balance	Property Tax Support
2021 Totals	\$402,110,952	\$327,977,441	\$2,390,352	\$72,443,159
2022 Change from 2021 in dollars	7,512,688	8,879,204	(1,276,406)	(90,110)
2022 Change from 2021 as percentage	1.87%	2.71%	-53.40%	-0.12%

	2021	2022	Change (in Dollars)	Change (as Percentage)
Real Property Full Value	\$ 10,284,037,478	\$ 10,498,432,391	\$ 214,394,913	2.085%
Full Value Tax Rate	7.04	6.89	(0.15)	-2.164%
Real Property Taxable Value	\$ 5,766,848,559	\$ 5,896,017,562	\$ 129,169,003	2.240%
Taxable Value Tax Rate	12.56	12.27	(0.29)	-2.312%

Summary by Fund
2021 Adopted

	Appropriations	Estimated Revenue	Appropriated Fund Balance	Property Tax Support
<u>General Fund</u>				
General Operating Departments	\$134,770,138	\$138,322,928	\$ -	\$ (3,552,790)
Social Services	119,248,586	57,714,730	-	61,533,856
<u>Enterprise Funds</u>				
Aviation	3,528,104	2,025,410	-	1,502,694
Public Transportation	12,682,359	12,682,359	-	-
Solid Waste Management	9,503,371	9,503,371	-	-
Willow Point Nursing Home	32,721,662	32,721,662	-	-
<u>Internal Service Funds</u>				
Central Food and Nutrition	5,019,262	5,019,262	-	-
Fleet Management	1,150,093	1,150,093	-	-
Health Insurance	58,193,854	55,803,502	2,390,352	-
Risk Management	2,204,647	2,204,647	-	-
Workers Compensation	4,061,370	4,061,370	-	-
<u>Special Revenue Funds</u>				
County Library	2,123,538	888,414	-	1,235,124
Road Machinery	2,743,601	92,060	-	2,651,541
County Road	11,284,332	3,945,370	-	7,338,962
Veterans' Arena	1,735,897	739,364	-	996,533
Enjoie Golf Course	1,140,138	1,102,899	-	37,239
<u>Total All Funds</u>	\$402,110,952	\$327,977,441	\$2,390,352	\$71,743,159
<u>Provision for Uncollected Taxes</u>				\$700,000
<u>Total Property Tax Levy</u>				<u>\$72,443,159</u>

	Appropriations	Estimated Revenue	Appropriated Fund Balance	Property Tax Support
2020 Totals	\$400,736,695	\$325,198,062	\$3,719,836	\$72,518,797
2021 Change from 2020 in dollars	1,374,257	2,779,379	(1,329,484)	(75,638)
2021 Change from 2020 as percentage	0.34%	0.85%	-35.74%	-0.10%

	2020	2021	Change (in Dollars)	Change (as Percentage)
Real Property Full Value	\$ 10,026,875,619	\$ 10,284,037,478	\$ 257,161,859	2.565%
Full Value Tax Rate	7.23	7.04	(0.19)	-2.602%
Real Property Taxable Value	\$ 5,741,106,482	\$ 5,766,848,559	\$ 25,742,077	0.448%
Taxable Value Tax Rate	12.63	12.56	(0.07)	-0.550%

Summary by Fund
2020 Adopted

	Appropriations	Estimated Revenue	Appropriated Fund Balance	Property Tax Support
<u>General Fund</u>				
General Operating Departments	\$133,669,467	\$138,579,030	\$-	\$ (4,909,563)
Social Services	121,529,879	59,595,744	-	61,934,135
<u>Enterprise Funds</u>				
Aviation	3,782,154	2,207,553	-	1,574,601
Public Transportation	13,023,334	11,422,253	-	1,601,081
Solid Waste Management	9,485,013	9,485,059	(46)	-
Willow Point Nursing Home	32,479,854	32,479,854	-	-
<u>Internal Service Funds</u>				
Central Food and Nutrition	5,247,421	5,247,421	-	-
Fleet Management	1,297,786	1,303,622	(5,836)	-
Health Insurance	55,584,838	51,859,120	3,725,718	-
Risk Management	2,085,724	2,085,724	-	-
Workers Compensation	4,061,566	4,061,566	-	-
<u>Special Revenue Funds</u>				
County Library	2,066,065	886,222	-	1,179,843
Road Machinery	2,723,666	80,824	-	2,642,842
County Road	10,940,007	3,999,068	-	6,940,939
Veterans' Arena	1,648,660	812,749	-	835,911
Enjoie Golf Course	1,111,261	1,092,253	-	19,008
<u>Total All Funds</u>	\$400,736,695	\$325,198,062	\$3,719,836	\$71,818,797
<u>Provision for Uncollected Taxes</u>				\$700,000
<u>Total Property Tax Levy</u>				\$72,518,797

	Appropriations	Estimated Revenue	Appropriated Fund Balance	Property Tax Support
2019 Totals	\$385,835,458	\$309,488,598	\$3,784,348	\$73,262,512
2020 Change from 2019 in dollars	14,901,237	15,709,464	(64,512)	(743,715)
2020 Change from 2019 as percentage	3.86%	5.08%	-1.70%	-1.02%

	2019	2020	Change (in Dollars)	Change (as Percentage)
Real Property Full Value	\$ 9,795,230,773	\$ 10,026,119,958	\$ 230,889,185	2.357%
Full Value Tax Rate	7.48	7.23	(0.25)	-3.295%
Real Property Taxable Value	\$ 5,729,813,904	\$ 5,741,106,482	\$ 11,292,578	0.197%
Taxable Value Tax Rate	12.79	12.63	(0.15)	-1.210%

Summary by Fund
2019 Adopted

	Appropriations	Estimated Revenue	Appropriated Fund Balance	Property Tax Support
<u>General Fund</u>				
General Operating Departments	\$124,100,430	\$126,577,539	\$ -	\$ (2,477,109)
Social Services	120,283,933	59,077,089	-	61,206,844
<u>Enterprise Funds</u>				
Aviation	3,702,458	2,135,548	-	1,566,910
Public Transportation	12,254,678	11,203,031	-	1,051,647
Solid Waste Management	9,234,936	9,282,844	(47,908)	-
Willow Point Nursing Home	31,949,956	31,949,956	-	-
<u>Internal Service Funds</u>				
Central Food and Nutrition	5,160,270	5,160,270	-	-
Fleet Management	1,290,026	1,241,534	48,492	-
Health Insurance	53,484,686	49,700,338	3,784,348	-
Risk Management	2,309,052	2,309,052	-	-
Workers Compensation	3,900,506	3,900,506	-	-
<u>Special Revenue Funds</u>				
County Library	1,959,719	847,162	-	1,112,557
Road Machinery	2,637,212	92,438	-	2,544,774
County Road	10,732,048	4,100,207	-	6,631,841
Veterans' Arena	1,748,590	823,542	-	925,048
Enjoie Golf Course	1,086,958	1,087,542	(584)	-
<u>Total All Funds</u>	\$385,835,458	\$309,488,598	\$3,784,348	\$72,562,512
<u>Provision for Uncollected Taxes</u>				\$700,000
<u>Total Property Tax Levy</u>				<u>\$73,262,512</u>
	Appropriations	Estimated Revenue	Appropriated Fund Balance	Property Tax Support
2018 Totals	\$374,495,750	\$297,778,550	\$3,711,633	\$73,705,567
2019 Change from 2018 in dollars	11,339,708	11,710,048	72,715	(443,055)
2019 Change from 2018 as percentage	3.03%	3.93%	1.96%	-0.60%
	2018	2019	Change (in Dollars)	Change (as Percentage)
Real Property Full Value	\$ 9,714,729,107	\$ 9,795,230,773	\$ 80,501,666	0.829%
Full Value Tax Rate	7.59	7.48	(0.11)	-1.418%
Real Property Taxable Value	\$ 5,710,293,144	\$ 5,729,813,904	\$ 19,520,760	0.342%
Taxable Value Tax Rate	12.91	12.79	(0.12)	-0.940%

This page is intentionally left blank

General Government

<u>Department/Division</u>	<u>Page</u>	<u>Department/Division</u>	<u>Page</u>
Legislative Board		Information Technology	
Clerk of the Legislature	2	Information Services	67
Legislature	7	Communication Services	74
Executive	10	Law	
County Clerk		Law	78
Records	15	Law—DSS Legal Unit	83
Motor Vehicles	21	Personnel	88
Records Management	25	Public Defender	96
District Attorney		Public Works	
District Attorney	29	Administration	102
Traffic Diversion	36	Buildings and Grounds	107
Audit and Control		Engineering	113
Audit and Control	38	Fleet Management	119
Weights and Measures	43	Purchasing	125
Central Foods and Nutrition Services	47	Real Property Tax Services	131
Coroners	51	Risk and Insurance	
Elections	55	Risk Management	139
Office of Management and Budget	60	Health Insurance	145
		Workers Compensation	148

Legislature

Legislators (15)
(Elected)

Chairman
Board of Acquisition and Contract
Capital Program Advisory Committee

Legislative Board

Committees

- County Administration
- Economic Development, Education and Culture
- Finance
- Health and Human Services
- Personnel
- Public Safety and Emergency Services
- Public Works and Transportation

Research Support

Clerk of the Legislature

Legislative Support

- Local Laws and Resolutions
- Legislative Minutes
- Committee Minutes
- Journal of Proceedings
- Records Management
- Clerical / Secretarial Support
- Administration
- Ethics Disclosure Processing
- Freedom of Information Law (FOIL)

Legislature Legislative Clerk

Mission Statement

The Clerk of the Legislature supervises and coordinates daily activities of the office of the Legislature.

Description

This office drafts and distributes all legislation to appropriate committees, processes, certifies, and disseminates all legislation, provides minutes of all legislative sessions and all committee meetings, prepares and files the required documentation on all approved local laws with the Secretary of State and provides clerical, secretarial, research and operational support to the individual Legislators. Prepares, maintains, and distributes the Directory of Federal, State, County, and Municipal Officials.

The Clerk also serves as the Records Access Officer for Broome County Government, processing Freedom of Information Requests on a continual basis.

Maintains and distributes updates to the County's Charter and Administrative Code.

Provides support to the Agricultural and Farmland Protection Board.

Serves as support staff to the Board of Ethics by maintaining, distributing, collecting and submitting for review by the Board, the annual Financial Disclosure Statement, which nearly 200 County officials are required to complete.

2023 Objectives

- Improve the paperless process by which resolution requests are submitted.
- Improve the paperless process for the distribution of resolution and agendas to County personnel.
- Make the business of the Legislature accessible to the public using the County website and social media.
- Make accessing public records as easy as possible for the public using a well-designed paper form and an on-line submission form.
- Enhance the capabilities of the office and the Legislative Assistants using student interns.
- Highlight the community through initiatives such as the Veterans of Distinction program, the Agricultural Celebration and the Community Art Series and other public outreach initiatives.

2023 Budget Highlights

- In the 2023 budget, this office has restricted expenses wherever possible.

Legislature 12010001
Clerk

<u>Title of Position</u>	<u>Grade/Unit</u>	2022 July 5, 2022				
		<u>2021 Actuals</u>	<u>Current Authorized</u>	<u>2023 Requested</u>	<u>2023 Recommended</u>	<u>2023 Adopted</u>
<u>Full-Time Positions</u>						
Clerk of the County Legislature	H Admin	0	1	1	1	1
Clerk of the County Legislature	F Admin	1	0	0	0	0
Deputy Clerk of the County Legislature	21 Admin	0	1	1	1	1
Deputy Clerk of the County Legislature	19 Admin	1	0	0	0	0
Second Deputy Clerk of the County Legislature	17 Admin	0	1	1	1	1
Second Deputy Clerk of the County Legislature	15 Admin	1	0	0	0	0
Total Full-Time Positions		3	3	3	3	3
<u>Part-Time Positions</u>						
None						
Total Part-Time Positions		0	0	0	0	0
Total Positions		3	3	3	3	3

BROOME COUNTY GOVERNMENT
 REVENUE AND APPROPRIATION SUMMARY
 BY DEPARTMENT AND DIVISION

FUND: 1010 General Operating
 DEPT: 12000000 Legislative
 DIV: 01 Legislative-Clerk

Account	2021 Actuals	2022 Budget	2022 YTD Actuals As of 11/17/22	2023 Budget Requested	2023 Budget Recommended	2023 Budget Adopted
12000000 Legislative						
0000006 Sale of Prop and Comp for Loss						
5000512 MINOR SALES OTHER	383	350	520	400	400	400
0000006 Sale of Prop and Comp for Loss Totals	383	350	520	400	400	400
0000007 Misc Interfund Revenues						
5000545 CREDIT CARD REBATES	4	0	1	0	0	0
0000007 Misc Interfund Revenues Totals	4	0	1	0	0	0
Rev Total for Div: 1201	387	350	521	400	400	400
0000010 Personnel Service						
6001000 SALARIES FULL-TIME	160,623	200,549	164,819	204,880	215,040	215,040
6001002 SALARIES TEMPORARY	0	0	0	3,360	3,360	3,360
0000010 Personnel Service Totals	160,623	200,549	164,819	208,240	218,400	218,400
0000040 Contractual Expenditures						
6004010 BOOKS AND SUBSCRIPTIONS	131	360	0	360	360	360
6004011 DUPLICATING AND PRINTING RM SU	1,576	0	0	0	0	0
6004012 OFFICE SUPPLIES	431	600	771	600	600	600
6004073 SUBSCRIPTIONS	105	0	147	0	0	0
6004105 DUES AND MEMBERSHIPS	150	150	150	150	150	150
6004106 GENERAL OFFICE EXPENSES	10,435	7,700	56	7,700	7,700	7,700
6004137 ADVERTISING AND PROMOTION EXPE	871	900	2,787	1,000	1,000	1,000
6004162 EDUCATION AND TRAINING	492	450	450	872	872	872
6004196 COPYING MACHINE RENTALS	523	2,320	2,118	2,320	2,320	2,320
6004541 STENOGRAPHIC SERVICES	0	600	30	600	600	600
6004573 OTHER FEES FOR SERVICES	0	3,500	3,145	3,500	3,500	3,500
0000040 Contractual Expenditures Totals	14,714	16,580	9,654	17,102	17,102	17,102
0000041 Chargeback Expenses						
6004602 INSURANCE PREMIUM CHARGEBACK	231	297	223	389	389	389

REPORT:BP033

BROOME COUNTY GOVERNMENT
REVENUE AND APPROPRIATION SUMMARY
BY DEPARTMENT AND DIVISION

FUND: 1010 General Operating
DEPT: 12000000 Legislative
DIV: 01 Legislative-Clerk

Account	2021 Actuals	2022 Budget	2022 YTD Actuals As of 11/17/22	2023 Budget Requested	2023 Budget Recommended	2023 Budget Adopted
6004606 TELEPHONE BILLING ACCOUNT	0	0	0	912	912	912
6004609 DATA PROCESSING CHARGEBACKS	0	0	0	1,816	1,816	1,816
0000041 Chargeback Expenses Totals	231	297	223	3,117	3,117	3,117
0000060 Principal on Indebtedness						
6006008 PRINCIPAL ON CAPITAL LEASE	1,386	0	0	0	0	0
0000060 Principal on Indebtedness Totals	1,386	0	0	0	0	0
0000070 Interest on Indebtedness						
6007005 INTEREST ON CAPITAL LEASE	390	0	0	0	0	0
0000070 Interest on Indebtedness Totals	390	0	0	0	0	0
0000080 Employee Benefits						
6008001 STATE RETIREMENT	27,399	36,254	26,386	40,202	42,234	42,234
6008002 SOCIAL SECURITY	11,520	15,341	11,954	15,929	16,706	16,706
6008004 WORKERS COMPENSATION	487	386	290	976	976	976
6008006 LIFE INSURANCE	20	45	14	45	45	45
6008007 HEALTH INSURANCE	38,629	46,095	34,182	42,019	42,019	42,019
6008009 RETIREE HEALTH INSURANCE	6,617	6,948	4,632	7,294	7,294	7,294
0000080 Employee Benefits Totals	84,672	105,069	77,458	106,465	109,274	109,274
Exp Total for Div: 1201	262,016	322,495	252,154	334,924	347,893	347,893
Total for Div: 12000000	-261,629	-322,145	-251,633	-334,524	-347,493	-347,493

Legislature Legislature

Mission Statement

The Broome County Legislature is the policy-making body and taxing authority of Broome County Government. The Legislature is comprised of 15 elected Legislators each representing a district. Through its power to legislate and approve appropriations, the County Legislature shapes the direction of Broome County Government and provides oversight over county operations. The Broome County Charter further defines the duties and powers of the Legislature.

Description

The County Legislature is responsible for the adoption of all local legislation and the levy of property taxes to fund county governmental operations. Other specific powers include the power to make appropriations, incur indebtedness, and adopt an annual budget, to create, alter, combine or abolish positions (job titles) except those units headed by elected officials, to confirm appointments by the County Executive, to adopt the equalization rates for the City of Binghamton and the 16 towns within the County and to award all contracts for professional services exceeding \$15,000.

The Chair of the Legislature presides at meetings of the County Legislature and appoints all standing and ad hoc committees. The Chair is an ex-officio member of every committee. Additionally, the Chair is a member of the Board of Acquisition and Contract (BAC) and several advisory boards pursuant to the provisions of the Broome County Charter.

The Chair of the Finance Committee, the Chair of the Public Works and Transportation Committee and the Chair of the Legislature are all members of the Capital Project Advisory Committee.

The Legislative Assistants provide research and support to the Chair, the Committees, and Legislators and facilitate activities and initiatives of the Legislature.

2023 Objectives

- Carefully scrutinize all County spending with the specific goal of controlling property taxes.
- Work to create an atmosphere that will promote economic development within the County and region to enhance the County's tax base and employment opportunities.
- Review County Departments and services to determine where administration and other functions can be more effectively managed.
- Consider all possible opportunities for the most efficient delivery of services, including sharing of resources and services with municipalities.
- Work to improve the quality of life for residents of Broome County.

2023 Budget Highlights

- In the 2023 budget the Legislature has restricted expenses wherever possible.

Legislature 12020001
Board

<u>Title of Position</u>	<u>Grade/Unit</u>	2022 July 5,2022				
		<u>2021 Actuals</u>	<u>Current Authorized</u>	<u>2023 Requested</u>	<u>2023 Recommended</u>	<u>2023 Adopted</u>
<u>Full-Time Positions</u>						
Legislative Assistant (40 hours)	23 Admin	2	2	2	2	2
Total Full-Time Positions		2	2	2	2	2
<u>Part-Time Positions</u>						
Chairman*/County Legislator	Elected	1	1	1	1	1
County Legislator	Elected	14	14	14	14	14
Total Part-Time Positions		15	15	15	15	15
Total Positions		17	17	17	17	17

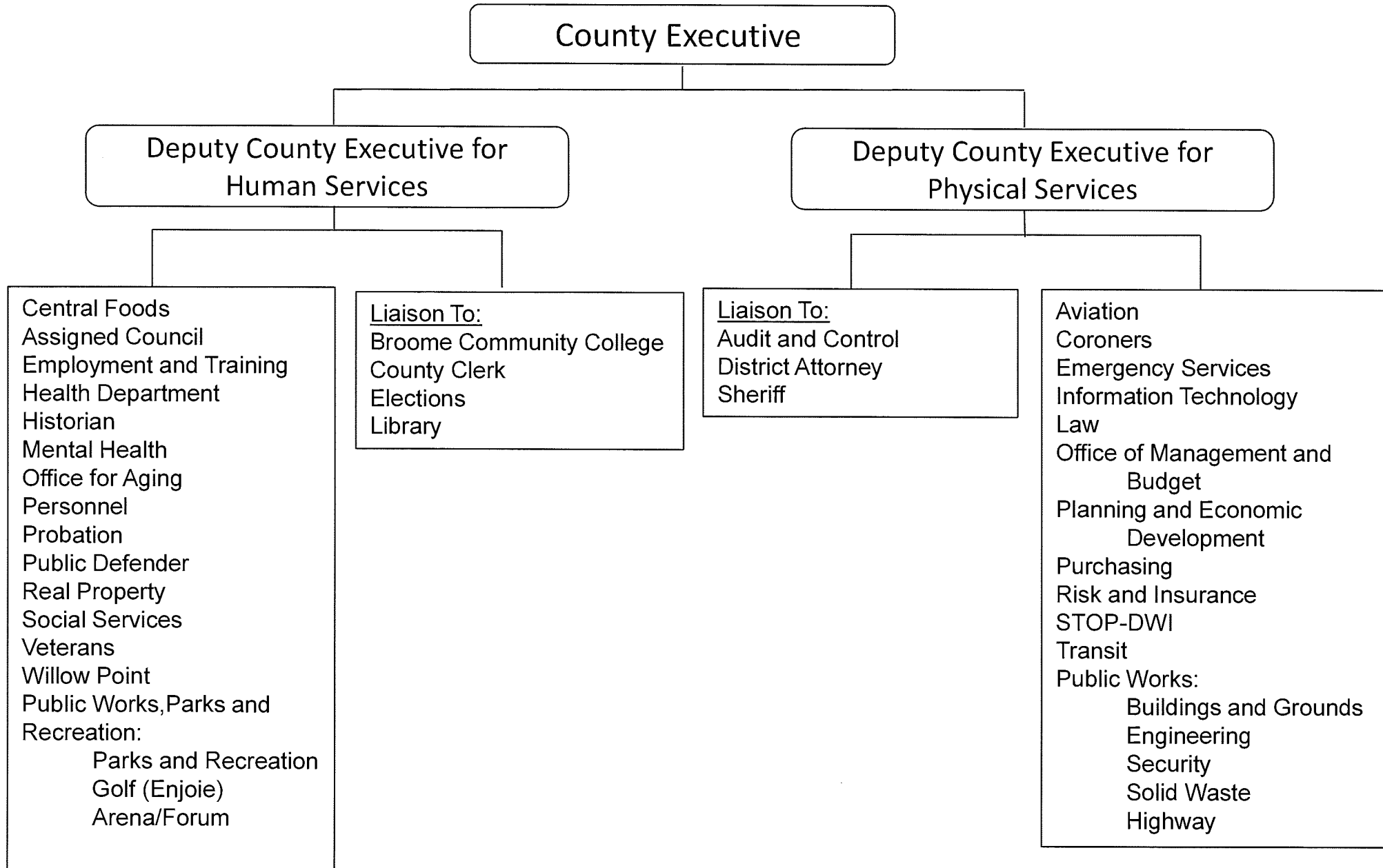
* Elected by peers

BROOME COUNTY GOVERNMENT
 REVENUE AND APPROPRIATION SUMMARY
 BY DEPARTMENT AND DIVISION

FUND: 1010 General Operating
 DEPT: 12000000 Legislative
 DIV: 02 Legislative-Legislature

Account	2021 Actuals	2022 Budget	2022 YTD Actuals As of 11/17/22	2023 Budget Requested	2023 Budget Recommended	2023 Budget Adopted
0000010 Personnel Service						
6001000 SALARIES FULL-TIME	125,376	133,356	108,722	137,934	144,742	144,742
6001001 SALARIES PART-TIME	195,009	195,000	161,250	195,000	195,000	195,000
0000010 Personnel Service Totals	320,385	328,356	269,972	332,934	339,742	339,742
0000040 Contractual Expenditures						
6004162 EDUCATION AND TRAINING	9	1,100	0	1,266	1,266	1,266
6004538 LEGAL CHARGES AND FEES	0	30,000	0	30,000	30,000	30,000
0000040 Contractual Expenditures Totals	9	31,100	0	31,266	31,266	31,266
0000041 Chargeback Expenses						
6004602 INSURANCE PREMIUM CHARGEBACK	693	894	671	1,166	1,166	1,166
0000041 Chargeback Expenses Totals	693	894	671	1,166	1,166	1,166
0000080 Employee Benefits						
6008001 STATE RETIREMENT	43,681	49,838	37,416	55,433	56,795	56,795
6008002 SOCIAL SECURITY	21,167	25,119	17,551	25,470	25,991	25,991
6008004 WORKERS COMPENSATION	1,460	1,155	866	2,926	2,926	2,926
6008006 LIFE INSURANCE	139	255	77	255	255	255
6008007 HEALTH INSURANCE	118,078	123,311	110,670	130,791	130,791	130,791
6008009 RETIREE HEALTH INSURANCE	113,332	118,248	79,289	124,160	124,160	124,160
0000080 Employee Benefits Totals	297,857	317,926	245,869	339,035	340,918	340,918
Exp Total for Div: 1202	618,944	678,276	516,512	704,401	713,092	713,092
Total for Div: 12000000	-618,944	-678,276	-516,512	-704,401	-713,092	-713,092
Total for Dept: 12000000	-880,573	-1,000,421	-768,145	-1,038,925	-1,060,585	-1,060,585

County Executive



County Executive

Mission Statement

To efficiently and effectively manage the operations and capital, operating and grant budgets of all county departments and to provide residents with quality services creating a high quality of life in a cost-effective manner.

Description

The office and duties of the County Executive are established by Article III, Sections 301-312 of the Broome County Charter adopted November 1968. The County Executive is the Chief Executive Officer and administrative head of Broome County government. The County Executive is an elected position serving a four-year term.

The County Executive oversees all County departments. The Executive is also responsible for communicating information regarding county services, programs, activities, and public policy to county employees, the public, and local, state and federal elected officials.

The County Executive is responsible for implementing local laws and resolutions as defined in the Broome County Charter and Code. The County Executive supervises and directs the internal organization and administration of all department and other administrative units. In addition, the County Executive appoints members to various county boards and commissions.

2023 Objectives

- To work closely with all levels of government, departments and community partners to meet challenges posed by current economic conditions. The Executive Office will strive to

maintain the quality services that residents depend upon and deserve. All services will continue to be constantly evaluated to ensure they are provided in the most cost-effective manner.

- To enhance economic development, the Executive Office will continue to contain property taxes by efficient operations within county government. These efforts will include, but are not limited to:
 - Enforcement of strict guidelines and accountability for spending by all county departments.
 - Emphasis of increased efficiency of all departments improving performance and reducing expenses.
 - Monitoring all capital projects for completion and quality.
 - Ensuring current and planned projects fit within the current economic model and are sustainable in the near as well as foreseeable future.
 - Creating and promoting strategies to make Broome County a viable place for investment.

2023 Budget Highlights

- The department controlled costs to the extent possible.

Executive 05000001

<u>Title of Position</u>	<u>Grade/Unit</u>	As of July 5, 2022				
		<u>2021 Actuals</u>	<u>Current Authorized</u>	<u>2023 Requested</u>	<u>2023 Recommended</u>	<u>2023 Adopted</u>
<u>Full-Time Positions</u>						
County Executive	Elected	1	1	1	1	1
Deputy County Executive for Human Services	K Admin	1	1	1	1	1
Deputy County Executive for Physical Services	K Admin	1	1	1	1	1
Executive Asst. to the County Executive	23 Admin	1	1	1	1	1
Secretary to Deputy County Executive	15 Admin	1	1	1	1	1
Administrative Asst. to the County Executive	20 Admin	1	1	1	1	1
Total Full-Time Positions		6	6	6	6	6
<u>Part-Time Positions</u>						
None						
Total Part-Time Positions		0	0	0	0	0
Total Positions		6	6	6	6	6

BROOME COUNTY GOVERNMENT
REVENUE AND APPROPRIATION SUMMARY BY DEPARTMENT

FUND: 1010 General Operating
DEPT: 05000000 County Executive

Account	2021 Actuals	2022 Budget	2022 YTD Actuals As of 11/17/22	2023 Budget Requested	2023 Budget Recommended	2023 Budget Adopted
0000002 Departmental Income						
5000332 INDIRECT COSTS CHARGEBACK	1,457,090	1,421,183	0	1,356,839	1,356,839	1,356,839
5000340 Int Gov'tl Charges - Excess Bu	1,686,413	0	0	0	0	0
0000002 Departmental Income Total	3,143,503	1,421,183	0	1,356,839	1,356,839	1,356,839
Rev Totals for Dept: 05000000	3,143,503	1,421,183	0	1,356,839	1,356,839	1,356,839
0000010 Personnel Service						
6001000 SALARIES FULL-TIME	370,947	446,262	380,782	460,336	499,909	499,909
6001002 SALARIES TEMPORARY	22,160	6,342	616	6,650	6,650	6,650
0000010 Personnel Service Totals	393,107	452,604	381,398	466,986	506,559	506,559
0000040 Contractual Expenditures						
6004010 BOOKS AND SUBSCRIPTIONS	0	600	0	600	600	600
6004012 OFFICE SUPPLIES	1,821	2,750	496	2,750	2,750	2,750
6004030 FOOD AND BEVERAGES	29	0	0	0	0	0
6004073 SUBSCRIPTIONS	690	0	0	0	0	0
6004106 GENERAL OFFICE EXPENSES	1,275	0	0	0	0	0
6004137 ADVERTISING AND PROMOTION EXPE	906	900	112	900	900	900
6004161 TRAVEL HOTEL AND MEALS	0	1,500	1,846	3,750	3,750	3,750
6004162 EDUCATION AND TRAINING	282	1,000	2,562	2,750	2,750	2,750
6004196 COPYING MACHINE RENTALS	666	3,128	2,680	3,128	3,128	3,128
0000040 Contractual Expenditures Totals	5,669	9,878	7,696	13,878	13,878	13,878
0000041 Chargeback Expenses						
6004602 INSURANCE PREMIUM CHARGEBACK	540	687	516	904	904	904
6004606 TELEPHONE BILLING ACCOUNT	0	0	0	2,477	2,477	2,477
6004609 DATA PROCESSING CHARGEBACKS	0	0	0	1,472	1,472	1,472
0000041 Chargeback Expenses Totals	540	687	516	4,853	4,853	4,853
0000060 Principal on Indebtedness						

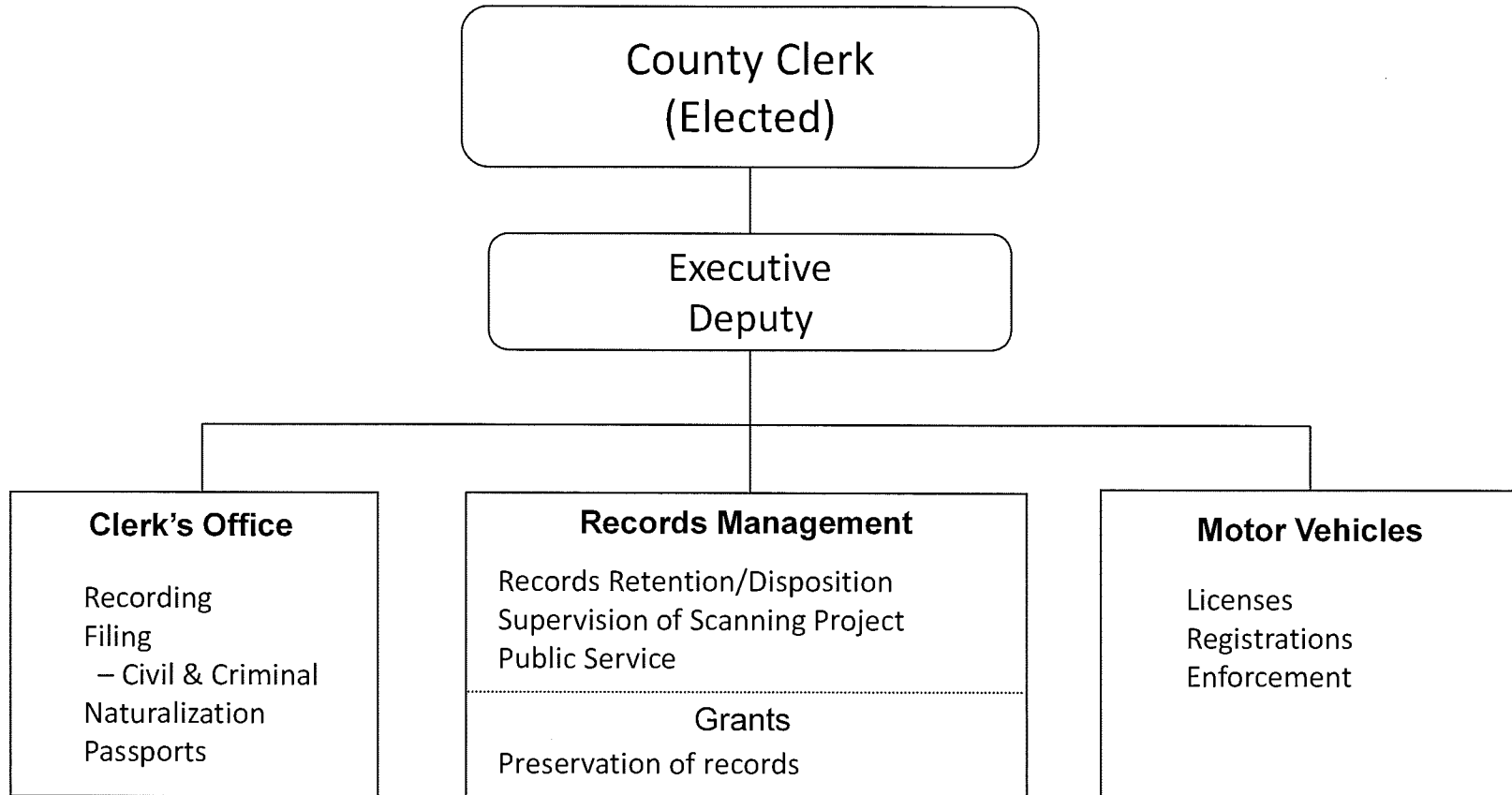
REPORT:BP032

BROOME COUNTY GOVERNMENT
REVENUE AND APPROPRIATION SUMMARY BY DEPARTMENT

FUND: 1010 General Operating
DEPT: 05000000 County Executive

Account	2021 Actuals	2022 Budget	2022 YTD Actuals As of 11/17/22	2023 Budget Requested	2023 Budget Recommended	2023 Budget Adopted
6006008 PRINCIPAL ON CAPITAL LEASE	1,728	0	0	0	0	0
0000060 Principal on Indebtedness Totals	1,728	0	0	0	0	0
0000070 Interest on Indebtedness						
6007005 INTEREST ON CAPITAL LEASE	348	0	0	0	0	0
0000070 Interest on Indebtedness Totals	348	0	0	0	0	0
0000080 Employee Benefits						
6008001 STATE RETIREMENT	51,868	69,280	50,486	78,730	86,644	86,644
6008002 SOCIAL SECURITY	29,043	34,625	27,956	35,726	38,753	38,753
6008004 WORKERS COMPENSATION	1,685	1,585	1,189	3,137	3,137	3,137
6008006 LIFE INSURANCE	42	90	27	90	90	90
6008007 HEALTH INSURANCE	37,304	60,866	46,288	65,161	65,161	65,161
6008009 RETIREE HEALTH INSURANCE	129,116	139,203	92,801	146,146	146,146	146,146
0000080 Employee Benefits Totals	249,058	305,649	218,747	328,990	339,931	339,931
Exp Totals for Dept: 05000000	650,450	768,818	608,357	814,707	865,221	865,221
Total for Dept: 05000000	2,493,053	652,365	-608,357	542,132	491,618	491,618

County Clerk



COUNTY CLERK Clerk's Office

MISSION STATEMENT

Oversees the processing, filing, scanning and storing of thousands of vital property, business and court documents every year, while offering superior customer service to the stakeholders who utilize the office.

DESCRIPTION

The County Clerk's Office provides the necessary services for the efficient filing and recording of land record documents, lien filings, acceptance of passport applications and naturalization of citizens as required by the State of New York and the federal government.

The County Clerk's Office is a consistent revenue generator for Broome County government. The office collects several taxes and fees on behalf of other departments and agencies. While the office retains a portion of some of the fees, the office acts largely as a collection or pass-through department for these fees. The office also provides significant operating revenues for certain other County departments. In 2021, the total funds collected by the Clerk's Office was \$13,561,555. Out of that grand total, the amount retained for the County's general fund was only \$1,370,534 (there are other funds that the County receives, but do not go towards the general fund, but instead are earmarked for the Office for Aging or Veterans Services), while the amount passed along to other entities was \$12,191,021. We believe that this is crucial information, even if 90% of the revenue collected and passed along to other entities is not captured by the limited budget submission module in the County's PeopleSoft program. (Source: Broome County Clerk 2023 Annual Report.)

2023 OBJECTIVES

One of the goals of the County Clerk's office is to continue to offer excellent customer service to the stakeholders who utilize the office, while maximizing revenue for the County. We are always looking to implement new ideas including:

- Continuing the expansion of the e-filing and e-recording programs, to reduce costs, reduce the volume of paper records, increase office efficiencies, and make sure documents are available for remote access in the event of a second wave of COVID-19.
- Continuing to strive to increase access to our office for the general public, including afterhours passport fairs and ensuring our office hours during the summer months match the local court system's. That includes maximizing the ability to access our records remotely in the event of a second wave of COVID-19.

2023 BUDGET HIGHLIGHTS

While the County Clerk's Office revenues will continue to exceed expenses, it is imperative that our office's operational needs are met. The County Clerk's Office is not pursuing any new or additional initiatives or programs this year.

County Clerk 04010001
Records

<u>Title of Position</u>	<u>Grade/Unit</u>	2021 <u>Actuals</u>	2022 Current <u>Authorized</u>	2023 <u>Requested</u>	2023 <u>Recommended</u>	2023 <u>Adopted</u>
<u>Full-Time Positions</u>						
County Clerk	Elected	1	1	1	1	1
Executive Deputy County Clerk	E Admin	0	0	1	1	1
Executive Deputy County Clerk	C Admin	1	1	0	0	0
Deputy County Clerk (40)	19 Admin	0	0	2	2	2
Deputy County Clerk (40)	17 Admin	2	2	0	0	0
Secretary to the County Clerk (37.5)	18 Admin	0	0	1	1	1
Secretary to the County Clerk (37.5)	16 Admin	1	1	0	0	0
Senior Index Clerk (40)	11 CSEA	0	0	2	2	2
Senior Index Clerk (40)	9 CSEA	2	2	0	0	0
Index Clerk (40)	10 CSEA	0	0	4	4	4
Index Clerk (40)	8 CSEA	4	4	0	0	0
Total Full-Time Positions		11	11	11	11	11
<u>Part-Time Positions</u>						
None		0	0	0	0	0
Total Part-Time Positions		0	0	0	0	0
Total Positions		11	11	11	11	11

REPORT:BP033

BROOME COUNTY GOVERNMENT
REVENUE AND APPROPRIATION SUMMARY
BY DEPARTMENT AND DIVISION

FUND: 1010 General Operating
DEPT: 04000000 County Clerk
DIV: 01 County Clerk- Records

Account	2021 Actuals	2022 Budget	2022 YTD Actuals As of 11/17/22	2023 Budget Requested	2023 Budget Recommended	2023 Budget Adopted
04000000 County Clerk						
0000002 Departmental Income						
5000104 CLERK FEES	1,375,917	1,050,000	953,290	1,050,000	1,050,000	1,050,000
5000105 XEROX MACHINE	800	1,700	1,386	1,700	1,700	1,700
5000106 MORTGAGE TAX	410,147	410,147	365,738	440,824	440,824	440,824
5000220 REMOTE ACCESS CHARGE	70,038	80,000	55,181	80,000	80,000	80,000
5000426 MISCELLANEOUS	5,789	5,000	3,987	5,000	5,000	5,000
0000002 Departmental Income Totals	1,862,691	1,546,847	1,379,582	1,577,524	1,577,524	1,577,524
0000003 Use of Money						
5000451 INTEREST AND EARNINGS	190	150	134	150	150	150
0000003 Use of Money Totals	190	150	134	150	150	150
0000007 Misc Interfund Revenues						
5000545 CREDIT CARD REBATES	42	0	19	0	0	0
0000007 Misc Interfund Revenues Totals	42	0	19	0	0	0
Rev Total for Div: 0401	1,862,923	1,546,997	1,379,735	1,577,674	1,577,674	1,577,674
0000010 Personnel Service						
6001000 SALARIES FULL-TIME	502,705	517,484	376,051	533,946	551,825	551,825
6001002 SALARIES TEMPORARY	3,955	3,960	2,349	3,960	3,960	3,960
0000010 Personnel Service Totals	506,660	521,444	378,400	537,906	555,785	555,785
0000040 Contractual Expenditures						
6004010 BOOKS AND SUBSCRIPTIONS	105	375	220	375	375	375
6004012 OFFICE SUPPLIES	3,138	6,000	2,608	6,000	6,000	6,000
6004021 BLDG MAINTENANCE SUPPLIES	41	0	0	0	0	0
6004041 PHOTOGRAPHIC SUPPLIES	285	540	540	540	540	540
6004056 COMPUTER EQUIPMENT(NON CAPITAL	0	901	153	901	901	901
6004100 POSTAGE AND FREIGHT	558	560	661	560	560	560
6004105 DUES AND MEMBERSHIPS	545	550	230	550	550	550

BROOME COUNTY GOVERNMENT
 REVENUE AND APPROPRIATION SUMMARY
 BY DEPARTMENT AND DIVISION

FUND: 1010 General Operating
 DEPT: 04000000 County Clerk
 DIV: 01 County Clerk- Records

Account	2021 Actuals	2022 Budget	2022 YTD Actuals As of 11/17/22	2023 Budget Requested	2023 Budget Recommended	2023 Budget Adopted
6004117 BUILDING AND GROUNDS EXPENSES	0	200	0	200	200	200
6004160 MILEAGE AND PARKING-LOCAL	0	50	228	50	50	50
6004161 TRAVEL HOTEL AND MEALS	509	1,500	2,339	1,500	1,500	1,500
6004196 COPYING MACHINE RENTALS	-58	3,900	3,088	3,900	3,900	3,900
0000040 Contractual Expenditures Totals	5,123	14,576	10,067	14,576	14,576	14,576
0000041 Chargeback Expenses						
6004602 INSURANCE PREMIUM CHARGEBACK	1,465	1,914	1,435	2,467	2,467	2,467
6004604 DPW SECURITY CHARGEBACKS	15,237	30,695	25,021	15,600	15,600	15,600
6004606 TELEPHONE BILLING ACCOUNT	0	0	0	199	199	199
6004609 DATA PROCESSING CHARGEBACKS	0	0	0	71,787	71,787	71,787
0000041 Chargeback Expenses Totals	16,702	32,609	26,456	90,053	90,053	90,053
0000060 Principal on Indebtedness						
6006008 PRINCIPAL ON CAPITAL LEASE	3,212	0	0	0	0	0
0000060 Principal on Indebtedness Totals	3,212	0	0	0	0	0
0000070 Interest on Indebtedness						
6007005 INTEREST ON CAPITAL LEASE	426	0	0	0	0	0
0000070 Interest on Indebtedness Totals	426	0	0	0	0	0
0000080 Employee Benefits						
6008001 STATE RETIREMENT	75,389	90,149	57,166	89,607	93,183	93,183
6008002 SOCIAL SECURITY	36,852	40,582	27,706	40,846	42,214	42,214
6008004 WORKERS COMPENSATION	23,092	23,194	17,396	17,116	17,116	17,116
6008006 LIFE INSURANCE	85	165	42	165	165	165
6008007 HEALTH INSURANCE	74,022	87,868	49,656	82,328	82,328	82,328
6008009 RETIREE HEALTH INSURANCE	170,803	167,568	125,048	200,165	200,165	200,165
6008010 DISABILITY INSURANCE	440	527	279	527	527	527
0000080 Employee Benefits Totals	380,683	410,053	277,293	430,754	435,698	435,698
Exp Total for Div: 0401	912,806	978,682	692,216	1,073,289	1,096,112	1,096,112

REPORT:BP033

BROOME COUNTY GOVERNMENT
REVENUE AND APPROPRIATION SUMMARY
BY DEPARTMENT AND DIVISION

FUND: 1010 General Operating
DEPT: 04000000 County Clerk
DIV: 01 County Clerk- Records

Account	2021 Actuals	2022 Budget	2022 YTD Actuals As of 11/17/22	2023 Budget Requested	2023 Budget Recommended	2023 Budget Adopted
Total for Div: 04000000	950,117	568,315	687,519	504,385	481,562	481,562

**COUNTY CLERK
Motor Vehicles**

MISSION STATEMENT

To oversee the processing of motor vehicle transactions, abiding by the laws and guidelines established by the NYS Department of Motor Vehicles and the Federal government, while offering superior customer service to the stakeholders who utilize the department.

DESCRIPTION

The DMV efficiently processes motor vehicle transactions, including the licensing of drivers and the registering of vehicles.

The DMV is a consistent revenue generator for Broome County government. The department also collects several taxes and fees on behalf New York State. While the department retains a portion of some of the fees, for the most part the office acts as a collection or pass-through department for these fees.

As you may or may not know, Broome County receives 12.7% of DMV revenue only if residents visit their local DMV to complete their registrations, renew licenses or purchase license plates. When residents renew registrations or licenses online or through the mail, New York State keeps the revenue. By studying trends over the past 10 years, we have learned that Broome County lost almost \$300,000 in revenue due to the increase in residents renewing registrations or licenses online or through the mail directly with New York State. Over the last four years County Clerk Mihalko has put in place initiatives aimed at encouraging more Broome County residents to keep their DMV transactions local. These initiatives include the installation of six drop boxes around the county for the collection of transactions that could have been mailed to the state. We also distributed a flyer to

residents along with their property tax bills touting the importance of keeping these fees local.

2023 OBJECTIVES

The DMV is doing everything it can to maximize the retention of the local share of DMV revenue. We are looking to continue the following:

- Saturday hours at the Endicott DMV office
- Our weekly satellite office in Conklin, Harpursville, Whitney Point and Windsor and we are looking to add other locations to serve our rural communities.
- Six DMV “drop boxes” in Binghamton, Endwell, Harpursville, Johnson City and Whitney Point.
- Educating the general public about the importance of using local DMV services as opposed to New York State’s online or mail options, including a flyer in the County’s annual property tax bill.
- The sale of E-ZPass tags through the E-ZPass On-the-Go Program.
- The continuation of an online appointment system for our DMV offices so people no longer need to wait in line.

2023 BUDGET HIGHLIGHTS

While DMV revenues continue to exceed expenses, it’s imperative that our own office’s operational needs are met. To ensure the best quality customer service, we are requesting an adjustment in employee salaries to maximize retention of current staff.

County Clerk 04020001

Motor Vehicles

<u>Title of Position</u>	<u>Grade/Unit</u>	2021 <u>Actuals</u>	2022 Current <u>Authorized</u>	2023 <u>Requested</u>	2023 <u>Recommended</u>	2023 <u>Adopted</u>
<u>Full-Time Positions</u>						
Deputy County Clerk (40)	19 Admin	0	0	1	1	1
Deputy County Clerk (40)	17 Admin	1	1	0	0	0
Principal Motor Vehicle Clerk (40)	13 CSEA	1	1	1	1	1
Senior Motor Vehicle Clerk (40)	11 CSEA	3	3	3	3	3
Motor Vehicle Clerk (40)	10 CSEA	10	12	12	12	12
Total Full-Time Positions		15	17	17	17	17
<u>Part-Time Positions</u>						
Motor Vehicle Clerk	10 CSEA	9	9	9	9	9
Total Part-Time Positions		9	9	9	9	9
Total Positions		24	26	26	26	26

BROOME COUNTY GOVERNMENT
 REVENUE AND APPROPRIATION SUMMARY
 BY DEPARTMENT AND DIVISION

FUND: 1010 General Operating
 DEPT: 04000000 County Clerk
 DIV: 02 County Clerk - Motor Vehicles

Account	2021 Actuals	2022 Budget	2022 YTD Actuals As of 11/17/22	2023 Budget Requested	2023 Budget Recommended	2023 Budget Adopted
0000002 Departmental Income						
5000107 MOTOR VEHICLE	2,354,208	2,350,000	1,274,494	2,350,000	2,350,000	2,350,000
5000108 COLLECTION OF SALES TAX	22,137	15,000	3,876	16,000	16,000	16,000
0000002 Departmental Income Totals	2,376,345	2,365,000	1,278,370	2,366,000	2,366,000	2,366,000
0000003 Use of Money						
5000451 INTEREST AND EARNINGS	215	65	34	65	65	65
0000003 Use of Money Totals	215	65	34	65	65	65
0000007 Misc Interfund Revenues						
5000530 REFUNDS OF PRIOR YEARS EXPENDI	342	0	238	0	0	0
0000007 Misc Interfund Revenues Totals	342	0	238	0	0	0
Rev Total for Div: 0402	2,376,902	2,365,065	1,278,642	2,366,065	2,366,065	2,366,065
0000010 Personnel Service						
6001000 SALARIES FULL-TIME	540,053	675,301	389,736	645,780	648,438	648,438
6001001 SALARIES PART-TIME	71,801	143,468	69,281	159,999	159,999	159,999
6001003 SALARIES OVERTIME	11,897	8,323	5,179	8,323	8,323	8,323
0000010 Personnel Service Totals	623,751	827,092	464,196	814,102	816,760	816,760
0000040 Contractual Expenditures						
6004010 BOOKS AND SUBSCRIPTIONS	710	773	710	773	773	773
6004012 OFFICE SUPPLIES	1,552	5,000	1,594	5,000	5,000	5,000
6004021 BLDG MAINTENANCE SUPPLIES	98	200	65	200	200	200
6004022 FUEL AND HEATING SUPPLIES	3,462	3,200	2,708	3,200	3,200	3,200
6004023 BLDG AND GROUNDS SUPPLIES	199	500	0	500	500	500
6004106 GENERAL OFFICE EXPENSES	204	700	305	700	700	700
6004111 BUILDING AND LAND RENTAL	51,300	51,300	47,025	51,300	51,300	51,300
6004113 WATER AND SEWAGE CHARGES	914	1,500	494	1,500	1,500	1,500
6004115 ELECTRIC CURRENT	2,936	6,000	2,610	6,000	6,000	6,000

REPORT:BP033

BROOME COUNTY GOVERNMENT
REVENUE AND APPROPRIATION SUMMARY
BY DEPARTMENT AND DIVISION

FUND: 1010 General Operating

DEPT: 04000000 County Clerk

DIV: 02 County Clerk - Motor Vehicles

Account	2021 Actuals	2022 Budget	2022 YTD Actuals As of 11/17/22	2023 Budget Requested	2023 Budget Recommended	2023 Budget Adopted
6004117 BUILDING AND GROUNDS EXPENSES	1,136	2,000	1,108	2,000	2,000	2,000
6004137 ADVERTISING AND PROMOTION EXPE	6,500	6,500	5,199	6,500	6,500	6,500
6004138 OTHER OPERATIONAL EXPENSES	200	650	569	650	650	650
6004160 MILEAGE AND PARKING-LOCAL	1,123	700	1,116	1,000	1,000	1,000
6004196 COPYING MACHINE RENTALS	1,902	1,223	1,704	1,223	1,223	1,223
6004573 OTHER FEES FOR SERVICES	120	0	0	0	0	0
0000040 Contractual Expenditures Totals	72,356	80,246	65,207	80,546	80,546	80,546
0000041 Chargeback Expenses						
6004602 INSURANCE PREMIUM CHARGEBACK	1,305	1,730	1,297	2,230	2,230	2,230
6004604 DPW SECURITY CHARGEBACKS	15,237	162,368	0	97,448	97,448	97,448
6004614 OTHER CHARGEBACK EXPENSES	46,194	0	13,215	2,500	2,500	2,500
6004615 GASOLINE CHARGEBACK	512	1,100	310	1,800	1,800	1,800
6004616 FLEET SERVICE CHARGEBACK	2,440	2,500	2,500	2,625	2,625	2,625
6004619 BUILDING SERVICE CHARGEBACK	40,348	43,848	21,424	41,848	41,848	41,848
0000041 Chargeback Expenses Totals	106,036	211,546	38,746	148,451	148,451	148,451
0000080 Employee Benefits						
6008001 STATE RETIREMENT	93,959	104,042	68,336	133,086	133,617	133,617
6008002 SOCIAL SECURITY	45,416	59,049	34,322	62,279	62,482	62,482
6008004 WORKERS COMPENSATION	2,489	2,639	1,979	5,399	5,399	5,399
6008006 LIFE INSURANCE	112	270	53	255	255	255
6008007 HEALTH INSURANCE	86,145	136,162	44,106	122,822	122,822	122,822
6008009 RETIREE HEALTH INSURANCE	117,317	116,357	95,580	151,981	151,981	151,981
6008010 DISABILITY INSURANCE	1,092	1,491	771	1,491	1,491	1,491
6008011 UNEMPLOYMENT INSURANCE	0	1,689	0	1,689	1,689	1,689
6008013 HEALTH INS - RETIRE INCENTIVE	4,334	0	0	0	0	0
0000080 Employee Benefits Totals	350,864	421,699	245,147	479,002	479,736	479,736
Exp Total for Div: 0402	1,153,007	1,540,583	813,296	1,522,101	1,525,493	1,525,493
Total for Div: 04000000	1,223,895	824,482	465,346	843,964	840,572	840,572

COUNTY CLERK
Records Management

Mission Statement

To properly store and maintain Broome County's older departmental records in accordance with relevant regulations, and by carefully balancing competing factors of accessibility, security, preservation and expense.

Description

The Records Management Division provides practical guidance and expertise to departments in the following capacities:

- Determine retention and disposition of records.
- Review of requests for records storage.
- Coordinate the scanning projects for department records.
- Ensure compliance with NYS and Federal retention guidelines.

We have also worked to address the continued concerns with the Records Storage Facility located at 1 N. Floral Avenue in Binghamton (aka The Ramp Building). Some repairs have been made to the building, but the expenses of completely addressing the unresolved issues will be daunting. In January 2020, the results of the Local Government Efficiency Study were released. This study recommended that the County Clerk's office should either explore alternative properties or make extensive repairs to the existing building, in addition to redoubling our scanning efforts.

In 2021, the Records Management Scanning team has completed one digitizing project for the Health Department of COVID-19 vaccination sheets and anticipates completing a major scanning project for the Public Defenders Office later this year. There are currently 3 future projects for other departments in the queue. These projects will be ongoing throughout 2023.

2023 Objectives

- Prior to the fiscal challenges presented by the COVID-19 pandemic, our office planned to issue an RFP for a new storage location for Broome County's older departmental records as recommended by the Study. The Clerk's Office will work with the Executive Office and Legislature to determine the best approach to funding a project of this scale.
- Continue to work with Information Technology to implement a multi-year Capital Improvement Project to scan older departmental records into the OnBase Document Management system.
- Scan and preserve the Boston Purchase map, which is an important part of the county's history. To preserve this artifact for future generations while also making images of it available for the public and researchers today is paramount.

2023 Budget Highlights

The office plans to continue to scan & digitize permanent paper records from various departments into the County's OnBase system as part of an ongoing capital project.

County Clerk 04030001
 Records Management

<u>Title of Position</u>	<u>Grade/Unit</u>	<u>2021 Actuals</u>	<u>2022 Current Authorized</u>	<u>2023 Requested</u>	<u>2023 Recommended</u>	<u>2023 Adopted</u>
<u>Full-Time Positions</u>						
Deputy County Clerk (40)	19 Admin	0	0	1	1	1
Deputy County Clerk (40)	17 Admin	1	1	0	0	0
Senior Records Clerk (40)	9 CSEA	1	1	1	1	1
Total Full-Time Positions		2	2	2	2	2
<u>Part-Time Positions</u>						
None		0	0	0	0	0
Total Part-Time Positions		0	0	0	0	0
Total Positions		2	2	2	2	2

BROOME COUNTY GOVERNMENT
 REVENUE AND APPROPRIATION SUMMARY
 BY DEPARTMENT AND DIVISION

FUND: 1010 General Operating
 DEPT: 04000000 County Clerk
 DIV: 03 County Clerk- Records Mgmt

Account	2021 Actuals	2022 Budget	2022 YTD Actuals As of 11/17/22	2023 Budget Requested	2023 Budget Recommended	2023 Budget Adopted
0000002 Departmental Income						
5000333 OTHER DEPARTMENTAL CHARGEBACK	15,200	17,017	7,653	18,130	18,130	18,130
0000002 Departmental Income Totals	15,200	17,017	7,653	18,130	18,130	18,130
Rev Total for Div: 0403	15,200	17,017	7,653	18,130	18,130	18,130
0000010 Personnel Service						
6001000 SALARIES FULL-TIME	77,775	81,563	48,570	81,786	84,152	84,152
0000010 Personnel Service Totals	77,775	81,563	48,570	81,786	84,152	84,152
0000040 Contractual Expenditures						
6004012 OFFICE SUPPLIES	133	400	198	400	400	400
6004022 FUEL AND HEATING SUPPLIES	8,226	15,000	7,688	15,000	15,000	15,000
6004023 BLDG AND GROUNDS SUPPLIES	0	100	0	100	100	100
6004106 GENERAL OFFICE EXPENSES	1,552	2,000	1,318	2,000	2,000	2,000
6004113 WATER AND SEWAGE CHARGES	494	455	618	505	505	505
6004115 ELECTRIC CURRENT	16,397	16,000	13,073	16,400	16,400	16,400
6004117 BUILDING AND GROUNDS EXPENSES	7,350	6,500	4,172	7,000	7,000	7,000
6004160 MILEAGE AND PARKING-LOCAL	0	480	0	480	480	480
6004161 TRAVEL HOTEL AND MEALS	0	1,000	0	1,000	1,000	1,000
6004193 HARDWARE MAINTENANCE	0	1,300	266	1,300	1,300	1,300
6004196 COPYING MACHINE RENTALS	924	924	847	924	924	924
0000040 Contractual Expenditures Totals	35,076	44,159	28,180	45,109	45,109	45,109
0000041 Chargeback Expenses						
6004619 BUILDING SERVICE CHARGEBACK	7,200	6,943	3,472	6,943	6,943	6,943
0000041 Chargeback Expenses Totals	7,200	6,943	3,472	6,943	6,943	6,943
0000080 Employee Benefits						
6008001 STATE RETIREMENT	11,815	13,572	6,770	11,262	11,735	11,735
6008002 SOCIAL SECURITY	4,938	6,240	3,612	6,256	6,437	6,437

REPORT:BP033

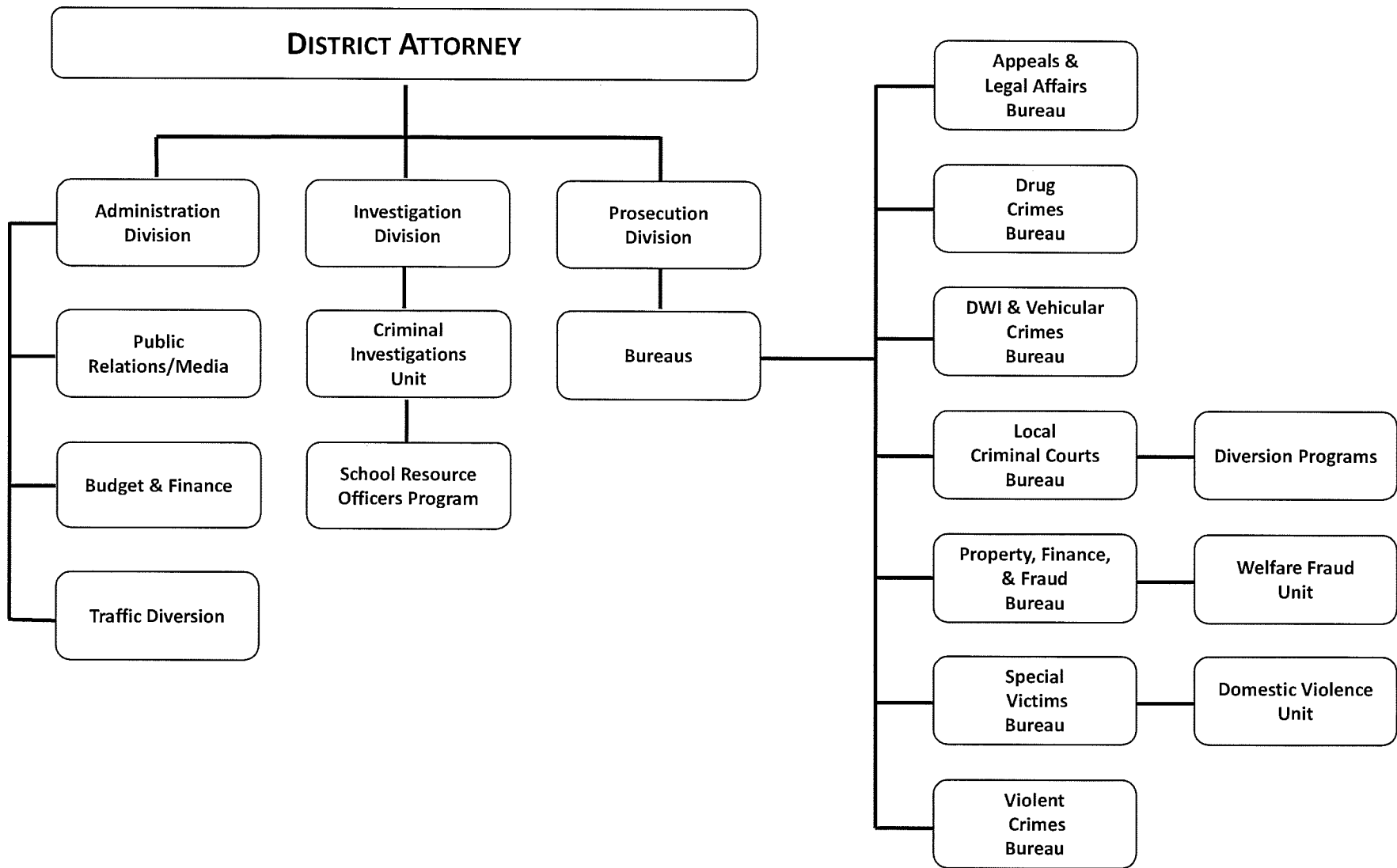
BROOME COUNTY GOVERNMENT
REVENUE AND APPROPRIATION SUMMARY
BY DEPARTMENT AND DIVISION

FUND: 1010 General Operating

DEPT: 04000000 County Clerk

DIV: 03 County Clerk- Records Mgmt

Account	2021 Actuals	2022 Budget	2022 YTD Actuals As of 11/17/22	2023 Budget Requested	2023 Budget Recommended	2023 Budget Adopted
6008006 LIFE INSURANCE	16	30	6	30	30	30
6008007 HEALTH INSURANCE	19,572	20,009	1,234	11,509	11,509	11,509
6008009 RETIREE HEALTH INSURANCE	14,469	15,192	10,128	15,952	15,952	15,952
6008010 DISABILITY INSURANCE	88	88	8	88	88	88
0000080 Employee Benefits Totals	50,898	55,131	21,758	45,097	45,751	45,751
Exp Total for Div: 0403	170,949	187,796	101,980	178,935	181,955	181,955
Total for Div: 04000000	-155,749	-170,779	-94,327	-160,805	-163,825	-163,825
Total for Dept: 04000000	2,018,263	1,222,018	1,058,538	1,187,544	1,158,309	1,158,309



District Attorney

Mission Statement

Work with law enforcement agencies to successfully prosecute crime in Broome County in the interest of public safety.

Description

The District Attorney's Office (DAO) has 25 Assistant District Attorneys that prosecute nearly 10,000 felony, misdemeanor, and violation level offenses annually on behalf of the People of the State of New York and Broome County. The DAO also prosecutes more than 20,000 traffic tickets.

2023 Objectives

The DAO will continue to aggressively prosecute crime effectively and efficiently, while also using crime prevention and deterrent programs to reduce future crime.

School Resource Officers

To protect, mentor, and educate the children of Broome County, the DAO will continue to grow the School Resource Officer (SRO) program. Launched in 2016, the SRO program places retired, experienced police officers in our schools. These Officer's interact with children and faculty on a daily basis, to ensure their safety.

Diversion Programs

For those charged with minor crimes, the DAO diverts cases and individuals through several diversion programs, which offer treatment

rather than incarceration that give the offenders a chance to be productive members of society.

These include The Alcohol Monitoring Program (AMP); Drug Treatment Court; DWI Treatment Court; Integrated Domestic Violence Court; Domestic Violence Court and Veterans Court.

Traffic Diversion Program

This program funds the salaries of one ADA, three Investigators, one Traffic Diversion Coordinator, one Secretary, one Receptionist, and a Fiscal Services Administrator.

2023 Budget Highlights

- Utilize Incentives to retain and motivate staff.
- Continue to develop and grow SRO program.
- Adapt to the new Bail and Discovery Reform Laws by seeking State and County funding for additional positions in order to comply with this mandate.

District Attorney 06000001, 06030001

<u>Title of Position</u>	<u>Grade/Unit</u>	As of				
		2021	Current	2023	2023	2023
		<u>Actuals</u>	<u>Authorized</u>	<u>Requested</u>	<u>Recommended</u>	<u>Adopted</u>
<u>Full-Time Positions</u>						
District Attorney	Elected	1	1	1	1	1
Chief Assistant District Attorney	AT-5	1	1	1	1	1
Deputy District Attorney	AT-4	1	1	1	1	1
Senior Assistant District Attorney	AT-3	6	6	6	6	6
Assistant District Attorney II	AT-2	9	9	9	9	9
Assistant District Attorney I *	AT-1	5	5	4	4	4
Chief Investigator - DA	27 Admin	1	1	1	1	1
Assistant Chief Investigator	27 Admin	1	1	1	1	1
Community Relations Director	25 Admin	0	0	0	0	0
Community Relations Director	18 Admin	1	1	1	1	1
Fiscal Services Administrator	24 Admin	1	1	1	1	1
Investigator - DA	22 Admin	4	4	4	4	4
Administrative Assistant to the DA	18 Admin	0	0	2	2	2
Secretary to the DA **	14 Admin	6	4	2	2	2
Secretary	14 Admin	3	5	5	5	5
Receptionist/Typist	7 Admin	1	1	1	1	1
Secretary	13 CSEA	1	1	1	1	1
Traffic Diversion Coordinator	15 CSEA	0	0	1	1	1
Traffic Diversion Coordinator	13S CSEA	1	1	0	0	0
Keyboard Specialist ***	8 CSEA	2	2	1	1	1
Total Full-Time Positions		45	45	43	43	43
<u>Part-Time Positions</u>						
Investigator - DA	22 Admin	2	2	2	2	2
Total Part-Time Positions		2	2	2	2	2
Total Positions		47	47	45	45	45

*One Position Abolished in 2023

**Two Positions Abolished in 2023

***One Position Abolished in 2023

Grant Funded Positions

District Attorney 06000001		As of July 5, 2022			
Title of Position	<u>Grade/Unit</u>	<u>2021 Actuals</u>	<u>Current Authorized</u>	<u>2023 Requested</u>	<u>2023 Recommended</u>
Full-Time Positions	AT-4	0	0	0	0
Chief Assistant District Attorney	AT-3	3	3	3	3
Senior Assistant District Attorney	AT-2	0	0	0	0
Assistant District Attorney II		3	3	3	3
Total Full-Time Positions					
Part-Time Positions	22 Admin	11	12	21	21
Investigator - DA		11	12	21	21
Total Part-Time Positions					
Total Positions		14	15	24	24

BROOME COUNTY GOVERNMENT
 REVENUE AND APPROPRIATION SUMMARY
 BY DEPARTMENT AND DIVISION

FUND: 1010 General Operating
 DEPT: 06000000 District Attorney
 DIV: 00 District Attorney

Account	2021 Actuals	2022 Budget	2022 YTD Actuals As of 11/17/22	2023 Budget Requested	2023 Budget Recommended	2023 Budget Adopted
06000000 District Attorney						
0000002 Departmental Income						
5000245 FEE FOR TRAFFIC DIVERSION	100,000	120,000	120,000	400,000	382,842	382,842
5000333 OTHER DEPARTMENTAL CHARGEBACK	20,000	20,000	0	20,000	20,000	20,000
0000002 Departmental Income Totals	120,000	140,000	120,000	420,000	402,842	402,842
0000007 Misc Interfund Revenues						
5000530 REFUNDS OF PRIOR YEARS EXPENDI	1,905	0	4,748	0	0	0
5000534 TRANSFER FROM INSURANCE RESERV	0	652	652	0	0	0
5000545 CREDIT CARD REBATES	147	100	124	300	300	300
5000546 Trust Account Inflows	55,025	0	0	0	0	0
0000007 Misc Interfund Revenues Totals	57,077	752	5,524	300	300	300
0000008 State Aid						
5000801 DISTRICT ATTORNEY'S SALARY	86,627	72,189	72,189	72,189	72,189	72,189
5000808 OTHER STATE AID	857,927	0	0	0	0	0
5000855 SOCIAL SERVICES ADMINISTRATION	4,819	5,132	1,815	2,160	2,160	2,160
0000008 State Aid Totals	949,373	77,321	74,004	74,349	74,349	74,349
0000009 Federal Aid						
5000901 FEDERAL AID - OTHER	0	0	0	20,000	20,000	20,000
5000925 SOCIAL SERVICES ADMINISTRATION	46,486	40,030	30,643	44,280	44,280	44,280
0000009 Federal Aid Totals	46,486	40,030	30,643	64,280	64,280	64,280
Rev Total for Div: 0600	1,172,936	258,103	230,171	558,929	541,771	541,771
0000010 Personnel Service						
6001000 SALARIES FULL-TIME	2,225,955	2,554,086	1,735,618	2,678,269	2,830,124	2,830,124
6001001 SALARIES PART-TIME	30,696	30,370	29,601	30,986	30,986	30,986
6001002 SALARIES TEMPORARY	219	0	0	0	0	0
6001003 SALARIES OVERTIME	0	0	0	20,000	20,000	20,000

REPORT:BP033

BROOME COUNTY GOVERNMENT
REVENUE AND APPROPRIATION SUMMARY
BY DEPARTMENT AND DIVISION

FUND: 1010 General Operating
DEPT: 06000000 District Attorney
DIV: 00 District Attorney

Account	2021 Actuals	2022 Budget	2022 YTD Actuals As of 11/17/22	2023 Budget Requested	2023 Budget Recommended	2023 Budget Adopted
0000010 Personnel Service Totals	2,256,870	2,584,456	1,765,219	2,729,255	2,881,110	2,881,110
0000040 Contractual Expenditures						
6004010 BOOKS AND SUBSCRIPTIONS	40,902	44,001	34,114	42,350	42,350	42,350
6004012 OFFICE SUPPLIES	6,480	7,500	6,022	8,000	8,000	8,000
6004021 BLDG MAINTENANCE SUPPLIES	0	250	0	0	0	0
6004045 TRAINING AND EDUCATIONAL SUPPL	471	1,200	2,164	3,000	3,000	3,000
6004048 MISC OPERATIONAL SUPPLIES	214	1,350	816	2,450	2,450	2,450
6004052 UNIFORMS	6,475	4,600	3,354	8,740	8,740	8,740
6004054 SAFETY SUPPLIES	1,371	4,630	1,984	6,330	6,330	6,330
6004056 COMPUTER EQUIPMENT(NON CAPITAL	3,545	3,000	1,121	3,000	3,000	3,000
6004100 POSTAGE AND FREIGHT	7,167	2,000	2,618	5,000	5,000	5,000
6004105 DUES AND MEMBERSHIPS	590	2,640	2,475	2,665	2,665	2,665
6004106 GENERAL OFFICE EXPENSES	986	1,980	338	1,620	1,620	1,620
6004117 BUILDING AND GROUNDS EXPENSES	934	500	0	0	0	0
6004131 PHOTOGRAPHIC EXPENSES	48	100	0	0	0	0
6004137 ADVERTISING AND PROMOTION EXPE	999	2,500	848	1,500	1,500	1,500
6004138 OTHER OPERATIONAL EXPENSES	26,476	31,025	57,617	47,390	47,390	47,390
6004139 Trust Account Outflows	171,558	0	0	0	0	0
6004160 MILEAGE AND PARKING-LOCAL	2,043	1,200	2,208	3,000	3,000	3,000
6004161 TRAVEL HOTEL AND MEALS	2,983	3,500	4,270	11,700	11,700	11,700
6004162 EDUCATION AND TRAINING	1,950	7,125	650	7,625	7,625	7,625
6004164 NON-EMPLOYEE TRAVEL HOTEL & ME	12,597	20,000	2,558	15,000	15,000	15,000
6004196 COPYING MACHINE RENTALS	9,071	14,570	12,790	15,520	15,520	15,520
6004200 PROPERTY LOSS	0	652	652	0	0	0
6004536 WITNESS EXPENSES	3,410	30,000	8,835	25,000	25,000	25,000
6004537 INVESTIGATIONS EXPENSES	4,784	12,000	3,332	12,000	12,000	12,000
6004541 STENOGRAPHIC SERVICES	86,134	125,000	99,251	120,000	120,000	120,000
0000040 Contractual Expenditures Totals	391,188	321,323	248,017	341,890	341,890	341,890
0000041 Chargeback Expenses						
6004602 INSURANCE PREMIUM CHARGEBACK	4,269	4,646	3,485	5,203	5,203	5,203
6004606 TELEPHONE BILLING ACCOUNT	0	0	0	4,872	4,872	4,872
6004609 DATA PROCESSING CHARGEBACKS	0	0	0	58,491	58,491	58,491
6004615 GASOLINE CHARGEBACK	7,251	11,000	3,941	18,000	18,000	18,000
6004616 FLEET SERVICE CHARGEBACK	17,080	17,500	17,500	18,375	18,375	18,375
0000041 Chargeback Expenses Totals	28,600	33,146	24,926	104,941	104,941	104,941

BROOME COUNTY GOVERNMENT
 REVENUE AND APPROPRIATION SUMMARY
 BY DEPARTMENT AND DIVISION

FUND: 1010 General Operating
 DEPT: 06000000 District Attorney
 DIV: 00 District Attorney

Account	2021 Actuals	2022 Budget	2022 YTD Actuals As of 11/17/22	2023 Budget Requested	2023 Budget Recommended	2023 Budget Adopted
0000060 Principal on Indebtedness						
6006008 PRINCIPAL ON CAPITAL LEASE	3,628	0	0	0	0	0
0000060 Principal on Indebtedness Totals	3,628	0	0	0	0	0
0000070 Interest on Indebtedness						
6007005 INTEREST ON CAPITAL LEASE	654	0	0	0	0	0
0000070 Interest on Indebtedness Totals	654	0	0	0	0	0
0000080 Employee Benefits						
6008001 STATE RETIREMENT	265,774	345,208	202,756	383,853	419,885	419,885
6008002 SOCIAL SECURITY	162,463	194,139	128,834	205,475	217,093	217,093
6008004 WORKERS COMPENSATION	13,239	12,725	9,544	24,103	24,103	24,103
6008006 LIFE INSURANCE	250	555	139	555	555	555
6008007 HEALTH INSURANCE	286,203	390,830	219,766	353,571	353,571	353,571
6008009 RETIREE HEALTH INSURANCE	117,417	131,602	97,724	153,972	153,972	153,972
6008010 DISABILITY INSURANCE	176	176	145	176	176	176
6008011 UNEMPLOYMENT INSURANCE	0	0	13,104	0	0	0
6008013 HEALTH INS - RETIRE INCENTIVE	2,735	0	0	0	0	0
6008014 NYS ERS VDC EXPENSE	13,344	7,175	-7,217	7,538	7,538	7,538
0000080 Employee Benefits Totals	861,601	1,082,410	664,795	1,129,243	1,176,893	1,176,893
0000090 Transfers						
6009002 TRANSFER TO GRANT FUND	181,599	157,910	157,910	210,690	220,049	220,049
0000090 Transfers Totals	181,599	157,910	157,910	210,690	220,049	220,049
Exp Total for Div: 0600	3,724,140	4,179,245	2,860,867	4,516,019	4,724,883	4,724,883
Total for Div: 06000000	-2,551,204	-3,921,142	-2,630,696	-3,957,090	-4,183,112	-4,183,112

REPORT:BP033

BROOME COUNTY GOVERNMENT
REVENUE AND APPROPRIATION SUMMARY
BY DEPARTMENT AND DIVISION

FUND: 1010 General Operating
DEPT: 06000000 District Attorney
DIV: 03 DA - Traffic Diversion Program

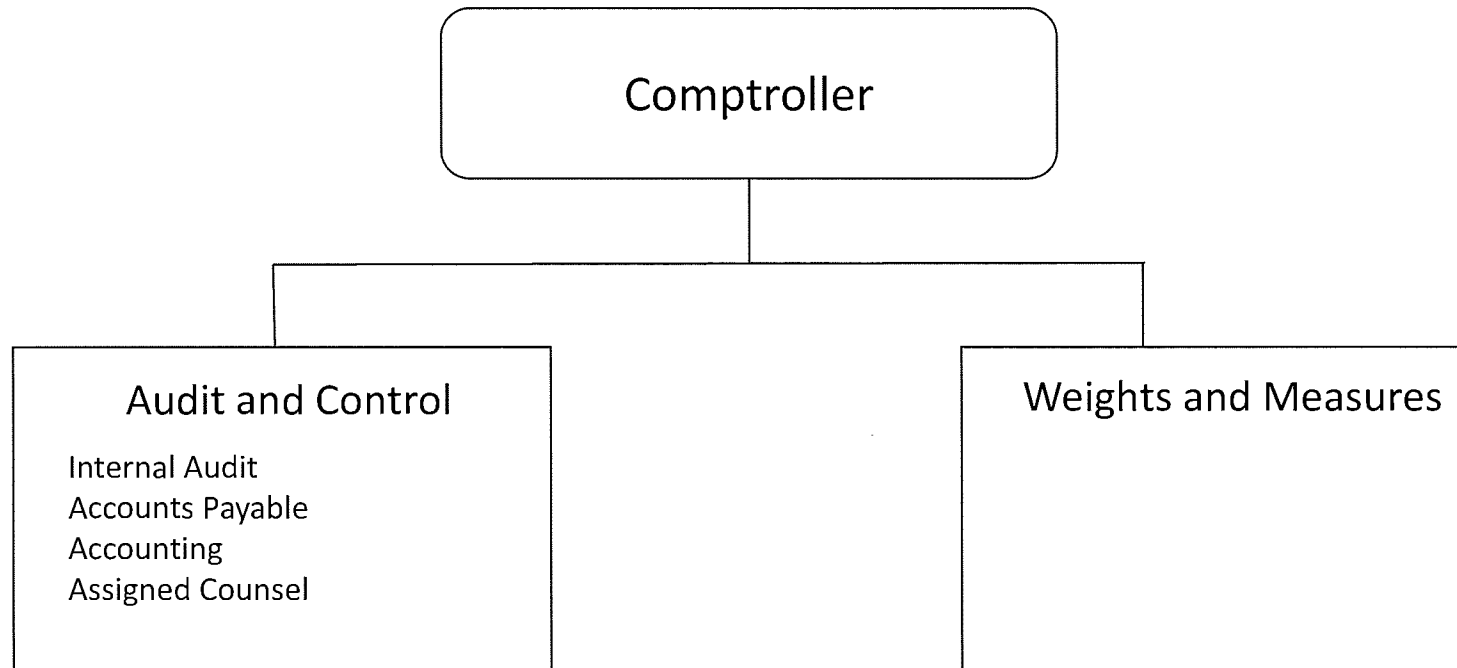
Account	2021 Actuals	2022 Budget	2022 YTD Actuals As of 11/17/22	2023 Budget Requested	2023 Budget Recommended	2023 Budget Adopted
0000002 Departmental Income						
5000245 FEE FOR TRAFFIC DIVERSION	1,483,584	1,500,000	1,410,797	1,200,000	1,217,158	1,217,158
0000002 Departmental Income Totals	1,483,584	1,500,000	1,410,797	1,200,000	1,217,158	1,217,158
0000007 Misc Interfund Revenues						
5000531 GIFTS AND DONATIONS	46,290	0	0	0	0	0
5000561 TRANSFER FROM RESERVE FUND	0	0	0	52,646	52,646	52,646
0000007 Misc Interfund Revenues Totals	46,290	0	0	52,646	52,646	52,646
Rev Total for Div: 0603	1,529,874	1,500,000	1,410,797	1,252,646	1,269,804	1,269,804
0000010 Personnel Service						
6001000 SALARIES FULL-TIME	253,743	361,152	190,253	307,619	321,061	321,061
6001001 SALARIES PART-TIME	21,594	27,802	24,839	30,000	30,000	30,000
0000010 Personnel Service Totals	275,337	388,954	215,092	337,619	351,061	351,061
0000040 Contractual Expenditures						
6004055 COMPUTER SOFTWARE AND SUPPLIES	27,995	0	0	0	0	0
6004106 GENERAL OFFICE EXPENSES	4,280	6,000	3,419	4,500	4,500	4,500
6004593 OTHER GOVERNMENTS PAYMENTS	735,761	810,000	643,545	800,000	800,000	800,000
6004595 TRANSFER TO RESERVE	0	110,736	0	0	0	0
0000040 Contractual Expenditures Totals	768,036	926,736	646,964	804,500	804,500	804,500
0000041 Chargeback Expenses						
6004610 PERSONNEL SERVICES CHARGEBACKS	61,209	57,063	28,532	0	0	0
0000041 Chargeback Expenses Totals	61,209	57,063	28,532	0	0	0
0000080 Employee Benefits						
6008001 STATE RETIREMENT	17,332	31,958	12,614	28,986	31,674	31,674

BROOME COUNTY GOVERNMENT
 REVENUE AND APPROPRIATION SUMMARY
 BY DEPARTMENT AND DIVISION

FUND: 1010 General Operating
 DEPT: 06000000 District Attorney
 DIV: 03 DA - Traffic Diversion Program

Account	2021 Actuals	2022 Budget	2022 YTD Actuals As of 11/17/22	2023 Budget Requested	2023 Budget Recommended	2023 Budget Adopted
6008002 SOCIAL SECURITY	20,386	29,756	16,101	25,827	26,855	26,855
6008006 LIFE INSURANCE	38	105	18	90	90	90
6008007 HEALTH INSURANCE	30,432	65,340	17,344	55,536	55,536	55,536
6008010 DISABILITY INSURANCE	38	88	35	88	88	88
0000080 Employee Benefits Totals	68,226	127,247	46,112	110,527	114,243	114,243
Exp Total for Div: 0603	1,172,808	1,500,000	936,700	1,252,646	1,269,804	1,269,804
Total for Div: 06000000	357,066	0	474,097	0	0	0
Total for Dept: 06000000	-2,194,138	-3,921,142	-2,156,599	-3,957,090	-4,183,112	-4,183,112

Audit and Control



Audit and Control Audit

Mission Statement

Provide professional internal auditing services to the County of Broome in accordance with applicable professional standards. Assist the organization in identifying and controlling business risks. To help insure county resources are used in an ethical, effective and efficient manner and that assets are adequately safeguarded. Insure that all county bank accounts are reconciled in a proper and timely manner. Provide the final review and approval of all disbursements of County funds, in a fair, efficient and expeditious manner. To administer and provide oversight relative to the disbursement of funds for the provision of indigent defense services in Broome County (except in cases where such services are provided directly by the Broome County Public Defender's Office).

Description

The Audit and Control Division of the Department of Audit and Control performs audits of various programs, departments, agencies, reconciles all county bank accounts, pays all county bills, and administers the county assigned counsel program.

2023 Objectives

- Administer control self assessment process with county departments and contract agencies.
- Provide instructional materials for departments in accounts payable and internal controls.
- Maintain compliance with continuing education and training standards promulgated by the Comptroller General of the United States.
- Pay all instruments received within one cycle of receipt.
- Reconcile all bank accounts within 30 days of receipt of the bank statement.
- Use internal audit resources to assist the county in identifying and mitigating business risk.

Audit and Control 01010001
Audit

<u>Title of Position</u>	<u>Grade/Unit</u>	2021 <u>Actuals</u>	As of July 5,2022 Current <u>Authorized</u>	2023 <u>Requested</u>	2023 <u>Recommended</u>	2023 <u>Adopted</u>
<u>Full-Time Positions</u>						
Comptroller	N Admin	0	0	1	1	1
Comptroller	J Admin	1	1	0	0	0
Deputy Comptroller	J Admin	0	1	0	0	0
Secretary to the Comptroller	18 Admin	0	0	0	0	1
Secretary to the Comptroller	14 Admin	1	1	1	1	0
Internal Auditor/Trainee	25/23 CSEA	0	0	0	0	5
Internal Auditor/Trainee	21/19 CSEA	4	4	4	4	0
Accountant (County)	16 CSEA	1	1	1	1	0
Total Full-Time Positions		7	8	7	7	7
<u>Part-Time Positions</u>						
Secretary	14 Admin	1	0	0	0	0
Total Part-Time Positions		1	0	0	0	0
Total Positions		8	8	7	7	7

BROOME COUNTY GOVERNMENT
 REVENUE AND APPROPRIATION SUMMARY
 BY DEPARTMENT AND DIVISION

FUND: 1010 General Operating
 DEPT: 01000000 Audit and Control
 DIV: 01 Audit & Control

Account	2021 Actuals	2022 Budget	2022 YTD Actuals As of 11/17/22	2023 Budget Requested	2023 Budget Recommended	2023 Budget Adopted
01000000 Audit and Control						
0000007 Misc Interfund Revenues						
5000545 CREDIT CARD REBATES	30	0	18	0	0	0
0000007 Misc Interfund Revenues Totals	30	0	18	0	0	0
Rev Total for Div: 0101	30	0	18	0	0	0
0000010 Personnel Service						
6001000 SALARIES FULL-TIME	476,785	586,224	427,550	543,955	551,502	637,628
6001001 SALARIES PART-TIME	11,465	0	0	0	0	0
0000010 Personnel Service Totals	488,250	586,224	427,550	543,955	551,502	637,628
0000040 Contractual Expenditures						
6004012 OFFICE SUPPLIES	728	1,200	214	1,200	1,200	1,200
6004048 MISC OPERATIONAL SUPPLIES	1,185	0	0	0	0	0
6004073 SUBSCRIPTIONS	600	0	695	0	0	0
6004105 DUES AND MEMBERSHIPS	1,660	790	1,819	790	790	790
6004160 MILEAGE AND PARKING-LOCAL	345	500	709	500	500	500
6004161 TRAVEL HOTEL AND MEALS	0	0	1,494	0	0	0
6004162 EDUCATION AND TRAINING	999	0	785	0	0	0
6004501 AUDIT FEES	150,692	169,373	153,705	188,000	188,000	154,000
6004539 COURT ASSIGNED ATTORNEY-PUBLIC	590,008	1,167,551	963,575	1,167,551	1,167,551	1,095,039
6004540 COURT ASSIGNED ATTORNEY-FAMILY	1,453,352	1,298,893	576,239	1,298,893	1,298,893	1,298,893
0000040 Contractual Expenditures Totals	2,199,569	2,638,307	1,699,235	2,656,934	2,656,934	2,550,422
0000041 Chargeback Expenses						
6004602 INSURANCE PREMIUM CHARGEBACK	226	283	213	369	369	369
0000041 Chargeback Expenses Totals	226	283	213	369	369	369
0000080 Employee Benefits						
6008001 STATE RETIREMENT	73,166	93,918	64,450	96,315	97,824	111,621
6008002 SOCIAL SECURITY	34,889	44,847	30,723	41,612	42,189	48,778

REPORT:BP033

BROOME COUNTY GOVERNMENT
REVENUE AND APPROPRIATION SUMMARY
BY DEPARTMENT AND DIVISION

FUND: 1010 General Operating
DEPT: 01000000 Audit and Control
DIV: 01 Audit & Control

Account	2021 Actuals	2022 Budget	2022 YTD Actuals As of 11/17/22	2023 Budget Requested	2023 Budget Recommended	2023 Budget Adopted
6008004 WORKERS COMPENSATION	2,500	2,449	1,837	3,978	3,978	3,978
6008006 LIFE INSURANCE	57	116	32	105	105	105
6008007 HEALTH INSURANCE	70,877	86,195	69,124	84,972	84,972	84,972
6008009 RETIREE HEALTH INSURANCE	59,232	70,838	21,857	52,912	52,912	52,912
6008010 DISABILITY INSURANCE	421	439	357	439	439	439
0000080 Employee Benefits Totals	241,142	298,802	188,380	280,333	282,419	302,805
Exp Total for Div: 0101	2,929,187	3,523,616	2,315,378	3,481,591	3,491,224	3,491,224
Total for Div: 01000000	-2,929,157	-3,523,616	-2,315,360	-3,481,591	-3,491,224	-3,491,224

Audit and Control

Weights and Measures

Mission Statement

To assure a fair and equitable marketplace for both the buyer and the seller by conducting annual inspections and testing of commercially used weighing and measuring devices. To enforce New York State Agriculture and Markets Law Article 16, the New York State Code of Rules and Regulations 1NYCRR – Parts 220 through 224, and apply the procedures set forth by the National Institute of Standards and Technology.

Description

The Division of Weights and Measures inspects and tests the accuracy and proper operation of commercially used weighing and measuring devices, the accuracy of labeled-by-weight packed in store commodities, and the quality of gasoline and diesel fuel, in accordance with the requirements promulgated by the New York State Department of Agriculture and Markets – Bureau of Weights and Measures.

2023 Objectives

- Participate in the State’s fuel quality monitoring program.
- Investigate and resolve all complaints in a timely manner.
- Perform annual safety training review.
- Insure that all inspections required by law are done on a timely basis.

Audit and Control 01020001
Weights and Measures

<u>Title of Position</u>	<u>Grade/Unit</u>	2021 <u>Actuals</u>	As of July 5,2022 Current <u>Authorized</u>	2023 <u>Requested</u>	2023 <u>Recommended</u>	2023 <u>Adopted</u>
<u>Full-Time Positions</u>						
Director of Weights and Measures	23 Admin	1	1	1	1	1
Weights and Measures Inspector	16 CSEA	1	1	1	1	1
Total Full-Time Positions		2	2	2	2	2
<u>Part-Time Positions</u>						
None						
Total Part-Time Positions		0	0	0	0	0
Total Positions		2	2	2	2	2

BROOME COUNTY GOVERNMENT
 REVENUE AND APPROPRIATION SUMMARY
 BY DEPARTMENT AND DIVISION

FUND: 1010 General Operating
 DEPT: 01000000 Audit and Control
 DIV: 02 Weights & Measures

Account	2021 Actuals	2022 Budget	2022 YTD Actuals As of 11/17/22	2023 Budget Requested	2023 Budget Recommended	2023 Budget Adopted
0000002 Departmental Income						
5000118 FEES FOR SERVICES	48,152	55,000	40,016	55,000	55,000	55,000
0000002 Departmental Income Totals	48,152	55,000	40,016	55,000	55,000	55,000
0000008 State Aid						
5000808 OTHER STATE AID	0	4,500	4,914	4,500	4,500	4,500
0000008 State Aid Totals	0	4,500	4,914	4,500	4,500	4,500
Rev Total for Div: 0102	48,152	59,500	44,930	59,500	59,500	59,500
0000010 Personnel Service						
6001000 SALARIES FULL-TIME	119,956	122,350	101,858	124,993	128,597	128,597
0000010 Personnel Service Totals	119,956	122,350	101,858	124,993	128,597	128,597
0000040 Contractual Expenditures						
6004048 MISC OPERATIONAL SUPPLIES	500	900	907	900	900	900
6004052 UNIFORMS	0	350	45	350	350	350
6004054 SAFETY SUPPLIES	0	0	72	0	0	0
6004105 DUES AND MEMBERSHIPS	200	265	200	265	265	265
6004138 OTHER OPERATIONAL EXPENSES	-4,290	4,500	0	4,500	4,500	4,500
6004161 TRAVEL HOTEL AND MEALS	0	0	1,190	0	0	0
6004162 EDUCATION AND TRAINING	0	0	220	0	0	0
6004203 INSURANCE CLAIMS	0	0	2,883	0	0	0
0000040 Contractual Expenditures Totals	-3,590	6,015	5,517	6,015	6,015	6,015
0000041 Chargeback Expenses						
6004602 INSURANCE PREMIUM CHARGEBACK	92	124	124	162	162	162
6004606 TELEPHONE BILLING ACCOUNT	0	0	0	750	750	750
6004609 DATA PROCESSING CHARGEBACKS	0	0	0	136	136	136
6004615 GASOLINE CHARGEBACK	933	1,925	517	3,150	3,150	3,150
6004616 FLEET SERVICE CHARGEBACK	4,880	5,000	5,000	5,250	5,250	5,250

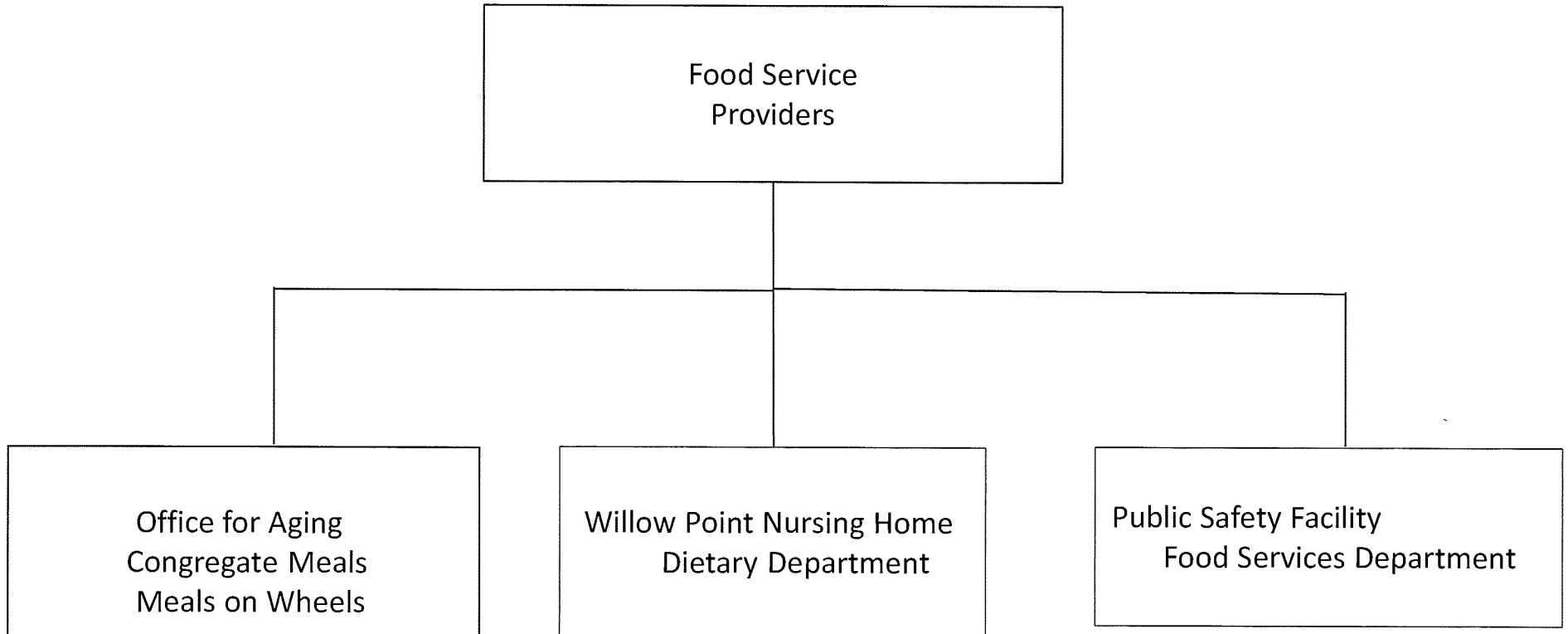
REPORT:BP033

BROOME COUNTY GOVERNMENT
REVENUE AND APPROPRIATION SUMMARY
BY DEPARTMENT AND DIVISION

FUND: 1010 General Operating
DEPT: 01000000 Audit and Control
DIV: 02 Weights & Measures

Account	2021 Actuals	2022 Budget	2022 YTD Actuals As of 11/17/22	2023 Budget Requested	2023 Budget Recommended	2023 Budget Adopted
0000041 Chargeback Expenses Totals	5,905	7,049	5,641	9,448	9,448	9,448
0000080 Employee Benefits						
6008001 STATE RETIREMENT	21,629	24,323	18,677	26,386	27,107	27,107
6008002 SOCIAL SECURITY	8,375	9,360	7,079	9,562	9,838	9,838
6008006 LIFE INSURANCE	16	30	9	30	30	30
6008007 HEALTH INSURANCE	38,311	40,018	34,182	42,019	42,019	42,019
6008009 RETIREE HEALTH INSURANCE	45,170	47,429	25,308	37,398	37,398	37,398
6008010 DISABILITY INSURANCE	88	88	73	88	88	88
0000080 Employee Benefits Totals	113,589	121,248	85,328	115,483	116,480	116,480
Exp Total for Div: 0102	235,860	256,662	198,344	255,939	260,540	260,540
Total for Div: 01000000	-187,708	-197,162	-153,414	-196,439	-201,040	-201,040
Total for Dept: 01000000	-3,116,865	-3,720,778	-2,468,774	-3,678,030	-3,692,264	-3,692,264

Central Food and Nutrition Services



Central Food and Nutrition Services

Mission Statement

Central Food and Nutrition Services accounts for contracts with private vendors to provide food services for Office for Aging, Willow Point Nursing Home, and the Broome County Public Safety Facility. Other continuing expenses are included.

2023 Objectives

- High level of user acceptance and satisfaction for the Office for Aging, Willow Point Nursing Home, and the Broome County Public Safety Facility.
- The Office for Aging will develop meals to reduce the amount of sodium in food provided and provide healthier food options in keeping with the changing needs and guidelines of the aging population.
- Willow Point Nursing Home administration and staff will meet the changing needs of the residents for meals, snacks, special functions and hydration status, and monitor the cost of these programs.
- The Sheriff Department Corrections administration and medical staff will meet the nutritional needs of the inmates within established guidelines.

2023 Budget Highlights

- Food services will be provided in conjunction with the vendors to maximize nutritional value within acceptable cost limits.

BROOME COUNTY GOVERNMENT
 REVENUE AND APPROPRIATION SUMMARY BY DEPARTMENT

FUND: 2060 Central Kitchen Operating
 DEPT: 02000000 Central Foods

Account	2021 Actuals	2022 Budget	2022 YTD Actuals As of 11/17/22	2023 Budget Requested	2023 Budget Recommended	2023 Budget Adopted
0000002 Departmental Income						
5000328 CHARGES FOR FOOD SERVICE	4,551,259	5,355,100	3,448,346	5,066,772	5,066,772	5,066,772
0000002 Departmental Income Total	4,551,259	5,355,100	3,448,346	5,066,772	5,066,772	5,066,772
0000003 Use of Money						
5000451 INTEREST AND EARNINGS	266	250	762	250	250	250
0000003 Use of Money Total	266	250	762	250	250	250
0000007 Misc Interfund Revenues						
5000551 CHANGE IN OPEB LIABILITY	1,193,591	0	0	0	0	0
0000007 Misc Interfund Revenues Total	1,193,591	0	0	0	0	0
0000009 Federal Aid						
5000952 ARRA DEBT REIMBURSEMENT	3,224	2,977	2,269	2,589	2,589	2,589
0000009 Federal Aid Total	3,224	2,977	2,269	2,589	2,589	2,589
Rev Totals for Dept: 02000000	5,748,340	5,358,327	3,451,377	5,069,611	5,069,611	5,069,611
0000040 Contractual Expenditures						
6004255 CONTRACTED SERVICES	4,300,308	5,103,574	3,354,678	4,804,461	4,804,461	4,804,461
6004504 OTHER FINANCIAL SERVICES	189	157	119	200	200	200
0000040 Contractual Expenditures Totals	4,300,497	5,103,731	3,354,797	4,804,661	4,804,661	4,804,661
0000041 Chargeback Expenses						
6004601 INDIRECT COSTS	0	10,891	0	8,755	8,755	8,755
6004602 INSURANCE PREMIUM CHARGEBACK	1,721	0	0	0	0	0
6004610 PERSONNEL SERVICES CHARGEBACKS	12,896	0	0	0	0	0
0000041 Chargeback Expenses Totals	14,617	10,891	0	8,755	8,755	8,755

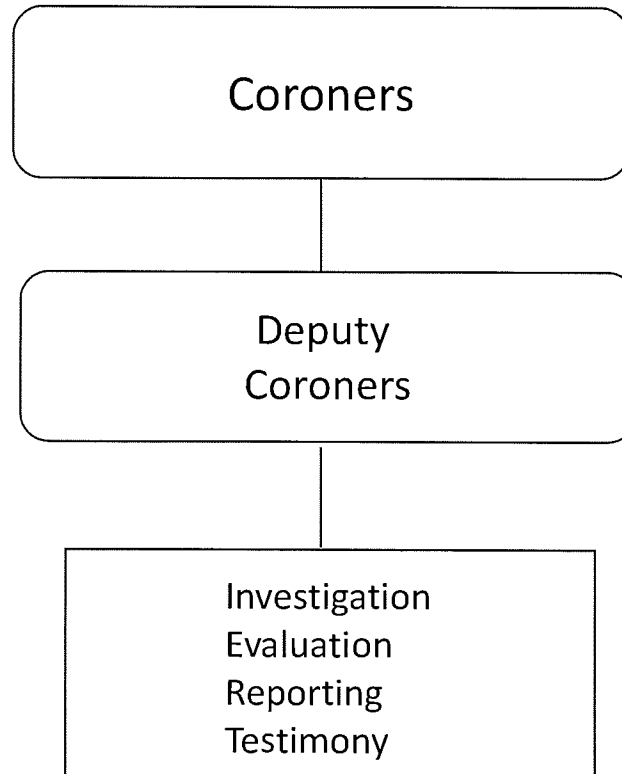
REPORT:BP032

BROOME COUNTY GOVERNMENT
REVENUE AND APPROPRIATION SUMMARY BY DEPARTMENT

FUND: 2060 Central Kitchen Operating
DEPT: 02000000 Central Foods

Account	2021 Actuals	2022 Budget	2022 YTD Actuals As of 11/17/22	2023 Budget Requested	2023 Budget Recommended	2023 Budget Adopted
0000060 Principal on Indebtedness						
6006000 PRINCIPAL ON SERIAL BONDS	0	37,969	37,969	39,471	39,471	39,471
0000060 Principal on Indebtedness Totals	0	37,969	37,969	39,471	39,471	39,471
0000070 Interest on Indebtedness						
6007000 INTEREST ON SERIAL BONDS	10,118	8,466	6,436	6,162	6,162	6,162
0000070 Interest on Indebtedness Totals	10,118	8,466	6,436	6,162	6,162	6,162
0000080 Employee Benefits						
6008004 WORKERS COMPENSATION	14,797	13,874	10,406	12,745	12,745	12,745
6008005 WORKERS COMP LT LIABILITY	-10,634	0	0	0	0	0
6008009 RETIREE HEALTH INSURANCE	174,662	183,396	123,930	197,817	197,817	197,817
0000080 Employee Benefits Totals	178,825	197,270	134,336	210,562	210,562	210,562
Exp Totals for Dept: 02000000	4,504,057	5,358,327	3,533,538	5,069,611	5,069,611	5,069,611
Total for Dept: 02000000	1,244,283	0	-82,161	0	0	0

Coroners



Coroners

Mission Statement

Investigate unattended deaths, suspected homicide, suicide, medical misadventure or disease of public health significance.

Description

This department is responsible for the investigation, recovery and transportation of the bodies of deceased in Broome County to the morgue. This includes all deaths caused by violence or unlawful acts, unusual or unexplained death, death in a public institution other than a hospital or nursing home, and death unattended by a doctor. Pathologists are contracted to perform the autopsies. Coroners are duly licensed physicians and provide court testimony concerning the results of their investigations. The Deputy Coroners are duly licensed Nurse Practitioners, who assist the coroners in the performance of their duties.

Routine administration is done by the Law Department.

2023 Objectives

- Maintain current levels of service.

2023 Budget Highlights

- Maintain.

Coroner 03000001

<u>Title of Position</u>	<u>Grade/Unit</u>	2021 <u>Actuals</u>	As of July 5, 2022 Current <u>Authorized</u>	2023 <u>Requested</u>	2023 <u>Recommended</u>	2023 <u>Adopted</u>
<u>Full-Time Positions</u>						
None		0	0	0	0	0
Total Full-Time Positions		0	0	0	0	0
<u>Part-Time Positions</u>						
Coroner	NA	2	2	2	2	2
Deputy Coroner	NA	2	2	2	2	2
Total Part-Time Positions		4	4	4	4	4
Total Positions		4	4	4	4	4

REPORT:BP032

BROOME COUNTY GOVERNMENT
REVENUE AND APPROPRIATION SUMMARY BY DEPARTMENT

FUND: 1010 General Operating
DEPT: 03000000 Coroners

Account	2021 Actuals	2022 Budget	2022 YTD Actuals As of 11/17/22	2023 Budget Requested	2023 Budget Recommended	2023 Budget Adopted
0000008 State Aid						
5000808 OTHER STATE AID	9,329	0	0	0	0	0
0000008 State Aid Total	9,329	0	0	0	0	0
Rev Totals for Dept: 03000000	9,329	0	0	0	0	0
0000010 Personnel Service						
6001001 SALARIES PART-TIME	148,004	148,000	122,384	148,000	148,000	148,000
0000010 Personnel Service Totals	148,004	148,000	122,384	148,000	148,000	148,000
0000040 Contractual Expenditures						
6004105 DUES AND MEMBERSHIPS	110	200	0	200	200	200
6004143 TRANSPORTATION SERVICES	139,411	120,000	137,850	170,000	170,000	170,000
6004161 TRAVEL HOTEL AND MEALS	130	500	275	500	500	500
6004162 EDUCATION AND TRAINING	775	500	1,200	600	600	600
6004406 MEDICAL AND HOSPITAL SERVICES	471,049	350,000	379,026	400,000	400,000	400,000
0000040 Contractual Expenditures Totals	611,475	471,200	518,351	571,300	571,300	571,300
0000080 Employee Benefits						
6008001 STATE RETIREMENT	21,168	23,531	17,791	25,607	25,607	25,607
6008002 SOCIAL SECURITY	11,322	11,322	9,362	11,322	11,322	11,322
6008004 WORKERS COMPENSATION	604	576	432	1,206	1,206	1,206
0000080 Employee Benefits Totals	33,094	35,429	27,585	38,135	38,135	38,135
Exp Totals for Dept: 03000000	792,573	654,629	668,320	757,435	757,435	757,435
Total for Dept: 03000000	-783,244	-654,629	-668,320	-757,435	-757,435	-757,435

Elections

Election Commissioners
(2)

Deputy Commissioners
(2)

Voter Database Management
Registration
File Maintenance
Street Maintenance
NYSVOTER Maintenance
Annual Redistricting
Decennial
Reapportionment

Elections
Primary
Early Voting
General
Early Voting
Ballot Programming
Inspector Maintenance and
Training
Poll Site File Maintenance
Security
Voting Machine Testing and
Programming
Certification

Ballot Access
Petitions
Caucus
Propositions
Political Calendar

Budget and Finance
Communications
Election Reforms

ELECTIONS

Mission Statement

To ensure that all eligible County citizens are offered an opportunity to register and vote. Maintain complete and accurate voter information for all registered voters in Broome County. Ensure that the integrity of the balloting process is maintained throughout Broome County. Enforce all provisions of the New York State Election Law. Institute all Federal and State HAVA guidelines. Expand efforts in reaching the public through our website, BroomeVotes.com, and through social media outlets.

Description

The Board of Elections is responsible for the honest and efficient operation of all national, state, and local elections in Broome County. The Board is established pursuant to Section §3-200 of the New York State Election Law.

2023 Objectives

Following the 2020 Census, State and local governments have redistricted their representative districts. The Board of Elections has also redistricted our Election Districts to match the new districts that will take effect January 1, 2023. We will continue educating County voters on their newly formed districts, representation, and opportunities to vote in safe and secure elections. We will continue training our staff to remain current with the many New York State mandated Election Law reforms that have been and continue to be signed into law. We will also work with the community to broaden voter outreach with the BroomeVotes.com website, Facebook and Twitter accounts as well as with our Inspector Coordinators to enlist and retain Inspectors. Continued training on the Electronic Pollbooks for Inspectors will also take place. Our new on-demand ballot printers, continue to ensure easy and secure access to voting for County residents and safeguard voter

integrity. We will continue expanding and deploying on-demand printers to more sites, as practicable. Depending on state certification schedules, we will also be researching new and current voting equipment suppliers to update our fleet of voting machines, originally purchased in 2008. Due to redistricting lawsuits, the federal, state and local Primary Elections have been separated this year. Board of Elections professionals will continue ensuring the precision and security of each election we oversee while safeguarding the franchise of voting for Broome County residents.

2023 Budget Highlights

There will be two elections in 2023, the Primary in June and the General Election in November. The polls will continue to be open for the Primary Elections beginning at 6:00 AM and close at 9:00 PM. Automatic Voter Registration will take effect January 1, 2023. This new state mandate that automatically triggers a voter registration transaction for any citizen that interacts with a state agency in any way will increase our registration and voter record maintenance workload in unprecedented ways. While this new measure will expand access to voting and to make voting easier, it will also increase the volume of forms coming to our office and thus increase the daily workload of the staff. There will be several local elections next year, including Broome County District Attorney, City of Binghamton Council and many other local town and village races. Including the early voting period, there will be at least twenty total days the polls will be open in Broome County. Early Voting regulations and hours have been expanding, requiring additional sites and staffing. The City of Binghamton will also be conducting its redistricting process, requiring further changes to election districts be made.

Elections 07000001

<u>Title of Position</u>	<u>Grade/Unit</u>	<u>2021 Actuals</u>	<u>As of 7/5/2022 Current Authorized</u>	<u>2023 Requested</u>	<u>2023 Recommended</u>	<u>2023 Adopted</u>
<u>Full-Time Positions</u>						
Deputy Commissioner of Elections	E Admin	0	2	2	2	2
Deputy Commissioner of Elections	D Admin	2	0	0	0	0
Election Technology Coordinator	23 Admin	0	0	2	2	2
Election Technology Coordinator	22 Admin	2	2	0	0	0
Election Operations Assistant	17 CSEA	0	0	2	2	2
Election Operations Assistant	15 CSEA	0	2	0	0	0
Election Operations Assistant	14 CSEA	2	0	0	0	0
Voter Service Specialist	16 CSEA	0	0	2	2	2
Voter Service Specialist	14 CSEA	0	2	0	0	0
Voter Service Specialist	12 CSEA	2	0	0	0	0
Voter Records Assistant	16 CSEA	0	0	2	2	2
Voter Records Assistant	14 CSEA	0	2	0	0	0
Total Full-Time Positions		8	10	10	10	10
<u>Part-Time Positions</u>						
Commissioner of Elections	NA	2	2	2	2	2
Voter Service Specialist	12 CSEA	2	0	0	0	0
Total Part-Time Positions		4	2	2	2	2
Total Positions		12	12	12	12	12

REPORT:BP032

BROOME COUNTY GOVERNMENT
REVENUE AND APPROPRIATION SUMMARY BY DEPARTMENT

FUND: 1010 General Operating
DEPT: 07000000 Elections

Account	2021 Actuals	2022 Budget	2022 YTD Actuals As of 11/17/22	2023 Budget Requested	2023 Budget Recommended	2023 Budget Adopted
0000002 Departmental Income						
5000179 CHARGES FOR SERVICES	535,074	535,000	535,074	535,000	535,000	535,000
0000002 Departmental Income Total	535,074	535,000	535,074	535,000	535,000	535,000
0000007 Misc Interfund Revenues						
5000530 REFUNDS OF PRIOR YEARS EXPENDI	150,327	0	1,023	0	0	0
5000534 TRANSFER FROM INSURANCE RESERV	1,000	0	0	0	0	0
5000545 CREDIT CARD REBATES	56	0	48	0	0	0
0000007 Misc Interfund Revenues Total	151,383	0	1,071	0	0	0
Rev Totals for Dept: 07000000	686,457	535,000	536,145	535,000	535,000	535,000
0000010 Personnel Service						
6001000 SALARIES FULL-TIME	404,296	521,708	357,905	569,126	583,569	583,569
6001001 SALARIES PART-TIME	40,001	40,000	33,077	40,000	40,000	40,000
6001002 SALARIES TEMPORARY	124,456	140,000	169,854	140,000	140,000	140,000
6001003 SALARIES OVERTIME	21,294	10,000	35,785	20,000	20,000	20,000
0000010 Personnel Service Totals	590,047	711,708	596,621	769,126	783,569	783,569
0000040 Contractual Expenditures						
6004010 BOOKS AND SUBSCRIPTIONS	0	500	0	500	500	500
6004011 DUPLICATING AND PRINTING RM SU	103,285	120,000	120,840	200,000	200,000	200,000
6004012 OFFICE SUPPLIES	2,282	5,500	1,841	8,000	8,000	8,000
6004023 BLDG AND GROUNDS SUPPLIES	0	500	0	500	500	500
6004100 POSTAGE AND FREIGHT	36,386	35,000	42,751	85,000	85,000	85,000
6004105 DUES AND MEMBERSHIPS	260	300	0	300	300	300
6004106 GENERAL OFFICE EXPENSES	10,953	1,000	0	0	0	0
6004117 BUILDING AND GROUNDS EXPENSES	0	0	0	1,000	1,000	1,000
6004137 ADVERTISING AND PROMOTION EXPE	1,836	5,000	3,223	5,000	5,000	5,000
6004138 OTHER OPERATIONAL EXPENSES	241,333	350,000	152,782	360,000	360,000	360,000
6004160 MILEAGE AND PARKING-LOCAL	5,767	8,000	6,425	8,000	8,000	8,000
6004161 TRAVEL HOTEL AND MEALS	1,430	5,000	3,037	10,000	10,000	10,000
6004162 EDUCATION AND TRAINING	4,180	7,500	0	7,500	7,500	7,500

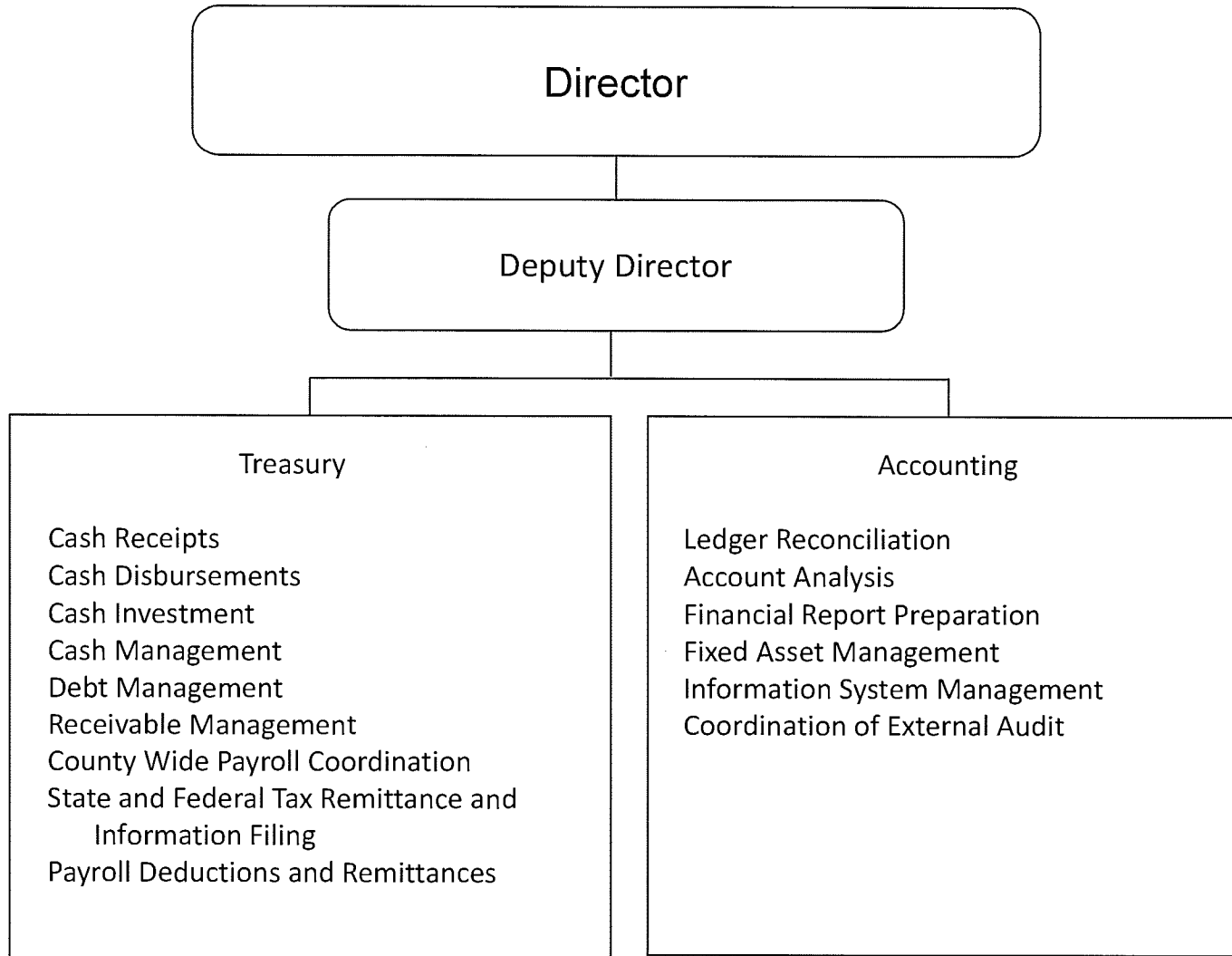
REPORT:BP032

BROOME COUNTY GOVERNMENT
REVENUE AND APPROPRIATION SUMMARY BY DEPARTMENT

FUND: 1010 General Operating
DEPT: 07000000 Elections

Account	2021 Actuals	2022 Budget	2022 YTD Actuals As of 11/17/22	2023 Budget Requested	2023 Budget Recommended	2023 Budget Adopted
6004196 COPYING MACHINE RENTALS	1,833	3,000	1,733	3,000	3,000	3,000
6004203 INSURANCE CLAIMS	1,000	0	0	0	0	0
0000040 Contractual Expenditures Totals	410,545	541,300	332,632	688,800	688,800	688,800
0000041 Chargeback Expenses						
6004602 INSURANCE PREMIUM CHARGEBACK	453	727	546	1,270	1,270	1,270
6004606 TELEPHONE BILLING ACCOUNT	0	0	0	40,200	40,200	40,200
6004609 DATA PROCESSING CHARGEBACKS	65,595	68,873	34,437	195,623	195,623	195,623
6004614 OTHER CHARGEBACK EXPENSES	15,200	18,385	7,653	18,403	18,403	18,403
6004615 GASOLINE CHARGEBACK	111	275	62	2,250	2,250	2,250
6004616 FLEET SERVICE CHARGEBACK	2,440	2,500	2,500	5,250	5,250	5,250
0000041 Chargeback Expenses Totals	83,799	90,760	45,198	262,996	262,996	262,996
0000080 Employee Benefits						
6008001 STATE RETIREMENT	61,529	74,183	61,072	91,129	94,018	94,018
6008002 SOCIAL SECURITY	43,172	42,971	43,708	46,529	47,636	47,636
6008004 WORKERS COMPENSATION	76,655	65,398	49,049	5,001	5,001	5,001
6008006 LIFE INSURANCE	81	180	42	180	180	180
6008007 HEALTH INSURANCE	75,801	109,105	75,082	126,124	126,124	126,124
6008009 RETIREE HEALTH INSURANCE	42,646	44,418	26,136	38,858	38,858	38,858
6008010 DISABILITY INSURANCE	266	528	223	528	528	528
6008011 UNEMPLOYMENT INSURANCE	0	3,000	0	3,000	3,000	3,000
0000080 Employee Benefits Totals	300,150	339,783	255,312	311,349	315,345	315,345
Exp Totals for Dept: 07000000	1,384,541	1,683,551	1,229,763	2,032,271	2,050,710	2,050,710
Total for Dept: 07000000	-698,084	-1,148,551	-693,618	-1,497,271	-1,515,710	-1,515,710

Office of Management and Budget



Office of Management and Budget

Mission Statement

The Office of Management and Budget (OMB) was established by Local Law 9 of 2010 which amended Article V of the Broome County Charter. The Finance Department and Office of Budget and Research were combined to form this office in 2011. The Director of the Office of Management and Budget is the Chief Fiscal Officer of the County. Accurate accounting and reporting of County financial operations conforming with governmental Generally Accepted Accounting Principles (GAAP) is a primary departmental function. The Director, as County Treasurer, receives county funds and invests cash to maximize return. The department coordinates and prepares the county's operating, capital, and grant budgets, coordinates the biweekly employee payroll process, and prepares necessary state and federal tax and employment information filings. Tax receivable management is a major responsibility.

Description

The Deputy Director serves under the Director and oversees accounting, treasury and payroll operations and works with budgetary and legislative issues. This position assists the Director with the preparation and control of the county operating, capital, and grant budgets.

Town and County real property tax warrants and bills are prepared annually. Information used in their preparation is gathered from various sources. Legislative resolutions are drafted and submitted for approval to the Broome County Legislature.

Certain agreements between local businesses and the Broome County Industrial Development Agency (The Agency) establish payments in

lieu of taxes (PILOT) to be paid by the businesses. The county also bills for and collects city payments in lieu of taxes. The Office of Management and Budget computes the charges based on agreements and prepares billings.

Town tax collector warrants expire in April and school and village collector warrants expire in November. Upon expiration of the warrants, the county becomes the receiver of taxes. Unpaid school and village taxes are returned to the county. These amounts are remitted to the school districts and villages the April following their return.

The department receives and records state and federal reimbursement for grant-in-aid and capital programs, departmental income transmittals, sales tax transmittals, mortgage tax transmittals, and proceeds from the issuance of debt.

Sales tax is received from New York State twice monthly (three times in June and December) and distributed to local municipalities quarterly. Mortgage tax is received from the County Clerk monthly and distributed to local municipalities semi-annually. Mortgage tax reports are completed and filed with New York State.

The department maintains county bank accounts using a pooled cash approach to cash management for amounts not legally required to be segregated. Cash is invested to maximize earnings using alternatives prescribed or regulated by state law.

The department maintains the county accounting ledger and prepares the county financial reports. The Comprehensive Annual Financial Report (CAFR) and the State Comptroller's Annual Update Document (AUD) are prepared in accordance with Generally Accepted Accounting Principles. The department works extensively with external auditors and prepares reports as necessary.

Tax forms are mailed quarterly to establishment authorized to levy the county's occupancy tax pursuant to Local Tax Law. Receipts are made and delinquencies pursued with the assistance of the County Attorney's Office.

Sales tax forms for taxes collected by the county are prepared monthly and uploaded to the New York State Department of Taxation and Finance website.

The department coordinates the county payroll function. This includes various reconciliations and software maintenance. Quarterly and annual payroll reports, including W-2s, are prepared and filed with New York State, the Internal Revenue Service and the Social Security Administration.

The department is responsible for the management of county fixed assets, except for Willow Point Nursing Home.

Debt is issued by the department based on cash needs for the county capital program. An Official Statement is prepared and distributed to capital markets to obtain the best interest rate. Arbitrage computations are completed and mandatory filings to the federal government made.

The Community College budget is also submitted for adoption to the Legislature. Spending guidelines for departments are adhered to, and capital projects are monitored to ensure timely completion.

The Director is also the Secretary/Treasurer of the Broome Tobacco Asset Corporation, maintaining the financial records and prepares the Corporation's financial reports.

General County revenue accounts are presented in the department budget.

Public administrator fees and tax search certificate fees directly underwrite the department's activities.

2023 Objectives

- Prepare the County Comprehensive Annual Financial Report, federally required Single Audit report, state required Department of Transportation Single Audit Report, and Landfill Financial Assurance Plan.
- Prepare the annual State Comptroller financial report.
- Maintain the financial records and reports of the Broome Tobacco Asset Securitization Corporation.
- Training and cross-training of financial personnel both internal and external to the department.
- Review and documentation of processes.
- Issuance of debt as necessary, emphasis on capital project management.
- Maximize earnings on county funds.
- Maintain the County financial system to meet financial information and reporting needs.
- Improve efficiency, enhance performance and reduce expenses.
- Assist departments with financial operations.

2023 Budget Highlights

- Continue to be the county center of financial competency and be a resource to county departments including assisting several departments directly with the financial operations in those departments.
- Reorganization of the department will achieve the consolidation of financial and budgeting functions.

Office of Management and Budget 45010001

<u>Title of Position</u>	<u>Grade/Unit</u>	2021 <u>Actuals</u>	As of July 5,2022 <u>Current Authorized</u>	2023 <u>Requested</u>	2023 <u>Recommended</u>	2023 <u>Adopted</u>
<u>Full-Time Positions</u>						
Director of the Office of Management and Budget	K Admin	1	1	1	1	1
Deputy Director of OMB	G Admin	1	1	1	1	1
Treasury Manager	26 BAPA	1	1	1	1	1
Senior Financial Analyst	24 BAPA	1	1	1	1	1
Treasury Associate	22 BAPA	0	0	1	1	1
Treasury Associate	20 BAPA	1	1	0	0	0
Payroll Supervisor	22 BAPA	0	0	1	1	1
Payroll Supervisor	20 BAPA	1	1	0	0	0
Financial Analyst	19 CSEA	3	3	3	3	3
Treasury Clerk	16 CSEA	0	0	3	3	3
Treasury Clerk	14 CSEA	3	3	0	0	0
Principal Account Clerk	13 CSEA	1	1	1	1	1
Total Full-Time Positions		13	13	13	13	13
<u>Part-Time Positions</u>						
None						
Total Part-Time Positions		0	0	0	0	0
Total Positions		13	13	13	13	13

REPORT:BP032

BROOME COUNTY GOVERNMENT
REVENUE AND APPROPRIATION SUMMARY BY DEPARTMENT

FUND: 1010 General Operating

DEPT: 45000000 Office of Management & Budget

Account	2021 Actuals	2022 Budget	2022 YTD Actuals As of 11/17/22	2023 Budget Requested	2023 Budget Recommended	2023 Budget Adopted
0000001 Tax Items						
5000001 REAL PROPERTY TAXES	73,811,034	71,653,049	71,569,743	71,580,695	71,580,695	71,580,695
5000002 GAIN FROM SALE-TAX ACQ PROPERT	22,259	0	0	0	0	0
5000003 PAYMENT IN LIEU OF TAXES	1,286,747	1,477,000	1,269,303	1,381,000	1,381,000	1,381,000
5000004 INTEREST & PENAL-REAL PROP TAX	4,003,022	4,200,000	3,493,951	4,000,000	4,000,000	4,000,000
5000010 SALES AND USE TAX	163,003,565	94,674,568	84,108,266	106,201,497	106,201,497	106,201,497
0000001 Tax Items Total	242,126,627	172,004,617	160,441,263	183,163,192	183,163,192	183,163,192
0000002 Departmental Income						
5000101 PUBLIC ADMINISTRATOR FEES	3,796	0	0	0	0	0
5000102 COMMISSIONER OF FINANCE	114,359	91,000	94,929	95,000	95,000	95,000
5000188 COMMUNITY COLLEGE CAPITAL COST	346,977	400,000	159,830	350,000	350,000	350,000
5000327 FINANCE DEPT CHARGEBACKS	1,532	0	0	0	0	0
5000431 MISCELLANEOUS	0	0	392	0	0	0
0000002 Departmental Income Total	466,664	491,000	255,151	445,000	445,000	445,000
0000003 Use of Money						
5000451 INTEREST AND EARNINGS	34,347	35,000	183,378	60,000	60,000	60,000
0000003 Use of Money Total	34,347	35,000	183,378	60,000	60,000	60,000
0000005 Fines and Forfeitures						
5000490 FINES & FORFEITED BAIL	2,425	0	0	0	0	0
5000493 HANDICAPPED PARKING SURCHARGE	130	0	0	0	0	0
0000005 Fines and Forfeitures Total	2,555	0	0	0	0	0
0000007 Misc Interfund Revenues						
5000530 REFUNDS OF PRIOR YEARS EXPENDI	60,000	50,000	16	50,000	50,000	50,000
5000546 Trust Account Inflows	185,000	0	0	0	0	0
5000550 OTB - DISTRIBUTED EARNINGS	62,111	0	5,477	0	0	0
0000007 Misc Interfund Revenues Total	307,111	50,000	5,493	50,000	50,000	50,000
0000008 State Aid						
5000887 COMPASSIONATE CARE ACT	68,612	0	33,197	0	0	0

BROOME COUNTY GOVERNMENT
 REVENUE AND APPROPRIATION SUMMARY BY DEPARTMENT

FUND: 1010 General Operating
 DEPT: 45000000 Office of Management & Budget

Account	2021 Actuals	2022 Budget	2022 YTD Actuals As of 11/17/22	2023 Budget Requested	2023 Budget Recommended	2023 Budget Adopted
5000888 CASINO LICENSING FEES	4,127,180	4,000,000	2,175,178	4,000,000	4,000,000	4,000,000
0000008 State Aid Total	4,195,792	4,000,000	2,208,375	4,000,000	4,000,000	4,000,000
Rev Totals for Dept: 45000000	247,133,096	176,580,617	163,093,660	187,718,192	187,718,192	187,718,192
0000010 Personnel Service						
6001000 SALARIES FULL-TIME	748,273	831,764	604,530	874,052	897,478	897,478
0000010 Personnel Service Totals	748,273	831,764	604,530	874,052	897,478	897,478
0000040 Contractual Expenditures						
6004012 OFFICE SUPPLIES	2,942	3,500	2,634	3,500	3,500	3,500
6004100 POSTAGE AND FREIGHT	219	200	296	350	350	350
6004105 DUES AND MEMBERSHIPS	750	750	750	750	750	750
6004106 GENERAL OFFICE EXPENSES	653	400	0	450	450	450
6004137 ADVERTISING AND PROMOTION EXPE	608	0	0	0	0	0
6004196 COPYING MACHINE RENTALS	2,005	2,010	1,837	2,010	2,010	2,010
6004504 OTHER FINANCIAL SERVICES	0	3,000	1,566	5,000	5,000	5,000
6004538 LEGAL CHARGES AND FEES	13	150	56	150	150	150
6004588 INTEREST AND PENALTIES	0	0	236	0	0	0
6004598 SALES TAX DISTRIBUTION	61,127,040	0	0	0	0	0
0000040 Contractual Expenditures Totals	61,134,230	10,010	7,375	12,210	12,210	12,210
0000041 Chargeback Expenses						
6004602 INSURANCE PREMIUM CHARGEBACK	618	791	594	1,030	1,030	1,030
6004606 TELEPHONE BILLING ACCOUNT	0	0	0	504	504	504
6004609 DATA PROCESSING CHARGEBACKS	0	0	0	136	136	136
0000041 Chargeback Expenses Totals	618	791	594	1,670	1,670	1,670
0000080 Employee Benefits						
6008001 STATE RETIREMENT	108,772	127,086	86,379	146,912	151,597	151,597
6008002 SOCIAL SECURITY	53,638	63,629	43,596	66,749	68,541	68,541

REPORT:BP032

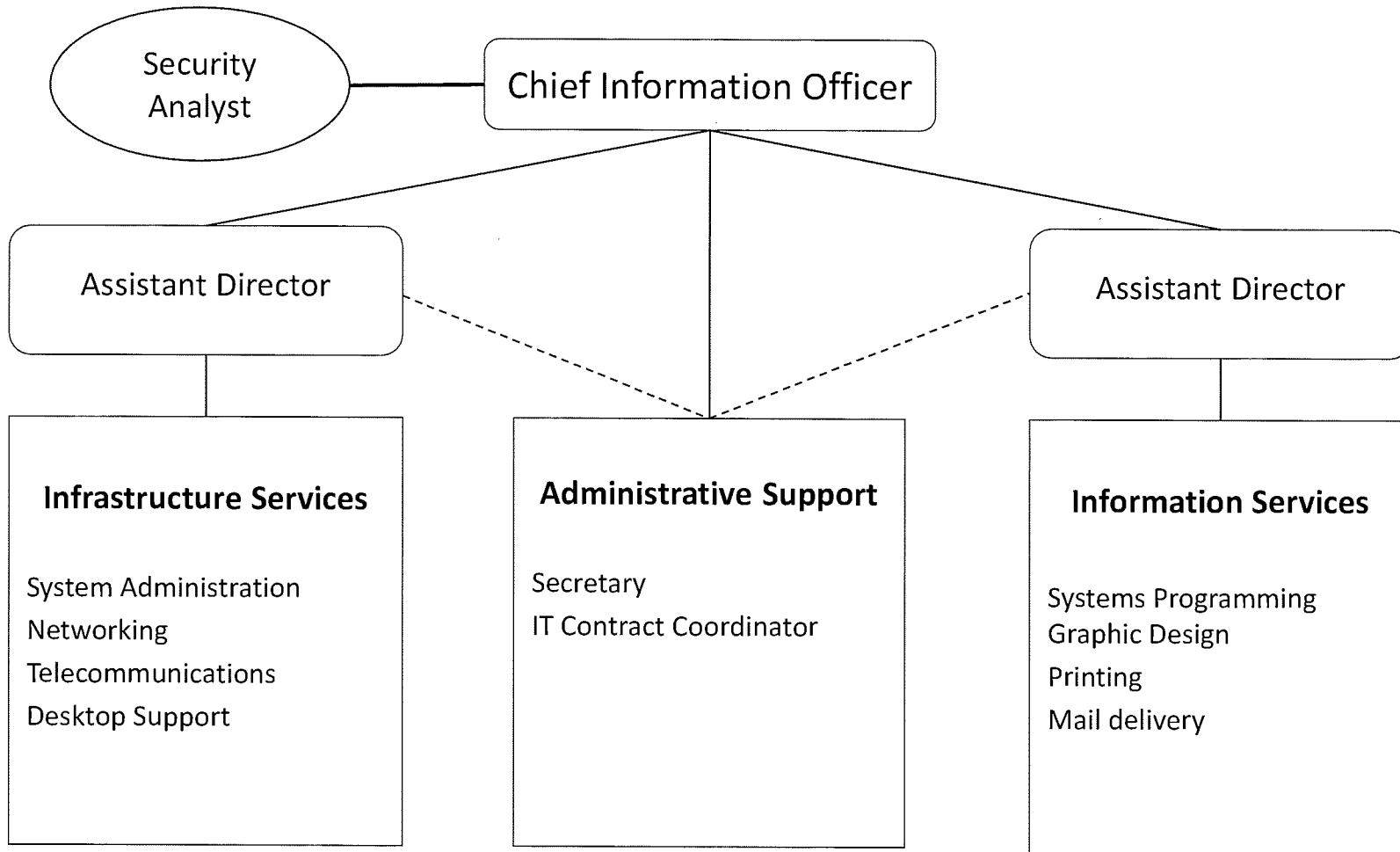
BROOME COUNTY GOVERNMENT
REVENUE AND APPROPRIATION SUMMARY BY DEPARTMENT

FUND: 1010 General Operating

DEPT: 45000000 Office of Management & Budget

Account	2021 Actuals	2022 Budget	2022 YTD Actuals As of 11/17/22	2023 Budget Requested	2023 Budget Recommended	2023 Budget Adopted
6008004 WORKERS COMPENSATION	3,184	2,978	2,233	6,107	6,107	6,107
6008006 LIFE INSURANCE	97	195	52	0	0	0
6008007 HEALTH INSURANCE	138,564	147,899	110,209	168,689	168,689	168,689
6008009 RETIREE HEALTH INSURANCE	22,056	23,159	19,608	24,317	24,317	24,317
6008010 DISABILITY INSURANCE	521	616	428	631	631	631
0000080 Employee Benefits Totals	326,832	365,562	262,505	413,405	419,882	419,882
Exp Totals for Dept: 45000000	62,209,953	1,208,127	875,004	1,301,337	1,331,240	1,331,240
Total for Dept: 45000000	184,923,143	175,372,490	162,218,656	186,416,855	186,386,952	186,386,952

Information Technology



Information Technology

Mission Statement

Our mission is to deliver Information Technology, Printing, Graphic, and Mail Services to all County departments, designated agencies, and various non-profit organizations in a cost-effective, efficient, and professional manner. We strive to build and maintain a secure, reliable, highly available, sustainable, and flexible infrastructure at the lowest cost possible.

Description

The Division of Information Technology is comprised of three groups: Infrastructure Systems (servers/systems, networking, telephony, and video services), Information Security, and Information Systems (programming, printing, graphics, and mail services) under the budget headings of Information Technology and Communication Services. Within these groups are the following focus areas:

Administration provides overall direction, general administrative, budget related processes, contract management, and clerical support for the entire division.

Customer Support staff provides computer user support during regular business hours for all systems and provides emergency on-call 24 by 7 support of critical safety systems. The staff purchases, configures, and deploys all new desktop, laptop and mobile equipment and peripherals.

Infrastructure System Support staff supports all server and security equipment county-wide. Resolves problems, maintains existing equipment, and installs new servers, appliances, network storage, etc. They prepare specifications for all computer equipment and

software. They order, receive, test and install new servers, network storage, spam filters and web filters. The staff also plans all enhancements in equipment, as well as assists the Programming staff with related matters. They are also the interface between vendor supported applications, the vendors, and the users. System Support Staff also provides 24x7 emergency on-call support for critical safety systems and networks.

Information Security continually reviews emerging cybersecurity threats, monitors the county systems and network infrastructure and software for vulnerabilities, reviews vendors for secure practices, directs, recommends, or provides remediation to be sure the County Network and Information Systems are as secure as possible given the constraints of time and available tools. Develops new information security policies and incident response plans, including playbooks used in response to each type of security incident, and reports incidents to required outside agencies.

Programming staff supports and maintains HR, Payroll and Financial systems and related applications. They develop new custom applications where a commercially available application is not available. They perform problem resolution, conduct feasibility studies, research new solutions and software packages, and develop user documentation and training materials for new programs.

Communication Services is responsible for providing services such as graphic design and digital printing, color and black/white photocopying, and mail services to all County departments, designated agencies, non-profit organizations, schools, and local governments.

Network and Telecom Support is responsible for the design, development, implementation and maintenance of Broome County's network, voice, Wi-Fi, and unified communication

systems. They design and manage the network infrastructure including routers, switches, firewalls, virtual private network connections. They also maintain all data communication lines and wireless data connections between county facilities and many municipalities and non-profit groups.

2023 Objectives

- Engage in a systematic review of operations to adjust and improve responsiveness and increase organizational efficiency.
- Provide a modern technology infrastructure that is safe, secure and that meets all audit, legal and regulatory requirements.
- Continue the ongoing projects to modernize and upgrade systems as they become obsolete.
- Evaluate existing systems and standardize on as few platforms and applications as is possible.
- Continue to update the county network to provide the resiliency and bandwidth needed for the continually expanding data needs in a secure and fiscally responsible fashion.
- Improve customer service, by clearly defining support parameters to be able to give timely help and issue resolution.

2023 Budget Highlights

- Reduce expensive maintenance on older equipment by replacing aging hardware with new and more energy efficient

models. Consolidate network appliances where possible to reduce the amount of equipment needing support.

- Replace aging Wi-Fi infrastructure with a secure and robust solution while expanding the coverage at the main county office building.
- Update IT security policies, create a Cybersecurity Response Plan, implement an updated hardware/software inventory system to aid in documenting the supported systems in a computer technology catalog of services.

Information Technology 10020001

<u>Title of Position</u>	<u>Grade/Unit</u>	As of July 5, 2022				
		<u>2021 Actuals</u>	<u>Current Authorized</u>	<u>2023 Requested</u>	<u>2023 Recommended</u>	<u>2023 Adopted</u>
<u>Full-Time Positions</u>						
Chief Information Officer	M Admin	0	1	1	1	1
Director of Information Services	M Admin	1	0	0	0	0
Assistant Director of Information Technology	H Admin	1	2	2	2	2
Information Security Analyst	28 BAPA	1	1	1	1	1
Systems Programmer II	26 BAPA	1	0	0	0	0
Systems Analyst	26 BAPA	0	1	1	1	1
Systems Administrator	26 BAPA	1	1	1	1	1
Network Engineer	26 BAPA	1	1	1	1	1
Business Analyst	25 BAPA	1	1	1	1	1
Data Base Analyst	24 BAPA	1	1	1	1	1
Computer Programmer Analyst	23 BAPA	3	2	2	2	2
IT Project Coordinator	23 BAPA	1	0	0	0	0
Network Specialist	22 BAPA	4	5	6	6	6
Computer Technician Coordinator	20 BAPA	1	1	1	1	1
Telecommunications Technician	20 CSEA	1	1	0	0	0
Customer Support Coordinator	20 CSEA	0	0	1	1	1
Data Communications Technician	20 CSEA	1	1	1	1	1
Senior Computer Hardware Technician	18 CSEA	1	1	1	1	1
Computer Hardware Technician	16 CSEA	4	5	4	4	4
Senior Computer Operator	16 CSEA	1	1	1	1	1
IT Contract Coordinator	16 CSEA	1	1	1	1	1
Secretary	13 CSEA	1	1	1	1	1
Total Full-Time Positions		27	28	28	28	28
<u>Part-Time Positions</u>						
Telecommunications Manager	25 BAPA	1	1	1	1	1
Total Part-Time Positions		1	1	1	1	1
Total Positions		28	29	29	29	29

*Legislature changed Systems Programmer II to Systems Analyst 7/21/22, Reso 2022-282

**Legislature changed Computer Programmer Analyst to Network Specialist 3/18/22, Reso 22-114

***Change Telecommunications Technician to Network Specialist

****Change one Computer Hardware Technician to Customer Support Coordinator

BROOME COUNTY GOVERNMENT
 REVENUE AND APPROPRIATION SUMMARY
 BY DEPARTMENT AND DIVISION

FUND: 1010 General Operating
 DEPT: 10000000 Information Technology
 DIV: 02 IT-Information Services

Account	2021 Actuals	2022 Budget	2022 YTD Actuals As of 11/17/22	2023 Budget Requested	2023 Budget Recommended	2023 Budget Adopted
0000002 Departmental Income						
5000111 TELEPHONE CHGS - OUTSIDE USERS	5,763	11,931	5,253	8,763	8,763	8,763
5000118 FEES FOR SERVICES	0	0	40	400	400	400
5000305 DATA PROCESSING SERVICES	2,183,948	2,382,575	1,144,711	3,084,775	3,084,775	3,084,775
5000315 TELEPHONE CHGS - COUNTY OWNED	360,561	430,380	265,058	586,442	586,442	586,442
5000333 OTHER DEPARTMENTAL CHARGEBACK	30,605	57,063	28,532	0	0	0
5000426 MISCELLANEOUS	29,384	28,807	56	4,239	4,239	4,239
0000002 Departmental Income Totals	2,610,261	2,910,756	1,443,650	3,684,619	3,684,619	3,684,619
0000007 Misc Interfund Revenues						
5000530 REFUNDS OF PRIOR YEARS EXPENDI	1,918	0	1,775	0	0	0
5000545 CREDIT CARD REBATES	567	740	296	740	740	740
0000007 Misc Interfund Revenues Totals	2,485	740	2,071	740	740	740
Rev Total for Div: 1002	2,612,746	2,911,496	1,445,721	3,685,359	3,685,359	3,685,359
0000010 Personnel Service						
6001000 SALARIES FULL-TIME	1,650,604	1,924,295	1,390,964	1,999,298	2,014,384	2,014,384
6001001 SALARIES PART-TIME	33,344	48,144	33,613	44,297	44,297	44,297
6001002 SALARIES TEMPORARY	13,488	14,300	5,936	14,300	14,300	14,300
6001003 SALARIES OVERTIME	60	500	3,304	3,000	3,000	3,000
6001008 STAND-BY PAY	27,003	27,900	22,065	27,900	27,900	27,900
0000010 Personnel Service Totals	1,724,499	2,015,139	1,455,882	2,088,795	2,103,881	2,103,881
0000040 Contractual Expenditures						
6004010 BOOKS AND SUBSCRIPTIONS	0	800	65	800	800	800
6004011 DUPLICATING AND PRINTING RM SU	292	0	0	0	0	0
6004012 OFFICE SUPPLIES	1,014	1,000	1,843	1,000	1,000	1,000
6004023 BLDG AND GROUNDS SUPPLIES	898	0	0	0	0	0
6004048 MISC OPERATIONAL SUPPLIES	0	0	0	3,000	3,000	3,000
6004055 COMPUTER SOFTWARE AND SUPPLIES	41,452	21,000	24,585	21,000	21,000	21,000
6004056 COMPUTER EQUIPMENT(NON CAPITAL	273,679	247,495	231,868	197,495	197,495	197,495
6004082 COMPUTER CENTER SUPPLIES	32,650	77,209	19,184	42,209	42,209	42,209

REPORT:BP033

BROOME COUNTY GOVERNMENT
REVENUE AND APPROPRIATION SUMMARY
BY DEPARTMENT AND DIVISION

FUND: 1010 General Operating
DEPT: 10000000 Information Technology
DIV: 02 IT-Information Services

Account	2021 Actuals	2022 Budget	2022 YTD Actuals As of 11/17/22	2023 Budget Requested	2023 Budget Recommended	2023 Budget Adopted
6004100 POSTAGE AND FREIGHT	4,000	1,200	156	1,200	1,200	1,200
6004101 TELEPHONE	475,238	487,688	357,222	487,688	487,688	487,688
6004102 TELEPHONE EQUIPMENT	1,619	10,000	769	10,000	10,000	10,000
6004103 TELEPHONE LOCAL CALLS	7,527	14,000	4,164	14,000	14,000	14,000
6004104 TELEPHONE LONG DISTANCE	43,741	21,000	18,053	21,000	21,000	21,000
6004105 DUES AND MEMBERSHIPS	50	200	1,000	200	200	200
6004106 GENERAL OFFICE EXPENSES	0	500	333	500	500	500
6004137 ADVERTISING AND PROMOTION EXPE	0	350	0	350	350	350
6004160 MILEAGE AND PARKING-LOCAL	48	500	0	500	500	500
6004161 TRAVEL HOTEL AND MEALS	200	5,000	400	5,000	5,000	5,000
6004162 EDUCATION AND TRAINING	24,612	33,615	5,591	33,615	33,615	33,615
6004168 OTHER PERSONNEL EXPENSES	1,065	150	280	150	150	150
6004169 DAY TRIP MEAL REIMBURSEMENT	0	1,650	0	1,650	1,650	1,650
6004192 SOFTWARE MAINTENANCE	2,668,120	3,176,904	2,704,738	3,415,533	3,415,533	3,415,533
6004193 HARDWARE MAINTENANCE	206,594	235,334	162,093	263,661	263,661	263,661
6004196 COPYING MACHINE RENTALS	272	2,191	1,718	2,191	2,191	2,191
6004505 CONTRACTED DATA PROCESSING SER	96,710	126,331	97,284	117,226	117,226	117,226
6004573 OTHER FEES FOR SERVICES	127,651	124,800	47,566	124,720	124,720	124,720
0000040 Contractual Expenditures Totals	4,007,432	4,588,917	3,678,912	4,764,688	4,764,688	4,764,688
0000041 Chargeback Expenses						
6004602 INSURANCE PREMIUM CHARGEBACK	8,362	9,949	7,462	10,998	10,998	10,998
6004606 TELEPHONE BILLING ACCOUNT	0	0	0	16,592	16,592	16,592
6004609 DATA PROCESSING CHARGEBACKS	0	0	0	8,719	8,719	8,719
6004615 GASOLINE CHARGEBACK	890	1,375	398	2,250	2,250	2,250
6004616 FLEET SERVICE CHARGEBACK	4,880	5,000	5,000	5,250	5,250	5,250
6004626 TRANSPORTATION SERVICES CHARGE	7,732	15,948	15,948	15,870	15,870	15,870
0000041 Chargeback Expenses Totals	21,864	32,272	28,808	59,679	59,679	59,679
0000060 Principal on Indebtedness						
6006008 PRINCIPAL ON CAPITAL LEASE	1,419	0	0	0	0	0
0000060 Principal on Indebtedness Totals	1,419	0	0	0	0	0
0000070 Interest on Indebtedness						
6007005 INTEREST ON CAPITAL LEASE	297	0	0	0	0	0
0000070 Interest on Indebtedness Totals	297	0	0	0	0	0

BROOME COUNTY GOVERNMENT
 REVENUE AND APPROPRIATION SUMMARY
 BY DEPARTMENT AND DIVISION

FUND: 1010 General Operating
 DEPT: 10000000 Information Technology
 DIV: 02 IT-Information Services

Account	2021 Actuals	2022 Budget	2022 YTD Actuals As of 11/17/22	2023 Budget Requested	2023 Budget Recommended	2023 Budget Adopted
0000080 Employee Benefits						
6008001 STATE RETIREMENT	234,366	286,030	200,276	340,972	343,989	343,989
6008002 SOCIAL SECURITY	124,885	155,306	105,614	159,984	161,138	161,138
6008004 WORKERS COMPENSATION	8,631	8,253	6,190	14,257	14,257	14,257
6008006 LIFE INSURANCE	203	435	112	435	435	435
6008007 HEALTH INSURANCE	275,975	340,997	232,544	337,810	337,810	337,810
6008009 RETIREE HEALTH INSURANCE	197,757	209,503	143,080	229,200	229,200	229,200
6008010 DISABILITY INSURANCE	689	968	642	968	968	968
6008011 UNEMPLOYMENT INSURANCE	0	0	3,795	0	0	0
6008013 HEALTH INS - RETIRE INCENTIVE	4,235	0	0	0	0	0
6008014 NYS ERS VDC EXPENSE	5,589	0	-17,916	0	0	0
0000080 Employee Benefits Totals	852,330	1,001,492	674,337	1,083,626	1,087,797	1,087,797
Exp Total for Div: 1002	6,607,841	7,637,820	5,837,939	7,996,788	8,016,045	8,016,045
Total for Div: 10000000	-3,995,095	-4,726,324	-4,392,218	-4,311,429	-4,330,686	-4,330,686
Total for Dept: 10000000	-4,632,893	-5,462,750	-4,992,625	-5,021,476	-5,040,733	-5,040,733

Information Technology Communication Services

Mission Statement

Provide printing, graphic and mail services to all county departments, and other designated agencies, in a cost saving, timely and professional manner, while using the latest technology set by industry standards.

Description

The Communications Division consists of three main functions: graphic design, printing and mail services. The design service uses a variety of software such as InDesign, Illustrator, Photoshop, and others to create a variety of customer driven requests. The printing service consists of full color copy, high-speed high-volume black and white copy, digital envelope printers and a variety of bindery equipment, along with advanced printing software. The mail service offers pick-up and delivery, sorting and mail processing for all county departments, while using procedures to defray the cost of rising postage.

2023 Objectives

- Work with the Executive's Office to define a standard for all county public facing print and electronic media and providing a manual to departments to follow.
- Explore new revenue sources in local government and non-profit organizations in Broome and surrounding counties.
- Update the Print Shop catalog to include samples and pricing. Distribute the updated catalog to schools, government non-

profits, outside agencies, town and villages at the appropriate times of year for each.

2023 Budget Highlights

- Maintain a balanced budget while advancing toward the use of digital printing technology, reducing the need for printing chemicals while still providing the highest quality and fastest service of print products.

Information Technology 10010001
 Communication Services

<u>Title of Position</u>	<u>Grade/Unit</u>	2021	As of	2023	2023	2023
		<u>Actuals</u>	July 5,2022	<u>Requested</u>	<u>Recommended</u>	<u>Adopted</u>
		<u>Current</u>	<u>Authorized</u>			
<u>Full-Time Positions</u>						
Graphic Designer	20 CSEA	1	1	1	1	1
Senior Duplicating Machine Operator	15 CSEA	1	1	1	1	1
Offset Duplicating Machine Operator	11 CSEA	1	1	1	1	1
Courier	9 CSEA	2	2	2	2	2
Total Full-Time Positions		5	5	5	5	5
<u>Part-Time Positions</u>						
Offset Duplicating Machine Operator	11 CSEA	1	1	1	1	1
Total Part-Time Positions		1	1	1	1	1
Total Positions		6	6	6	6	6

REPORT:BP033

BROOME COUNTY GOVERNMENT
REVENUE AND APPROPRIATION SUMMARY
BY DEPARTMENT AND DIVISION

FUND: 1010 General Operating
DEPT: 10000000 Information Technology
DIV: 01 IT-Communication Services

Account	2021 Actuals	2022 Budget	2022 YTD Actuals As of 11/17/22	2023 Budget Requested	2023 Budget Recommended	2023 Budget Adopted
10000000 Information Technology						
0000002 Departmental Income						
5000189 OTHER LOCAL GOVERNMENTS	72,403	69,723	66,116	65,069	65,069	65,069
5000307 CENTRAL SERVICES CHARGES	202,948	206,648	143,323	208,249	208,249	208,249
5000317 PRINTING CHARGEBACKS	96,977	91,352	84,426	135,338	135,338	135,338
5000333 OTHER DEPARTMENTAL CHARGEBACK	4,571	3,778	3,404	11,278	11,278	11,278
5000426 MISCELLANEOUS	11,138	11,817	10,330	10,405	10,405	10,405
0000002 Departmental Income Totals	388,037	383,318	307,599	430,339	430,339	430,339
Rev Total for Div: 1001	388,037	383,318	307,599	430,339	430,339	430,339
0000010 Personnel Service						
6001000 SALARIES FULL-TIME	225,520	236,325	196,412	243,972	243,972	243,972
6001001 SALARIES PART-TIME	23,983	22,572	18,879	23,129	23,129	23,129
0000010 Personnel Service Totals	249,503	258,897	215,291	267,101	267,101	267,101
0000020 Equipment and Capital Outlay						
6002503 COMPUTER EQUIPMENT	0	6,000	14,379	6,000	6,000	6,000
0000020 Equipment and Capital Outlay Totals	0	6,000	14,379	6,000	6,000	6,000
0000040 Contractual Expenditures						
6004010 BOOKS AND SUBSCRIPTIONS	1,999	2,000	1,999	2,000	2,000	2,000
6004011 DUPLICATING AND PRINTING RM SU	12,579	14,420	16,135	14,420	14,420	14,420
6004012 OFFICE SUPPLIES	36,910	42,700	35,265	44,675	44,675	44,675
6004056 COMPUTER EQUIPMENT(NON CAPITAL	54,664	0	64,511	0	0	0
6004100 POSTAGE AND FREIGHT	398,371	493,000	327,698	493,000	493,000	493,000
6004106 GENERAL OFFICE EXPENSES	2,178	2,178	2,396	2,396	2,396	2,396
6004192 SOFTWARE MAINTENANCE	3,600	0	0	0	0	0
6004195 HARDWARE RENTAL	0	12,000	4,081	12,000	12,000	12,000
6004196 COPYING MACHINE RENTALS	22,904	71,640	57,535	71,640	71,640	71,640
0000040 Contractual Expenditures Totals	533,205	637,938	509,620	640,131	640,131	640,131

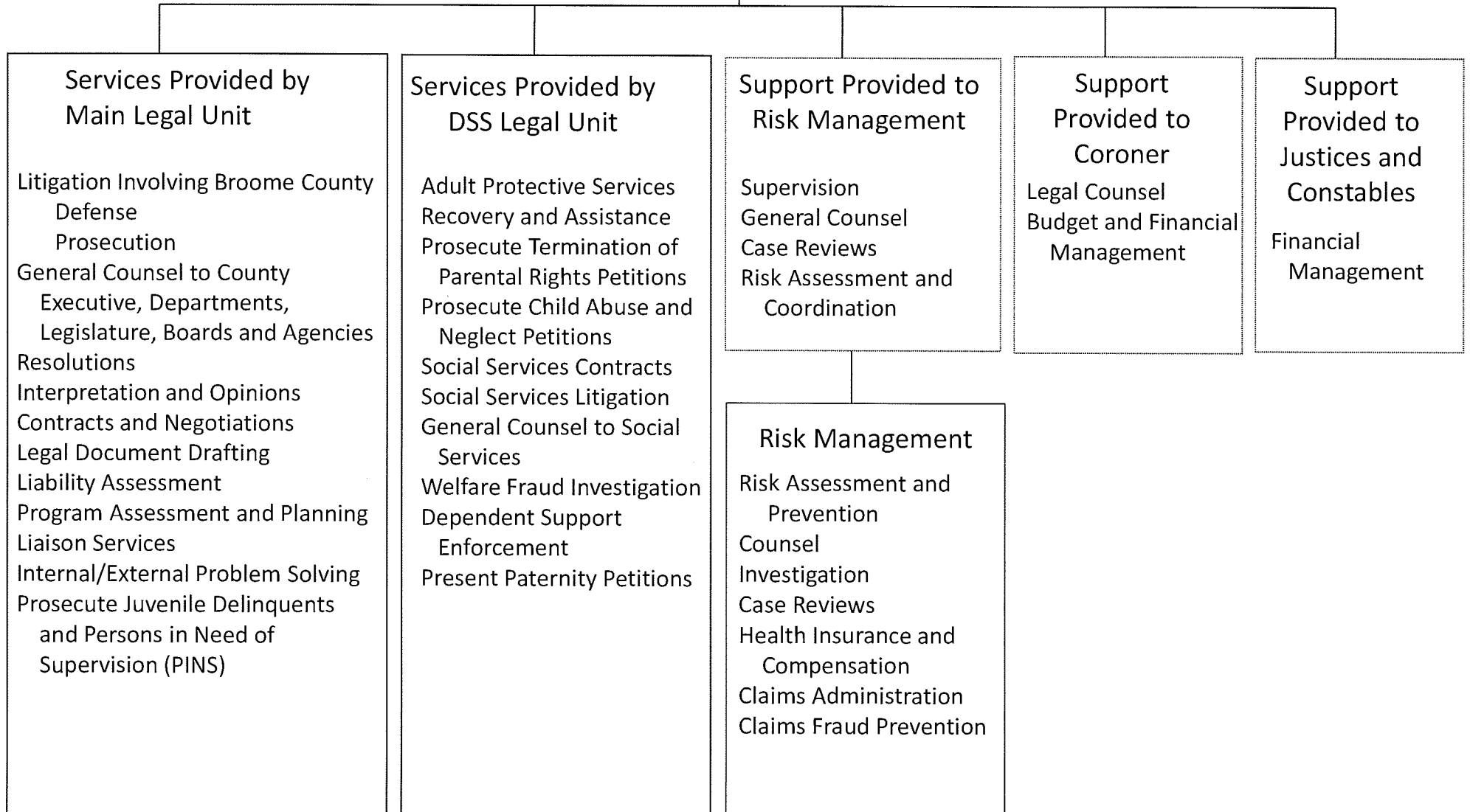
BROOME COUNTY GOVERNMENT
 REVENUE AND APPROPRIATION SUMMARY
 BY DEPARTMENT AND DIVISION

FUND: 1010 General Operating
 DEPT: 10000000 Information Technology
 DIV: 01 IT-Communication Services

Account	2021 Actuals	2022 Budget	2022 YTD Actuals As of 11/17/22	2023 Budget Requested	2023 Budget Recommended	2023 Budget Adopted
0000041 Chargeback Expenses						
6004602 INSURANCE PREMIUM CHARGEBACK	1,858	2,058	1,544	2,276	2,276	2,276
6004615 GASOLINE CHARGEBACK	1,116	1,375	705	2,250	2,250	2,250
6004616 FLEET SERVICE CHARGEBACK	7,320	7,500	7,500	7,875	7,875	7,875
0000041 Chargeback Expenses Totals	10,294	10,933	9,749	12,401	12,401	12,401
0000060 Principal on Indebtedness						
6006008 PRINCIPAL ON CAPITAL LEASE	36,978	0	0	0	0	0
0000060 Principal on Indebtedness Totals	36,978	0	0	0	0	0
0000070 Interest on Indebtedness						
6007005 INTEREST ON CAPITAL LEASE	3,583	0	0	0	0	0
0000070 Interest on Indebtedness Totals	3,583	0	0	0	0	0
0000080 Employee Benefits						
6008001 STATE RETIREMENT	32,876	39,230	29,813	44,034	44,034	44,034
6008002 SOCIAL SECURITY	17,287	19,806	14,888	20,433	20,433	20,433
6008004 WORKERS COMPENSATION	1,918	1,707	1,280	2,950	2,950	2,950
6008006 LIFE INSURANCE	41	75	22	75	75	75
6008007 HEALTH INSURANCE	76,958	78,845	69,645	86,769	86,769	86,769
6008009 RETIREE HEALTH INSURANCE	61,341	65,873	42,967	60,052	60,052	60,052
6008010 DISABILITY INSURANCE	439	440	352	440	440	440
6008013 HEALTH INS - RETIRE INCENTIVE	1,412	0	0	0	0	0
0000080 Employee Benefits Totals	192,272	205,976	158,967	214,753	214,753	214,753
Exp Total for Div: 1001	1,025,835	1,119,744	908,006	1,140,386	1,140,386	1,140,386
Total for Div: 10000000	-637,798	-736,426	-600,407	-710,047	-710,047	-710,047

Law Department

County Attorney



**Law
County Attorney**

Mission Statement

To legally protect and indemnify Broome County Government in deliberations and actions by providing effective legal representation and advice to the County Executive, the Legislature, and all county departments and various boards.

Description

- Draft resolutions, local laws, contracts, and other documents at the request of Broome County departments, boards, officers and employees.
- Defend the County of Broome, its officers and employees in all civil actions commenced against them in local, state, and federal courts and to initiate litigation on behalf of the county to recover money and property due the county.
- Assist county departments in resolving disputes with outside vendors, contractors, and landlords to avoid litigation when possible.
- Represent and advise the Broome County Legislature, the Board of Acquisition and Contract, the Public Library, Broome Community College, the Arena Board and other county legislative and advisory boards.
- Prosecute children who either break the law or need supervision in the name of the county and in the name of the state.
- Prosecute health code violations and illegal dumping cases.
- Represent the county in all administrative hearings and reviews at the local, state, and federal level.
- Represent the Director of Office of Management and Budget in his capacity as public administrator of decedent's estates.
- Provide formal and informal legal advice to all departments.

- Assist the Department of Risk and Insurance in mitigating legal risk faced by the county.
- Prosecute School Bus Stop Arm violations.

2023 Objectives

- Continue our policy of vigorously defending the county and settling litigation only when it is clearly indicated to be in the best interest of the county to do so.
- Continue to assist county administration and legislators in county economic development initiatives.
- Assist county administration and legislators in continuing to deliver services to county residents.
- Assist county administration and legislators in reviewing and revising, when necessary, the Broome County Charter, local laws and resolutions.
- Continue to work with the Departments of Social Services, Probation and Youth Bureau in managing placement and other services for minors in our community.
- Continue to work with OES and Security to enforce School Bus Stop Arm violations.

2023 Budget Highlights

- Maintained current level of services to county departments.

Law 11010001

<u>Title of Position</u>	<u>Grade/Unit</u>	As of				
		<u>2021</u>	<u>Aug 30,2022</u>	<u>2023</u>	<u>2023</u>	<u>2023</u>
		<u>Actuals</u>	<u>Current</u>	<u>Requested</u>	<u>Recommended</u>	<u>Adopted</u>
<u>Full-Time Positions</u>						
County Attorney	AT-6	1	1	1	1	1
Chief Assistant County Attorney	AT-4	1	1	1	1	1
Senior Assistant County Attorney	AT-3	1	1	1	1	1
Assistant County Attorney II	AT-2	2	3	3	3	3
Assistant County Attorney	AT-1	1	0	0	0	0
Office Manager	16 Admin	1	1	1	1	1
Paralegal	15 Admin	1	1	1	1	1
Secretary	14 Admin	2	2	2	2	2
Total Full-Time Positions		10	10	10	10	10
<u>Part-time Positions</u>						
None						
Total Part-Time Positions		0	0	0	0	0
Total Positions		10	10	10	10	10

BROOME COUNTY GOVERNMENT
 REVENUE AND APPROPRIATION SUMMARY
 BY DEPARTMENT AND DIVISION

FUND: 1010 General Operating
 DEPT: 11000000 Law
 DIV: 01 Law

Account	2021 Actuals	2022 Budget	2022 YTD Actuals As of 11/17/22	2023 Budget Requested	2023 Budget Recommended	2023 Budget Adopted
11000000 Law						
0000002 Departmental Income						
5000310 COUNTY ATTORNEY FEES & CHARGES	161,058	257,775	92,410	257,775	257,775	257,775
5000428 OTHER CHARGES	40,558	5,000	14,081	5,000	5,000	5,000
0000002 Departmental Income Totals	201,616	262,775	106,491	262,775	262,775	262,775
0000007 Misc Interfund Revenues						
5000545 CREDIT CARD REBATES	3	0	0	0	0	0
0000007 Misc Interfund Revenues Totals	3	0	0	0	0	0
Rev Total for Div: 1101	201,619	262,775	106,491	262,775	262,775	262,775
0000010 Personnel Service						
6001000 SALARIES FULL-TIME	673,739	720,074	515,008	734,803	807,008	807,008
6001002 SALARIES TEMPORARY	0	0	5,562	0	0	0
0000010 Personnel Service Totals	673,739	720,074	520,570	734,803	807,008	807,008
0000040 Contractual Expenditures						
6004010 BOOKS AND SUBSCRIPTIONS	2,901	3,500	2,820	3,000	3,000	3,000
6004012 OFFICE SUPPLIES	4,055	3,100	5,530	7,000	7,000	7,000
6004056 COMPUTER EQUIPMENT(NON CAPITAL	548	0	0	550	550	550
6004100 POSTAGE AND FREIGHT	353	700	304	500	500	500
6004105 DUES AND MEMBERSHIPS	610	2,500	2,280	2,500	2,500	2,500
6004106 GENERAL OFFICE EXPENSES	0	200	11	200	200	200
6004160 MILEAGE AND PARKING-LOCAL	0	25	0	25	25	25
6004161 TRAVEL HOTEL AND MEALS	963	2,000	1,014	2,000	2,000	2,000
6004162 EDUCATION AND TRAINING	1,675	2,000	2,258	2,000	2,000	2,000
6004168 OTHER PERSONNEL EXPENSES	0	50	24	250	250	250
6004196 COPYING MACHINE RENTALS	283	2,250	2,016	2,400	2,400	2,400
6004505 CONTRACTED DATA PROCESSING SER	11,656	13,595	10,704	14,500	14,500	14,500
6004534 JUROR FEES AND COURT EXPENSES	3,718	3,500	3,724	3,500	3,500	3,500
6004537 INVESTIGATIONS EXPENSES	147	1,000	36	1,000	1,000	1,000
6004538 LEGAL CHARGES AND FEES	29,882	35,000	7,062	35,000	35,000	35,000
6004541 STENOGRAPHIC SERVICES	6,116	7,000	5,887	7,000	7,000	7,000

REPORT:BP033

BROOME COUNTY GOVERNMENT
REVENUE AND APPROPRIATION SUMMARY
BY DEPARTMENT AND DIVISION

FUND: 1010 General Operating
DEPT: 11000000 Law
DIV: 01 Law

Account	2021 Actuals	2022 Budget	2022 YTD Actuals As of 11/17/22	2023 Budget Requested	2023 Budget Recommended	2023 Budget Adopted
0000040 Contractual Expenditures Totals	62,907	76,420	43,670	81,425	81,425	81,425
0000041 Chargeback Expenses						
6004602 INSURANCE PREMIUM CHARGEBACK	330	412	411	534	534	534
6004606 TELEPHONE BILLING ACCOUNT	0	0	0	750	750	750
6004609 DATA PROCESSING CHARGEBACKS	0	0	0	1,264	1,264	1,264
0000041 Chargeback Expenses Totals	330	412	411	2,548	2,548	2,548
0000060 Principal on Indebtedness						
6006008 PRINCIPAL ON CAPITAL LEASE	1,517	0	0	0	0	0
0000060 Principal on Indebtedness Totals	1,517	0	0	0	0	0
0000070 Interest on Indebtedness						
6007005 INTEREST ON CAPITAL LEASE	453	0	0	0	0	0
0000070 Interest on Indebtedness Totals	453	0	0	0	0	0
0000080 Employee Benefits						
6008001 STATE RETIREMENT	104,620	125,721	83,574	130,218	144,659	144,659
6008002 SOCIAL SECURITY	48,615	55,086	37,542	56,212	61,736	61,736
6008004 WORKERS COMPENSATION	2,878	2,893	2,893	5,765	5,765	5,765
6008006 LIFE INSURANCE	77	150	36	150	150	150
6008007 HEALTH INSURANCE	141,273	152,000	107,552	155,226	155,226	155,226
6008009 RETIREE HEALTH INSURANCE	117,088	122,222	81,939	129,019	129,019	129,019
0000080 Employee Benefits Totals	414,551	458,072	313,536	476,590	496,555	496,555
Exp Total for Div: 1101	1,153,497	1,254,978	878,187	1,295,366	1,387,536	1,387,536
Total for Div: 11000000	-951,878	-992,203	-771,696	-1,032,591	-1,124,761	-1,124,761

Law

DSS Legal Unit

Mission Statement

Provide exemplary legal representation and counsel, to effectively support the many programs administered by the Broome County Department of Social Services.

Description

The function of the Legal Unit is to represent the Department of Social Services effectively in court and administrative hearings, and to advise and furnish legal services in support of the department's many programs.

In representing the department's Child Welfare and Child Support Programs, the Legal Unit is the single highest volume user of Broome County Family Court. For 2021, Legal Unit Family Court appearances totaled 3,362.

The Legal Unit is the legal safeguard for Broome County's abused and neglected children. Complex Family Court cases involving child abuse, child neglect, and foster children accounted for 1,753 attorney appearances.

Revenue producing cases seeking reimbursement for public assistance and Medicaid expenditures accounted for 1,609 court appearances. Legal Unit attorneys also appear in significant appellate and other litigation, particularly litigation involving the department's Medical Assistance and Protective Services for Adults Programs, as well as cases involving permanency for foster children. Each of these cases involves extensive preparation and court time.

Despite reorganizations, turnover of department administrative and line staff, and state and federal legislative changes that make recoveries of expenditures more difficult, in addition to its successful Medicaid activities, the Legal Unit continues to be extremely revenue positive. Non-child support collections involving personal injury, property, mortgage, and estate claims for 2021 totaled \$1,838,237.43. Annually, for 2022, Legal Unit non-child support collections are projected to exceed \$1,373,255. For 2022, child support collections representing recoveries of public assistance expenditures are projected to total an additional \$1.9M. Overall, Legal Unit 2021 collections are anticipated to total over \$3M.

The Legal Unit historically has successfully taken a leadership role in revenue producing "special endeavors" for Broome County. For example, Broome County's participation in New York State's Medicaid Provider Fraud Demonstration Project. Over 25 audits of local area providers involving over \$50 million in Medicaid claims were audited. Over \$1M in recoveries were obtained through the Legal Unit's Medicaid compliance and other special revenue activities. The Legal Unit also provides significant support for Broome's exemplary welfare fraud program.

In addition to actual monetary collections to reimburse cash welfare and Medicaid programs, the Legal Unit continued to obtain significant Medicaid cost savings through securing court orders requiring private health insurance to pay for health care, prior to Medicaid funds being expended. Legal Unit third party health insurance reimbursement efforts substantially contribute to over \$20 million annual Medicaid savings. These savings facilitate New York State's ability to ease its Medicaid financial burden on counties.

2023 Objectives

- Maintain operations by continuing to adapt to the COVID-19 pandemic, by utilizing necessary technologies to work remotely and effectively. Including, managing high volume “virtual court” requirements for Child Welfare and Child Support caseloads.
- Continue to be revenue positive, through obtaining substantial monetary recoveries to reimburse public assistance and Medicaid expenditures.
- Provide legal counsel to facilitate Social Services’ transition to Family Assessment Response (FAR) as an alternative to Child Protective Services investigations.
- Provide legal counsel to facilitate Social Services’ as county’s Persons In Need of Supervision (PINS) lead agency, and assure compliance with state mandated juvenile justice reforms, including facilitating legal compliance with juvenile detention reform initiatives to assure Broome County does not exceed New York State Detention Block Grant funding.
- Maintain compliance with Federal Title IV-E standards, by assuring legally compliant court orders are obtained involving all foster children, thereby facilitating Broome County’s continued receipt of substantial federal reimbursement.

Law 11020001
DSS Legal Services

As of
July 5, 2022

<u>Title of Position</u>	<u>Grade/Unit</u>	<u>2021 Actuals</u>	<u>Current Authorized</u>	<u>2023 Requested</u>	<u>2023 Recommended</u>	<u>2023 Adopted</u>
<u>Full-Time Positions</u>						
Deputy County Attorney	AT-5	1	1	1	1	1
Senior Assistant County Attorney	AT-3	2	3	3	3	3
Assistant County Attorney II	AT-2	4	4	4	4	4
Office Manager	16 Admin	1	1	1	1	1
Paralegal	15 Admin	2	2	2	2	2
Secretary	14 Admin	2	2	2	2	2
Total Full-Time Positions		12	13	13	13	13
<u>Part-Time Positions</u>						
None						
Total Part-Time Positions		0	0	0	0	0
Total Positions		12	13	13	13	13

REPORT:BP033

BROOME COUNTY GOVERNMENT
REVENUE AND APPROPRIATION SUMMARY
BY DEPARTMENT AND DIVISION

FUND: 1010 General Operating
DEPT: 11000000 Law
DIV: 02 Law-DSS Legal Unit

Account	2021 Actuals	2022 Budget	2022 YTD Actuals As of 11/17/22	2023 Budget Requested	2023 Budget Recommended	2023 Budget Adopted
0000002 Departmental Income						
5000313 CHARGEBACKS - D S S	1,224,465	1,449,674	969,734	1,517,624	1,595,415	1,595,415
0000002 Departmental Income Totals	1,224,465	1,449,674	969,734	1,517,624	1,595,415	1,595,415
Rev Total for Div: 1102	1,224,465	1,449,674	969,734	1,517,624	1,595,415	1,595,415
0000010 Personnel Service						
6001000 SALARIES FULL-TIME	799,314	909,638	737,036	946,701	1,007,723	1,007,723
6001002 SALARIES TEMPORARY	18,930	31,049	11,076	31,370	31,370	31,370
0000010 Personnel Service Totals	818,244	940,687	748,112	978,071	1,039,093	1,039,093
0000040 Contractual Expenditures						
6004010 BOOKS AND SUBSCRIPTIONS	17,575	13,000	16,783	13,000	13,000	13,000
6004012 OFFICE SUPPLIES	3,059	7,000	2,942	7,000	7,000	7,000
6004100 POSTAGE AND FREIGHT	132	500	83	500	500	500
6004105 DUES AND MEMBERSHIPS	798	1,600	2,005	1,600	1,600	1,600
6004106 GENERAL OFFICE EXPENSES	791	200	46	200	200	200
6004137 ADVERTISING AND PROMOTION EXPE	254	500	32	500	500	500
6004161 TRAVEL HOTEL AND MEALS	0	1,700	842	1,700	1,700	1,700
6004162 EDUCATION AND TRAINING	7,270	1,000	808	1,000	1,000	1,000
6004168 OTHER PERSONNEL EXPENSES	60	180	120	180	180	180
6004536 WITNESS EXPENSES	0	1,500	0	1,500	1,500	1,500
6004538 LEGAL CHARGES AND FEES	7,647	12,000	8,066	12,000	12,000	12,000
6004541 STENOGRAPHIC SERVICES	0	500	0	500	500	500
0000040 Contractual Expenditures Totals	37,586	39,680	31,727	39,680	39,680	39,680
0000041 Chargeback Expenses						
6004602 INSURANCE PREMIUM CHARGEBACK	330	412	411	533	533	533
6004617 DUPLICATING/PRINTING CHARGEBAC	166	240	208	281	281	281
6004618 OFFICE SUPPLIES CHARGEBACK	3,667	3,200	2,590	3,643	3,643	3,643
0000041 Chargeback Expenses Totals	4,163	3,852	3,209	4,457	4,457	4,457

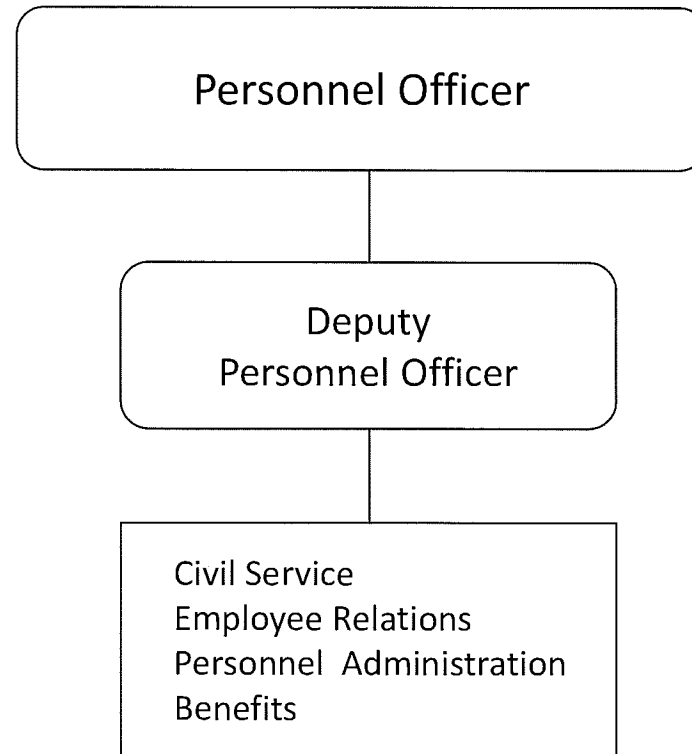
REPORT:BP033

BROOME COUNTY GOVERNMENT
 REVENUE AND APPROPRIATION SUMMARY
 BY DEPARTMENT AND DIVISION

FUND: 1010 General Operating
 DEPT: 11000000 Law
 DIV: 02 Law-DSS Legal Unit

Account	2021 Actuals	2022 Budget	2022 YTD Actuals As of 11/17/22	2023 Budget Requested	2023 Budget Recommended	2023 Budget Adopted
0000080 Employee Benefits						
6008001 STATE RETIREMENT	126,672	154,659	111,208	171,859	183,957	183,957
6008002 SOCIAL SECURITY	59,153	71,962	54,188	74,819	79,490	79,490
6008004 WORKERS COMPENSATION	2,878	2,893	2,893	5,765	5,765	5,765
6008006 LIFE INSURANCE	98	195	56	195	195	195
6008007 HEALTH INSURANCE	114,865	130,947	107,697	132,739	132,739	132,739
6008009 RETIREE HEALTH INSURANCE	99,809	104,799	69,866	110,039	110,039	110,039
0000080 Employee Benefits Totals	403,475	465,455	345,908	495,416	512,185	512,185
Exp Total for Div: 1102	1,263,468	1,449,674	1,128,956	1,517,624	1,595,415	1,595,415
Total for Div: 11000000	-39,003	0	-159,222	0	0	0
Total for Dept: 11000000	-990,881	-992,203	-930,918	-1,032,591	-1,124,761	-1,124,761

Department of Personnel



Department of Personnel

Mission Statement

To administer the provisions of the New York State Civil Service Law and the Broome County Civil Service Rules fairly and equitably with respect to the offices and employment in the classified service of 43 Broome County departments and the civil divisions therein, as well as sixteen towns, seven villages, twelve school districts (except Binghamton) the Southern Tier East Regional Board, and the Broome County Soil and Water Conservation District. Labor relations consulting to towns, villages and Binghamton Sewage Treatment Facility is provided as necessary.

The department also administers various human resource functions of county government including employee relations, employee benefits, leaves of absence, record management, recruitment, training, and staff development.

In addition, the department is responsible for the administration of various federal, state, and local laws, rules and regulations including the Taylor Law, Fair Labor Standards Act, Affordable Care Act and Family and Medical Leave Act. The Department's mission is to provide the highest quality personnel services to our employees, retirees, and prospective members of the County workforce, while promoting effective and efficient County government.

Description

The Broome County Department of Personnel is comprised of four functional units as follows:

The Civil Service Administration Unit administers New York State Civil Service Law and develops and maintains the position classification plan. This unit also administers competitive examinations, certifies payrolls, reviews applicant qualifications, reviews and approves appointments and personnel changes, oversees state mandated roster card maintenance, certifies civil service eligible lists, develops and maintains county civil service rules, provides advice, counsel and support to appointing authorities in the county, the towns, villages, school districts and special districts, and calculates all lay-offs for the county and the jurisdictions. All civil service functions are mandated by New York State Civil Service Law which forbids charging for any services; however, we can charge exam fees. The state continues to decentralize more exams which is time consuming for our staff. It is the goal of this unit to uphold the standards of merit and fitness in the hiring of all civil service employees, as required by the New York State Constitution. The unit continues to work with Information Technology in automating as much of these processes as possible to provide better service. In the past several years, the Personnel Department has been providing monthly Civil Service classes at the Office of Employment and Training to assist the unemployed with training on Civil Service procedures, how to apply for exams, navigating the Department's website etc.

The Personnel Administration/Benefits Unit is responsible for the administration of county benefit programs (i.e., health insurance, life insurance, disability insurance, dental, flexible spending accounts, and retirement benefits). This unit also administers the central records system (payroll and position control files), unemployment insurance, leaves of absence, is responsible for maintenance and updates of the Personnel Policy and Procedures Manual and Employee Handbook

and maintains personnel files and state required roster cards under the guidance of the civil service unit. Other areas of responsibility include monitoring employee performance evaluations, salary and longevity administration, employee assistance program, recruitment, new employee orientation and development and coordination of programs to improve employee productivity and morale such as flu shot programs and coordination of special training requests. Support is provided to the Personnel Officer and Director of Employee Relations by developing and producing specialized reports and researching employee histories. The unit ensures compliance with the Family and Medical Leave Act, Sexual Harassment Training, Affordable Care Act, and COBRA Laws. There is coordination with the New York State Retirement System on special events such as early retirement incentives and seminars. This unit is responsible for the distribution of retirement information from the retirement system to the employees. The unit answers all employee verification requests. It is the goal of this unit to provide information services to the employees, department heads and supervisors of Broome County in an efficient and courteous manner.

The Personnel Department Employee / Labor Relations unit is responsible for negotiating and administering eight collective bargaining agreements. This includes the handling of all grievances, disciplinary matters and improper practices as well as providing advice on topics such as attendance, performance, and layoffs. The Department also monitors compliance with and offers guidance on a variety of laws pertaining to the human resource function including the Family and Medical Leave Act, Fair Labor Standards Act and Taylor Law. Issues regarding unemployment benefits, human rights complaints, and Federal Department of Labor. Equal Employment Opportunity Commission (EEOC) complaints are also addressed as

necessary. Supervisory training is also provided in the areas of discipline and contract administration and attempts to resolve issues in an informal manner is always recommended. The goal is to work with county and union representatives to prevent potential problems and to resolve problems that do arise. The Department seeks outcomes in the best interest of Broome County while also providing a fair and equitable workplace for the employees of Broome County.

In many cases, these outcomes alleviate costly legal expenses from arbitration hearings or other litigation. Numerous conflicts have been resolved in 2022 before they reached the arbitration and/or litigation stage. This continuing cooperative relationship between the county administration and the various employee labor unions has proved to be successful and cost effective to both parties.

Due to the relationships built up over the years, the majority of conflicts end up being resolved to the mutual benefit of everyone involved.

During the early part of 2022, we were able to successfully negotiate a successor agreement with the Amalgamated Transit Unit (ATU), Local 1145. Contract negotiations with the Broome County Sheriff's Law Enforcement Union began in 2017 and have reached the interest arbitration stage. We began the interest arbitration hearing in early 2000 and have had ongoing meetings and discussions since. The arbitration panel met and issued an award in December 2021.

EEOC duties and responsibilities are performed by the Personnel Officer, Deputy Personnel Officer and members of the Personnel Administration and Benefits Unit.

The responsibilities of this function include the following:

- Administration of the county affirmative action plan and policies, the Minority/Women's Business Enterprise, and disadvantaged Enterprise programs.
- Education and training of department heads, managers, and staff to ensure that the county is compliant with federal and state legislation such as the New York State Human Rights Act, Federal Equal Employment Opportunity laws, Sexual Harassment, Americans with Disabilities Act (ADA), and New York State disability laws.
- Investigation of alleged discrimination, sexual harassment and non-compliant practices related to equal employment opportunity.
- Analysis of county employment processes including testing, hiring policies, training, promotion, to develop outreach and hiring programs to attract protected class candidates to county employment.
- Outreach activities including participation in public forums focusing on public employment opportunities, the civil service process, and application procedures.
- Consultation with county departments, contractors, and project managers to ensure that the County is compliant with laws, regulations, and contractual agreements with federal and state funding agencies.

2023 Objectives

- Provide in-house guidance and training for county departments in the following areas: General management and supervision skills and defining the impact of Civil Service Law, federal and state labor laws, HIPAA, FMLA, FLSA, Sexual Harassment and labor relations issues such as employment, discipline, and discharge issues.
- Expand automation of processes:
 - Establishment of certification of eligible candidates electronically for all eligible lists.
 - Work with New York State Civil Service to streamline access to exam information.
 - Accept civil service exam applications and payments online
 - Continue to work with Information Technology to facilitate personnel transactions, including benefit options, to be completed on-line, which was introduced in early 2019.
 - Update website and expand on available support material.
 - Continue the electronic forms project with the goal of all Personnel new employee orientations available in the near future.
- Provide education and training to department staff
 - Identify appropriate training to enhance employee skills and improve efficiency.
 - Utilize New York State Department of Civil Service, NYSAC, and various human resources associations free or low cost training.
- Expand training and education for civil service jurisdictions
 - Updates on civil service requirements.

- Support the county administration efforts to provide labor relations and human resource support services to municipalities throughout the county.
- Support the PeopleSoft Human Resources software, and paperless human resources efforts and to analyze and streamline departmental procedures.

2023 Budget Highlights

- Civil Service Application Fee revenue from civil service exam fees is estimated to be \$13,000 in 2023. The COVID-19 pandemic is still affecting the NYS Civil Service examination scheduling.
- Health Care Administration – The Risk and Insurance Department is charged for the salary and fringe benefits of the Personnel Assistant position responsible for benefits administration. That revenue shown in Health Care Administration is included in the 2023 budget for \$79,637.
- The Risk and Insurance Department is charged back for administrative services of the Personnel Assistant. This revenue is recorded in Other Departmental Chargeback. The 2023 amount budgeted is \$26,000.
- The majority of Personnel staff have many years of experience in the Department and along with this experience much institutional knowledge that is extremely difficult to replace at time of staff retirements. Most recently, two long term staff retired resulting in a loss of valuable knowledge and experience.
- In October 2021, the Personnel Officer retired, and the position was filled by promoting the employee in the Deputy Personnel Officer position. This led to the promotion of a Personnel Assistant into a Personnel Associate position.
- In early 2022, the lone Personnel Assistant who interfaces with all jurisdictions regarding the eligible lists, probationary reports and other civil service functions retired adding to the loss of valuable talent from the department. We transferred an employee from another department to train in this function and we are fortunate that this employee has been performing well.
- Long-term staff are expected to retire in the next few years, therefore making it critical for us to hire new staff to train in anticipation of these retirements. The addition of a Personnel Associate Trainee position will help accomplish this.

Personnel 13000001

<u>Title of Position</u>	<u>Grade/Unit</u>	As of July 5, 2022				
		<u>2021 Actuals</u>	<u>Current Authorized</u>	<u>2023 Requested</u>	<u>2023 Recommended</u>	<u>2023 Adopted</u>
<u>Full-Time Positions</u>						
Personnel Officer	H Admin	1	1	1	1	1
Deputy Personnel Officer	D Admin	0	0	1	1	1
Deputy Personnel Officer	B Admin	1	1	0	0	0
Senior Personnel Associate	22 Admin	0	0	1	1	1
Senior Personnel Associate	20 Admin	1	1	0	0	0
Personnel Associate	20 Admin	0	0	1	1	1
Personnel Associate	18 Admin	1	1	0	0	0
Personnel Assistant	15 Admin	0	0	5	5	5
Secretary	14 Admin	1	1	1	1	1
Personnel Assistant	13 Admin	4	4	0	0	0
Keyboard Specialist	9 Admin	1	1	0	0	0
Total Full-Time Positions		10	10	10	10	10
<u>Part-Time Positions</u>						
Clerk	7 Admin	1	1	0	0	0
Personnel Clerk	9 Admin	0	0	1	1	1
Total Part-Time Positions		1	1	1	1	1
Total Positions		11	11	11	11	11

REPORT:BP032

BROOME COUNTY GOVERNMENT
REVENUE AND APPROPRIATION SUMMARY BY DEPARTMENT

FUND: 1010 General Operating
DEPT: 13000000 Personnel

Account	2021 Actuals	2022 Budget	2022 YTD Actuals As of 11/17/22	2023 Budget Requested	2023 Budget Recommended	2023 Budget Adopted
0000002 Departmental Income						
5000204 CIVIL SERVICE APPLICATION FEE	13,536	13,200	8,958	13,000	13,000	13,000
5000301 HEALTH CARE ADMINISTRATION	63,866	66,887	0	79,637	79,637	79,637
5000333 OTHER DEPARTMENTAL CHARGEBACK	26,000	26,000	0	26,000	26,000	26,000
0000002 Departmental Income Total	103,402	106,087	8,958	118,637	118,637	118,637
0000007 Misc Interfund Revenues						
5000546 Trust Account Inflows	13,526	0	0	0	0	0
0000007 Misc Interfund Revenues Total	13,526	0	0	0	0	0
Rev Totals for Dept: 13000000	116,928	106,087	8,958	118,637	118,637	118,637
0000010 Personnel Service						
6001000 SALARIES FULL-TIME	435,377	483,294	369,223	549,989	589,048	589,048
6001001 SALARIES PART-TIME	6,039	12,308	9,131	12,926	12,926	12,926
6001002 SALARIES TEMPORARY	13,029	8,000	13,041	8,000	8,000	8,000
6001003 SALARIES OVERTIME	1,172	0	882	0	0	0
0000010 Personnel Service Totals	455,617	503,602	392,277	570,915	609,974	609,974
0000040 Contractual Expenditures						
6004012 OFFICE SUPPLIES	1,349	2,500	1,217	2,500	2,500	2,500
6004105 DUES AND MEMBERSHIPS	330	400	0	400	400	400
6004106 GENERAL OFFICE EXPENSES	301	300	16	300	300	300
6004137 ADVERTISING AND PROMOTION EXPE	1,620	500	0	500	500	500
6004139 Trust Account Outflows	3,768	0	0	0	0	0
6004160 MILEAGE AND PARKING-LOCAL	0	100	50	100	100	100
6004161 TRAVEL HOTEL AND MEALS	818	2,600	1,553	3,500	3,500	3,500
6004162 EDUCATION AND TRAINING	513	650	440	650	650	650
6004163 MANAGEMENT TRAINING PROGRAM	0	100	0	100	100	100
6004168 OTHER PERSONNEL EXPENSES	0	100	0	100	100	100
6004169 DAY TRIP MEAL REIMBURSEMENT	0	50	0	50	50	50
6004196 COPYING MACHINE RENTALS	792	768	544	850	850	850
6004573 OTHER FEES FOR SERVICES	11,619	6,000	50	6,000	6,000	6,000

BROOME COUNTY GOVERNMENT
REVENUE AND APPROPRIATION SUMMARY BY DEPARTMENT

FUND: 1010 General Operating
DEPT: 13000000 Personnel

Account	2021 Actuals	2022 Budget	2022 YTD Actuals As of 11/17/22	2023 Budget Requested	2023 Budget Recommended	2023 Budget Adopted
0000040 Contractual Expenditures Totals	21,110	14,068	3,870	15,050	15,050	15,050
0000041 Chargeback Expenses						
6004602 INSURANCE PREMIUM CHARGEBACK	547	707	530	919	919	919
6004606 TELEPHONE BILLING ACCOUNT	0	0	0	3,750	3,750	3,750
6004609 DATA PROCESSING CHARGEBACKS	0	0	0	272	272	272
0000041 Chargeback Expenses Totals	547	707	530	4,941	4,941	4,941
0000080 Employee Benefits						
6008001 STATE RETIREMENT	66,843	71,109	55,655	93,899	101,711	101,711
6008002 SOCIAL SECURITY	32,232	36,855	28,159	42,473	45,461	45,461
6008004 WORKERS COMPENSATION	1,849	1,672	1,254	3,705	3,705	3,705
6008006 LIFE INSURANCE	75	150	43	150	150	150
6008007 HEALTH INSURANCE	106,429	124,073	70,485	94,100	94,100	94,100
6008009 RETIREE HEALTH INSURANCE	135,925	167,928	103,843	176,324	176,324	176,324
6008012 EMPLOYEE TUITION REIMBURSEMENT	5,782	12,000	3,500	12,000	12,000	12,000
6008013 HEALTH INS - RETIRE INCENTIVE	1,412	0	0	0	0	0
0000080 Employee Benefits Totals	350,547	413,787	262,939	422,651	433,451	433,451
Exp Totals for Dept: 13000000	827,821	932,164	659,616	1,013,557	1,063,416	1,063,416
Total for Dept: 13000000	-710,893	-826,077	-650,658	-894,920	-944,779	-944,779

Public Defender

Public Defender

Legal Representation

- Pretrial
- Criminal Court
- Probation
- Parole
- Appellate
- Drug Law Resentencing
- Counsel at Arraignment
- Sex Offender Risk Assessment
- Specialty Courts
 - Drug/DWI
 - Integrated Domestic Violence
 - Domestic Violence
 - Veterans

Investigation

Administration

- Grants Administration

Aid to Defense

- Office of Indigent Legal Services

Public Defender

Mission Statement

Our goal is to provide client-centered representation and zealous advocacy in all courts throughout Broome County with support from our team of advocates, investigators, interpreters and other staff. We endeavor to ensure that those facing incarceration have their constitutional and statutory rights protected, that the law is administered with neither discrimination nor disproportionate punishment, and further, that no one who is innocent is wrongfully convicted. Our commitment is to treat our clients with dignity, compassion, and fairness.

Description

The Public Defender's Office provides legal representation to all indigent persons accused of crimes in Broome County as mandated by the Constitutions of the United States and the State of New York. This office, with support from our team of advocates, investigators, interpreters and other staff, acts as defense counsel from arraignment through trial and all stages of appeal for criminal cases ranging from simple violations to homicides. We also represent those subject to violations of probation or parole. This involves the full range of investigatory, pretrial, sentence mitigation and appellate representation required in criminal cases. This office services each of the 19 Village and Town Justice Courts, the Broome County Centralized Arraignment Part, the Binghamton City Court, Superior Courts of Broome County, and all higher Appellate Courts. Attorneys and Investigators are on call 24 hours a day, seven days a week to assist recent arrestees.

Public Defender 14000001

<u>Title of Position</u>	<u>Grade/Unit</u>	As of July 5,2022				
		<u>2021 Actuals</u>	<u>Current Authorized</u>	<u>2023 Requested</u>	<u>2023 Recommended</u>	<u>2023 Adopted</u>
<u>Full-Time Positions</u>						
Public Defender	AT-6	1	1	1	1	1
Chief Assistant Public Defender	AT-4	1	1	1	1	1
Senior Assistant Public Defender	AT-3	3	3	3	3	3
Assistant Public Defender II	AT-2	3	3	3	3	3
Assistant Public Defender I	AT-1	3	1	1	1	1
Chief Investigator - Public Defender	27 Admin	1	1	1	1	1
Investigator - Public Defender	21 Admin	1	1	1	1	1
Secretary	13 CSEA	1	1	1	1	1
Stenographic Secretary	13 CSEA	1	1	1	1	1
Intake Specialist	11 CSEA	3	3	3	3	3
Keyboard Specialist	8 CSEA	3	3	3	3	3
Criminal Law Associate	17 Admin	0	2	2	2	2
Total Full-Time Positions		21	21	21	21	21
<u>Part-Time Positions</u>						
Total Part-Time Positions		0	0	0	0	0
Total Positions		21	21	21	21	21

BROOME COUNTY GOVERNMENT
REVENUE AND APPROPRIATION SUMMARY BY DEPARTMENT

FUND: 1010 General Operating
DEPT: 14000000 Public Defender

Account	2021 Actuals	2022 Budget	2022 YTD Actuals As of 11/17/22	2023 Budget Requested	2023 Budget Recommended	2023 Budget Adopted
0000002 Departmental Income						
5000110 PUBLIC DEFENDER SERVICES	224	0	0	0	0	0
0000002 Departmental Income Total	224	0	0	0	0	0
0000007 Misc Interfund Revenues						
5000534 TRANSFER FROM INSURANCE RESERV	0	13,227	13,227	0	0	0
5000545 CREDIT CARD REBATES	10	0	24	0	0	0
0000007 Misc Interfund Revenues Total	10	13,227	13,251	0	0	0
0000008 State Aid						
5000802 INDIGENT PAROLEES	8,270	2,300	50,781	2,300	2,300	2,300
5000818 MAJOR OFFENCE PUBLIC DEFENDER	29,200	9,550	19,100	9,550	9,550	9,550
0000008 State Aid Total	37,470	11,850	69,881	11,850	11,850	11,850
Rev Totals for Dept: 14000000	37,704	25,077	83,132	11,850	11,850	11,850
0000010 Personnel Service						
6001000 SALARIES FULL-TIME	1,236,801	1,375,394	932,906	1,352,264	1,448,847	1,448,847
6001002 SALARIES TEMPORARY	5,243	0	8,958	0	0	0
6001008 STAND-BY PAY	21,600	0	12,275	0	0	0
0000010 Personnel Service Totals	1,263,644	1,375,394	954,139	1,352,264	1,448,847	1,448,847
0000040 Contractual Expenditures						
6004010 BOOKS AND SUBSCRIPTIONS	11,207	10,000	287	10,000	10,000	10,000
6004012 OFFICE SUPPLIES	8,941	8,000	8,656	8,000	8,000	8,000
6004041 PHOTOGRAPHIC SUPPLIES	0	25	0	25	25	25
6004046 GAS OIL GREASE AND DIESEL FUEL	0	25	0	25	25	25
6004100 POSTAGE AND FREIGHT	0	100	0	100	100	100
6004105 DUES AND MEMBERSHIPS	1,190	500	0	500	500	500
6004106 GENERAL OFFICE EXPENSES	95	5,000	0	5,000	5,000	5,000
6004131 PHOTOGRAPHIC EXPENSES	44	25	0	25	25	25

REPORT:BP032

BROOME COUNTY GOVERNMENT
REVENUE AND APPROPRIATION SUMMARY BY DEPARTMENT

FUND: 1010 General Operating
DEPT: 14000000 Public Defender

Account	2021 Actuals	2022 Budget	2022 YTD Actuals As of 11/17/22	2023 Budget Requested	2023 Budget Recommended	2023 Budget Adopted
6004160 MILEAGE AND PARKING-LOCAL	0	8,000	462	5,000	5,000	5,000
6004161 TRAVEL HOTEL AND MEALS	0	100	0	100	100	100
6004162 EDUCATION AND TRAINING	159	100	0	100	100	100
6004168 OTHER PERSONNEL EXPENSES	60	180	0	180	180	180
6004169 DAY TRIP MEAL REIMBURSEMENT	0	25	0	25	25	25
6004196 COPYING MACHINE RENTALS	3,564	8,100	6,830	8,100	8,100	8,100
6004203 INSURANCE CLAIMS	0	13,227	13,227	0	0	0
6004255 CONTRACTED SERVICES	0	10,000	0	10,000	10,000	10,000
6004536 WITNESS EXPENSES	7,718	5,000	0	2,500	2,500	2,500
6004538 LEGAL CHARGES AND FEES	0	3,000	105	1,000	1,000	1,000
6004541 STENOGRAPHIC SERVICES	893	3,000	79	2,000	2,000	2,000
0000040 Contractual Expenditures Totals	33,871	74,407	29,646	52,680	52,680	52,680
0000041 Chargeback Expenses						
6004602 INSURANCE PREMIUM CHARGEBACK	2,423	2,962	2,221	4,094	4,094	4,094
6004606 TELEPHONE BILLING ACCOUNT	0	0	0	10,465	10,465	10,465
6004609 DATA PROCESSING CHARGEBACKS	0	0	0	45,955	45,955	45,955
6004614 OTHER CHARGEBACK EXPENSES	0	0	0	45	45	45
6004615 GASOLINE CHARGEBACK	744	1,375	390	2,250	2,250	2,250
6004616 FLEET SERVICE CHARGEBACK	4,880	5,000	5,000	5,250	5,250	5,250
6004617 DUPLICATING/PRINTING CHARGEBAC	0	0	0	1,191	1,191	1,191
6004618 OFFICE SUPPLIES CHARGEBACK	0	0	0	5,797	5,797	5,797
0000041 Chargeback Expenses Totals	8,047	9,337	7,611	75,047	75,047	75,047
0000060 Principal on Indebtedness						
6006008 PRINCIPAL ON CAPITAL LEASE	3,555	0	0	0	0	0
0000060 Principal on Indebtedness Totals	3,555	0	0	0	0	0
0000070 Interest on Indebtedness						
6007005 INTEREST ON CAPITAL LEASE	819	0	0	0	0	0
0000070 Interest on Indebtedness Totals	819	0	0	0	0	0
0000080 Employee Benefits						
6008001 STATE RETIREMENT	188,323	226,090	150,288	243,733	263,050	263,050
6008002 SOCIAL SECURITY	91,650	105,217	69,555	103,465	110,854	110,854

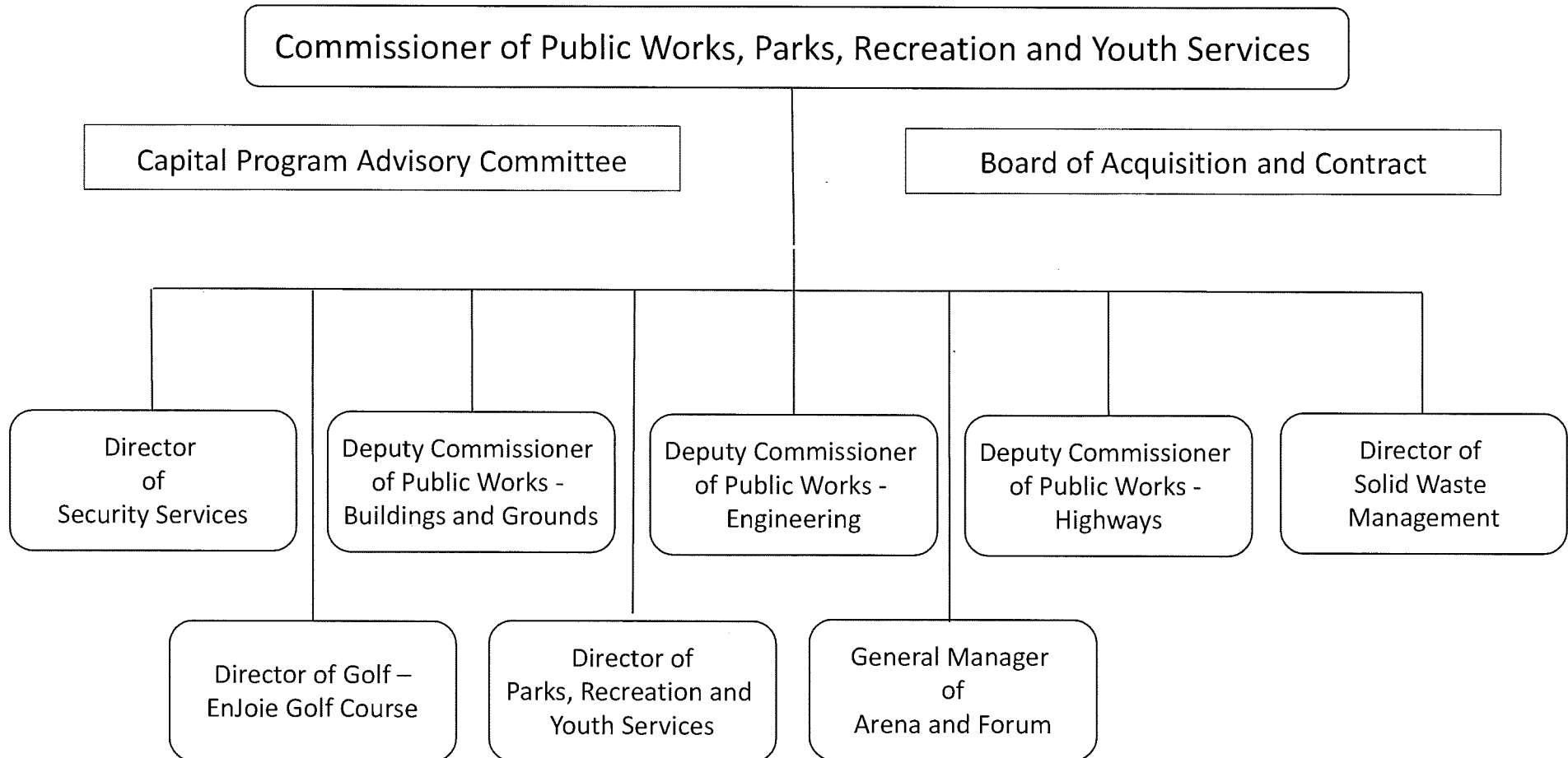
REPORT:BF032

BROOME COUNTY GOVERNMENT
 REVENUE AND APPROPRIATION SUMMARY BY DEPARTMENT

FUND: 1010 General Operating
 DEPT: 14000000 Public Defender

Account	2021 Actuals	2022 Budget	2022 YTD Actuals As of 11/17/22	2023 Budget Requested	2023 Budget Recommended	2023 Budget Adopted
6008004 WORKERS COMPENSATION	15,021	16,132	12,099	21,577	21,577	21,577
6008006 LIFE INSURANCE	156	315	78	315	315	315
6008007 HEALTH INSURANCE	207,415	279,984	132,852	239,470	239,470	239,470
6008009 RETIREE HEALTH INSURANCE	72,090	75,695	50,463	79,480	79,480	79,480
6008010 DISABILITY INSURANCE	664	704	373	704	704	704
6008011 UNEMPLOYMENT INSURANCE	0	0	1,750	0	0	0
0000080 Employee Benefits Totals	575,319	704,137	417,458	688,744	715,450	715,450
Exp Totals for Dept: 14000000	1,885,255	2,163,275	1,408,854	2,168,735	2,292,024	2,292,024
Total for Dept: 14000000	-1,847,551	-2,138,198	-1,325,722	-2,156,885	-2,280,174	-2,280,174

Public Works, Parks, Recreation and Youth Services



Public Works, Parks, Recreation and Youth Services Administration

Mission Statement

To provide leadership, management, oversight and support to all divisions within the Public Works, Parks, Recreation and Youth Services Department.

Description

Provides general administrative functions to other divisions of the department, including management and leadership support related to coordination between the department divisions and the executive and legislative branches of the county government. This includes support with capital improvement program planning and implementation, as well as division budgeting and support with general administrative needs.

2023 Objectives

- To provide high-quality management of all department divisions with an emphasis on continued first-class service of Public Works functions to both county staff and residents of Broome County.
- To provide efficient and cost-effective guidance and organizational leadership with the primary goal of maintaining and improving the physical attributes of Broome County through good planning and implementation of the county's capital improvement program.

- Centralize administrative functions between all department divisions to better distribute workload and cross-train for absences and continuity of functions.

2023 Budget Highlights

- To continue to provide the administrative resources and management support necessary for the Department of Public Works, Parks, Recreation and Youth Services to maintain existing levels of service.
- To begin the process of centralizing the Public Works administrative positions all within the DPW-Administration budget by moving these positions out of individual division budgets.

Public Works, Parks, Recreation and Youth Services 15010001
Administration

<u>Title of Position</u>	<u>Grade/Unit</u>	As of July 5, 2022				
		<u>2021 Actuals</u>	<u>Current Authorized</u>	<u>2023 Requested</u>	<u>2023 Recommended</u>	<u>2023 Adopted</u>
<u>Full-Time Positions</u>						
Commissioner of Public Works, Parks, Recreation and Youth Services	I Admin	1	1	1	1	1
Principal Account Clerk	13 CSEA	1	1	1	1	1
Public Works Office Assistant *	ASFME	0	0	1	1	1
Public Works Clerk **	ASFME	0	0	1	1	1
Total Full-Time Positions		2	2	4	4	4
<u>Part-Time Positions</u>						
None						
Total Part-Time Positions		0	0	0	0	0
Total Positions		2	2	4	4	4

* Public Works Office Assistant position transferred from Highway County Road (29010205) in 2023

** One Public Works Clerk position moved from Highway County Road (29010205) in 2023

BROOME COUNTY GOVERNMENT
 REVENUE AND APPROPRIATION SUMMARY
 BY DEPARTMENT AND DIVISION

FUND: 1010 General Operating
 DEPT: 15000000 Public Works
 DIV: 01 DPW-Admin

Account	2021 Actuals	2022 Budget	2022 YTD Actuals As of 11/17/22	2023 Budget Requested	2023 Budget Recommended	2023 Budget Adopted
15000000 Public Works						
0000002 Departmental Income						
5000333 OTHER DEPARTMENTAL CHARGEBACK	68,100	70,570	70,570	72,866	72,866	72,866
0000002 Departmental Income Totals	68,100	70,570	70,570	72,866	72,866	72,866
0000007 Misc Interfund Revenues						
5000530 REFUNDS OF PRIOR YEARS EXPENDI	290	0	1,256	0	0	0
0000007 Misc Interfund Revenues Totals	290	0	1,256	0	0	0
Rev Total for Div: 1501	68,390	70,570	71,826	72,866	72,866	72,866
0000010 Personnel Service						
6001000 SALARIES FULL-TIME	117,590	131,571	108,990	223,503	228,290	228,290
0000010 Personnel Service Totals	117,590	131,571	108,990	223,503	228,290	228,290
0000040 Contractual Expenditures						
6004012 OFFICE SUPPLIES	345	300	140	360	360	360
6004162 EDUCATION AND TRAINING	420	1,000	0	1,000	1,000	1,000
6004196 COPYING MACHINE RENTALS	210	1,980	1,650	1,980	1,980	1,980
0000040 Contractual Expenditures Totals	975	3,280	1,790	3,340	3,340	3,340
0000041 Chargeback Expenses						
6004602 INSURANCE PREMIUM CHARGEBACK	832	1,087	815	1,412	1,412	1,412
6004609 DATA PROCESSING CHARGEBACKS	0	0	0	512	512	512
0000041 Chargeback Expenses Totals	832	1,087	815	1,924	1,924	1,924
0000060 Principal on Indebtedness						
6006008 PRINCIPAL ON CAPITAL LEASE	731	0	0	0	0	0
0000060 Principal on Indebtedness Totals	731	0	0	0	0	0

REPORT:BP033

BROOME COUNTY GOVERNMENT
REVENUE AND APPROPRIATION SUMMARY
BY DEPARTMENT AND DIVISION

FUND: 1010 General Operating
DEPT: 15000000 Public Works
DIV: 01 DPW-Admin

Account	2021 Actuals	2022 Budget	2022 YTD Actuals As of 11/17/22	2023 Budget Requested	2023 Budget Recommended	2023 Budget Adopted
0000070 Interest on Indebtedness						
6007005 INTEREST ON CAPITAL LEASE	166	0	0	0	0	0
0000070 Interest on Indebtedness Totals	166	0	0	0	0	0
0000080 Employee Benefits						
6008001 STATE RETIREMENT	19,509	23,250	17,553	41,816	42,774	42,774
6008002 SOCIAL SECURITY	8,501	10,065	7,864	17,097	17,463	17,463
6008004 WORKERS COMPENSATION	510	395	296	953	953	953
6008006 LIFE INSURANCE	16	30	9	60	60	60
6008007 HEALTH INSURANCE	23,511	20,009	21,102	46,521	46,521	46,521
6008009 RETIREE HEALTH INSURANCE	61,933	63,779	44,187	69,594	69,594	69,594
6008010 DISABILITY INSURANCE	32	88	73	88	88	88
0000080 Employee Benefits Totals	114,012	117,616	91,084	176,129	177,453	177,453
Exp Total for Div: 1501	234,306	253,554	202,679	404,896	411,007	411,007
Total for Div: 15000000	-165,916	-182,984	-130,853	-332,030	-338,141	-338,141

Buildings and Grounds

Commissioner of Public Works, Parks,
Recreation and Youth Services

Deputy Commissioner of Public Works –
Building and Grounds

Facility Maintenance

Primary maintenance operations (repairs and construction) at County facilities including: plumbing, electrical, HVAC, doors, locks, painting and sidewalk repairs
Operation and maintenance of the County's 34 emergency generators
Snow removal and salting of parking lots and sidewalks

Custodial Services

Clean buildings (offices, hallways and rest rooms), strip and wax hard floors, shampoo carpets, move furniture and relocate offices
Maintain yards and gardens
Snow removal and winter maintenance (sidewalks, walkways and parking)
Maintenance of necessary stock and janitorial supplies

Fleet Management

Administration and management for county fleet of over 200 vehicles
Conduct fleet inspections and repairs as required
Maintain fleet repair records and generate reports
Manage fleet stock and supplies
Responsible for fleet purchasing and replacement

Construction Services

Repair and construction at County facilities (rest rooms, roofs, landscaping, pavilions, etc.)
Mowing and maintenance at county watersheds and solar arrays
Snow removal and hauling from parks and other facilities
Tree pruning and removal
Movement of equipment to county events

Government Plaza - Tripartite

Maintenance of the common areas of the government complex including:
Snow removal and salting of exterior areas
Maintenance of shared parking areas including: lighting, sprinklers, carbon monoxide system, sump pumps and emergency generators
Maintenance of the pedestrian bridge

Facility Management

Full time facility management personnel at:
Willow Point Nursing Facility
Visions Veterans Memorial Area
Public Safety Facility
Responsible for total facility maintenance plus management and maintenance of specialty equipment and systems (fire, security, etc.) including coordination of outside contractor work

Public Works, Parks, Recreation and Youth Services Buildings and Grounds

Mission Statement

To provide a diverse range of efficient and cost-effective high-quality services, which will ensure uninterrupted facility utilization while providing an atmosphere of professionalism to both internal and external customers.

Description

Provide primary maintenance operations to the Court House complex, the fleet garage, George Harvey Justice Building, Edwin L. Crawford County Office Building, public safety facility, dog shelter, and Intermodal facility.

Provide secondary maintenance operations to the Binghamton Regional Airport, Library, Arena, Forum, Health Department, Public Transportation, Social Services, Department of Motor Vehicles, and Willow Point Nursing Home.

Provide primary maintenance operations of the Governmental Plaza under the tripartite agreement.

2023 Objectives

- Provide a pleasant, safe, and healthy environment for Broome County employees and external customers.
- To minimize risk to county employees and residents from natural and man-made disasters.
- To maximize facility assets by minimizing equipment failure.

2023 Budget Highlights

- Maintain physical betterments of county in a cost-effective manner.
- Assist other department divisions utilizing part-time labor.

Public Works,Parks, Recreation and Youth Services 15020101
Buildings and Grounds

<u>Title of Position</u>	<u>Grade/Unit</u>	2021 <u>Actuals</u>	As of 7/5/2022 Current <u>Authorized</u>	2023 <u>Requested</u>	2023 <u>Recommended</u>	2023 <u>Adopted</u>
<u>Full-Time Positions</u>						
Deputy Commissioner of Public Works,Parks, Recreation and Youth Services/Buildings and Grounds	F Admin	1	1	1	1	1
Facilities Manager	22 BAPA	4	4	4	4	4
Park Operations Manager	AFSCME	1	1	1	1	1
Electrician	AFSCME	2	2	2	2	2
Senior Maintenance Mechanic	AFSCME	10	10	11	11	11
Stationary Engineer	AFSCME	2	2	2	2	2
Construction Worker	AFSCME	3	3	3	3	3
HVAC Systems Technician III	AFSCME	4	4	4	4	4
Custodial Supervisor	AFSCME	1	1	1	1	1
Custodial Worker	AFSCME	13	13	14	14	14
Total Full-Time Positions		41	41	43	43	43
<u>Part-Time Positions</u>						
None						
Total Part-Time Positions		0	0	0	0	0
Total Positions		41	41	43	43	43

REPORT:BP033

BROOME COUNTY GOVERNMENT
 REVENUE AND APPROPRIATION SUMMARY
 BY DEPARTMENT AND DIVISION

FUND: 1010 General Operating
 DEPT: 15000000 Public Works
 DIV: 02 DPW-Bldgs/Grounds

Account	2021 Actuals	2022 Budget	2022 YTD Actuals As of 11/17/22	2023 Budget Requested	2023 Budget Recommended	2023 Budget Adopted
0000002 Departmental Income						
5000165 MISCELLANECUS	0	0	6	0	0	0
5000186 REIMBURSEMENT - GOVERNMENT PLA	132,614	180,000	83,552	180,000	180,000	180,000
5000302 BUILDING SERVICE CHARGEBACKS	446,067	562,030	301,317	562,030	562,030	562,030
5000312 RENTAL CHARGEBACKS	972	30,924	0	30,924	30,924	30,924
0000002 Departmental Income Totals	579,653	772,954	384,875	772,954	772,954	772,954
0000006 Sale of Prop and Comp for Loss						
5000510 SALE OF SCRAP & EXCESS MATERIA	3,273	1,000	1,862	1,250	1,250	1,250
0000006 Sale of Prop and Comp for Loss Totals	3,273	1,000	1,862	1,250	1,250	1,250
0000007 Misc Interfund Revenues						
5000530 REFUNDS OF PRIOR YEARS EXPENDI	1,592	0	7,965	0	0	0
5000534 TRANSFER FROM INSURANCE RESERV	16,894	276	1,830	300	300	300
5000538 ENERGY REIMBURSEMENT	9,811	0	9,974	10,000	10,000	10,000
5000545 CREDIT CARD REBATES	713	0	181	0	0	0
0000007 Misc Interfund Revenues Totals	29,010	276	19,950	10,300	10,300	10,300
0000008 State Aid						
5000809 STATE AID - COURT FACILITIES	242,389	300,000	375,290	300,000	300,000	300,000
0000008 State Aid Totals	242,389	300,000	375,290	300,000	300,000	300,000
Rev Total for Div: 1502	854,325	1,074,230	781,977	1,084,504	1,084,504	1,084,504
0000010 Personnel Service						
6001000 SALARIES FULL-TIME	2,005,070	2,106,641	1,735,478	2,223,705	2,227,771	2,227,771
6001002 SALARIES TEMPORARY	386,138	432,000	222,290	404,648	404,648	404,648
6001003 SALARIES OVERTIME	67,293	70,000	55,976	72,000	72,000	72,000
6001004 SALARIES SHIFT DIFFERENTIAL	3,526	6,500	4,188	6,500	6,500	6,500
6001006 OUT OF TITLE PAY	8,183	4,000	5,317	4,000	4,000	4,000
6001008 STAND-BY PAY	1,210	1,000	1,033	1,000	1,000	1,000

BROOME COUNTY GOVERNMENT
 REVENUE AND APPROPRIATION SUMMARY
 BY DEPARTMENT AND DIVISION

FUND: 1010 General Operating
 DEPT: 15000000 Public Works
 DIV: 02 DPW-Bldgs/Grounds

Account	2021 Actuals	2022 Budget	2022 YTD Actuals As of 11/17/22	2023 Budget Requested	2023 Budget Recommended	2023 Budget Adopted
6001009 OTHER PERSONNEL SERVICES	9,900	10,000	10,275	12,500	12,500	12,500
0000010 Personnel Service Totals	2,481,320	2,630,141	2,034,557	2,724,353	2,728,419	2,728,419
0000040 Contractual Expenditures						
6004005 SNOW REMOVAL MATERIALS & SUPPL	4,050	11,000	2,959	12,000	12,000	12,000
6004006 GARAGE & SHOP OPERATIONAL SUPP	18,958	12,000	11,171	16,000	16,000	16,000
6004010 BOOKS AND SUBSCRIPTIONS	236	100	0	100	100	100
6004012 OFFICE SUPPLIES	1,174	1,200	117	1,200	1,200	1,200
6004020 DPW BLDG SERVICE SUPPLIES	11	0	0	0	0	0
6004021 BLDG MAINTENANCE SUPPLIES	66,620	65,500	57,730	80,250	80,250	80,250
6004022 FUEL AND HEATING SUPPLIES	221,192	260,000	209,247	312,500	312,500	312,500
6004023 BLDG AND GROUNDS SUPPLIES	70,202	104,000	52,837	117,750	117,750	117,750
6004040 MOTOR EQUIPMENT SUPPLIES	14,823	12,000	19,606	20,600	20,600	20,600
6004046 GAS OIL GREASE AND DIESEL FUEL	2,278	3,000	2,615	8,000	8,000	8,000
6004047 TIRES AND TUBES	2,017	2,500	0	2,500	2,500	2,500
6004048 MISC OPERATIONAL SUPPLIES	76,818	72,000	55,362	97,000	97,000	97,000
6004052 UNIFORMS	4,940	3,500	851	3,500	3,500	3,500
6004054 SAFETY SUPPLIES	7,522	8,500	6,514	9,500	9,500	9,500
6004055 COMPUTER SOFTWARE AND SUPPLIES	0	1,000	0	1,000	1,000	1,000
6004100 POSTAGE AND FREIGHT	27	50	0	50	50	50
6004112 BLDG GROUNDS AND EQUIP REPAIR	0	6,500	225	6,500	6,500	6,500
6004113 WATER AND SEWAGE CHARGES	272,331	280,000	156,692	291,750	291,750	291,750
6004115 ELECTRIC CURRENT	416,921	680,000	355,356	729,000	729,000	729,000
6004117 BUILDING AND GROUNDS EXPENSES	493,925	310,000	284,802	322,000	322,000	322,000
6004130 MOTOR EQUIP REPAIRS AND MAINT	0	0	749	1,000	1,000	1,000
6004133 UNIFORM AND CLOTHING ALLOWANCE	0	500	0	500	500	500
6004138 OTHER OPERATIONAL EXPENSES	4,919	15,000	11,935	15,000	15,000	15,000
6004161 TRAVEL HOTEL AND MEALS	271	1,000	0	1,000	1,000	1,000
6004162 EDUCATION AND TRAINING	0	5,000	150	5,000	5,000	5,000
6004191 OUTSIDE RENTALS-MACHINERY	0	1,000	200	1,000	1,000	1,000
6004196 COPYING MACHINE RENTALS	155	2,000	0	2,000	2,000	2,000
6004200 PROPERTY LOSS	6,980	0	1,554	500	500	500
6004203 INSURANCE CLAIMS	9,914	276	276	300	300	300
0000040 Contractual Expenditures Totals	1,696,284	1,857,626	1,230,948	2,057,500	2,057,500	2,057,500
0000041 Chargeback Expenses						
6004602 INSURANCE PREMIUM CHARGEBACK	47,643	62,709	47,032	81,894	81,894	81,894
6004604 DPW SECURITY CHARGEBACKS	108,912	116,277	58,139	120,393	120,393	120,393
6004606 TELEPHONE BILLING ACCOUNT	0	0	0	5,684	5,684	5,684

REPORT:BP033

BROOME COUNTY GOVERNMENT
REVENUE AND APPROPRIATION SUMMARY
BY DEPARTMENT AND DIVISION

FUND: 1010 General Operating
DEPT: 15000000 Public Works
DIV: 02 DPW-Bldgs/Grounds

Account	2021 Actuals	2022 Budget	2022 YTD Actuals As of 11/17/22	2023 Budget Requested	2023 Budget Recommended	2023 Budget Adopted
6004614 OTHER CHARGEBACK EXPENSES	3,386	0	5,013	5,000	5,000	5,000
6004615 GASOLINE CHARGEBACK	44,376	63,250	33,587	103,500	103,500	103,500
6004616 FLEET SERVICE CHARGEBACK	75,640	77,500	77,500	84,000	84,000	84,000
6004619 BUILDING SERVICE CHARGEBACK	7,063	15,000	23,896	15,000	15,000	15,000
6004626 TRANSPORTATION SERVICES CHARGE	29,630	44,205	44,205	46,268	46,268	46,268
0000041 Chargeback Expenses Totals	316,650	378,941	289,372	461,739	461,739	461,739
0000060 Principal on Indebtedness						
6006008 PRINCIPAL ON CAPITAL LEASE	4,248	0	0	0	0	0
0000060 Principal on Indebtedness Totals	4,248	0	0	0	0	0
0000070 Interest on Indebtedness						
6007005 INTEREST ON CAPITAL LEASE	752	0	0	0	0	0
0000070 Interest on Indebtedness Totals	752	0	0	0	0	0
0000080 Employee Benefits						
6008001 STATE RETIREMENT	352,450	384,110	292,458	421,051	421,864	421,864
6008002 SOCIAL SECURITY	179,371	201,003	146,640	208,248	208,559	208,559
6008004 WORKERS COMPENSATION	152,515	148,657	111,493	151,453	151,453	151,453
6008006 LIFE INSURANCE	327	615	183	615	615	615
6008007 HEALTH INSURANCE	462,395	498,095	422,375	564,901	564,901	564,901
6008009 RETIREE HEALTH INSURANCE	458,153	481,047	309,844	480,635	480,635	480,635
0000080 Employee Benefits Totals	1,605,211	1,713,527	1,282,993	1,826,903	1,828,027	1,828,027
Exp Total for Div: 1502	6,104,465	6,580,235	4,837,870	7,070,495	7,075,685	7,075,685
Total for Div: 15000000	-5,250,140	-5,506,005	-4,055,893	-5,985,991	-5,991,181	-5,991,181

Engineering

Commissioner of Public Works, Parks,
Recreation, and Youth Services

Deputy Commissioner of Public Works –
Engineering

Facilities

Manage large scale facility capital programs and consultant contracts for large scale rehabilitation and replacement projects
Code review and compliance coordination for all County building permits
Interdepartmental support to multiple departments for facility design of building repairs and upgrades

Bridges and Culverts

Manage bridge rehabilitation and repair Capital Assets
Manage Federal Aid projects and consultant contracts
Address bridge structural and safety flag conditions
Inspect large county culverts and coordinate repairs with Highways and/or contractors
Interdepartmental support Highways for bridge and culvert repairs and upgrades

Environmental Compliance

Watershed inspections, annual reporting and regulatory compliance
PBS/SPCC compliance and county system upgrades
MS4 program tracking, implementation and reporting - countywide
Parks environmental permits support
County-wide GIS mapping of assets and infrastructure inventory

Highways and General Civil

Roadway repairs and upgrades
Utility projects (storm, water and sewer)
Pavement Management
ADA Transition Plan and compliance
Bike and pedestrian ways
239 reviews
Parks Engineering – site, facilities, parking lots, etc.
Interdepartmental support Planning, Transit, and others

Public Works, Parks, Recreation and Youth Services Engineering

Mission Statement

To provide quality engineering design, support, and project management services required to maintain county infrastructure including roadways, bridges, culverts, parks, and county buildings and facilities; to provide technical support to other Public Works divisions and county departments; and to serve the residents of Broome County.

Description

As a primary unit of the Broome County Department of Public Works, with a principal goal of providing quality engineering services in support of maintaining and upgrading the County's infrastructure (parks, bridges, culverts, roadways, and buildings/facilities). The division accomplishes this mission as follows:

- Implementation and management of projects assigned by the Commissioner of Public Works in conjunction with the Capital Improvement Program identified and approved by the County Legislature;
- Taking the lead in maintenance, repair, and rehabilitation projects related to county bridges and large culverts including design and construction monitoring of bridge and culvert repairs to address structural flags and/or deficiencies;
- Managing facility-related upgrades and projects within the parks system and County-wide;
- Providing engineering support to other units within Public Works as well as to other Departments within the Broome County Government;

- Providing a myriad of other infrastructure and County-wide program management and support functions such as annual monitoring and inspection of the county's dams/watersheds, and petroleum bulk storage facilities, managing and overseeing the county's MS4 program and ADA compliance program, and functioning as the County's code enforcement.

2023 Objectives

The Engineering Division is committed to furnishing engineering services to Broome County in an efficient and cost-effective manner. We strive for engineering excellence and professional staff development. Our long-range objectives include:

- To deliver cost effective service that is timely and responsive to all county-wide departmental and public needs within the limits of the resources available.
- To work in unison with all county departments regarding their maintenance needs and capital improvement programs and to assist in their efforts to develop infrastructure inventory, and repair/upgrade plans:
- To advance the development of a multi-functional engineering division with a multi-disciplined staff, and to promote high technical standards, encourage leadership, and foster career development among existing staff.
- To advance the goal of mapping all county infrastructure using GPS, and to create a geographical information system catalog of this information for use by the DPW.

2023 Budget Highlights

- To strengthen the core efficiencies within the division by promoting our 3rd PE into an Engineer III position so that each of the primary divisions are directed and managed by an E-III level professional engineer.
- To maintain current levels of engineering service to the County and to begin providing shared services to other municipalities as time and resources allow.

Public Works, Parks, Recreation and Youth Services 15030001
Engineering

<u>Title of Position</u>	<u>Grade/Unit</u>	As of July 5, 2022				
		<u>2021 Actuals</u>	<u>Current Authorized</u>	<u>2023 Requested</u>	<u>2023 Recommended</u>	<u>2023 Adopted</u>
<u>Full-Time Positions</u>						
Deputy Commissioner of Public Works,Parks, Recreation and Youth Services/Engineering*	H Admin	1	1	1	1	1
Engineer III	28 BAPA	2	2	3	3	3
Engineer II	24 CSEA	3	3	2	2	2
Engineer I	21 CSEA	2	2	2	2	2
Assistant Engineer **	17 CSEA	3	2	2	2	2
Total Full-Time Positions		11	10	10	10	10
<u>Part-Time Positions</u>						
None		0	0	0	0	0
Total Part-Time Positions		0	0	0	0	0
Total Positions		11	10	10	10	10

* One position unfunded in 2018 , refunded in 2022

** One position unfunded in 2021 , abolished in 2022

BROOME COUNTY GOVERNMENT
 REVENUE AND APPROPRIATION SUMMARY
 BY DEPARTMENT AND DIVISION

FUND: 1010 General Operating
 DEPT: 15000000 Public Works
 DIV: 03 DPW-Engineering

Account	2021 Actuals	2022 Budget	2022 YTD Actuals As of 11/17/22	2023 Budget Requested	2023 Budget Recommended	2023 Budget Adopted
0000007 Misc Interfund Revenues						
5000545 CREDIT CARD REBATES	40	0	6	0	0	0
0000007 Misc Interfund Revenues Totals	40	0	6	0	0	0
0000009 Federal Aid						
5000922 OTHER FEDERAL AID	73,162	55,000	18,266	73,000	73,000	73,000
0000009 Federal Aid Totals	73,162	55,000	18,266	73,000	73,000	73,000
Rev Total for Div: 1503	73,202	55,000	18,272	73,000	73,000	73,000
0000010 Personnel Service						
6001000 SALARIES FULL-TIME	562,804	686,447	490,548	708,191	708,191	708,191
6001002 SALARIES TEMPORARY	14,018	18,225	8,285	19,575	19,575	19,575
6001003 SALARIES OVERTIME	0	6,000	242	6,000	6,000	6,000
0000010 Personnel Service Totals	576,822	710,672	499,075	733,766	733,766	733,766
0000040 Contractual Expenditures						
6004010 BOOKS AND SUBSCRIPTIONS	760	400	0	400	400	400
6004011 DUPLICATING AND PRINTING RM SU	0	480	0	240	240	240
6004012 OFFICE SUPPLIES	103	960	0	840	840	840
6004042 ENGINEERING SUPPLIES	674	1,600	0	1,200	1,200	1,200
6004054 SAFETY SUPPLIES	294	1,000	240	1,000	1,000	1,000
6004100 POSTAGE AND FREIGHT	0	50	0	0	0	0
6004105 DUES AND MEMBERSHIPS	0	200	0	200	200	200
6004137 ADVERTISING AND PROMOTION EXPE	1,558	1,200	767	1,200	1,200	1,200
6004138 OTHER OPERATIONAL EXPENSES	0	500	682	0	0	0
6004162 EDUCATION AND TRAINING	960	2,200	800	2,200	2,200	2,200
6004196 COPYING MACHINE RENTALS	1,418	1,620	945	1,620	1,620	1,620
6004572 ENGINEERING AND ARCHITECTURAL	1,480	0	1,645	5,000	5,000	5,000
0000040 Contractual Expenditures Totals	7,247	10,210	5,079	13,900	13,900	13,900

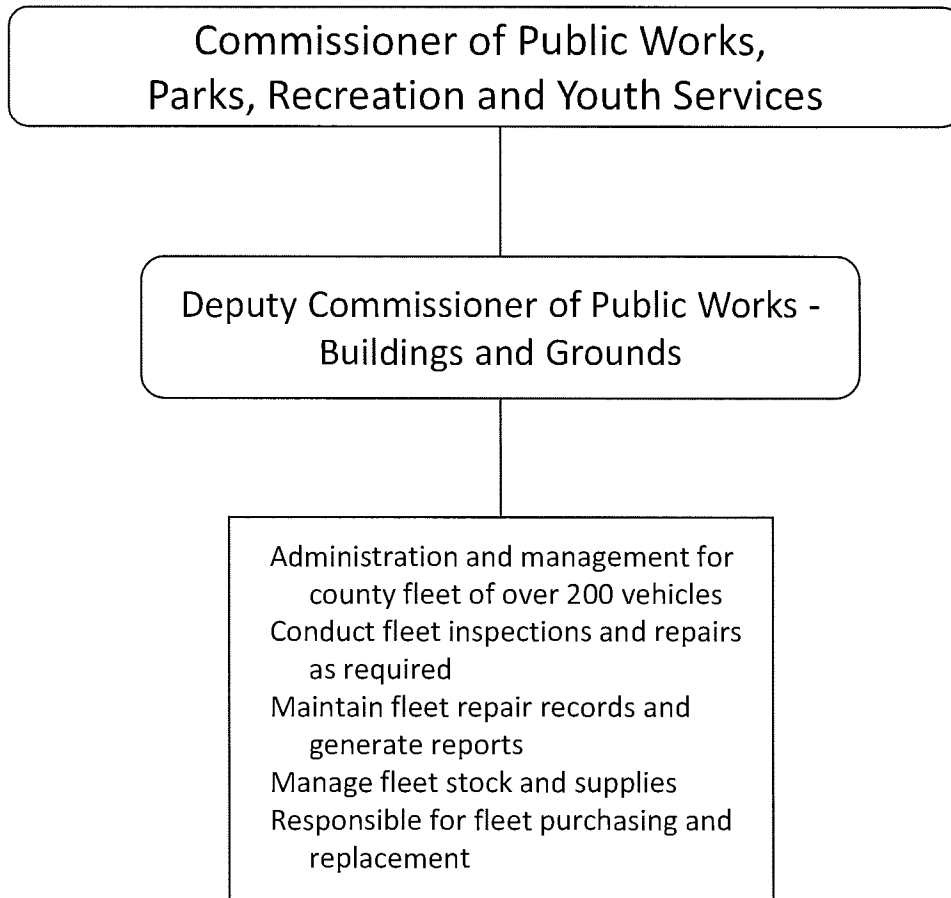
REPORT:BP033

BROOME COUNTY GOVERNMENT
REVENUE AND APPROPRIATION SUMMARY
BY DEPARTMENT AND DIVISION

FUND: 1010 General Operating
DEPT: 15000000 Public Works
DIV: 03 DPW-Engineering

Account	2021 Actuals	2022 Budget	2022 YTD Actuals As of 11/17/22	2023 Budget Requested	2023 Budget Recommended	2023 Budget Adopted
0000041 Chargeback Expenses						
6004609 DATA PROCESSING CHARGEBACKS	0	0	0	9,000	9,000	9,000
6004610 PERSONNEL SERVICES CHARGEBACKS	0	0	0	39,620	39,620	39,620
6004615 GASOLINE CHARGEBACK	4,158	5,500	2,753	9,000	9,000	9,000
6004616 FLEET SERVICE CHARGEBACK	9,760	10,000	10,000	10,500	10,500	10,500
6004626 TRANSPORTATION SERVICES CHARGE	9,482	0	0	0	0	0
0000041 Chargeback Expenses Totals	23,400	15,500	12,753	68,120	68,120	68,120
0000060 Principal on Indebtedness						
6006008 PRINCIPAL ON CAPITAL LEASE	460	0	0	0	0	0
0000060 Principal on Indebtedness Totals	460	0	0	0	0	0
0000070 Interest on Indebtedness						
6007005 INTEREST ON CAPITAL LEASE	91	0	0	0	0	0
0000070 Interest on Indebtedness Totals	91	0	0	0	0	0
0000080 Employee Benefits						
6008001 STATE RETIREMENT	84,679	108,560	72,381	124,504	124,504	124,504
6008002 SOCIAL SECURITY	40,413	54,366	34,843	56,110	56,110	56,110
6008004 WORKERS COMPENSATION	3,285	3,060	2,295	4,361	4,361	4,361
6008006 LIFE INSURANCE	69	150	38	150	150	150
6008007 HEALTH INSURANCE	116,794	124,263	114,803	156,777	156,777	156,777
6008009 RETIREE HEALTH INSURANCE	254,761	269,638	171,871	273,953	273,953	273,953
6008010 DISABILITY INSURANCE	534	616	451	616	616	616
6008013 HEALTH INS - RETIRE INCENTIVE	1,412	0	0	0	0	0
0000080 Employee Benefits Totals	501,947	560,653	396,682	616,471	616,471	616,471
Exp Total for Div: 1503	1,109,967	1,297,035	913,589	1,432,257	1,432,257	1,432,257
Total for Div: 15000000	-1,036,765	-1,242,035	-895,317	-1,359,257	-1,359,257	-1,359,257
Total for Dept: 15000000	-6,452,821	-6,931,024	-5,082,063	-7,677,278	-7,688,579	-7,688,579

Fleet Management



Public Works, Parks, Recreation and Youth Services Fleet Management

Mission Statement

To provide and maintain a fleet of vehicles that will meet the needs of the individual departments with respect to safety, efficiency, and ease of operation.

Description

Maintain the fleet vehicles from purchase to disposal in accordance with the established Broome County Fleet Management Vehicle Replacement Policy/Program. Vehicles are purchased per state contract prices and are serviced and inspected for safety. Vehicles are disposed of when replacement funds become available through the capital improvement program.

2023 Objectives

- To develop a newer more fuel-efficient fleet.
- To continue to purchase new vehicles to meet criteria on alternatively fueled vehicles.
- To reduce the incident ratio on repairs to vehicles.

2023 Budget Highlights

- Maintain a fleet of safe vehicles cost effectively.
- Purchase fuel efficient vehicles to contain costs.

Public Works, Parks, Recreation and Youth Services 09000001
 Fleet Management

<u>Title of Position</u>	<u>Grade/Unit</u>	2021 <u>Actuals</u>	As of July 5,2022 Current <u>Authorized</u>	2023 <u>Requested</u>	2023 <u>Recommended</u>	2023 <u>Adopted</u>
<u>Full-Time Positions</u>						
Automotive Mechanic	17 CSEA	0	0	3	3	3
Automotive Mechanic	13 CSEA	3	3	0	0	0
Total Full-Time Positions		3	3	3	3	3
<u>Part-Time Positions</u>						
None						
Total Part-Time Positions		0	0	0	0	0
Total Positions		3	3	3	3	3

REPORT:BP032

BROOME COUNTY GOVERNMENT
REVENUE AND APPROPRIATION SUMMARY BY DEPARTMENT

FUND: 2070 Fleet Operating

DEPT: 09000000 Fleet Management

Account	2021 Actuals	2022 Budget	2022 YTD Actuals As of 11/17/22	2023 Budget Requested	2023 Budget Recommended	2023 Budget Adopted
0000002 Departmental Income						
5000189 OTHER LOCAL GOVERNMENTS	39,895	44,000	32,802	74,850	74,850	74,850
5000229 BCC CHARGES	12,076	27,500	10,702	47,500	47,500	47,500
5000303 CHARGES FOR USE OF COUNTY CAR	175,525	133,550	133,550	179,699	179,699	179,699
5000304 CHARGES FOR GAS	325,786	459,051	220,954	747,900	747,900	747,900
5000326 CHARGEBACKS-MOTOR VEH SERVICE	504,750	510,000	510,000	588,000	588,000	588,000
0000002 Departmental Income Total	1,058,032	1,174,101	908,008	1,637,949	1,637,949	1,637,949
0000003 Use of Money						
5000451 INTEREST AND EARNINGS	152	800	587	800	800	800
0000003 Use of Money Total	152	800	587	800	800	800
0000006 Sale of Prop and Comp for Loss						
5000518 SALE OF EQUIPMENT	15,228	0	0	0	0	0
0000006 Sale of Prop and Comp for Loss Total	15,228	0	0	0	0	0
0000007 Misc Interfund Revenues						
5000532 PREMIUM & ACCRUED INT ON OBLIG	3,774	0	0	0	0	0
5000551 CHANGE IN OPEB LIABILITY	146,754	0	0	0	0	0
5000570 EARNINGS ON TEMPORARY INVESTME	38	0	0	0	0	0
0000007 Misc Interfund Revenues Total	150,566	0	0	0	0	0
0000009 Federal Aid						
5000952 ARRA DEBT REIMBURSEMENT	1,705	1,574	1,200	1,369	1,369	1,369
0000009 Federal Aid Total	1,705	1,574	1,200	1,369	1,369	1,369
Rev Totals for Dept: 09000000	1,225,683	1,176,475	909,795	1,640,118	1,640,118	1,640,118

0000010 Personnel Service

BROOME COUNTY GOVERNMENT
REVENUE AND APPROPRIATION SUMMARY BY DEPARTMENT

FUND: 2070 Fleet Operating
DEPT: 09000000 Fleet Management

Account	2021 Actuals	2022 Budget	2022 YTD Actuals As of 11/17/22	2023 Budget Requested	2023 Budget Recommended	2023 Budget Adopted
6001000 SALARIES FULL-TIME	132,003	135,427	89,712	160,509	160,509	160,509
6001003 SALARIES OVERTIME	1,085	2,000	1,879	2,000	2,000	2,000
6001006 OUT OF TITLE PAY	98	300	72	300	300	300
0000010 Personnel Service Totals	133,186	137,727	91,663	162,809	162,809	162,809
0000040 Contractual Expenditures						
6004006 GARAGE & SHOP OPERATIONAL SUPP	423	0	24	500	500	500
6004010 BOOKS AND SUBSCRIPTIONS	726	400	0	400	400	400
6004040 MOTOR EQUIPMENT SUPPLIES	103,783	72,000	101,022	90,000	90,000	90,000
6004046 GAS OIL GREASE AND DIESEL FUEL	370,945	497,240	454,278	823,552	823,552	823,552
6004047 TIRES AND TUBES	33,448	25,000	29,303	25,000	25,000	25,000
6004048 MISC OPERATIONAL SUPPLIES	1,694	6,000	2,195	6,000	6,000	6,000
6004052 UNIFORMS	0	500	0	500	500	500
6004054 SAFETY SUPPLIES	0	1,000	0	1,000	1,000	1,000
6004117 BUILDING AND GROUNDS EXPENSES	0	6,000	0	5,500	5,500	5,500
6004130 MOTOR EQUIP REPAIRS AND MAINT	4,190	11,000	2,954	10,000	10,000	10,000
6004138 OTHER OPERATIONAL EXPENSES	5,554	5,000	2,916	5,000	5,000	5,000
6004162 EDUCATION AND TRAINING	0	500	0	500	500	500
6004504 OTHER FINANCIAL SERVICES	100	83	63	100	100	100
0000040 Contractual Expenditures Totals	520,863	624,723	592,755	968,052	968,052	968,052
0000041 Chargeback Expenses						
6004601 INDIRECT COSTS	19,169	20,621	0	24,825	24,825	24,825
6004602 INSURANCE PREMIUM CHARGEBACK	1,763	2,260	1,695	2,827	2,827	2,827
6004606 TELEPHONE BILLING ACCOUNT	960	1,252	793	1,146	1,146	1,146
6004609 DATA PROCESSING CHARGEBACKS	30,857	32,111	16,056	22,611	22,611	22,611
6004615 GASOLINE CHARGEBACK	2,430	5,500	1,700	9,000	9,000	9,000
0000041 Chargeback Expenses Totals	55,179	61,744	20,244	60,409	60,409	60,409
0000042 Depreciation						
6004804 DEPRECIATION - MOTOR VEHICLES	205,156	0	18,476	0	0	0
6004805 DEPRECIATION - MACHINERY & EQU	1,345	0	0	0	0	0
0000042 Depreciation Totals	206,501	0	18,476	0	0	0
0000060 Principal on Indebtedness						

REPORT:BP032

BROOME COUNTY GOVERNMENT
REVENUE AND APPROPRIATION SUMMARY BY DEPARTMENT

FUND: 2070 Fleet Operating

DEPT: 09000000 Fleet Management

Account	2021 Actuals	2022 Budget	2022 YTD Actuals As of 11/17/22	2023 Budget Requested	2023 Budget Recommended	2023 Budget Adopted
6006000 PRINCIPAL ON SERIAL BONDS	0	20,084	20,084	20,877	20,877	20,877
6006001 PRINCIPAL ON BANS	0	215,922	0	292,705	292,705	292,705
0000060 Principal on Indebtedness Totals	0	236,006	20,084	313,582	313,582	313,582
0000070 Interest on Indebtedness						
6007000 INTEREST ON SERIAL BONDS	5,351	4,478	3,404	3,259	3,259	3,259
6007001 INTEREST ON BANS	7,209	4,426	1,455	11,960	11,960	11,960
0000070 Interest on Indebtedness Totals	12,560	8,904	4,859	15,219	15,219	15,219
0000080 Employee Benefits						
6008001 STATE RETIREMENT	21,700	24,371	16,987	30,977	30,977	30,977
6008002 SOCIAL SECURITY	9,568	10,553	6,927	12,531	12,531	12,531
6008004 WORKERS COMPENSATION	1,532	2,514	1,886	3,238	3,238	3,238
6008005 WORKERS COMP LT LIABILITY	4,761	0	0	0	0	0
6008006 LIFE INSURANCE	24	45	13	45	45	45
6008007 HEALTH INSURANCE	24,398	30,819	26,030	32,360	32,360	32,360
6008008 CHANGE IN OPEB LIABILITY	0	2,260	0	2,260	2,260	2,260
6008009 RETIREE HEALTH INSURANCE	33,628	36,545	24,363	38,372	38,372	38,372
6008010 DISABILITY INSURANCE	206	264	215	264	264	264
0000080 Employee Benefits Totals	95,817	107,371	76,421	120,047	120,047	120,047
Exp Totals for Dept: 09000000	1,024,106	1,176,475	824,502	1,640,118	1,640,118	1,640,118
Total for Dept: 09000000	201,577	0	85,293	0	0	0

Purchasing

Director of Purchasing

Purchasing and Procurement Processes
Board of Acquisition and Contract Support
Letter contracts
Best Value/Multi-municipal contract development
Annual Surplus Auction
Bid and Request For Proposal specification
development
General Contract Administration
Supervision and Implementation of the
Competitive Bid Process
Procurement Card Program
Internal and External Outreach Training

Purchasing

Mission Statement

To provide quality service through effective teamwork and communication with county departments, political subdivisions, state agencies and vendors in a commitment to obtain the desired goods and services at the lowest possible cost in a professional, ethical, responsible, and responsive and timely manner in accordance with county and state municipal laws.

Description

The Department of Purchasing is responsible, in whole or part for:

- The cost-efficient procurement of approximately 401 million dollars of supplies, materials, equipment, and services for Broome County Government.
- Establishment of County purchasing standards.
- Supervision and implementation of the competitive bidding process.
- Review, preparation and publication of solicitation specifications.
- Publication of legal notices for solicitations.
- Award notifications.
- Processing of Letter Contracts, Board of Acquisition and Contract (BAC) requests and processing approximately 5,000 purchase orders.
- General contract administration including issuance of notices of default.

- Being the lead agency for service, maintenance and commodity contracts including annual auction, janitorial supplies, office supplies, vending services, and equipment contracts.
- Supervision of the County procurement card programs; County Surplus Auction, vendor purchase programs, vending services.
- Maintain the Purchasing page on County website.
- Supplier relations, department relations, internal & external training and reporting.
- The relocation, scrapping or selling of obsolete or surplus equipment and vehicles through the bidding process or annual auction (open to the political subdivisions) which generates revenue for all participants.

The Department of Purchasing allows the political subdivisions and any New York State County to participate in purchase contracts. The legislation in Albany passed into law the provision for “piggybacking” on service contracts between counties and municipalities. Adopting a Best Value Local Law allows the County to purchase from National Cooperative Contracts.

Accessibility of our contracts to other municipalities and utilizing National Cooperatives eliminates wasteful bidding or shopping, duplication of time, effort, administration costs, advertising expenses, etc. and has resulted in lower prices generated by the combined larger volume.

2023 Objectives

- Continue to expand the County's outreach on BidNet's e-procurement system to post county solicitations. This system increases exposure to County solicitations for prospective bidders, promotes widespread competition and results in better prices for Broome County.
- Continue to provide internal & external education on purchasing goods and services in accordance with General Municipal Law sections 103 and 104.
- Continue to educate local businesses on Best Value and how to do business with Broome County through vendor outreach programs, MWBE and Disabled Veterans workshops.
- Continue our work with Information Technology to implement interdepartmental paperless transactions which will greatly enhance productivity and reduce paper and copier use.
- Promote responsible use of Procurement and Travel cards within Broome County departments.
- Ensure procurement card and travel card controls are being upheld based on New York State Purchasing guidelines, County law, policies and procedures.
- Continue expanding the annual auction to include additional political sub-divisions.
- In addition to the annual surplus auction, implement monthly live and on-line bidding.

2023 Budget Highlights

- Restart the process of electronic bidding (post-Covid).
- Meet with local municipalities to promote national cooperative purchasing and shared services.
- Continue internal education on PeopleSoft Financials and our purchasing and procurement processes.
- Continue promoting internally and externally on the benefits of purchasing via national cooperatives.
- Expand outreach to educate local businesses on how to do business with Broome County and how to join national cooperatives to keep purchases local.
- Create website portal for Best Value tutorials with links to training materials and links to the national cooperatives. Include dates training opportunities will be held.
- Continue the monthly online and live auctions outside of the annual surplus auction.

Purchasing 16000001

<u>Title of Position</u>	<u>Grade/Unit</u>	As of		<u>2023</u> <u>Requested</u>	<u>2023</u> <u>Recommended</u>	<u>2023</u> <u>Adopted</u>
		<u>2021</u> <u>Actuals</u>	<u>July 5,2022</u> <u>Current</u> <u>Authorized</u>			
<u>Full-Time Positions</u>						
Director of Purchasing	F Admin	1	1	1	1	1
Purchasing Agent	20 BAPA	0	1	1	1	1
Senior Buyer	15 BAPA	1	0	1	1	1
Buyer	14 CSEA	2	2	1	1	1
Total Full-Time Positions		4	4	4	4	4
<u>Part-Time Positions</u>						
None						
Total Part-Time Positions		0	0	0	0	0
Total Positions		4	4	4	4	4

REPORT:BP032

BROOME COUNTY GOVERNMENT
REVENUE AND APPROPRIATION SUMMARY BY DEPARTMENT

FUND: 1010 General Operating
DEPT: 16000000 Purchasing

Account	2021 Actuals	2022 Budget	2022 YTD Actuals As of 11/17/22	2023 Budget Requested	2023 Budget Recommended	2023 Budget Adopted
0000003 Use of Money						
5000470 VENDING MACHINE	1,292	950	0	950	950	950
0000003 Use of Money Total	1,292	950	0	950	950	950
0000006 Sale of Prop and Comp for Loss						
5000518 SALE OF EQUIPMENT	4,606	4,500	-60	4,500	4,500	4,500
0000006 Sale of Prop and Comp for Loss Total	4,606	4,500	-60	4,500	4,500	4,500
0000007 Misc Interfund Revenues						
5000545 CREDIT CARD REBATES	11	0	11	0	0	0
0000007 Misc Interfund Revenues Total	11	0	11	0	0	0
Rev Totals for Dept: 16000000	5,909	5,450	-49	5,450	5,450	5,450
0000010 Personnel Service						
6001000 SALARIES FULL-TIME	158,210	195,252	166,338	205,817	220,288	220,288
6001002 SALARIES TEMPORARY	9,262	0	0	0	0	0
0000010 Personnel Service Totals	167,472	195,252	166,338	205,817	220,288	220,288
0000040 Contractual Expenditures						
6004010 BOOKS AND SUBSCRIPTIONS	95	95	120	175	175	175
6004012 OFFICE SUPPLIES	590	800	112	1,000	1,000	1,000
6004045 TRAINING AND EDUCATIONAL SUPPL	0	0	125	0	0	0
6004105 DUES AND MEMBERSHIPS	200	240	390	600	600	600
6004106 GENERAL OFFICE EXPENSES	2,357	7,500	2,495	7,500	7,500	7,500
6004137 ADVERTISING AND PROMOTION EXPE	1,044	5,500	1,341	2,500	2,500	2,500
6004138 OTHER OPERATIONAL EXPENSES	0	550	0	0	0	0
6004161 TRAVEL HOTEL AND MEALS	0	1,600	0	2,100	2,100	2,100
6004162 EDUCATION AND TRAINING	190	800	167	1,600	1,600	1,600
6004196 COPYING MACHINE RENTALS	1,488	2,000	1,116	2,000	2,000	2,000

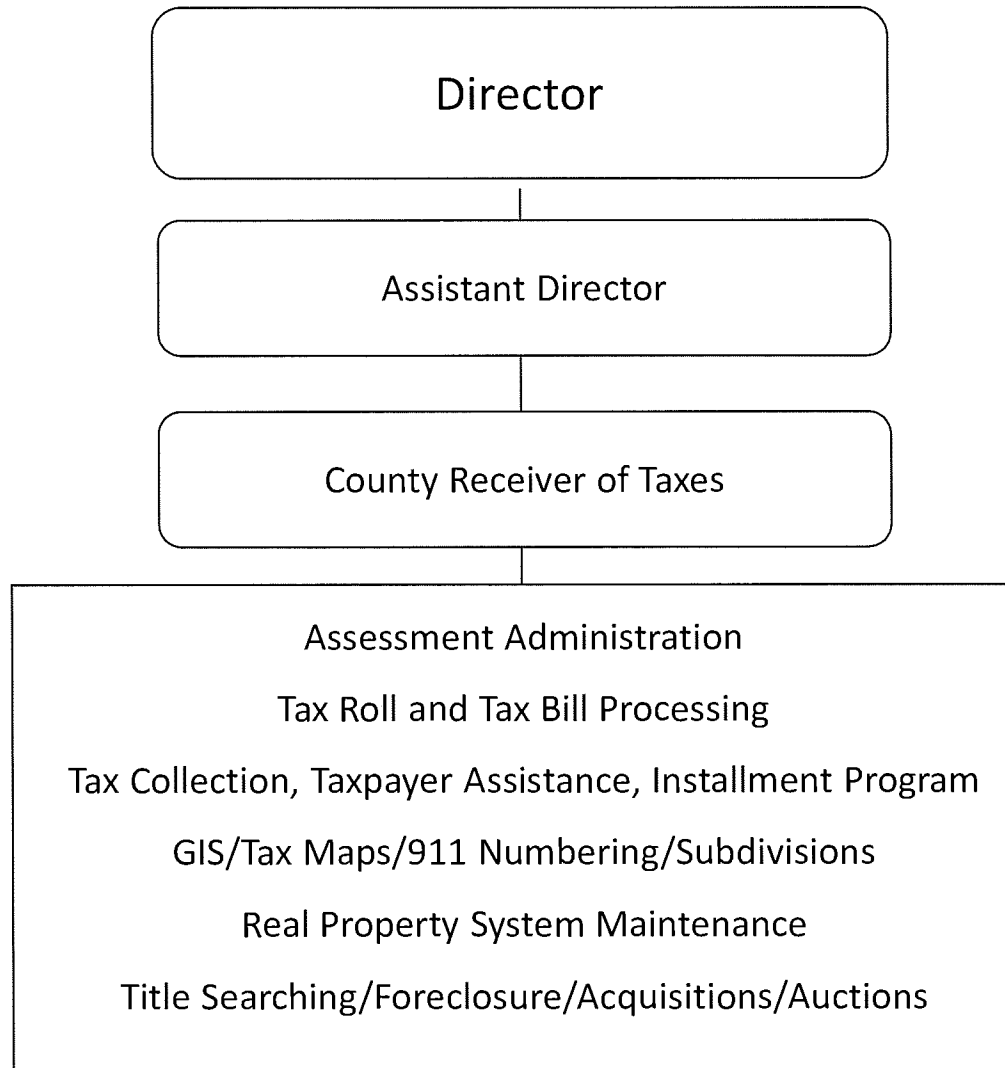
REPORT:BP032

BROOME COUNTY GOVERNMENT
REVENUE AND APPROPRIATION SUMMARY BY DEPARTMENT

FUND: 1010 General Operating
DEPT: 16000000 Purchasing

Account	2021 Actuals	2022 Budget	2022 YTD Actuals As of 11/17/22	2023 Budget Requested	2023 Budget Recommended	2023 Budget Adopted
0000040 Contractual Expenditures Totals	5,964	19,085	5,866	17,475	17,475	17,475
0000041 Chargeback Expenses						
6004602 INSURANCE PREMIUM CHARGEBACK	218	283	283	374	374	374
6004609 DATA PROCESSING CHARGEBACKS	0	0	0	1,096	1,096	1,096
0000041 Chargeback Expenses Totals	218	283	283	1,470	1,470	1,470
0000080 Employee Benefits						
6008001 STATE RETIREMENT	17,549	23,313	17,625	28,204	31,098	31,098
6008002 SOCIAL SECURITY	12,094	14,937	11,472	15,669	16,776	16,776
6008004 WORKERS COMPENSATION	921	873	655	1,501	1,501	1,501
6008006 LIFE INSURANCE	27	60	18	60	60	60
6008007 HEALTH INSURANCE	26,406	39,185	36,927	52,981	52,981	52,981
6008009 RETIREE HEALTH INSURANCE	58,827	61,768	41,179	64,857	64,857	64,857
6008010 DISABILITY INSURANCE	88	176	120	176	176	176
6008013 HEALTH INS - RETIRE INCENTIVE	1,323	0	0	0	0	0
0000080 Employee Benefits Totals	117,235	140,312	107,996	163,448	167,449	167,449
Exp Totals for Dept: 16000000	290,889	354,932	280,483	388,210	406,682	406,682
Total for Dept: 16000000	-284,980	-349,482	-280,532	-382,760	-401,232	-401,232

Real Property Tax Services



Real Property Tax Services

Mission Statement

Real Property Tax Services Department is mandated by New York State Real Property Tax Law, Section 1530, and is responsible for coordination of assessment administration in the towns, villages and city. Under the Broome County Charter, the agency also has tax enforcement and property recording duties. The department operates with authority under the New York State Real Property Tax Laws and County Charter. Additionally, Section 1184 establishes procedures to collect taxes through an installment program, which the department administers. School taxes are collected for the Binghamton City School, Sunrise Terrace, Chenango Valley, Chenango Forks, Deposit, Harpursville, Johnson City, Maine-Endwell, Susquehanna Valley, Union-Endicott, and Whitney Point school districts. Property taxes are also collected for the City of Binghamton and the towns of Binghamton, Chenango, Conklin, Dickinson, Fenton, Kirkwood, Nanticoke and Union. We are a Taxpayer Customer Service driven Department.

Description

Assessment Administration includes the production of assessor field books, tentative and final assessment rolls, annual assessors' reports, annual exemption reports, computation of utility, special franchise, state land, telecommunication and railroad assessments for sixteen Towns, the City of Binghamton and seven Villages. It further requires maintenance of ownership records, assessors training and support, Board of Assessment review training, and tax error investigations for twenty-three County municipalities.

Tax Roll and Bill Processing includes tax corrections and refunds, special district relieves, tax roll balancing, collector input, tax rolls and bills for sixteen Towns, the City of Binghamton, six villages, nineteen school districts, and four hundred fifty special districts. Duties include interfacing with the NY State ORPTS, filing and recording parcel information into the RPS System for proper tax bill printing and issuing individual municipal/school tax warrants in the County.

Foreclosure includes title searches, legal notices, mailings, postings, court filings, financial accounting, property inspections, tax sale auctions, and other enforcement duties, on the annual average of 1,700 delinquent taxpayer properties in the County.

Taxpayer Assistance includes helping taxpayers with assessment issues, exemption clarification, correcting errors in property tax bills, tax map problems, pending tax foreclosures, tax foreclosed property management, municipal code compliance and general assessment administration questions. The Department implements the Tax Installment Agreement Program allowing delinquent taxpayers an opportunity to pay taxes in 24 monthly installments. Plus receiving/recording payments and issuing certificates for redemption, withdrawals and reinstatement. Real Property administers the Hardship Sellback program.

Tax Map includes map changes by deeds including splits, combinations, filing of subdivisions, error investigations, corrections, issuing of maps to sixteen Towns, the City of

Binghamton, seven Villages. The GIS Information System available on County Website is an important tool and gaining in popularity with the public with over 200,000 annual parcel views with 8,900 printing of PDF tax maps. Mapping and RPS provided by Real Property is the source of this information. GIS assists in Economic Development and is a critical function. Mapping issues 911 address location for new parcels.

County Tax Foreclosure, including Social Service and Office of Aging interaction implements; title searches, preparation of legal documents (Deeds, RP-5217's and TP-584's), vouchers, tax searches, appraisals, court documents, and record follow-up. Addressing and insuring proper handling of the Sellback Program opportunity to taxpayers. Establishing the County Real Property tax auction, calculating base tax owed, managing the preparation of the properties, and handling the vacating of occupants and squatters while controlling the cost of the property maintenance.

Tax Collection includes collecting, posting, daily deposit preparation, performing warrant adjustments, sending escrow receipts, assisting taxpayer and escrow companies, resolving problems, reconciliation of property tax warrants and settling with OMB in Broome County and 4 other counties for school tax collection. Switching to **Municipay** for tax payment by credit/debit card and e-check has been highly successful with excellent reporting systems and minimal problems across all towns and school districts. We work with our vendor ATC to roll out a new tested collection system to make for seamless reporting to taxlookup.net.

Installment Program includes the necessary research, implementation, collections, record-keeping, and statistical analysis

to administer over 350 agreements annually. This also includes interacting with taxpayers individually as they request to enter and maintain their agreement. Includes daily interaction with the public in the collection of a debt and the situations that arise. The success rate of this program is eighty-seven percent effective. In 2022, we interfaced directly with the New York Homeowner's Assistance Fund assisting residents to obtain funds for delinquent taxes.

Property Management include securing and repairs to maintain the present condition of foreclosed properties; cooperating and addressing municipal code violations of County owned property and resolving occupant/squatter issues in attempt to minimize the County's liability and increase auction proceeds.

2023 Objectives

- Continue to assist all municipalities within Broome County with their assessment and tax collection goals. Real Property will continue to offer the service of tax collection for any municipality in the county.
- The assessment community will continue to be updated with the most current county and state legislation as it applies to the assessors. We will continue to assist local assessor in Tax Certiorari cases that place local municipalities at risk of unbalancing budgets.
- Internal restructuring within the department will enable the department to operate in a more efficient manner and cross train individuals in multiple disciplines, within

Union guidelines, thus to minimize disruption due to personnel changes or illness.

- Begin discussions that would roll out over a two-year time period to increase the cost in tax collection processing for school districts and towns.
- Enhance a tax collection software program with our Vendor ATC, as they change to a newer version for better support and reporting. This will enable both systems for County tax receiving and potentially current and delinquent tax collection along with other functions necessary for accurate tax collection both at County and City levels.
- Implement practices and procedures at Tax Foreclosure Auction to encourage more participation by owner occupied purchasers. Increase deposits and shorten the time frame to finalize the transaction from auction to transfer of title. Also finalize a Vendor supported Real Property Facebook page to better market and inform the public of available affordable housing through the County Auction process. This was on hold in previous year.

2023 Budget Highlights

- The tax foreclosure auction process is being modified slowly to enhance the average overall values received for the properties. As covid-19 restrictions continue to shrink we are moving back to an indoor venue. We will continue with weekday evening auctions and will continue with eighty or less properties at an auction. We have had between 200 to 300 bidders at an auction which is contributing to higher average bid prices. We intend to use an active Facebook presence with a well-managed outside Vendor to drive our

results We will continue to work on presenting and closing these properties in a timely matter to cut down on thievery, vandalism and squatters, which will lower our cost of maintaining these properties.

- We will continue to build upon our relationships with the municipalities through meetings and communication with Town Supervisors regarding our pending foreclosed properties and interfacing with the Building Code Departments to enhance affordable owner-occupied housing.
- Address the aging and potential retirement of local Assessors across all municipalities within Broome County. The historical knowledge and consistency these individuals retain requires documentation and active succession plan coupled with adequate training program and mentoring.
- Implement the Facebook platform effectively as an educational information tool addressing the complexities of tax assessment, Tax exemption programs, tax grievance, tax payment, Installment payment, tax foreclosure process and tax auction programs.
- Continue our work with the Broome County Landbank to address the demolition of blighted properties and facilitate the selection of both County and City properties for affordable housing programs. Also, will work closely with Southern Door Land Trust to encourage and foster their mission of affordable housing.

Real Property Tax Services 17000001

<u>Title of Position</u>	<u>Grade/Unit</u>	2022 <u>Authorized</u>	As of July 5, 2022 <u>Requested</u>	2023 <u>Requested</u>	2023 <u>Recommended</u>	2023 <u>Adopted</u>
<u>Full-Time Positions</u>						
Director of Real Property Tax Services III	H Admin	1	1	1	1	1
Assistant Director of Real Property Tax Services	21 Admin	1	1	1	1	1
County Receiver of Taxes	20 BAPA	1	1	1	1	1
Real Property Manager	14 BAPA	1	1	1	1	1
Tax Map Technician	18 CSEA	1	1	1	1	1
Real Property Tax Services Specialist	17 CSEA	1	1	1	1	1
Real Property Tax Service Assistant	15 CSEA	1	1	1	1	1
Title Searcher	14 CSEA	1	1	1	1	1
Real Property Tax Service Aide	12 CSEA	1	1	1	1	1
Senior Clerk	8 CSEA	1	1	2	2	2
Total Full-Time Positions		10	10	11	11	11
<u>Part-Time Positions</u>						
None						
Total Part-Time Positions		0	0	0	0	0
Total Positions		10	10	11	11	11

REPORT:BP032

BROOME COUNTY GOVERNMENT
REVENUE AND APPROPRIATION SUMMARY BY DEPARTMENT

FUND: 1010 General Operating

DEPT: 17000000 Real Property Tax Services

Account	2021 Actuals	2022 Budget	2022 YTD Actuals As of 11/17/22	2023 Budget Requested	2023 Budget Recommended	2023 Budget Adopted
0000001 Tax Items						
5000002 GAIN FROM SALE-TAX ACQ PROPERT	3,587,772	1,500,000	1,481,002	1,500,000	1,500,000	1,500,000
0000001 Tax Items Total	3,587,772	1,500,000	1,481,002	1,500,000	1,500,000	1,500,000
0000002 Departmental Income						
5000185 DATA PROCESSING TAX SERVICES	126,736	120,000	112,958	125,000	125,000	125,000
5000227 TITLE SEARCH FEES	336,302	210,000	263,550	225,000	225,000	225,000
5000426 MISCELLANEOUS	3,912	4,000	5,724	4,000	4,000	4,000
5000441 TAX COLLECTION FEES	215,213	200,000	174,205	240,000	240,000	240,000
0000002 Departmental Income Total	682,163	534,000	556,437	594,000	594,000	594,000
0000003 Use of Money						
5000451 INTEREST AND EARNINGS	3,281	10,000	7,609	5,000	5,000	5,000
0000003 Use of Money Total	3,281	10,000	7,609	5,000	5,000	5,000
0000005 Fines and Forfeitures						
5000500 FORFEITURE OF DEPOSITS	0	5,000	28,750	5,000	5,000	5,000
0000005 Fines and Forfeitures Total	0	5,000	28,750	5,000	5,000	5,000
0000006 Sale of Prop and Comp for Loss						
5000517 SALES OF REAL PROPERTY	36,000	0	32,000	20,000	20,000	20,000
0000006 Sale of Prop and Comp for Loss Total	36,000	0	32,000	20,000	20,000	20,000
0000007 Misc Interfund Revenues						
5000530 REFUNDS OF PRIOR YEARS EXPENDI	630	0	547	0	0	0
0000007 Misc Interfund Revenues Total	630	0	547	0	0	0
0000008 State Aid						
5000803 PROPERTY TAX ADMINISTRATION	60,577	50,000	19,586	55,000	55,000	55,000
0000008 State Aid Total	60,577	50,000	19,586	55,000	55,000	55,000

BROOME COUNTY GOVERNMENT
REVENUE AND APPROPRIATION SUMMARY BY DEPARTMENT

FUND: 1010 General Operating
DEPT: 17000000 Real Property Tax Services

Account	2021 Actuals	2022 Budget	2022 YTD Actuals As of 11/17/22	2023 Budget Requested	2023 Budget Recommended	2023 Budget Adopted
Rev Totals for Dept: 17000000	4,370,423	2,099,000	2,125,931	2,179,000	2,179,000	2,179,000
0000010 Personnel Service						
6001000 SALARIES FULL-TIME	501,454	551,457	441,753	592,218	611,713	611,713
6001002 SALARIES TEMPORARY	63,137	54,600	30,864	54,904	54,904	54,904
0000010 Personnel Service Totals	564,591	606,057	472,617	647,122	666,617	666,617
0000040 Contractual Expenditures						
6004010 BOOKS AND SUBSCRIPTIONS	0	500	0	500	500	500
6004012 OFFICE SUPPLIES	4,360	5,000	5,177	6,000	6,000	6,000
6004100 POSTAGE AND FREIGHT	558	532	556	558	558	558
6004105 DUES AND MEMBERSHIPS	175	1,000	780	1,000	1,000	1,000
6004106 GENERAL OFFICE EXPENSES	830	5,700	4,519	5,700	5,700	5,700
6004137 ADVERTISING AND PROMOTION EXPE	10,561	28,000	8,852	28,000	28,000	28,000
6004160 MILEAGE AND PARKING-LOCAL	79	2,000	197	2,000	2,000	2,000
6004162 EDUCATION AND TRAINING	0	1,000	975	1,000	1,000	1,000
6004196 COPYING MACHINE RENTALS	1,227	2,500	2,045	2,500	2,500	2,500
6004584 TAX ACQUIRED PROPERTY EXPENSES	4,813	45,000	615	10,000	10,000	10,000
0000040 Contractual Expenditures Totals	22,603	91,232	23,716	57,258	57,258	57,258
0000041 Chargeback Expenses						
6004602 INSURANCE PREMIUM CHARGEBACK	404	531	398	697	697	697
6004609 DATA PROCESSING CHARGEBACKS	0	0	0	49,556	49,556	49,556
6004619 BUILDING SERVICE CHARGEBACK	0	2,500	1,250	2,500	2,500	2,500
0000041 Chargeback Expenses Totals	404	3,031	1,648	52,753	52,753	52,753
0000060 Principal on Indebtedness						
6006008 PRINCIPAL ON CAPITAL LEASE	6,553	0	0	0	0	0
0000060 Principal on Indebtedness Totals	6,553	0	0	0	0	0

REPORT:BP032

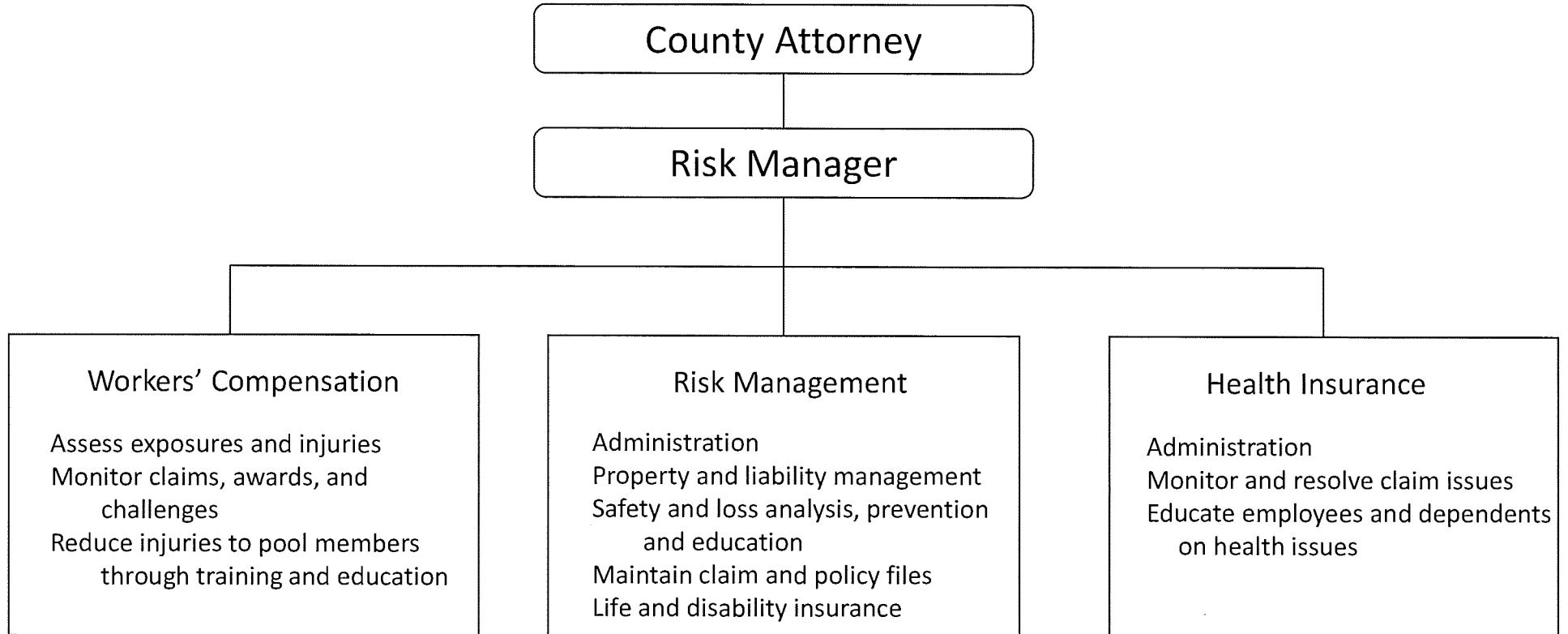
BROOME COUNTY GOVERNMENT
REVENUE AND APPROPRIATION SUMMARY BY DEPARTMENT

FUND: 1010 General Operating

DEPT: 17000000 Real Property Tax Services

Account	2021 Actuals	2022 Budget	2022 YTD Actuals As of 11/17/22	2023 Budget Requested	2023 Budget Recommended	2023 Budget Adopted
0000070 Interest on Indebtedness						
6007005 INTEREST ON CAPITAL LEASE	147	0	0	0	0	0
0000070 Interest on Indebtedness Totals	147	0	0	0	0	0
0000080 Employee Benefits						
6008001 STATE RETIREMENT	79,456	88,960	67,286	103,467	107,366	107,366
6008002 SOCIAL SECURITY	40,747	42,185	33,927	45,303	46,794	46,794
6008004 WORKERS COMPENSATION	12,242	15,982	11,987	12,825	12,825	12,825
6008006 LIFE INSURANCE	84	150	43	165	165	165
6008007 HEALTH INSURANCE	87,395	98,519	77,562	107,588	107,588	107,588
6008009 RETIREE HEALTH INSURANCE	121,386	127,975	85,545	134,717	134,717	134,717
6008010 DISABILITY INSURANCE	454	527	397	615	615	615
6008013 HEALTH INS - RETIRE INCENTIVE	1,500	0	0	0	0	0
0000080 Employee Benefits Totals	343,264	374,298	276,747	404,680	410,070	410,070
Exp Totals for Dept: 17000000	937,562	1,074,618	774,728	1,161,813	1,186,698	1,186,698
Total for Dept: 17000000	3,432,861	1,024,382	1,351,203	1,017,187	992,302	992,302

Risk and Insurance



Risk and Insurance Risk Management

Mission Statement

To maintain an effective program of identifying, controlling and financing risks to the county.

Description

The Office of Risk and Insurance, as part of the Law Department, is responsible for:

- Risk identification through inspections and review of operations.
- Risk control through enforcement of code and regulatory requirements and recommendations for risk containment.
- Risk financing through commercial, funded, or unfunded programs.
- Transferring risk to vendors by requiring and reviewing vendor insurance.
- Claim investigation to aid in claim denial, settlement, or defense.

The County has been self-insured since 1979 when the Risk Management Office was established by Local Law 16 of 1979.

2023 Objectives

- Implement strategies to reduce the total cost of risk using various enterprise risk management concepts.
- Examine Excess Insurance costs to cap liability to the reserve fund.

2023 Budget Highlights

- Continuing budget with appropriate inflationary trends.

Risk and Insurance 18010001, 18020001, 18030001
 Risk Management

As of
 July 5, 2022

<u>Title of Position</u>	<u>Grade/Unit</u>	2021 <u>Actuals</u>	Current <u>Authorized</u>	2023 <u>Requested</u>	2023 <u>Recommended</u>	2023 <u>Adopted</u>
<u>Full-Time Positions</u>						
Manager of Risk and Insurance	H Admin	1	1	1	1	1
Workers' Compensation Analyst	23 Admin	0	1	1	1	1
Workers' Compensation Analyst	22 Admin	1	0	0	0	0
Claims Manager	22 Admin	1	1	1	1	1
Safety Specialist	22 Admin	1	1	1	1	1
Health Insurance Analyst	22 Admin	1	1	1	1	1
Benefits Specialist	16 Admin	0	0	1	1	1
Senior Account Clerk	10 Admin	1	1	1	1	1
Total Full-Time Positions		6	6	7	7	7
<u>Part-Time Positions</u>						
None						
Total Part-Time Positions		0	0	0	0	0
Total Positions		6	6	7	7	7

REPORT:BP032

BROOME COUNTY GOVERNMENT
REVENUE AND APPROPRIATION SUMMARY BY DEPARTMENT

FUND: 2090 Self Insurance Operating
DEPT: 18000000 Risk and Insurance

Account	2021 Actuals	2022 Budget	2022 YTD Actuals As of 11/17/22	2023 Budget Requested	2023 Budget Recommended	2023 Budget Adopted
0000002 Departmental Income						
5000229 BCC CHARGES	96,603	124,609	124,426	162,555	162,555	162,555
5000300 WORKERS COMP ADMINISTRATION	207,551	219,259	0	226,824	226,824	226,824
5000301 HEALTH CARE ADMINISTRATION	154,981	160,544	0	229,715	229,715	229,715
5000306 INSURANCE CHARGEBACK	1,271,717	1,342,400	1,006,796	1,428,156	1,428,156	1,428,156
5000320 COUNTY CONTRIBUTION	95,704	0	0	0	0	0
5000406 ACTIVE EMPLOYEE CONTRIBUTION	108,731	0	0	0	0	0
5000410 DISABILITY ACTIVE EMPLOYEE CON	0	103,253	85,780	102,365	102,365	102,365
5000411 LIFE ACTIVE EMPLOYEE CONTRIBUT	0	223,984	257,420	300,186	300,186	300,186
5000412 DENTAL ACTIVE EMPLOYEE CONTRIB	0	575,065	497,035	580,184	580,184	580,184
5000413 VISION ACTIVE EMPLOYEE CONTRIB	0	170,066	143,874	168,557	168,557	168,557
5000414 DISABILITY COUNTY CONTRIBUTION	0	118,404	73,338	94,191	94,191	94,191
5000415 LIFE COUNTY CONTRIBUTION	0	59,793	6,792	8,302	8,302	8,302
0000002 Departmental Income Total	1,935,287	3,097,377	2,195,461	3,301,035	3,301,035	3,301,035
0000003 Use of Money						
5000451 INTEREST AND EARNINGS	1,143	1,300	3,498	950	950	950
0000003 Use of Money Total	1,143	1,300	3,498	950	950	950
0000006 Sale of Prop and Comp for Loss						
5000520 INSURANCE RECOVERIES	11,535	20,000	0	20,000	20,000	20,000
0000006 Sale of Prop and Comp for Loss Total	11,535	20,000	0	20,000	20,000	20,000
0000007 Misc Interfund Revenues						
5000530 REFUNDS OF PRIOR YEARS EXPENDI	331	4,343	0	0	0	0
5000534 TRANSFER FROM INSURANCE RESERV	0	212,301	0	235,228	269,629	269,629
5000551 CHANGE IN OPEB LIABILITY	122,314	0	0	0	0	0
0000007 Misc Interfund Revenues Total	122,645	216,644	0	235,228	269,629	269,629
Rev Totals for Dept: 18000000	2,070,610	3,335,321	2,198,959	3,557,213	3,591,614	3,591,614

BROOME COUNTY GOVERNMENT
REVENUE AND APPROPRIATION SUMMARY BY DEPARTMENT

FUND: 2090 Self Insurance Operating
DEPT: 18000000 Risk and Insurance

Account	2021 Actuals	2022 Budget	2022 YTD Actuals As of 11/17/22	2023 Budget Requested	2023 Budget Recommended	2023 Budget Adopted
0000010 Personnel Service						
6001000 SALARIES FULL-TIME	371,947	393,847	299,622	444,690	471,639	471,639
6001002 SALARIES TEMPORARY	11,283	12,179	9,076	15,000	15,000	15,000
0000010 Personnel Service Totals	383,230	406,026	308,698	459,690	486,639	486,639
0000040 Contractual Expenditures						
6004010 BOOKS AND SUBSCRIPTIONS	0	100	0	100	100	100
6004012 OFFICE SUPPLIES	618	700	246	700	700	700
6004045 TRAINING AND EDUCATIONAL SUPPL	460	500	0	500	500	500
6004054 SAFETY SUPPLIES	618	1,400	200	1,400	1,400	1,400
6004055 COMPUTER SOFTWARE AND SUPPLIES	0	3,000	0	0	0	0
6004105 DUES AND MEMBERSHIPS	350	400	445	400	400	400
6004160 MILEAGE AND PARKING-LOCAL	0	100	0	100	100	100
6004161 TRAVEL HOTEL AND MEALS	0	1,000	0	1,000	1,000	1,000
6004162 EDUCATION AND TRAINING	775	300	0	500	500	500
6004169 DAY TRIP MEAL REIMBURSEMENT	0	75	0	75	75	75
6004196 COPYING MACHINE RENTALS	878	800	827	800	800	800
6004200 PROPERTY LOSS	135,401	270,000	98,415	284,007	284,007	284,007
6004201 INSURANCE PREMIUMS	358,540	453,307	5,637	539,133	539,133	539,133
6004203 INSURANCE CLAIMS	264,083	375,000	112,463	414,000	414,000	414,000
6004204 COMPENSATION CLAIMS	16,449	10,000	6,780	10,000	10,000	10,000
6004402 LAB SERVICES	14,434	15,500	14,649	16,000	16,000	16,000
6004543 DISABILITY INSURANCE PREMIUM	0	211,657	118,837	186,556	186,556	186,556
6004544 LIFE INSURANCE PREMIUM	0	283,777	281,770	308,488	308,488	308,488
6004545 DENTAL INSURANCE PREMIUM	0	575,065	474,788	580,184	580,184	580,184
6004546 VISION INSURANCE PREMIUM	0	170,006	150,869	168,557	168,557	168,557
6004573 OTHER FEES FOR SERVICES	12,682	40,000	13,757	54,000	54,000	54,000
6004597 DISABILITY INSURANCE PREMIUMS	138,265	0	0	0	0	0
0000040 Contractual Expenditures Totals	943,553	2,412,687	1,279,683	2,566,500	2,566,500	2,566,500
0000041 Chargeback Expenses						
6004601 INDIRECT COSTS	229,882	166,163	0	154,215	154,215	154,215
6004602 INSURANCE PREMIUM CHARGEBACK	263	338	338	440	440	440
6004605 COUNTY ATTORNEY CHARGEBACKS	490	6,125	901	6,125	6,125	6,125
6004606 TELEPHONE BILLING ACCOUNT	3,001	3,015	2,222	2,439	2,439	2,439
6004609 DATA PROCESSING CHARGEBACKS	21,626	23,560	11,780	11,217	11,217	11,217
6004610 PERSONNEL SERVICES CHARGEBACKS	26,000	26,000	0	26,000	26,000	26,000
6004614 OTHER CHARGEBACK EXPENSES	10	36	0	8	8	8
6004617 DUPLICATING/PRINTING CHARGEBAC	1,316	1,636	961	1,440	1,440	1,440

REPORT:BP032

BROOME COUNTY GOVERNMENT
REVENUE AND APPROPRIATION SUMMARY BY DEPARTMENT

FUND: 2090 Self Insurance Operating
DEPT: 18000000 Risk and Insurance

Account	2021 Actuals	2022 Budget	2022 YTD Actuals As of 11/17/22	2023 Budget Requested	2023 Budget Recommended	2023 Budget Adopted
6004618 OFFICE SUPPLIES CHARGEBACK	6,195	5,596	2,956	5,838	5,838	5,838
0000041 Chargeback Expenses Totals	288,783	232,469	19,158	207,722	207,722	207,722
0000080 Employee Benefits						
6008001 STATE RETIREMENT	59,594	70,059	52,641	82,959	88,349	88,349
6008002 SOCIAL SECURITY	26,921	31,061	21,468	34,969	37,031	37,031
6008004 WORKERS COMPENSATION	1,876	1,898	1,424	3,451	3,451	3,451
6008006 LIFE INSURANCE	49	90	25	105	105	105
6008007 HEALTH INSURANCE	95,575	99,828	85,455	116,554	116,554	116,554
6008009 RETIREE HEALTH INSURANCE	76,013	81,203	54,135	85,263	85,263	85,263
0000080 Employee Benefits Totals	260,028	284,139	215,148	323,301	330,753	330,753
Exp Totals for Dept: 18000000	1,875,594	3,335,321	1,822,687	3,557,213	3,591,614	3,591,614
Total for Dept: 18000000	195,016	0	376,272	0	0	0

Risk and Insurance
Health Insurance

Mission Statement

Provide a cost-effective alternative to commercial health insurance for eligible current and former county employees.

Description

The Health Insurance Fund, established by Resolution 81-298, is an Internal Services Fund providing health claims administration including in-patient and out-patient medical treatment, and prescription drug coverage.

2023 Objectives

- Continue to improve, explore cost saving programs and increase administrative efficiencies to improve the County's profitability by reducing health insurance costs.
- Closely monitor and manage high-cost claimants of the Plan to keep cost minimal.

2023 Budget Highlights

- Continuing budget with appropriate inflationary trends.
- Continue to leverage the pharmacy coalition to offset typical municipal pharmacy inflationary trends. The goal is to help the health plan save money by combining our purchasing power.

REPORT:BP032

BROOME COUNTY GOVERNMENT
REVENUE AND APPROPRIATION SUMMARY BY DEPARTMENT

FUND: 2080 Health Insurance Operating
DEPT: 18000000 Risk and Insurance

Account	2021 Actuals	2022 Budget	2022 YTD Actuals As of 11/17/22	2023 Budget Requested	2023 Budget Recommended	2023 Budget Adopted
0000002 Departmental Income						
5000229 BCC CHARGES	10,125,203	10,699,028	7,979,708	11,153,057	11,153,057	11,153,057
5000320 COUNTY CONTRIBUTION	31,596,121	33,183,861	24,749,368	33,741,967	33,741,967	33,741,967
5000406 ACTIVE EMPLOYEE CONTRIBUTION	4,135,394	4,350,330	3,566,484	4,305,369	4,305,369	4,305,369
5000407 RETIREE CONTRIBUTION	3,756,319	3,900,327	3,342,910	4,194,152	4,194,152	4,194,152
5000408 SURVIVOR & VESTED CONTRIBUTION	128,370	154,391	98,677	157,745	157,745	157,745
5000409 COBRA CONTRIBUTION	49,533	2,000	28,103	2,000	2,000	2,000
5000426 MISCELLANEOUS	3,268	0	0	0	0	0
0000002 Departmental Income Total	49,794,208	52,289,937	39,765,250	53,554,290	53,554,290	53,554,290
0000003 Use of Money						
5000451 INTEREST AND EARNINGS	4,223	4,000	14,447	3,800	3,800	3,800
0000003 Use of Money Total	4,223	4,000	14,447	3,800	3,800	3,800
0000006 Sale of Prop and Comp for Loss						
5000520 INSURANCE RECOVERIES	172,979	0	171,233	0	0	0
0000006 Sale of Prop and Comp for Loss Total	172,979	0	171,233	0	0	0
0000007 Misc Interfund Revenues						
5000542 PRESCRIPTION REBATES	4,682,406	4,000,000	2,288,758	5,000,000	5,000,000	5,000,000
5000545 CREDIT CARD REBATES	39	0	14	0	0	0
5000546 Trust Account Inflows	15,681	0	0	0	0	0
0000007 Misc Interfund Revenues Total	4,698,126	4,000,000	2,288,772	5,000,000	5,000,000	5,000,000
0000009 Federal Aid						
5000959 EGWP SUBSIDY	1,237,316	1,000,000	811,701	950,000	950,000	950,000
0000009 Federal Aid Total	1,237,316	1,000,000	811,701	950,000	950,000	950,000
Rev Totals for Dept: 18000000	55,906,852	57,293,937	43,051,403	59,508,090	59,508,090	59,508,090

BROOME COUNTY GOVERNMENT
REVENUE AND APPROPRIATION SUMMARY BY DEPARTMENT

FUND: 2080 Health Insurance Operating
DEPT: 18000000 Risk and Insurance

Account	2021 Actuals	2022 Budget	2022 YTD Actuals As of 11/17/22	2023 Budget Requested	2023 Budget Recommended	2023 Budget Adopted
0000040 Contractual Expenditures						
6004010 BOOKS AND SUBSCRIPTIONS	0	199	0	199	199	199
6004012 OFFICE SUPPLIES	609	950	880	950	950	950
6004105 DUES AND MEMBERSHIPS	0	100	0	100	100	100
6004150 CASE ASSESSMENT	268,986	268,986	246,570	268,986	268,986	268,986
6004161 TRAVEL HOTEL AND MEALS	385	1,500	0	1,500	1,500	1,500
6004207 PRESCRIPTION DRUGS	17,698,319	19,483,875	15,883,844	20,218,024	20,218,024	20,218,024
6004208 MEDICAL CARE	10,757,390	11,044,051	9,061,351	10,831,222	10,831,222	10,831,222
6004209 HOSPITAL CARE	15,283,254	15,690,519	12,873,655	15,388,148	15,388,148	15,388,148
6004211 PART C PREMIUMS	1,013,710	888,000	759,320	888,000	888,000	888,000
6004257 SERVICES TO PARTICIPANTS	6,962,099	8,000,000	6,467,600	8,629,968	8,629,968	8,629,968
6004403 MEDICARE CREDITS	1,373	2,059	1,316	1,373	1,373	1,373
6004503 ACTUARY CONSULTANT	43,050	100,000	30,250	100,000	100,000	100,000
6004507 ACA PCORI FEE	16,893	8,000	7,587	8,500	8,500	8,500
6004569 CLAIMS ADMINISTRATION	2,156,830	3,009,116	2,070,536	2,776,870	2,776,870	2,776,870
6004573 OTHER FEES FOR SERVICES	31,500	31,500	28,875	31,500	31,500	31,500
6004577 STOP LOSS INSURANCE PREMIUM	513,597	0	444,000	541,127	541,127	541,127
0000040 Contractual Expenditures Totals	54,747,995	58,528,855	47,875,784	59,686,467	59,686,467	59,686,467
0000041 Chargeback Expenses						
6004605 COUNTY ATTORNEY CHARGEBACKS	2,868	35,000	910	35,000	35,000	35,000
6004610 PERSONNEL SERVICES CHARGEBACKS	218,846	227,430	0	309,350	309,350	309,350
6004614 OTHER CHARGEBACK EXPENSES	4,000	4,000	4,000	4,000	4,000	4,000
0000041 Chargeback Expenses Totals	225,714	266,430	4,910	348,350	348,350	348,350
Exp Totals for Dept: 18000000	54,973,709	58,795,285	47,880,694	60,034,817	60,034,817	60,034,817
Total for Dept: 18000000	933,143	-1,501,348	-4,829,291	-526,727	-526,727	-526,727

Risk and Insurance Workers' Compensation

Mission Statement

To provide a professionally managed workers' compensation program for Broome County and participating municipalities in accordance with Local Laws 1 of 1956 and 10 of 1974.

Description

- Provides claims administration and pays all workers' compensation indemnity and medical claims as well as state assessments.
- Processes all requests for coverage under the 207-C General Municipal Law, arranges hearings, and reviews determinations when appropriate.
- Processes claims for the county as well as fourteen participating municipalities. Cost for the county and participating municipalities are levied by legislative resolution.
- It is accounted for as an Internal Service Fund and was established in 1956 by Local Law 1 of 1956.

2023 Objectives

- Review all current indemnity cases for possible closure via settlement and prioritize accordingly with goal to reduce lagging claims.

- Continue to utilize aggressive nurse case management to provide the appropriate medical care to claimants and control costs.
- Keep current on proposed legislation that may have a financial impact on our program.

2023 Budget Highlights

- Workers' Compensation Average Weekly Wage will change resulting in an increase in the maximum benefit. The new rate for July 1, 2022 to July 1, 2023 increased from \$1,063.05 per week to \$1,125.46. Volunteer Fire and Ambulance weekly benefit has increased from \$400 to \$650 per week.
- Electronic filing of forms will continue to be closely monitored and we will continue to pursue our goal of 100% timely filing by working with employers. Requiring a quicker response time from employees and Supervisors. Penalties will be assessed against employers who fail to meet these standards.
- Monitor new State requirement for electronic receipt of medical treatment authorizations and new levels of approvals.

BROOME COUNTY GOVERNMENT
REVENUE AND APPROPRIATION SUMMARY BY DEPARTMENT

FUND: 2100 Workers Comp Operating
DEPT: 18000000 Risk and Insurance

Account	2021 Actuals	2022 Budget	2022 YTD Actuals As of 11/17/22	2023 Budget Requested	2023 Budget Recommended	2023 Budget Adopted
0000002 Departmental Income						
5000229 BCC CHARGES	296,336	315,759	315,759	327,844	327,844	327,844
5000300 WORKERS COMP ADMINISTRATION	21,364	20,000	0	17,000	17,000	17,000
5000320 COUNTY CONTRIBUTION	2,653,533	2,627,789	1,986,719	2,672,506	2,672,506	2,672,506
5000334 WORKERS COMPENSATION - OTHER G	85,457	100,000	0	85,000	85,000	85,000
5000405 PARTICIPANTS ASSESSMENTS	743,700	758,710	758,711	717,314	717,314	717,314
0000002 Departmental Income Total	3,800,390	3,822,258	3,061,189	3,819,664	3,819,664	3,819,664
0000003 Use of Money						
5000451 INTEREST AND EARNINGS	3,575	4,000	10,978	3,200	3,200	3,200
0000003 Use of Money Total	3,575	4,000	10,978	3,200	3,200	3,200
0000007 Misc Interfund Revenues						
5000530 REFUNDS OF PRIOR YEARS EXPENDI	240,727	234,000	112,581	234,800	234,800	234,800
0000007 Misc Interfund Revenues Total	240,727	234,000	112,581	234,800	234,800	234,800
Rev Totals for Dept: 18000000	4,044,692	4,060,258	3,184,748	4,057,664	4,057,664	4,057,664
0000040 Contractual Expenditures						
6004010 BOOKS AND SUBSCRIPTIONS	109	210	116	210	210	210
6004012 OFFICE SUPPLIES	0	800	0	800	800	800
6004048 MISC OPERATIONAL SUPPLIES	80	0	80	0	0	0
6004054 SAFETY SUPPLIES	0	335	0	335	335	335
6004100 POSTAGE AND FREIGHT	0	75	0	75	75	75
6004105 DUES AND MEMBERSHIPS	0	55	55	55	55	55
6004150 CASE ASSESSMENT	47,946	49,384	41,153	50,865	50,865	50,865
6004161 TRAVEL HOTEL AND MEALS	0	940	2,272	1,500	1,500	1,500
6004162 EDUCATION AND TRAINING	0	0	850	1,000	1,000	1,000
6004204 COMPENSATION CLAIMS	1,055,892	1,410,000	818,440	1,410,000	1,410,000	1,410,000
6004205 MEDICAL CARE AND TREATMENT-COM	647,075	1,075,000	523,760	1,075,000	1,075,000	1,075,000
6004206 STATE WORKERS COMP ASSESSMENT	275,516	410,000	177,513	410,000	410,000	410,000
6004210 SETTLEMENT PAYMENTS	643,750	176,000	40,000	186,000	186,000	186,000
6004538 LEGAL CHARGES AND FEES	35,252	33,000	17,184	33,000	33,000	33,000

REPORT:BP032

BROOME COUNTY GOVERNMENT
REVENUE AND APPROPRIATION SUMMARY BY DEPARTMENT

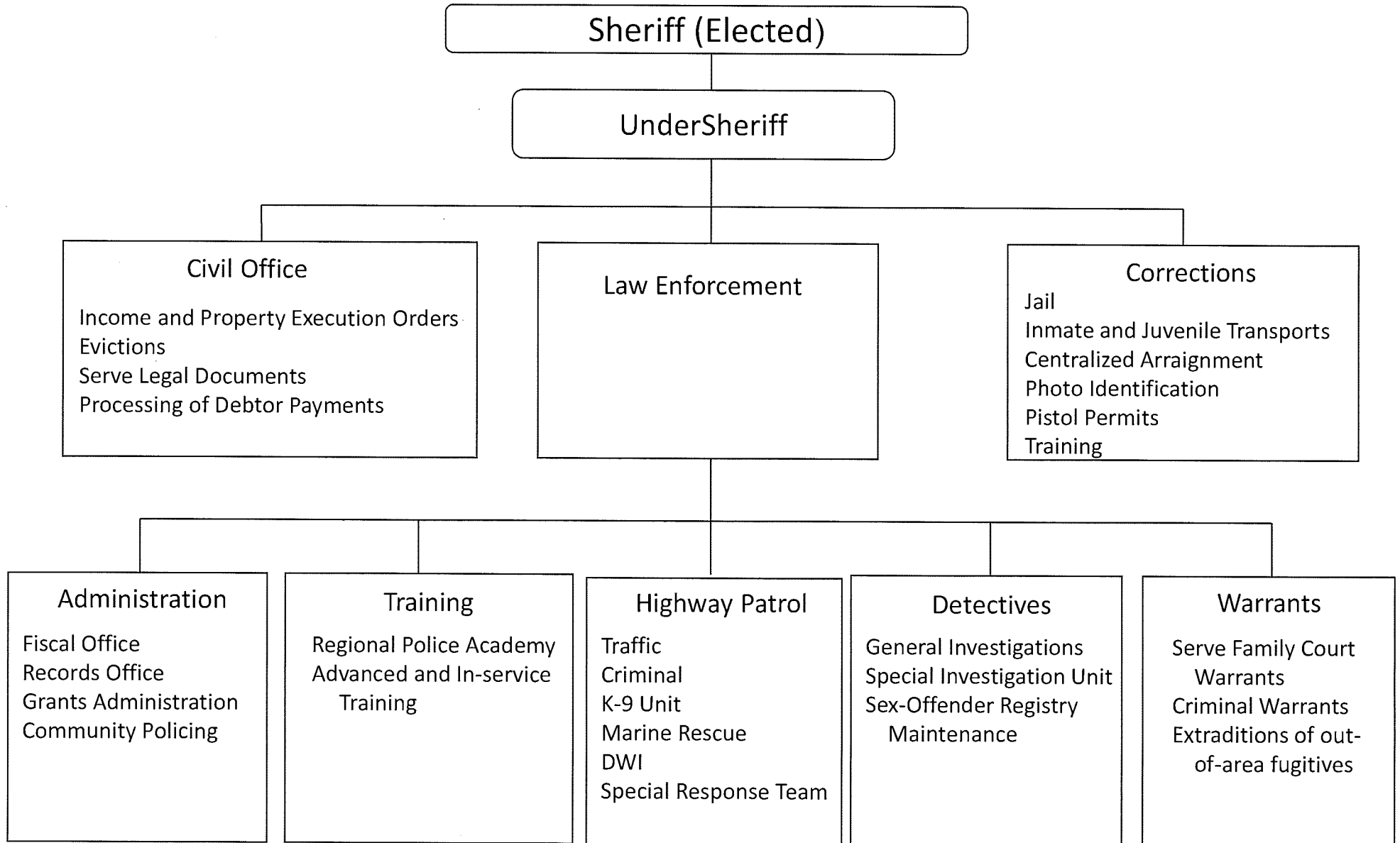
FUND: 2100 Workers Comp Operating
DEPT: 18000000 Risk and Insurance

Account	2021 Actuals	2022 Budget	2022 YTD Actuals As of 11/17/22	2023 Budget Requested	2023 Budget Recommended	2023 Budget Adopted
6004569 CLAIMS ADMINISTRATION	82,320	86,000	78,333	90,000	90,000	90,000
6004573 OTHER FEES FOR SERVICES	11,147	54,200	29,427	52,000	52,000	52,000
6004582 JUDGEMENTS AND CLAIMS	144,357	450,000	307,680	450,000	450,000	450,000
6004595 TRANSFER TO RESERVE	0	90,000	0	65,000	65,000	65,000
0000040 Contractual Expenditures Totals	2,943,444	3,835,999	2,036,863	3,825,840	3,825,840	3,825,840
0000041 Chargeback Expenses						
6004601 INDIRECT COSTS	5,000	5,000	0	5,000	5,000	5,000
6004610 PERSONNEL SERVICES CHARGEBACKS	207,551	219,259	0	226,824	226,824	226,824
0000041 Chargeback Expenses Totals	212,551	224,259	0	231,824	231,824	231,824
0000080 Employee Benefits						
6008005 WORKERS COMP LT LIABILITY	-271,459	0	0	0	0	0
0000080 Employee Benefits Totals	-271,459	0	0	0	0	0
Exp Totals for Dept: 18000000	2,884,536	4,060,258	2,036,863	4,057,664	4,057,664	4,057,664
Total for Dept: 18000000	1,160,156	0	1,147,885	0	0	0

Public Safety

<u>Department/Division</u>	<u>Page</u>
Sheriff	
Corrections	152
Law Enforcement	160
Emergency Services	
Operations	168
911—Emergency Services	175
Emergency Medical Training	181
Probation	182
Security Services	189
Stop-DWI	196

Sheriff



Sheriff Corrections

The Corrections Division is required to comply with NYS Correction Law, Title IX of Executive Law Part 7000 (NYSCOC Minimum Standards) and NYS Sheriff's Association Accreditation Standards. The Corrections Division shall operate in compliance with applicable Federal laws and both Federal and NYS case law.

- Operate a cost-effective and staff efficient correctional facility.
- Maintain a safe and secure atmosphere for staff, civilian personnel and inmates.
- Maintain a humane correctional environment by providing programs and services to criminal offenders.
- Securely, safely and humanely keep all prisoners committed to the custody of the Sheriff, and to offer those offenders opportunities for self-improvement.
- Comply with federal and state laws which govern our facility.
- Demonstrate the highest level of ethical and professional standards in our operations by holding ourselves accountable to the public.
- Work in cooperation with law enforcement agencies, governmental entities and members of the community.

Description

The Corrections Division operates the Broome County Sheriff's Correctional Facility located at 155 Lt. VanWinkle Drive, Binghamton, New York. Inmate supervision is accomplished through "direct supervision" management requiring Corrections Officers to constantly intermingle with offenders. This management concept has resulted in lower costs

to the County in terms of vandalism, injuries and other factors associated with jail operations.

2023 Objectives

The Sheriff's Office has requested the following enhancements in the 2023 Budget:

- Continue to increase the effectiveness of the Corrections Division through Federal and New York State case law.
- Use of available cell space to generate revenue by housing prisoners for the U.S. Marshals Service, U.S. Immigration and Customs Enforcement and other New York counties.
- Continued tracking of New York State reimbursement and compliance with law regarding the reimbursements and removal from County custody of State-Ready inmates.
- Continue internal programs to impact local criminal recidivism while maintaining current budgetary spending.
- Continue to expand with the assistance of area medical service providers to implement a cost-effective opioid treatment plan option for released inmates.

2023 Budget Highlights

- Maintain current spending trend while continuing to generate revenue to offset operational cost.

- Work with the New York State Office of Mental Health, to improve our efficiencies with mentally ill inmates who need hospitalizations.
- Provide appropriate jail staffing in compliance with State-mandated levels for the jail and medical unit facilities.
- Continue to work with the Sixth Judicial District, the Broome County Public Defender's Office, the Broome County District Attorney's Office, and all local police agencies and criminal courts by providing the Centralized Arraignment Part Court within the jail.
- Continue to work with the Northern District of NY federal court system to provide the first of its kind remote integrated system for use by all facets of the federal court system.

Sheriff/Corrections 23010003

<u>Title of Position</u>	<u>Grade/Unit</u>	<u>2022</u>	As of	<u>2023</u>	<u>2023</u>	<u>2023</u>
			July 1,2023			
			<u>Current</u>	<u>Requested</u>	<u>Recommended</u>	<u>Adopted</u>
			<u>Authorized</u>			
<u>Full-Time Positions</u>						
Corrections Major	29 BAPA	1	1	1	1	1
Corrections Captain	28 BAPA	1	1	1	1	1
Corrections Lieutenant	AFSCME	8	8	8	8	8
Corrections Sergeant	AFSCME	17	17	17	17	17
Corrections Officer *	AFSCME	159	159	159	159	154
Inmate Records Clerk	10 CSEA	2	2	2	2	2
Keyboard Specialist	8 CSEA	2	2	2	2	2
Laundry Worker	6 CSEA	1	1	1	1	1
Library Clerk	5 CSEA	1	1	1	1	1
Total Full-Time Positions		192	192	192	192	187
<u>Part-Time Positions</u>						
Chaplain	NA	2	2	2	2	2
Total Part-Time Positions		2	2	2	2	2
Total Positions		194	194	194	194	189

* One position unfunded since 2012

REPORT:BP033

BROOME COUNTY GOVERNMENT
REVENUE AND APPROPRIATION SUMMARY
BY DEPARTMENT AND DIVISION

FUND: 1010 General Operating
DEPT: 23000000 Sheriff
DIV: 01 Sheriff-Corrections

Account	2021 Actuals	2022 Budget	2022 YTD Actuals As of 11/17/22	2023 Budget Requested	2023 Budget Recommended	2023 Budget Adopted
23000000 Sheriff						
0000002 Departmental Income						
5000114 SHERIFF ID FEES	7,396	8,500	4,980	5,500	5,500	5,500
5000208 RESTITUTION/REPARATION SURCHAR	9,878	11,000	2,617	6,000	6,000	6,000
5000323 OTHER LOCAL GOVERNMENTS	20,727	0	16,019	0	0	0
5000333 OTHER DEPARTMENTAL CHARGEBACK	27,710	150,000	31,636	100,000	100,000	100,000
0000002 Departmental Income Totals	65,711	169,500	55,252	111,500	111,500	111,500
0000004 Licenses and Permits						
5000480 PISTOL PERMITS	43,112	55,000	61,492	55,000	55,000	55,000
0000004 Licenses and Permits Totals	43,112	55,000	61,492	55,000	55,000	55,000
0000007 Misc Interfund Revenues						
5000530 REFUNDS OF PRIOR YEARS EXPENDI	9,581	0	7,157	0	0	0
5000534 TRANSFER FROM INSURANCE RESERV	79,230	9,543	30,333	0	0	0
5000546 Trust Account Inflows	687,453	0	0	0	0	0
0000007 Misc Interfund Revenues Totals	776,264	9,543	37,490	0	0	0
0000008 State Aid						
5000808 OTHER STATE AID	1,517,800	0	326,700	0	0	0
5000816 FELONY PRISONERS	15,242	24,000	84,175	24,000	24,000	24,000
0000008 State Aid Totals	1,533,042	24,000	410,875	24,000	24,000	24,000
0000009 Federal Aid						
5000922 OTHER FEDERAL AID	25,800	24,000	28,600	24,000	24,000	24,000
5000948 U. S. MARSHALL JAIL FACILITY	708,360	535,000	780,776	535,000	535,000	535,000
0000009 Federal Aid Totals	734,160	559,000	809,376	559,000	559,000	559,000
Rev Total for Div: 2301	3,152,289	817,043	1,374,485	749,500	749,500	749,500

BROOME COUNTY GOVERNMENT
 REVENUE AND APPROPRIATION SUMMARY
 BY DEPARTMENT AND DIVISION

FUND: 1010 General Operating
 DEPT: 23000000 Sheriff
 DIV: 01 Sheriff-Corrections

Account	2021 Actuals	2022 Budget	2022 YTD Actuals As of 11/17/22	2023 Budget Requested	2023 Budget Recommended	2023 Budget Adopted
0000010 Personnel Service						
6001000 SALARIES FULL-TIME	4,266,144	11,854,185	8,926,551	11,708,426	11,708,426	11,484,366
6001001 SALARIES PART-TIME	9,600	27,428	6,881	27,428	27,428	27,428
6001002 SALARIES TEMPORARY	33,207	34,506	72,451	68,491	68,491	68,491
6001003 SALARIES OVERTIME	2,326,865	2,323,000	2,049,478	2,483,680	2,483,680	2,448,957
6001004 SALARIES SHIFT DIFFERENTIAL	164,673	174,000	125,590	174,000	174,000	174,000
6001005 DISABILITY 207C	186,387	144,767	257,124	232,872	232,872	232,872
6001008 STAND-BY PAY	1,528	0	325	0	0	0
6001009 OTHER PERSONNEL SERVICES	34,800	41,800	32,821	39,600	39,600	39,600
6001012 HOLIDAY OVERTIME PAY	753,313	729,819	359,086	768,770	768,770	768,770
0000010 Personnel Service Totals	7,776,517	15,329,505	11,830,307	15,503,267	15,503,267	15,244,484
0000040 Contractual Expenditures						
6004004 MATERIAL & SUPPLIES-OTHER	0	0	591	0	0	0
6004010 BOOKS AND SUBSCRIPTIONS	887	1,180	853	1,180	1,180	1,180
6004012 OFFICE SUPPLIES	11,857	18,000	11,056	15,000	15,000	15,000
6004021 BLDG MAINTENANCE SUPPLIES	4,722	8,500	2,261	6,500	6,500	6,500
6004023 BLDG AND GROUNDS SUPPLIES	41,433	46,000	28,355	46,000	46,000	46,000
6004032 HSLD LAUNDRY & CLEANING SUPPLI	20,885	41,000	29,867	41,000	41,000	41,000
6004033 CLOTHING AND INMATE SUPPLIES	31,934	75,000	59,791	70,000	70,000	70,000
6004041 PHOTOGRAPHIC SUPPLIES	930	4,100	6,303	4,200	4,200	4,200
6004044 QUARTERMASTER SUPPLIES	1,870	17,500	9,023	15,000	15,000	15,000
6004045 TRAINING AND EDUCATIONAL SUPPL	15,188	25,000	12,285	23,250	23,250	23,250
6004046 GAS OIL GREASE AND DIESEL FUEL	1,644	3,000	3,208	5,000	5,000	5,000
6004048 MISC OPERATIONAL SUPPLIES	18,769	30,000	43,404	35,000	35,000	35,000
6004053 RECREATIONAL AND ACTIVITY SUPP	0	200	0	200	200	200
6004055 COMPUTER SOFTWARE AND SUPPLIES	0	3,000	33,925	3,000	3,000	3,000
6004056 COMPUTER EQUIPMENT(NON CAPITAL	8,731	3,500	1,336	3,675	3,675	3,675
6004061 ENVIRONMENTAL HEALTH SUPPLIES	0	5,000	0	5,000	5,000	5,000
6004062 MEDICAL LAB & CLINIC SUPPLIES	6,001	6,800	2,486	6,800	6,800	6,800
6004100 POSTAGE AND FREIGHT	283	100	35	100	100	100
6004105 DUES AND MEMBERSHIPS	6,000	3,350	4,000	4,350	4,350	4,350
6004106 GENERAL OFFICE EXPENSES	0	830	0	225	225	225
6004117 BUILDING AND GROUNDS EXPENSES	44,576	45,850	30,816	38,656	38,656	38,656
6004120 KITCHEN & DINING ROOM EXPENSES	0	0	609	0	0	0
6004121 LAUNDRY AND DRY CLEANING EXPEN	9,260	12,970	5,795	13,000	13,000	13,000
6004123 MEDICAL HOSPITAL AND LAB EXPEN	1,485	3,700	-1,350	2,800	2,800	2,800
6004124 INMATE EXPENSE-OTHER FACILITIE	150	416,412	5,280	286,170	286,170	286,170
6004125 RELIGIOUS EXPENSES	82,327	92,505	74,843	92,784	92,784	92,784
6004136 OPERATIONAL EQUIPMENT REPAIRS	2,470	6,000	913	6,000	6,000	6,000
6004137 ADVERTISING AND PROMOTION EXPE	1,400	1,400	250	1,400	1,400	1,400

REPORT:BP033

BROOME COUNTY GOVERNMENT
REVENUE AND APPROPRIATION SUMMARY
BY DEPARTMENT AND DIVISION

FUND: 1010 General Operating
DEPT: 23000000 Sheriff
DIV: 01 Sheriff-Corrections

Account	2021 Actuals	2022 Budget	2022 YTD Actuals As of 11/17/22	2023 Budget Requested	2023 Budget Recommended	2023 Budget Adopted
6004138 OTHER OPERATIONAL EXPENSES	162	11,000	10,685	11,000	11,000	11,000
6004139 Trust Account Outflows	449,783	0	0	0	0	0
6004160 MILEAGE AND PARKING-LOCAL	3	0	0	0	0	0
6004161 TRAVEL HOTEL AND MEALS	1,972	4,750	2,657	4,750	4,750	4,750
6004162 EDUCATION AND TRAINING	1,842	1,500	645	1,500	1,500	1,500
6004165 ADVISORY BD/TRUSTEES EXPENSES	1,242	1,000	468	1,000	1,000	1,000
6004168 OTHER PERSONNEL EXPENSES	379	1,000	306	1,000	1,000	1,000
6004169 DAY TRIP MEAL REIMBURSEMENT	3,426	5,000	3,934	5,000	5,000	5,000
6004196 COPYING MACHINE RENTALS	7,881	9,876	12,039	9,876	9,876	9,876
6004200 PROPERTY LOSS	79,130	9,543	-1,587	0	0	0
6004203 INSURANCE CLAIMS	100	0	0	0	0	0
6004402 LAB SERVICES	650	500	315	500	500	500
6004406 MEDICAL AND HOSPITAL SERVICES	420,104	590,324	1,247,170	1,195,329	1,195,329	1,155,329
6004411 PHYSICIAN SERVICES	10,726	9,128	1,612	5,000	5,000	5,000
6004413 OTHER HEALTH AND MEDICAL SERVI	3,428,491	3,922,060	3,383,223	4,641,393	4,641,393	4,601,393
6004573 OTHER FEES FOR SERVICES	888	200	146	200	200	200
6004593 OTHER GOVERNMENTS PAYMENTS	127,614	101,760	105,235	156,589	156,589	156,589
0000040 Contractual Expenditures Totals	4,847,195	5,538,538	5,132,783	6,759,427	6,759,427	6,679,427
0000041 Chargeback Expenses						
6004609 DATA PROCESSING CHARGEBACKS	25,000	25,000	12,500	57,146	57,146	57,146
6004614 OTHER CHARGEBACK EXPENSES	43,733	48,582	30,755	51,011	51,011	51,011
6004625 FOOD SERVICE CHARGEBACKS	842,327	888,018	650,402	924,615	924,615	924,615
0000041 Chargeback Expenses Totals	911,060	961,600	693,657	1,032,772	1,032,772	1,032,772
0000060 Principal on Indebtedness						
6006008 PRINCIPAL ON CAPITAL LEASE	3,205	0	0	0	0	0
0000060 Principal on Indebtedness Totals	3,205	0	0	0	0	0
0000070 Interest on Indebtedness						
6007005 INTEREST ON CAPITAL LEASE	528	0	0	0	0	0
0000070 Interest on Indebtedness Totals	528	0	0	0	0	0
0000080 Employee Benefits						
6008001 STATE RETIREMENT	2,676,652	2,958,021	2,196,404	3,386,138	3,386,138	3,343,567

BROOME COUNTY GOVERNMENT
 REVENUE AND APPROPRIATION SUMMARY
 BY DEPARTMENT AND DIVISION

FUND: 1010 General Operating
 DEPT: 23000000 Sheriff
 DIV: 01 Sheriff-Corrections

Account	2021 Actuals	2022 Budget	2022 YTD Actuals As of 11/17/22	2023 Budget Requested	2023 Budget Recommended	2023 Budget Adopted
6008002 SOCIAL SECURITY	1,069,861	1,180,439	845,342	1,201,634	1,201,634	1,184,494
6008004 WORKERS COMPENSATION	454,637	472,453	354,340	575,392	575,392	575,392
6008006 LIFE INSURANCE	1,369	2,640	711	2,565	2,565	2,565
6008007 HEALTH INSURANCE	2,259,574	2,438,289	1,898,982	2,523,751	2,523,751	2,466,206
6008009 RETIREE HEALTH INSURANCE	1,352,978	1,464,439	1,002,062	1,652,568	1,652,568	1,652,568
6008010 DISABILITY INSURANCE	28,922	30,432	22,265	33,943	33,943	33,943
6008013 HEALTH INS - RETIRE INCENTIVE	1,764	0	0	0	0	0
0000080 Employee Benefits Totals	7,845,757	8,546,713	6,320,106	9,375,991	9,375,991	9,258,735
0000090 Transfers						
6009002 TRANSFER TO GRANT FUND	38,539	41,446	34,480	46,108	46,108	46,108
0000090 Transfers Totals	38,539	41,446	34,480	46,108	46,108	46,108
Exp Total for Div: 2301	21,422,801	30,417,802	24,011,333	32,717,565	32,717,565	32,261,526
Total for Div: 23000000	-18,270,512	-29,600,759	-22,636,848	-31,968,065	-31,968,065	-31,512,026

Sheriff Law Enforcement

Mission Statement

The Office of the Sheriff, to meet its responsibilities to the public, establishes the following as a statement of commitment. It is the mission of the Office of the Sheriff to:

- Fairly and impartially enforce all duly constituted laws of New York State and Broome County.
- Investigate, identify, apprehend and assist in prosecuting offenders using modern police methods and technologies.
- Respond quickly, efficiently and professionally to all reported crimes, emergencies, disasters and any other calls for service made by the public.
- Offer all employees the ability to improve their performance and experience through professional training while providing the public opportunities of involvement and education.
- Promulgate a safe work environment within the confines of the nature of the work.
- Cooperate with surrounding police and correctional agencies in training and enforcement to create an improved criminal justice system.
- Cooperate with all county agencies to improve the County and community while providing services at a cost-effective level.

Description

The Administrative Division oversees and directs the Law Enforcement, Corrections, Records and Civil divisions of the Sheriff's Office. It enforces Broome County's policies and procedures governing intake and distribution of funds on behalf of the Sheriff's Office. This includes all budgeting, purchasing, accounts payable and payroll operations for the agency. It maintains inmate and commissary records in accordance with bookkeeping rules and regulations. The records section processes and maintains records of all incidents and accidents investigated by the Sheriff's Office and responds to all Freedom of Information Law requests from the public.

The Highway Patrol Division is responsible 24 hours a day for patrolling 350 miles of county roads, 1008 miles of state highways and 927 miles of town roads. The patrol division is the primary law enforcement for 52% of the residents of Broome County. It serves as the primary backup for five municipal agencies within Broome County.

A vital part of the Highway Patrol Division is the Community Policing function, which provides the following services:

- Community Outreach:
 - Assist with any new or existing neighborhood watch groups.
 - Assist with any recruitment (patrol, corrections, civil).
 - Oversee programs such as Yellow Dot and Operation Lifesaver

- **Police Traffic Services (PTS):**
Coordinate speed-trailer locations, analyze the data from these trailers and provide to Highway Patrol.
Manage the PTS and Motorcycle Safety Grants through the Governor’s Traffic Safety Committee (GTSC).
- **Social Media Outreach:**
Social media outreach began in 2012. It has evolved into a vital part of community outreach. It is used as a platform for posting media releases, arrests, motor vehicle accidents, missing persons, road closures, safety tips and other topics.

The Detective Division is responsible for the investigation of crimes as well as matters that cannot be effectively investigated by the Patrol Division members due to their complexity. It is responsible for initiation of investigations pertaining to narcotics trafficking and vice-related crimes. Detectives interview suspects, witnesses and informants with the objective of developing information on reported or suspected criminal activity. Detectives are also responsible for the preparation and submission of case reports for prosecution. Detectives work closely with the Broome County District Attorney’s Office as well as local, state and federal agencies to solve crimes and apprehend offenders. The division is also responsible for the management and execution of arrest warrants issued by Broome County Supreme Court, Family Court, and local criminal courts throughout the county and the extradition of prisoners from other states.

The Training Division operates the Broome County Sheriff’s Law Enforcement Academy which provides for all State mandated and in-service training within the Broome County Sheriff’s Office. The Academy also serves as the central training point for Zone 6, which

encompasses forty police agencies in a seven-county region. Training conducted at the Academy includes: firearms, defensive tactics, use of force, cultural diversity, fair and impartial policing, professional communication, supervisor school, basic corrections and recruit schools, in-service schools and seminars on numerous topics. The Academy is dedicated to maintaining the highest level of training available to the law enforcement officers that serve our community.

The Civil Division operates under the provisions of NYS Civil Practice Law and Rules (CPLR), Family Court Act (FCA) and Real Property Law (RPL). The division is mandated to serve documents and execute all decisions handed down by the courts including, but not limited to, Sheriff’s sales, income and property executions, evictions, summons and complaints, subpoenas, orders of seizure, warrants, temporary orders of protection and personal services (juvenile neglect and abuse). Civil Division staff maintain computerized records of all actions taken for mandated reporting to the appropriate court.

2023 Objectives

The Sheriff’s Office has requested the following enhancements to the 2023 Budget:

Administration

- Maintain current services.

Highway Patrol

- Continue providing effective Law Enforcement services to the residents of Broome County.

Detectives Division

- Maintain current services.
- Maintain the Sex Offender Registry and management system.
- Conduct special operations and investigations related to illegal firearms possession, prostitution, illicit and illegal narcotics and alcoholic and beverage control laws of the State of New York.

Training Division

- Increase the number of law enforcement agencies who rely on the Broome County Law Enforcement Academy for all phases of their employee training.
- Increase the number of seminars and in-service training schools that are offered at no cost to the Academy.
- Upgrade training aides.
- Maintain current level of services.

Civil Division

- Maintain current level of services.

2023 Budget Highlights

Administration

- Maintain current level of services.

Highway Patrol

- Maintain current level of services.

Detective Division

- Maintain current level of services.

Sheriff

Civil(23020103) Detectives(23020203) Highway(23020303) Administration(23020403) Training(23020503)

<u>Title of Position</u>	<u>Grade/Unit</u>	<u>2022</u>	<u>As of</u>			
			<u>Current</u>	<u>2023</u>	<u>2023</u>	<u>2023</u>
			<u>Authorized</u>	<u>Requested</u>	<u>Recommended</u>	<u>Adopted</u>
<u>Full-Time Positions</u>						
Sheriff	Elected	1	1	1	1	1
Undersheriff	I Admin	1	1	1	1	1
Deputy Sheriff Captain	28 BAPA	1	1	1	1	1
Chief Civil Deputy	26 Admin	1	1	0	0	0
Chief Civil Deputy	28 Admin	0	0	1	1	1
Deputy Sheriff/Civil	BCSLEOA	2	2	2	2	2
Secretary to Sheriff	23 Admin	1	1	1	1	1
Fiscal Services Administrator	24 Admin	1	1	1	1	1
Deputy Sheriff Lieutenant	BCSLEOA	1	1	1	1	1
Deputy Sheriff Detective Sergeant	BCSLEOA	2	2	2	2	2
Deputy Sheriff Sergeant	BCSLEOA	7	7	7	7	7
Deputy Sheriff Detective	BCSLEOA	10	10	10	10	10
Deputy Sheriff	BCSLEOA	35	35	35	35	35
Principal Account Clerk	13 CSEA	1	1	1	1	1
Senior Account Clerk	9 CSEA	1	1	1	1	1
Keyboard Specialist	8 CSEA	5	5	5	5	5
Total Full-Time Positions		70	70	70	70	70
<u>Part-Time Positions</u>						
Keyboard Specialist	8 CSEA	2	2	2	2	2
Evidence Technician	14 CSEA	1	1	1	1	1
Total Part-Time Positions		3	3	3	3	3
Total Positions		73	73	73	73	73

REPORT:BP033

BROOME COUNTY GOVERNMENT
REVENUE AND APPROPRIATION SUMMARY
BY DEPARTMENT AND DIVISION

FUND: 1010 General Operating

DEPT: 23000000 Sheriff

DIV: 02 Sheriff-Law Enforcement

Account	2021 Actuals	2022 Budget	2022 YTD Actuals As of 11/17/22	2023 Budget Requested	2023 Budget Recommended	2023 Budget Adopted
0000002 Departmental Income						
5000113 SHERIFF FEES	227,596	300,000	340,334	550,000	550,000	550,000
5000115 RECORD MONEY	2,800	2,500	3,116	3,610	3,610	3,610
5000117 OTHER PUB SAFETY DEPT INCOME	2,118	2,200	1,851	1,300	1,300	1,300
5000189 OTHER LOCAL GOVERNMENTS	65,000	70,000	70,000	75,000	75,000	75,000
5000208 RESTITUTION/REPARATION SURCHAR	120	0	0	0	0	0
5000333 OTHER DEPARTMENTAL CHARGEBACK	20,618	17,184	14,846	17,000	17,000	17,000
5000426 MISCELLANEOUS	3,657	0	0	0	0	0
0000002 Departmental Income Totals	321,909	391,884	430,147	646,910	646,910	646,910
0000003 Use of Money						
5000470 VENDING MACHINE	1,287	2,000	0	500	500	500
0000003 Use of Money Totals	1,287	2,000	0	500	500	500
0000006 Sale of Prop and Comp for Loss						
5000518 SALE OF EQUIPMENT	26,686	19,000	410	15,000	15,000	15,000
0000006 Sale of Prop and Comp for Loss Totals	26,686	19,000	410	15,000	15,000	15,000
0000007 Misc Interfund Revenues						
5000530 REFUNDS OF PRIOR YEARS EXPENDI	71,008	500	6,500	0	0	0
5000540 GAIN FROM DISPOSITION OF ASSET	0	0	1,889	0	0	0
5000545 CREDIT CARD REBATES	2,629	2,300	1,332	2,500	2,500	2,500
5000546 Trust Account Inflows	108,833	0	0	0	0	0
0000007 Misc Interfund Revenues Totals	182,470	2,800	9,721	2,500	2,500	2,500
Rev Total for Div: 2302	532,352	415,684	440,278	664,910	664,910	664,910
0000010 Personnel Service						
6001000 SALARIES FULL-TIME	5,173,072	4,459,418	3,564,128	5,163,192	5,178,678	5,499,870
6001001 SALARIES PART-TIME	16,604	47,101	26,179	70,007	70,007	70,007
6001002 SALARIES TEMPORARY	123,428	21,773	88,148	0	0	0

BROOME COUNTY GOVERNMENT
 REVENUE AND APPROPRIATION SUMMARY
 BY DEPARTMENT AND DIVISION

FUND: 1010 General Operating
 DEPT: 23000000 Sheriff
 DIV: 02 Sheriff-Law Enforcement

Account	2021 Actuals	2022 Budget	2022 YTD Actuals As of 11/17/22	2023 Budget Requested	2023 Budget Recommended	2023 Budget Adopted
6001003 SALARIES OVERTIME	365,832	355,553	395,519	396,193	396,193	396,193
6001004 SALARIES SHIFT DIFFERENTIAL	58,146	57,700	36,577	57,450	57,450	57,450
6001005 DISABILITY 207C	90,191	152,000	151,475	71,734	71,734	71,734
6001006 OUT OF TITLE PAY	3,769	1,000	12,677	3,300	3,300	3,300
6001009 OTHER PERSONNEL SERVICES	53,005	54,800	66,509	60,850	60,850	60,850
6001012 HOLIDAY OVERTIME PAY	46,375	50,945	43,096	57,821	57,821	57,821
0000010 Personnel Service Totals	5,930,422	5,200,290	4,384,308	5,880,547	5,896,033	6,217,225
0000020 Equipment and Capital Outlay						
6002304 OTHER MOTOR VEHICLES	29,100	0	0	0	0	0
0000020 Equipment and Capital Outlay Totals	29,100	0	0	0	0	0
0000040 Contractual Expenditures						
6004010 BOOKS AND SUBSCRIPTIONS	4,275	5,685	4,710	5,810	5,810	5,810
6004012 OFFICE SUPPLIES	14,445	23,000	13,348	22,700	22,700	22,700
6004041 PHOTOGRAPHIC SUPPLIES	0	0	483	0	0	0
6004044 QUARTERMASTER SUPPLIES	104,512	120,874	59,052	108,015	108,015	108,015
6004045 TRAINING AND EDUCATIONAL SUPPL	27,827	40,306	23,716	40,100	40,100	40,100
6004046 GAS OIL GREASE AND DIESEL FUEL	3,887	2,000	3,680	1,500	1,500	1,500
6004048 MISC OPERATIONAL SUPPLIES	34,483	42,275	28,991	39,260	39,260	39,260
6004050 ANIMAL FOOD	102	0	0	0	0	0
6004053 RECREATIONAL AND ACTIVITY SUPP	6,054	6,000	4,416	6,000	6,000	6,000
6004055 COMPUTER SOFTWARE AND SUPPLIES	1,356	0	0	0	0	0
6004056 COMPUTER EQUIPMENT(NON CAPITAL	2,630	17,000	3,348	11,500	11,500	11,500
6004100 POSTAGE AND FREIGHT	7,972	13,155	8,349	13,585	13,585	13,585
6004105 DUES AND MEMBERSHIPS	1,642	4,440	4,634	5,540	5,540	5,540
6004106 GENERAL OFFICE EXPENSES	0	400	293	400	400	400
6004112 BLDG GROUNDS AND EQUIP REPAIR	0	0	334	0	0	0
6004113 WATER AND SEWAGE CHARGES	283	280	193	272	272	272
6004114 HEATING AND AIR COND PLANT EXP	277	300	261	315	315	315
6004115 ELECTRIC CURRENT	1,376	1,800	1,142	1,800	1,800	1,800
6004121 LAUNDRY AND DRY CLEANING EXPEN	4,209	4,950	3,212	3,540	3,540	3,540
6004123 MEDICAL HOSPITAL AND LAB EXPEN	810	3,000	1,470	3,000	3,000	3,000
6004126 RECREATIONAL AND ACTIVITY EXPE	0	850	0	850	850	850
6004133 UNIFORM AND CLOTHING ALLOWANCE	869	0	0	0	0	0
6004136 OPERATIONAL EQUIPMENT REPAIRS	1,964	9,100	2,310	7,500	7,500	7,500
6004137 ADVERTISING AND PROMOTION EXPE	0	500	585	500	500	500
6004138 OTHER OPERATIONAL EXPENSES	11,078	10,800	8,360	27,494	27,494	27,494
6004139 Trust Account Outflows	128,716	0	0	0	0	0

REPORT:BP033

BROOME COUNTY GOVERNMENT
REVENUE AND APPROPRIATION SUMMARY
BY DEPARTMENT AND DIVISION

FUND: 1010 General Operating
DEPT: 23000000 Sheriff
DIV: 02 Sheriff-Law Enforcement

Account	2021 Actuals	2022 Budget	2022 YTD Actuals As of 11/17/22	2023 Budget Requested	2023 Budget Recommended	2023 Budget Adopted
6004160 MILEAGE AND PARKING-LOCAL	0	50	0	50	50	50
6004161 TRAVEL HOTEL AND MEALS	17,881	21,450	26,096	23,950	23,950	23,950
6004162 EDUCATION AND TRAINING	17,693	24,475	24,599	28,175	28,175	28,175
6004164 NON-EMPLOYEE TRAVEL HOTEL & ME	14,652	24,100	23,085	24,100	24,100	24,100
6004165 ADVISORY BD/TRUSTEES EXPENSES	1,621	1,700	1,022	1,700	1,700	1,700
6004168 OTHER PERSONNEL EXPENSES	168	500	120	550	550	550
6004169 DAY TRIP MEAL REIMBURSEMENT	226	800	250	800	800	800
6004196 COPYING MACHINE RENTALS	8,774	10,440	9,487	10,734	10,734	10,734
6004402 LAB SERVICES	175	1,050	105	2,300	2,300	2,300
6004406 MEDICAL AND HOSPITAL SERVICES	0	250	0	250	250	250
6004411 PHYSICIAN SERVICES	0	250	0	250	250	250
6004537 INVESTIGATIONS EXPENSES	785	2,500	1,456	2,500	2,500	2,500
6004568 VETERINARIAN SERVICES	1,517	2,500	907	1,000	1,000	1,000
6004573 OTHER FEES FOR SERVICES	9,350	3,000	866	3,000	3,000	3,000
0000040 Contractual Expenditures Totals	431,609	399,780	260,880	399,040	399,040	399,040
0000041 Chargeback Expenses						
6004602 INSURANCE PREMIUM CHARGEBACK	145,348	133,737	100,303	167,071	167,071	167,071
6004606 TELEPHONE BILLING ACCOUNT	17,332	21,404	14,093	34,624	34,624	34,624
6004609 DATA PROCESSING CHARGEBACKS	25,000	25,720	12,860	225,788	225,788	225,788
6004615 GASOLINE CHARGEBACK	186,908	242,000	123,746	396,000	396,000	396,000
6004616 FLEET SERVICE CHARGEBACK	178,120	182,500	182,500	183,750	183,750	183,750
0000041 Chargeback Expenses Totals	552,708	605,361	433,502	1,007,233	1,007,233	1,007,233
0000060 Principal on Indebtedness						
6006008 PRINCIPAL ON CAPITAL LEASE	1,425	0	0	0	0	0
0000060 Principal on Indebtedness Totals	1,425	0	0	0	0	0
0000070 Interest on Indebtedness						
6007005 INTEREST ON CAPITAL LEASE	265	0	0	0	0	0
0000070 Interest on Indebtedness Totals	265	0	0	0	0	0
0000080 Employee Benefits						
6008001 STATE RETIREMENT	1,215,633	1,354,327	1,246,471	1,706,545	1,704,004	1,768,243
6008002 SOCIAL SECURITY	438,953	396,652	309,889	460,452	458,964	483,536

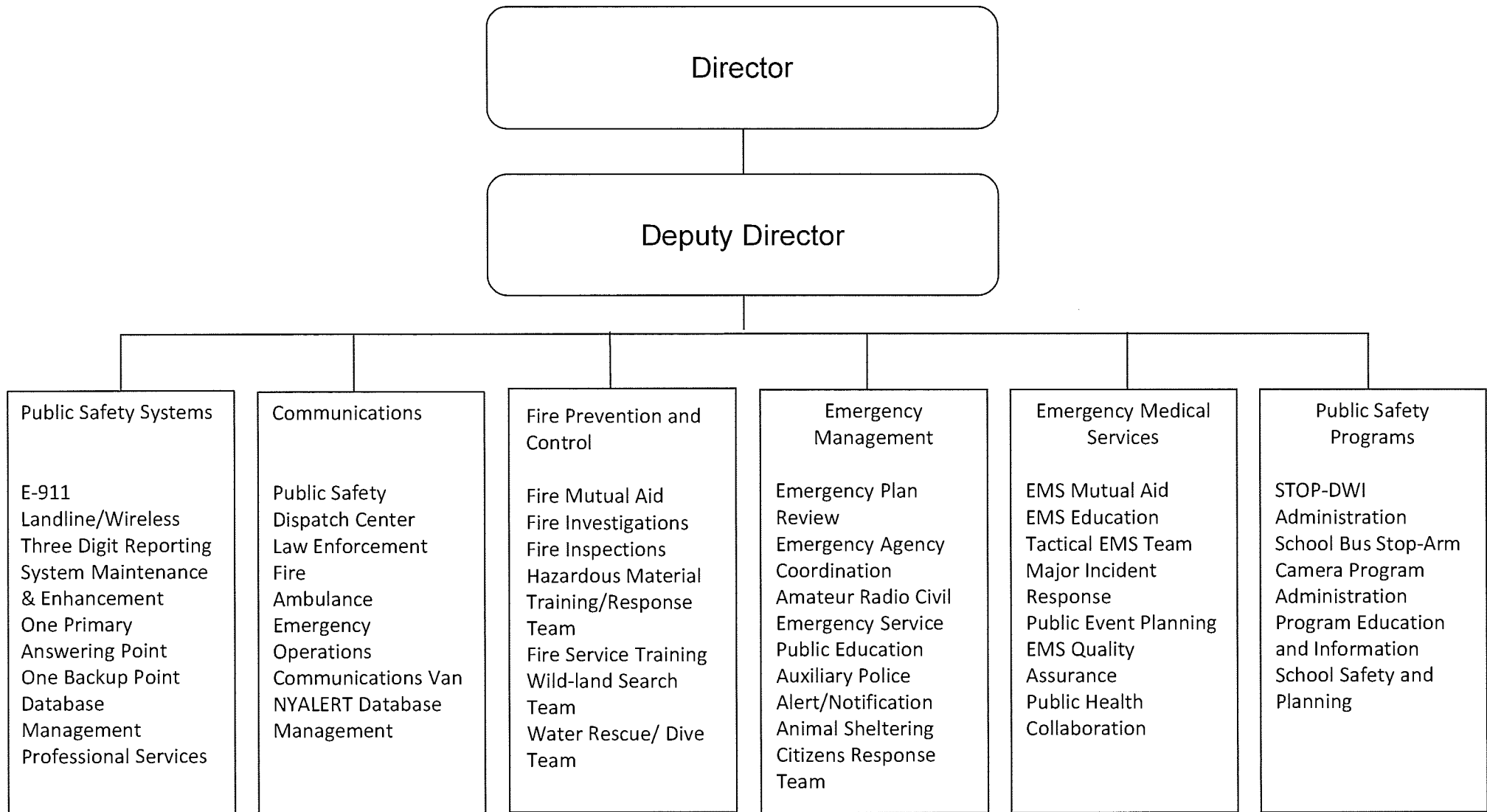
REPORT:BP033

BROOME COUNTY GOVERNMENT
 REVENUE AND APPROPRIATION SUMMARY
 BY DEPARTMENT AND DIVISION

FUND: 1010 General Operating
 DEPT: 23000000 Sheriff
 DIV: 02 Sheriff-Law Enforcement

Account	2021 Actuals	2022 Budget	2022 YTD Actuals As of 11/17/22	2023 Budget Requested	2023 Budget Recommended	2023 Budget Adopted
6008004 WORKERS COMPENSATION	152,430	151,289	113,468	206,097	206,097	206,097
6008006 LIFE INSURANCE	557	1,050	310	1,095	1,095	1,095
6008007 HEALTH INSURANCE	779,734	839,979	677,364	854,928	854,928	900,964
6008009 RETIREE HEALTH INSURANCE	930,584	966,424	626,126	1,051,912	1,051,912	1,051,912
6008010 DISABILITY INSURANCE	515	704	392	1,056	1,056	1,056
6008013 HEALTH INS - RETIRE INCENTIVE	1,500	0	0	0	0	0
0000080 Employee Benefits Totals	3,519,906	3,710,425	2,974,020	4,282,085	4,278,056	4,412,903
Exp Total for Div: 2302	10,465,435	9,915,856	8,052,710	11,568,905	11,580,362	12,036,401
Total for Div: 23000000	-9,933,083	-9,500,172	-7,612,432	-10,903,995	-10,915,452	-11,371,491
Total for Dept: 23000000	-28,203,595	-39,100,931	-30,249,280	-42,872,060	-42,883,517	-42,883,517

Emergency Services



Emergency Services

OES - Operations

Mission Statement

To provide planning, training, resources, response, warning, coordination, and information through communications to the public, elected officials, and public safety agencies, to assist them in preparing for, and mitigating, emergencies and disasters, which affect the residents of Broome County.

Description

The Office of Emergency Services is comprised of six divisions: Communications, Public Safety Programs, Emergency Management, Emergency Medical Services, Fire Prevention and Control and Public Safety Systems.

Communications administers the Broome County Emergency 911 Dispatch Center and assists local agencies in planning for future communications needs. Provides command post communications support at incidents and planned events.

Public Safety Programs administers Broome County's School Bus Stop Arm Camera Program and the STOP-DWI program. Coordinate school safety and school planning with school districts within Broome County.

Emergency Management conducts hazard vulnerability studies and maps hazards. Provide disaster planning and assistance for preparedness, response, and recovery. Coordinate alerts and warnings for river flooding, chemical spills, and response during emergencies. Administer the Animal Response Team, and Community Emergency Response Team. Manages the school safety program.

Emergency Medical Services administers New York State certified emergency medical training programs. Plans delivery of adequate emergency medical services. Administers mutual aid plan among ambulance services and coordinates medical disaster planning, and Tactical EMS team.

Fire Prevention and Control administers and implements county fire mutual aid plan, county arson plan, county fire investigations, local New York State fire training program, county hazardous materials response team, county water rescue dive team, and county wild land search and rescue team. Conducts fire code enforcement inspections on county facilities and certain special events.

Public Safety Systems administers the county's public safety communications infrastructure. Oversees the construction of the new public safety radio system. Maintains a database for the NYALERT emergency public notification system.

2023 Objectives

- Continue management of emergency public notification system (NY Alert), review and update Continuity of Operations.
- Carry out required drills and exercises to test emergency plans and improve performance.
- Train, equip and recruit members for the seven volunteer teams in Emergency Services (Animal Response Team, Community Emergency Response Team, Wildland Search Team, and Tactical EMS, Technical Rescue (Rope/Dive), Hazardous Materials Team, and Critical Incident Stress Management Team).
- Build out new public safety radio system to improve emergency communications countywide.

- Continue to improve the staffing and efficiency deficits in the Communications Division. Move dispatchers to eight-hour shifts and provide benefits to part-time staff.

2023 Budget Highlights

- Continue to upgrade and replace equipment in the public safety communications system.
- Continued replacement and preventative maintenance of firefighting equipment.
- Maintain critical services.
- Establish and fund an EOC Expenses line.

Emergency Services 20010003
Operations

<u>Title of Position</u>	<u>Grade/Unit</u>	As of August 19,2022				
		<u>2021 Actuals</u>	<u>Current Authorized</u>	<u>2023 Requested</u>	<u>2023 Recommended</u>	<u>2023 Adopted</u>
<u>Full-Time Positions</u>						
Director of Emergency Services	E Admin	1	1	1	1	1
Communications Supervisor	24 Admin	1	1	1	1	1
Fire Coordinator	22 Admin	1	1	1	1	1
Senior Emergency Services Dispatcher	22 BAPA	0	4	4	4	4
Emergency Services Dispatcher II	18 CSEA	0	45	45	45	45
Emergency Services Dispatcher I	16 CSEA					
Senior Emergency Services Dispatcher ***	18 BAPA	5	0	0	0	0
Emergency Services Dispatcher II	14 CSEA	45	0	0	0	0
Emergency Services Dispatcher I	12 CSEA					
Emergency Medical Services Coordinator(40)	22 Admin	0	1	1	1	1
Emergency Medical Services Coordinator(37.5)	22 Admin	1	0	0	0	0
Public Safety Program Coordinator	22 Admin	0	1	1	1	1
Emergency Medical Services Officer(40)	11 CSEA	0	1	1	1	1
Emergency Medical Services Officer(37.5)	11 CSEA	1	0	0	0	0
Principal Account Clerk	13 CSEA	1	1	1	1	1
Public Safety Systems Supervisor **	24 Admin	0	1	1	1	1
Senior Account Clerk	9 CSEA	1	1	1	1	1
Senior Emergency Services Dispatcher/CAD Administrator	22 BAPA	0	1	1	1	1
Senior Emergency Services Dispatcher/CAD Administrator	18 BAPA	1	0	0	0	0
Emergency Management Associate* Clerk	15 CSEA	1	2	2	2	2
	7 CSEA	1	1	1	1	1
Fire Investigator / Code Officer	19 CSEA	0	0	1	1	1
Emergency Management Assistance Coordinator	20 Admin	1	1	0	0	0
Emergency Management Assistance Coordinator	22 Admin	0	0	1	1	1
Total Full-Time Positions		61	63	64	64	64
<u>Part-Time Positions</u>						
School Safety Program Coordinator	24 Admin	1	0	0	0	0
Emergency Services Radio Technician	14 CSEA	1	2	2	2	2
Emergency Services Dispatcher II	18 CSEA	0	16	16	16	16
Emergency Services Dispatcher I	16 CSEA					
Emergency Services Dispatcher II	14 CSEA	16	0	0	0	0
Emergency Services Dispatcher I	12 CSEA					
Total Part-Time Positions		18	18	18	18	18
Total Positions		79	81	82	82	82

REPORT:BP033

BROOME COUNTY GOVERNMENT
 REVENUE AND APPROPRIATION SUMMARY
 BY DEPARTMENT AND DIVISION

FUND: 1010 General Operating
 DEPT: 20000000 Emergency Services
 DIV: 01 Emergency Services- Emergency Mgmt

Account	2021 Actuals	2022 Budget	2022 YTD Actuals As of 11/17/22	2023 Budget Requested	2023 Budget Recommended	2023 Budget Adopted
20000000 Emergency Services						
0000002 Departmental Income						
5000112 STUDENT TUITION, PT DAY	70,795	80,000	51,430	70,000	70,000	70,000
5000189 OTHER LOCAL GOVERNMENTS	58,688	100,050	61,578	100,050	100,050	100,050
5000193 SALE OF TRAINING BOOKS	989	1,490	2,063	1,000	1,000	1,000
5000331 CHARGEBACK TO GRANTS	18,480	0	39,884	0	0	0
5000333 OTHER DEPARTMENTAL CHARGEBACK	14,112	77,374	0	99,238	99,238	99,238
5000426 MISCELLANEOUS	38	0	0	0	0	0
0000002 Departmental Income Totals	163,102	258,914	154,955	270,288	270,288	270,288
0000005 Fines and Forfeitures						
5000490 FINES & FORFEITED BAIL	143,375	455,625	440,700	744,075	744,075	744,075
0000005 Fines and Forfeitures Totals	143,375	455,625	440,700	744,075	744,075	744,075
0000007 Misc Interfund Revenues						
5000534 TRANSFER FROM INSURANCE RESERV	9,403	0	1,435	0	0	0
5000545 CREDIT CARD REBATES	1,202	0	596	0	0	0
0000007 Misc Interfund Revenues Totals	10,605	0	2,031	0	0	0
0000008 State Aid						
5000808 OTHER STATE AID	39,953	0	0	0	0	0
5000823 VOLUNTEER TRAINING	9,005	59,530	0	30,000	30,000	30,000
0000008 State Aid Totals	48,958	59,530	0	30,000	30,000	30,000
Rev Total for Div: 2001	366,040	774,069	597,686	1,044,363	1,044,363	1,044,363
0000010 Personnel Service						
6001000 SALARIES FULL-TIME	3,047,744	3,153,693	2,440,516	3,640,733	3,665,710	3,665,710
6001001 SALARIES PART-TIME	165,690	279,410	135,313	356,689	356,689	356,689
6001002 SALARIES TEMPORARY	81,742	94,704	120,302	107,160	107,160	107,160
6001003 SALARIES OVERTIME	298,313	190,040	234,949	220,263	220,263	220,263
6001004 SALARIES SHIFT DIFFERENTIAL	36,393	45,893	27,745	47,698	47,698	47,698

BROOME COUNTY GOVERNMENT
 REVENUE AND APPROPRIATION SUMMARY
 BY DEPARTMENT AND DIVISION

FUND: 1010 General Operating
 DEPT: 20000000 Emergency Services
 DIV: 01 Emergency Services- Emergency Mgmt

Account	2021 Actuals	2022 Budget	2022 YTD Actuals As of 11/17/22	2023 Budget Requested	2023 Budget Recommended	2023 Budget Adopted
6001006 OUT OF TITLE PAY	2,164	1,384	3,757	1,384	1,384	1,384
6001008 STAND-BY PAY	15,145	22,448	12,270	22,448	22,448	22,448
0000010 Personnel Service Totals	3,647,191	3,787,572	2,974,852	4,396,375	4,421,352	4,421,352
0000020 Equipment and Capital Outlay						
6002709 OTHER OPERATIONAL EQUIPMENT	5,502	33,500	18,050	38,000	38,000	38,000
0000020 Equipment and Capital Outlay Totals	5,502	33,500	18,050	38,000	38,000	38,000
0000040 Contractual Expenditures						
6004010 BOOKS AND SUBSCRIPTIONS	1,019	3,000	742	3,250	3,250	3,250
6004012 OFFICE SUPPLIES	4,261	5,342	4,398	5,342	5,342	5,342
6004022 FUEL AND HEATING SUPPLIES	5,330	7,500	5,059	10,000	10,000	10,000
6004030 FOOD AND BEVERAGES	254	500	1,962	2,000	2,000	2,000
6004041 PHOTOGRAPHIC SUPPLIES	2,720	5,500	789	5,500	5,500	5,500
6004043 ARSON INVESTIGATION SUPPLIES	7,526	9,425	5,264	9,425	9,425	9,425
6004045 TRAINING AND EDUCATIONAL SUPPL	7,714	10,549	8,373	12,049	12,049	12,049
6004048 MISC OPERATIONAL SUPPLIES	1,174	3,118	182	3,118	3,118	3,118
6004100 POSTAGE AND FREIGHT	66	150	285	150	150	150
6004105 DUES AND MEMBERSHIPS	1,396	1,105	783	1,555	1,555	1,555
6004106 GENERAL OFFICE EXPENSES	2,227	2,885	2,479	2,885	2,885	2,885
6004113 WATER AND SEWAGE CHARGES	225	350	382	350	350	350
6004115 ELECTRIC CURRENT	23,894	40,000	31,991	40,000	40,000	40,000
6004136 OPERATIONAL EQUIPMENT REPAIRS	2,494	7,544	8,873	7,544	7,544	7,544
6004138 OTHER OPERATIONAL EXPENSES	56,432	26,308	72,127	26,308	26,308	26,308
6004160 MILEAGE AND PARKING-LOCAL	317	1,464	312	1,464	1,464	1,464
6004161 TRAVEL HOTEL AND MEALS	0	2,060	1,798	2,360	2,360	2,360
6004162 EDUCATION AND TRAINING	1,994	6,080	4,798	54,680	54,680	54,680
6004163 MANAGEMENT TRAINING PROGRAM	1,524	0	0	0	0	0
6004200 PROPERTY LOSS	9,403	0	1,435	0	0	0
6004255 CONTRACTED SERVICES	33,690	405,000	318,792	446,445	446,445	446,445
6004570 INSTRUCTOR SERVICES	197,561	80,130	66,245	90,067	90,067	90,067
6004573 OTHER FEES FOR SERVICES	7,745	18,000	2,505	18,000	18,000	18,000
6004599 EOC EXPENSES	142,922	0	281,978	250,000	0	0
0000040 Contractual Expenditures Totals	511,888	636,010	821,552	992,492	742,492	742,492
0000041 Chargeback Expenses						
6004602 INSURANCE PREMIUM CHARGEBACK	8,200	30,021	22,516	37,691	37,691	37,691

REPORT:BP033

BROOME COUNTY GOVERNMENT
REVENUE AND APPROPRIATION SUMMARY
BY DEPARTMENT AND DIVISION

FUND: 1010 General Operating

DEPT: 20000000 Emergency Services

DIV: 01 Emergency Services- Emergency Mgmt

Account	2021 Actuals	2022 Budget	2022 YTD Actuals As of 11/17/22	2023 Budget Requested	2023 Budget Recommended	2023 Budget Adopted
6004609 DATA PROCESSING CHARGEBACKS	0	0	0	225,180	225,180	225,180
6004615 GASOLINE CHARGEBACK	9,189	12,375	9,850	20,250	20,250	20,250
6004616 FLEET SERVICE CHARGEBACK	21,960	22,500	22,500	31,500	31,500	31,500
6004619 BUILDING SERVICE CHARGEBACK	0	7,843	3,922	7,843	7,843	7,843
6004626 TRANSPORTATION SERVICES CHARGE	12,554	0	0	0	0	0
0000041 Chargeback Expenses Totals	51,903	72,739	58,788	322,464	322,464	322,464
0000080 Employee Benefits						
6008001 STATE RETIREMENT	547,536	615,033	451,988	749,281	754,277	754,277
6008002 SOCIAL SECURITY	266,223	285,717	216,896	336,132	338,043	338,043
6008004 WORKERS COMPENSATION	40,886	42,811	32,108	33,521	33,521	33,521
6008006 LIFE INSURANCE	561	1,215	286	1,260	1,260	1,260
6008007 HEALTH INSURANCE	508,957	616,399	436,491	635,571	635,571	635,571
6008009 RETIREE HEALTH INSURANCE	75,071	80,221	50,146	78,981	78,981	78,981
6008010 DISABILITY INSURANCE	4,700	5,977	3,643	6,072	6,072	6,072
0000080 Employee Benefits Totals	1,443,934	1,647,373	1,191,558	1,840,818	1,847,725	1,847,725
Exp Total for Div: 2001	5,660,418	6,177,194	5,064,800	7,590,149	7,372,033	7,372,033
Total for Div: 20000000	-5,294,378	-5,403,125	-4,467,114	-6,545,786	-6,327,670	-6,327,670

Emergency Services

E-911

Mission Statement

To provide for a universal 911 emergency telephone reporting system within Broome County. To provide, within the confines of revenue produced through the 911 surcharge, a communications system and enhancements to public safety agencies in the county with the 911 system.

Description

The 911 system is funded through the 911 telephone bill surcharge and the E-911 wireless surcharge. These surcharges provide revenue for the operation and maintenance of the system and enables enhancement of the communications system.

2023 Objectives

- Cover recurring expenses with in the 911 center.
- Implement efficiencies within the 911 center.
- Build a mental wellness program for dispatchers.

2023 Budget Highlights

- Maintain services to public safety agencies and the public who relies on this critical service.
- Improve communications systems to enhance first responder safety and to provide needed interoperability between agencies.
- Improve efficiency in the communications system.
- Continue to build reserves for future planned infrastructure projects.

Emergency Services 20020003
911

<u>Title of Position</u>	<u>Grade/Unit</u>	2021 <u>Actuals</u>	As of August 19,2022 Current <u>Authorized</u>	2023 <u>Requested</u>	2023 <u>Recommended</u>	2023 <u>Adopted</u>
<u>Full-Time Positions</u>						
Public Safety Systems Supervisor *	24 Admin	1	0	0	0	0
Senior Emergency Services Dispatcher	22 BAPA	0	2	2	2	2
Senior Emergency Services Dispatcher**	18 BAPA	1	0	0	0	0
Total Full-Time Positions		2	2	2	2	2
<u>Part-Time Positions</u>						
None						
Total Part-Time Positions		0	0	0	0	0
Total Positions		2	2	2	2	2

* Transferred to 20010003 Emergency Services Operations in 2022

BROOME COUNTY GOVERNMENT
 REVENUE AND APPROPRIATION SUMMARY
 BY DEPARTMENT AND DIVISION

FUND: 1010 General Operating
 DEPT: 20000000 Emergency Services
 DIV: 02 Emergency Svcs-911 Comm

Account	2021 Actuals	2022 Budget	2022 YTD Actuals As of 11/17/22	2023 Budget Requested	2023 Budget Recommended	2023 Budget Adopted
0000007 Misc Interfund Revenues						
5000535 911 SURCHARGE - LANDLINE	197,662	203,788	160,853	198,075	198,075	198,075
5000548 911 - LANDLINE UPGRADE	665,658	756,926	543,456	735,705	735,705	735,705
5000561 TRANSFER FROM RESERVE FUND	0	0	0	35,268	35,268	35,268
0000007 Misc Interfund Revenues Totals	863,320	960,714	704,309	969,048	969,048	969,048
Rev Total for Div: 2002	863,320	960,714	704,309	969,048	969,048	969,048
0000010 Personnel Service						
6001000 SALARIES FULL-TIME	134,400	118,204	94,721	133,453	133,453	133,453
6001003 SALARIES OVERTIME	385	18,890	5,450	26,000	26,000	26,000
6001004 SALARIES SHIFT DIFFERENTIAL	86	6,000	1,932	6,000	6,000	6,000
6001008 STAND-BY PAY	128	1,000	133	1,000	1,000	1,000
0000010 Personnel Service Totals	134,999	144,094	102,236	166,453	166,453	166,453
0000040 Contractual Expenditures						
6004101 TELEPHONE	8,682	0	0	0	0	0
6004199 RADIO EQUIPMENT LEASE	0	637,744	151,371	553,817	553,817	553,817
6004595 TRANSFER TO RESERVE	0	119,182	0	181,888	181,888	181,888
0000040 Contractual Expenditures Totals	8,682	756,926	151,371	735,705	735,705	735,705
0000080 Employee Benefits						
6008001 STATE RETIREMENT	24,357	23,499	21,080	28,172	28,172	28,172
6008002 SOCIAL SECURITY	9,369	9,042	7,331	10,209	10,209	10,209
6008006 LIFE INSURANCE	16	30	8	30	30	30
6008007 HEALTH INSURANCE	37,921	27,123	21,274	28,479	28,479	28,479
0000080 Employee Benefits Totals	71,663	59,694	49,693	66,890	66,890	66,890
Exp Total for Div: 2002	215,344	960,714	303,300	969,048	969,048	969,048

REPORT:BP033

BROOME COUNTY GOVERNMENT
 REVENUE AND APPROPRIATION SUMMARY
 BY DEPARTMENT AND DIVISION

FUND: 1010 General Operating
 DEPT: 20000000 Emergency Services
 DIV: 02 Emergency Svcs-911 Comm

Account	2021 Actuals	2022 Budget	2022 YTD Actuals As of 11/17/22	2023 Budget Requested	2023 Budget Recommended	2023 Budget Adopted
Total for Div: 20000000	647,976	0	401,009	0	0	0

BROOME COUNTY GOVERNMENT
 REVENUE AND APPROPRIATION SUMMARY
 BY DEPARTMENT AND DIVISION

FUND: 1010 General Operating
 DEPT: 20000000 Emergency Services
 DIV: 03 Emergency Services-911 Wireless

Account	2021 Actuals	2022 Budget	2022 YTD Actuals As of 11/17/22	2023 Budget Requested	2023 Budget Recommended	2023 Budget Adopted
0000007 Misc Interfund Revenues						
5000541 911 SURCHARGE - WIRELESS	557,619	530,600	418,332	573,429	573,429	573,429
5000547 911 - WIRELESS UPGRADE	2,044,430	1,996,067	1,533,754	2,102,571	2,102,571	2,102,571
0000007 Misc Interfund Revenues Totals	2,602,049	2,526,667	1,952,086	2,676,000	2,676,000	2,676,000
Rev Total for Div: 2003	2,602,049	2,526,667	1,952,086	2,676,000	2,676,000	2,676,000
0000040 Contractual Expenditures						
6004010 BOOKS AND SUBSCRIPTIONS	50	305	0	305	305	305
6004012 OFFICE SUPPLIES	4,290	5,000	2,663	5,000	5,000	5,000
6004045 TRAINING AND EDUCATIONAL SUPPL	931	600	0	600	600	600
6004046 GAS OIL GREASE AND DIESEL FUEL	5,758	2,500	13,110	12,000	12,000	12,000
6004048 MISC OPERATIONAL SUPPLIES	1,104	10,610	5,245	12,100	12,100	12,100
6004100 POSTAGE AND FREIGHT	20	0	0	0	0	0
6004101 TELEPHONE	35,660	49,000	29,885	49,000	49,000	49,000
6004105 DUES AND MEMBERSHIPS	727	1,075	297	1,075	1,075	1,075
6004106 GENERAL OFFICE EXPENSES	1,445	1,500	1,247	1,500	1,500	1,500
6004138 OTHER OPERATIONAL EXPENSES	133,790	238,348	126,179	263,441	263,441	263,441
6004160 MILEAGE AND PARKING-LOCAL	191	500	298	500	500	500
6004161 TRAVEL HOTEL AND MEALS	6,770	13,212	3,823	14,462	14,462	14,462
6004162 EDUCATION AND TRAINING	9,406	28,496	19,350	33,992	33,992	33,992
6004196 COPYING MACHINE RENTALS	4,438	7,500	6,255	7,500	7,500	7,500
6004199 RADIO EQUIPMENT LEASE	0	1,996,067	1,474,738	1,582,753	1,582,753	1,582,753
6004595 TRANSFER TO RESERVE	0	0	0	519,818	519,818	519,818
0000040 Contractual Expenditures Totals	204,580	2,354,713	1,683,090	2,504,046	2,504,046	2,504,046
0000041 Chargeback Expenses						
6004609 DATA PROCESSING CHARGEBACKS	110,133	109,954	54,977	109,954	109,954	109,954
6004610 PERSONNEL SERVICES CHARGEBACKS	0	45,000	45,000	45,000	45,000	45,000
6004621 BUILDING AND LAND RENTAL CHARG	17,000	17,000	17,000	17,000	17,000	17,000
0000041 Chargeback Expenses Totals	127,133	171,954	116,977	171,954	171,954	171,954
0000060 Principal on Indebtedness						

REPORT:BP033

BROOME COUNTY GOVERNMENT
REVENUE AND APPROPRIATION SUMMARY
BY DEPARTMENT AND DIVISION

FUND: 1010 General Operating
DEPT: 20000000 Emergency Services
DIV: 03 Emergency Services-911 Wireless

Account	2021 Actuals	2022 Budget	2022 YTD Actuals As of 11/17/22	2023 Budget Requested	2023 Budget Recommended	2023 Budget Adopted
6006008 PRINCIPAL ON CAPITAL LEASE	2,401	0	0	0	0	0
0000060 Principal on Indebtedness Totals	2,401	0	0	0	0	0
0000070 Interest on Indebtedness						
6007005 INTEREST ON CAPITAL LEASE	484	0	0	0	0	0
0000070 Interest on Indebtedness Totals	484	0	0	0	0	0
 Exp Total for Div: 2003	 334,598	 2,526,667	 1,800,067	 2,676,000	 2,676,000	 2,676,000
 Total for Div: 20000000	 2,267,451	 0	 152,019	 0	 0	 0

REPORT:BP033

BROOME COUNTY GOVERNMENT
REVENUE AND APPROPRIATION SUMMARY
BY DEPARTMENT AND DIVISION

FUND: 1010 General Operating
DEPT: 20000000 Emergency Services
DIV: 04 EMS - Emergency Medical Training

Account	2021 Actuals	2022 Budget	2022 YTD Actuals As of 11/17/22	2023 Budget Requested	2023 Budget Recommended	2023 Budget Adopted
0000080 Employee Benefits						
6008001 STATE RETIREMENT	755	0	0	0	0	0
0000080 Employee Benefits Totals	<u>755</u>	<u>0</u>	<u>0</u>	<u>0</u>	<u>0</u>	<u>0</u>
Exp Total for Div: 2004	<u>755</u>	<u>0</u>	<u>0</u>	<u>0</u>	<u>0</u>	<u>0</u>
Total for Div: 20000000	<u>-755</u>	<u>0</u>	<u>0</u>	<u>0</u>	<u>0</u>	<u>0</u>
Total for Dept: 20000000	<u>-2,379,706</u>	<u>-5,403,125</u>	<u>-3,914,086</u>	<u>-6,545,786</u>	<u>-6,327,670</u>	<u>-6,327,670</u>

Probation

Probation Director

Deputy Director

Criminal Unit

Criminal Investigations
 Criminal Probation Supervision
 Interim and transfer Supervision
 Specialized DWI Caseload
 Specialized Sex Offender Caseload
 Specialized Domestic Violence Caseload
 Specialized gun involved cases
 Semi specialized mental health cases
 Victim Reparation
 Electronic Monitoring
 Sex Offender Registry
 DNA Collection
 Drug and Alcohol Testing
 Coordination with referral agencies
 Drug, Domestic Violence, Integrated Domestic
 Violence, Veteran's Courts
 Case Management System entries
 Risk Assessments
 Electronic Monitoring
 Grants
 Pre-Trial Release Program
 Ignition Interlock Device

Administration

Fiscal Management/ Budget/
 Personnel
 Restitution Collection and
 Disbursement to Crime Victims
 DWI Fine Collection for Broome
 County Court
 DWI Supervision Fees
 Records Management
 Grant reporting

Family Services Unit

Court Ordered Investigations
 Family Court and Youth Part Supervision
 Adjudicated Persons in Need of Supervision
 Juvenile Delinquents
 Adolescent Offenders
 Juvenile Offenders
 Support Cases and Family Offenses
 Adoption Investigations
 Comprehensive Assessments/ Reports
 Juvenile Delinquent Diversion Case Management
 Youth Part Voluntary Case Planning and
 Assessment
 Youth Assessment Screening Instrument, MAYSI-2
 Probation Tracking System, Caseload Explorer
 Juvenile Delinquent Diversion Victims' Satisfaction
 Youth Part Victims' Satisfaction
 Electronic Monitoring
 Victim Reparation
 Youth Part Special Programming
 Youth Part Pre-Trial
 Family Court Pre-Dispositional supervision

Probation

Mission Statement

The Broome County Probation Department is dedicated to reducing crime and delinquency and facilitating the rehabilitation of offenders of the law. This is accomplished through investigation, supervision, and diversion of offenders that have violated laws of the Family Court Act, the Penal Law, Vehicle and Traffic Law and other laws of the State of New York. This Department works closely with the Courts, police agencies, treatment agencies and other human service agencies in Broome County to rehabilitate offenders. The Probation Department strives to balance community safety with offender rehabilitation.

Description

The Criminal Division supervises all adults aged 18 and above who are placed on Probation by the criminal courts in Broome County. At the end of 2021 the Criminal Division was supervising 1,048 individuals. This supervision is accomplished via office visits, field calls and Court appearances. The New York State Department of Criminal Justice Services/Office of Probation and Correctional Alternatives (DCJS/OPCA) regulates the number of contacts made with each offender through mandatory risk assessments.

The Criminal Division completed 643 investigations by the end of 2021. These investigations included Pre-Sentence/Pre-Plea Reports and Certificate of Relief investigations as ordered by the Courts in Broome County, regardless of disposition. The Criminal Division also provides Pre-Trial Release services as an alternative to incarceration and thus, decreases potential jail days. The Pre-Trial Unit screened 1287 individuals in 2021. Of those screened 657 were released to Pre-Trial services and saved \$2,131,116 in jail costs. In addition, in 2021, 98 individuals were monitored on Electronic Monitoring for 10,273 days.

The Family Services Division provides Pre-Dispositional Investigations for Persons in Need of Supervision (PINS) petitions and Juvenile Delinquency (JD) petitions and Adoption Investigations as ordered by Family Court. The Division provides the Court Pre-Dispositional Supervision services for youth pending Court appearances which can also include Electronic Monitoring. Youth placed on Probation through Family Court are supervised according to the contact rules established by the State and mandatory risk assessments. The Family Unit also provides JD Diversion services to prevent youth from entering the Court system. Probation works closely with stakeholders including Social Services, services agencies, law enforcement and the County Attorney's Office to divert youth from Court and avoid costly detention and out of home placements by engaging youth and families in community services and interventions.

In addition, the Family Services Division is responsible for the Raise the Age youth (16–18-year-olds) that are adjudicated/convicted in Youth Part Court or removed to Family Court. As a part of the services provided to youth involved in the Youth Part Court, Probation provides Voluntary Case Planning and Assessment, Pre-Trial Services and Electronic Monitoring as an alternative to detention pending Court appearances, Pre-Plea and Pre-Sentence Investigations and Supervision if sentenced to Probation by the Court. Youth sentenced to Probation through Youth Part are also supervised according to the contact rules by the State and mandatory risk assessments.

2023 Objectives

- Attempt to manage caseloads with increasingly higher levels of supervision requirements and needs. Probation and Pre-Trial has seen an increase in more serious and violent offenders being serviced by the Department. This trend has its roots in substance use, mental illness, and the effects of the COVID pandemic lockdown which disrupted services that can assist with the prevention of crime. This change in offenders placed on Probation has made for a more volatile clientele that require greater services and supervision. The number of individuals released to Pre-Trial Services by the Criminal Courts has increased since bail reform. Probation anticipates that this will continue in 2023. The trend has been for individuals to stay on Pre-Trial longer and more of these individuals are being monitored on Electronic Monitoring for extended periods of time.
- To manage un-funded New York State mandates, including increased mandatory training requirements for Peace Officers, DNA specimen collection, Sex Offender Registration, and Bail Reform.
- To continue to provide community supervision to Probationers according to their criminogenic needs and risk levels through YASI, MAYSI-2, STATIC 99-R and COMPAS assessments.
- Attempt to fund DCJS/OPCA new required mandates to place all Probationers who have been convicted of gun related charges on six months of electronic monitoring.
- Recruit and maintain professional staff.

- Continued involvement with Drug Court, Domestic Violence Court, Youth Part Court, and the Integrated Domestic Violence Court. Continued participation in the DWI Impact Panel, Domestic Violence Impact Panel, Magistrates Association meetings, Regional Youth Justice Team, Juvenile Justice Task Force as well as Raise the Age collaborative meetings.
- To increase participation in the G.I.V.E. initiative by having a Probation Officer co-located at the Crime Analysis Center on a part time basis.

2023 Budget Highlights

- It is anticipated that the New York State aid reimbursement rate for eligible Probation expenses will remain flat or be decreased.
- A request is being made for a salary upgrade for all Officers in the Probation Department.
- An increase in funding for education/training, electronic monitoring, travel expenses, and overtime is being requested due to State mandated supervision requirements for G.I.V.E. involved Probationers and expenses related to the increased training for Peace Officers mandated by the State.

Probation 21010003

<u>Title of Position</u>	<u>Grade/Unit</u>	As of July 5, 2022				
		<u>2021 Actuals</u>	<u>Current Authorized</u>	<u>2023 Requested</u>	<u>2023 Recommended</u>	<u>2023 Adopted</u>
<u>Full-Time Positions</u>						
Probation Director Group B	G Admin	1	1	1	1	1
Deputy Probation Director Group B	D Admin	1	1	1	1	1
Probation Supervisor	23 BAPA	0	0	6	6	6
Probation Supervisor	21 BAPA	6	6	0	0	0
Senior Probation Officer/Probation Officer 2	21 CSEA	0	0	6	6	6
Senior Probation Officer/Probation Officer 2	19 CSEA	6	6	0	0	0
Probation Officer 1/Trainee	19/18 CSEA	0	0	28	28	28
Probation Officer 1/Trainee	17/16 CSEA	29	29	0	0	0
Principal Account Clerk	13 CSEA	1	1	1	1	1
Secretary	13 CSEA	1	1	1	1	1
Probation Assistant	14 CSEA	0	0	1	1	1
Probation Assistant	12 CSEA	2	2	0	0	0
Keyboard Specialist	8 CSEA	3	3	3	3	3
Account Clerk	7 CSEA	2	2	2	2	2
Total Full-Time Positions		52	52	50	50	50
<u>Part-Time Positions</u>						
None						
Total Part-Time Positions		0	0	0	0	0
Total Positions		52	52	50	50	50

REPORT:BP032

BROOME COUNTY GOVERNMENT
REVENUE AND APPROPRIATION SUMMARY BY DEPARTMENT

FUND: 1010 General Operating
DEPT: 21000000 Probation

Account	2021 Actuals	2022 Budget	2022 YTD Actuals As of 11/17/22	2023 Budget Requested	2023 Budget Recommended	2023 Budget Adopted
0000002 Departmental Income						
5000165 MISCELLANEOUS	0	2,100	0	2,100	2,100	2,100
5000208 RESTITUTION/REPARATION SURCHAR	10,042	13,361	4,628	7,941	7,941	7,941
5000333 OTHER DEPARTMENTAL CHARGEBACK	61,525	24,000	30,726	24,000	24,000	24,000
0000002 Departmental Income Total	71,567	39,461	35,354	34,041	34,041	34,041
0000007 Misc Interfund Revenues						
5000530 REFUNDS OF PRIOR YEARS EXPENDI	3,808	0	2,579	0	0	0
5000534 TRANSFER FROM INSURANCE RESERV	50	0	0	0	0	0
5000545 CREDIT CARD REBATES	0	0	12	0	0	0
0000007 Misc Interfund Revenues Total	3,858	0	2,591	0	0	0
0000008 State Aid						
5000808 OTHER STATE AID	69,279	0	0	0	0	0
5000814 PROBATION SERVICES	432,321	432,321	324,241	432,231	432,231	432,231
5000835 STATE AID	135,514	317,874	0	317,874	317,874	317,874
0000008 State Aid Total	637,114	750,195	324,241	750,105	750,105	750,105
0000009 Federal Aid						
5000946 FEDERAL AID - OTHER	3,755	3,513	70,656	7,386	7,386	7,386
0000009 Federal Aid Total	3,755	3,513	70,656	7,386	7,386	7,386
Rev Totals for Dept: 21000000	716,294	793,169	432,842	791,532	791,532	791,532
0000010 Personnel Service						
6001000 SALARIES FULL-TIME	2,060,636	2,552,430	1,634,966	2,676,645	2,664,265	2,664,265
6001002 SALARIES TEMPORARY	1,287	0	0	0	0	0
6001003 SALARIES OVERTIME	0	17,387	0	10,000	10,000	10,000
0000010 Personnel Service Totals	2,061,923	2,569,817	1,634,966	2,686,645	2,674,265	2,674,265

BROOME COUNTY GOVERNMENT
REVENUE AND APPROPRIATION SUMMARY BY DEPARTMENT

FUND: 1010 General Operating
DEPT: 21000000 Probation

Account	2021 Actuals	2022 Budget	2022 YTD Actuals As of 11/17/22	2023 Budget Requested	2023 Budget Recommended	2023 Budget Adopted
0000040 Contractual Expenditures						
6004012 OFFICE SUPPLIES	4,199	6,100	3,392	6,500	6,500	6,500
6004046 GAS OIL GREASE AND DIESEL FUEL	33	100	30	100	100	100
6004048 MISC OPERATIONAL SUPPLIES	2,446	20,000	6,822	20,000	20,000	20,000
6004062 MEDICAL LAB & CLINIC SUPPLIES	125	0	0	0	0	0
6004105 DUES AND MEMBERSHIPS	1,400	1,400	1,400	1,500	1,500	1,500
6004106 GENERAL OFFICE EXPENSES	756	1,500	1,018	1,500	1,500	1,500
6004136 OPERATIONAL EQUIPMENT REPAIRS	0	200	0	200	200	200
6004138 OTHER OPERATIONAL EXPENSES	377	750	0	750	750	750
6004146 SUBCONTRACTED PROGRAM EXPENSE	58,370	75,000	35,655	105,650	105,650	105,650
6004160 MILEAGE AND PARKING-LOCAL	421	1,000	448	1,000	1,000	1,000
6004161 TRAVEL HOTEL AND MEALS	49	15,000	2,681	25,000	25,000	25,000
6004162 EDUCATION AND TRAINING	0	600	432	1,600	1,600	1,600
6004169 DAY TRIP MEAL REIMBURSEMENT	0	400	0	400	400	400
6004196 COPYING MACHINE RENTALS	4,963	6,000	4,167	6,000	6,000	6,000
6004200 PROPERTY LOSS	50	0	0	0	0	0
6004573 OTHER FEES FOR SERVICES	464	10,000	365	10,000	10,000	10,000
0000040 Contractual Expenditures Totals	73,653	138,050	56,410	180,200	180,200	180,200
0000041 Chargeback Expenses						
6004602 INSURANCE PREMIUM CHARGEBACK	4,437	6,514	4,886	8,229	8,229	8,229
6004606 TELEPHONE BILLING ACCOUNT	0	0	0	1,196	1,196	1,196
6004609 DATA PROCESSING CHARGEBACKS	0	0	0	22,235	22,235	22,235
6004615 GASOLINE CHARGEBACK	3,360	5,500	2,304	9,000	9,000	9,000
6004616 FLEET SERVICE CHARGEBACK	7,268	10,000	10,000	10,500	10,500	10,500
6004626 TRANSPORTATION SERVICES CHARGE	9,760	7,268	0	8,265	8,265	8,265
0000041 Chargeback Expenses Totals	24,825	29,282	17,190	59,425	59,425	59,425
0000080 Employee Benefits						
6008001 STATE RETIREMENT	312,514	397,446	248,872	457,171	455,852	455,852
6008002 SOCIAL SECURITY	150,325	195,034	118,923	214,689	203,817	203,817
6008004 WORKERS COMPENSATION	9,308	8,602	6,452	17,536	17,536	17,536
6008006 LIFE INSURANCE	333	780	179	780	780	780
6008007 HEALTH INSURANCE	430,545	571,400	326,089	532,471	532,471	532,471
6008009 RETIREE HEALTH INSURANCE	514,575	527,373	368,504	569,052	569,052	569,052
6008010 DISABILITY INSURANCE	2,840	3,872	2,204	3,872	3,872	3,872
6008013 HEALTH INS - RETIRE INCENTIVE	6,021	0	0	0	0	0

REPORT:BP032

BROOME COUNTY GOVERNMENT
REVENUE AND APPROPRIATION SUMMARY BY DEPARTMENT

FUND: 1010 General Operating
DEPT: 21000000 Probation

Account	2021 Actuals	2022 Budget	2022 YTD Actuals As of 11/17/22	2023 Budget Requested	2023 Budget Recommended	2023 Budget Adopted
0000080 Employee Benefits Totals	1,426,461	1,704,507	1,071,223	1,795,571	1,783,380	1,783,380
0000090 Transfers						
6009002 TRANSFER TO GRANT FUND	105,980	105,980	0	121,706	121,706	121,706
0000090 Transfers Totals	105,980	105,980	0	121,706	121,706	121,706
Exp Totals for Dept: 21000000	3,692,842	4,547,636	2,779,789	4,843,547	4,818,976	4,818,976
Total for Dept: 21000000	-2,976,548	-3,754,467	-2,346,947	-4,052,015	-4,027,444	-4,027,444

Security Services

Commissioner of Public Works, Parks,
Recreation and Youth Services

Director of Security Services

Senior Security Services
Investigator

Assistant Director
Of Security

Senior Security Services
Investigator

Dog Shelter
Manager

County Office Building

NYS DCJS Liaison
STCAC Representative
Training Records
Property and Evidence processes
Employee and Events Parking
Secure financial transfers
Pre-employment, Vendor and
Licensee screenings
Internal, confidential and
Departmental investigations
County-Wide Access Control
and Best Key System
Governmental Complex and Tri-
Partite Security Services
Taxicab Administration and
Licensing
Video Surveillance/AXON
Stop Arm Camera Program

Operations

TSA Contract
Sentry Alarms
Facility Investigations
Special Events
Uniformed Services
Airport
Arena and Forum
County Office Building
County Parks System
DMV
George Harvey Justice Building
Health Department
Public Library
Social Services-Mental Health
Public Transportation Intermodal
Willow Point Nursing Home
Career and Community Services
Center

Fraud Unit

Public Assistance Investigations
Front End Detection Program
Sanctions and Restitution
Medicaid, SNAP, Child Care
and HEAP Fraud Investigations
Homeless Shelter Investigative
Initiatives

Dog Shelter

Housing and care
Redemptions
Adoptions
Boarding
Pet Sign-Overs
Community Outreach
Municipal Contract Services

Public Works, Parks, Recreation and Youth Services Security Services

Mission Statement

Maintain a safe and orderly atmosphere upon County properties and elsewhere by rendering assistance, encouraging compliance and providing enforcement as necessary. Protect the County facilities and assets from damage and loss. Provide services as required, which are best provided by a security organization, to enhance governmental operations and reduce liability. To provide support to local Law Enforcement Agencies as needed. Provide specific Security related functions as may be required.

Description

The Division consists of four units, which are responsible for unique and separate services. Administrative Services include maintenance and operation of the County ID Badge System, pre-employment screening process, access control system, parking management, property and evidence management, video surveillance management, security records, equipment, training and evaluation of staff performance. Security Operations include uniformed security services at County facilities such as the Department of Social Services, Health, Airport, Arena, Forum, Parks, Government Complex, CCSC, Willow Point Nursing Home, Library and Intermodal. The Case Integrity Unit conducts welfare fraud for the Department of Social Services and internal investigations as needed. The Broome County Dog Shelter provides contracted dog shelter services for eleven towns and the City of Binghamton.

2023 Objectives

- Maintain a professional and safe environment for employees and visitors to County facilities through a comprehensive and efficient deployment of Security personnel and resources.
- Investigate recipient fraud in the Social Services benefit programs with a focus on Front End Detection System (FEDS), Safety Net and emergency housing programs.
- Migrate divisional records into ONBASE, transition tablets for EMS, patrol and investigations to enhance efficiencies and capabilities.
- Participate in various community outreach programs to increase awareness of the Dog Shelter and increase adoptions and reduce impoundments.
- Assess and purchase equipment as needed to increase efficiency and utilize newer technology to benefit the dogs while in the Shelter's care.
- Increase interagency cooperation and support with local law enforcement agencies.

2023 Budget Highlights

- Maintain a safe, family friendly environment for visitors to the Broome County Parks, Arena, Forum and special events.
- Continue administrative and enforcement efforts of the countywide stop arm camera program.
- Maintain technology and infrastructure resources with AXON, TASER, BEAST, PELCO and BEST Access System.
- Assess and upgrade current surveillance equipment to better serve in the detection and prosecution of suspected criminal activity.

Public Works, Parks, Recreation and Youth Services 22000203,22000103
 Security Services/Dog Shelter

<u>Title of Position</u>	<u>Grade/Unit</u>	As of July 5,2022				
		<u>2021 Actuals</u>	<u>Current Authorized</u>	<u>2023 Requested</u>	<u>2023 Recommended</u>	<u>2023 Adopted</u>
<u>Full-Time Positions</u>						
Director of Security	F Admin	1	1	1	1	1
Assistant Director of Security	23 Admin	1	1	1	1	1
Supervising Fraud Investigator *	23 BAPA	1	1	1	1	1
Security Supervisor	21 BAPA	0	0	6	6	6
Security Supervisor	18 BAPA	6	6	0	0	0
Dog Shelter Manager	17 BAPA	1	1	1	1	1
Senior Security Svcs Investigator	21 CSEA	0	0	2	2	2
Senior Security Svcs Investigator	20 CSEA	2	2	0	0	0
Security Services Investigator	20 CSEA	0	0	5	5	5
Security Services Investigator	17 CSEA	5	5	0	0	0
Senior Social Services Examiner	13 CSEA	1	1	1	1	1
Senior Security Officer II	18 CSEA	0	0	2	2	2
Security Officer II	16 CSEA	0	0	16	16	16
Security Officer II	12 CSEA	18	18	0	0	0
Social Services Examiner	11 CSEA	1	1	1	1	1
Senior Kennel Person	13 CSEA	0	0	1	1	1
Senior Kennel Person	9 CSEA	1	1	0	0	0
Keyboard Specialist	8 CSEA	1	1	1	1	1
Kennel Person	11 CSEA	0	0	1	1	1
Kennel Person	7 CSEA	1	1	0	0	0
Total Full-Time Positions		40	40	40	40	40
<u>Part-Time Positions</u>						
None						
Total Part-Time Positions		0	0	0	0	0
Total Positions		40	40	40	40	40

* One position unfunded since 2013

REPORT:BP032

BROOME COUNTY GOVERNMENT
REVENUE AND APPROPRIATION SUMMARY BY DEPARTMENT

FUND: 1010 General Operating

DEPT: 22000000 Security

Account	2021 Actuals	2022 Budget	2022 YTD Actuals As of 11/17/22	2023 Budget Requested	2023 Budget Recommended	2023 Budget Adopted
0000002 Departmental Income						
5000165 MISCELLANEOUS	0	0	6	0	0	0
5000187 REIMBURSEMENT - ANIMAL SHELTER	268,450	190,861	124,312	194,563	194,563	194,563
5000217 EVENTS - BASEMENT PARKING	7,812	55,000	23,577	55,000	55,000	55,000
5000226 SHELTER REVENUE	81,722	115,000	79,488	115,000	115,000	115,000
5000230 SECURITY SVCS - OUTSIDE USER	4,850	52,000	5,281	40,000	40,000	40,000
5000242 TAXI CAB INSPECTIONS	1,900	3,500	1,775	3,500	3,500	3,500
5000308 SECURITY SERVICES	2,064,527	2,375,241	1,064,607	2,536,310	2,536,310	2,536,310
5000333 OTHER DEPARTMENTAL CHARGEBACK	28,507	23,329	23,329	23,329	23,329	23,329
0000002 Departmental Income Total	2,457,768	2,814,931	1,322,375	2,967,702	2,967,702	2,967,702
0000003 Use of Money						
5000451 INTEREST AND EARNINGS	103	100	162	100	100	100
5000463 PARKING LOT	1,740	2,000	850	2,000	2,000	2,000
5000464 PARKING PLAZA	52,435	63,000	45,435	63,000	63,000	63,000
0000003 Use of Money Total	54,278	65,100	46,447	65,100	65,100	65,100
0000004 Licenses and Permits						
5000482 TAXI CAB LICENSES	34,080	43,500	30,485	43,500	43,500	43,500
0000004 Licenses and Permits Total	34,080	43,500	30,485	43,500	43,500	43,500
0000005 Fines and Forfeitures						
5000490 FINES & FORFEITED BAIL	0	0	200	0	0	0
0000005 Fines and Forfeitures Total	0	0	200	0	0	0
0000007 Misc Interfund Revenues						
5000530 REFUNDS OF PRIOR YEARS EXPENDI	1,190	0	3,719	0	0	0
5000533 UNCLASSIFIED REVENUES	16,981	30,000	27,554	30,000	30,000	30,000
5000534 TRANSFER FROM INSURANCE RESERV	1,673	281	932	281	281	281
5000545 CREDIT CARD REBATES	158	0	73	0	0	0
5000546 Trust Account Inflows	55,740	0	0	0	0	0
5000561 TRANSFER FROM RESERVE FUND	0	73,490	73,490	84,897	84,897	84,897
0000007 Misc Interfund Revenues Total	75,742	103,771	105,768	115,178	115,178	115,178

REPORT:BP032

BROOME COUNTY GOVERNMENT
REVENUE AND APPROPRIATION SUMMARY BY DEPARTMENT

FUND: 1010 General Operating
DEPT: 22000000 Security

Account	2021 Actuals	2022 Budget	2022 YTD Actuals As of 11/17/22	2023 Budget Requested	2023 Budget Recommended	2023 Budget Adopted
0000009 Federal Aid						
5000907 PUBLIC SAFETY GRANTS - FEDERAL	35,302	72,000	0	66,500	66,500	66,500
0000009 Federal Aid Total	35,302	72,000	0	66,500	66,500	66,500
Rev Totals for Dept: 22000000	2,657,170	3,099,302	1,505,275	3,257,980	3,257,980	3,257,980
0000010 Personnel Service						
6001000 SALARIES FULL-TIME	1,656,202	1,853,907	1,362,049	2,123,382	2,131,024	2,131,024
6001002 SALARIES TEMPORARY	573,978	565,679	492,742	565,679	565,679	565,679
6001003 SALARIES OVERTIME	94,180	95,000	138,021	98,000	98,000	98,000
6001004 SALARIES SHIFT DIFFERENTIAL	13,190	16,200	13,002	16,200	16,200	16,200
6001008 STAND-BY PAY	8,030	8,500	6,943	8,500	8,500	8,500
0000010 Personnel Service Totals	2,345,580	2,539,286	2,012,757	2,811,761	2,819,403	2,819,403
0000040 Contractual Expenditures						
6004004 MATERIAL & SUPPLIES-OTHER	0	0	1,087	0	0	0
6004010 BOOKS AND SUBSCRIPTIONS	720	500	0	500	500	500
6004012 OFFICE SUPPLIES	4,670	6,500	2,954	6,500	6,500	6,500
6004021 BLDG MAINTENANCE SUPPLIES	3,122	750	3,375	750	750	750
6004022 FUEL AND HEATING SUPPLIES	5,035	6,500	3,121	6,500	6,500	6,500
6004023 BLDG AND GROUNDS SUPPLIES	10,736	500	3,529	500	500	500
6004030 FOOD AND BEVERAGES	800	1,000	900	1,000	1,000	1,000
6004041 PHOTOGRAPHIC SUPPLIES	0	200	0	3,000	3,000	3,000
6004045 TRAINING AND EDUCATIONAL SUPPL	220	0	7,641	0	0	0
6004048 MISC OPERATIONAL SUPPLIES	38,559	49,000	27,539	49,000	49,000	49,000
6004050 ANIMAL FOOD	0	1,000	271	1,000	1,000	1,000
6004052 UNIFORMS	11,359	22,593	15,096	22,593	22,593	22,593
6004054 SAFETY SUPPLIES	0	1,500	0	1,500	1,500	1,500
6004055 COMPUTER SOFTWARE AND SUPPLIES	792	5,000	189	5,000	5,000	5,000
6004112 BLDG GROUNDS AND EQUIP REPAIR	0	0	1,793	0	0	0
6004113 WATER AND SEWAGE CHARGES	6,690	5,500	7,338	7,000	7,000	7,000
6004115 ELECTRIC CURRENT	5,724	7,000	5,806	7,000	7,000	7,000
6004117 BUILDING AND GROUNDS EXPENSES	5,731	4,500	6,915	4,500	4,500	4,500

REPORT:BP032

BROOME COUNTY GOVERNMENT
REVENUE AND APPROPRIATION SUMMARY BY DEPARTMENT

FUND: 1010 General Operating
DEPT: 22000000 Security

Account	2021 Actuals	2022 Budget	2022 YTD Actuals As of 11/17/22	2023 Budget Requested	2023 Budget Recommended	2023 Budget Adopted
6004123 MEDICAL HOSPITAL AND LAB EXPEN	455	0	0	0	0	0
6004130 MOTOR EQUIP REPAIRS AND MAINT	440	0	811	0	0	0
6004137 ADVERTISING AND PROMOTION EXPE	284	0	0	0	0	0
6004138 OTHER OPERATIONAL EXPENSES	10,962	50,500	29,108	50,500	50,500	50,500
6004139 Trust Account Outflows	2,000	0	0	0	0	0
6004161 TRAVEL HOTEL AND MEALS	20	1,500	1,747	1,500	1,500	1,500
6004162 EDUCATION AND TRAINING	520	4,740	3,878	4,740	4,740	4,740
6004196 COPYING MACHINE RENTALS	3,753	4,030	5,137	5,000	5,000	5,000
6004200 PROPERTY LOSS	1,673	281	932	281	281	281
6004402 LAB SERVICES	4,410	8,000	4,460	8,000	8,000	8,000
6004568 VETERINARIAN SERVICES	34,503	35,000	41,420	40,000	40,000	40,000
0000040 Contractual Expenditures Totals	153,178	216,094	175,047	226,364	226,364	226,364
0000041 Chargeback Expenses						
6004602 INSURANCE PREMIUM CHARGEBACK	6,661	7,245	5,434	8,088	8,088	8,088
6004606 TELEPHONE BILLING ACCOUNT	1,149	1,512	951	14,820	14,820	14,820
6004609 DATA PROCESSING CHARGEBACKS	12,409	13,504	6,752	41,855	41,855	41,855
6004610 PERSONNEL SERVICES CHARGEBACKS	28,507	23,329	23,329	23,329	23,329	23,329
6004614 OTHER CHARGEBACK EXPENSES	223	66	47	185	185	185
6004615 GASOLINE CHARGEBACK	24,735	33,413	13,580	54,675	54,675	54,675
6004616 FLEET SERVICE CHARGEBACK	46,360	47,500	47,500	52,500	52,500	52,500
6004617 DUPLICATING/PRINTING CHARGEBAC	273	784	1,347	732	732	732
6004618 OFFICE SUPPLIES CHARGEBACK	241	273	229	266	266	266
6004619 BUILDING SERVICE CHARGEBACK	967	5,000	3,138	5,000	5,000	5,000
6004626 TRANSPORTATION SERVICES CHARGE	51,756	32,682	32,682	43,985	43,985	43,985
0000041 Chargeback Expenses Totals	173,281	165,308	134,989	245,435	245,435	245,435
0000060 Principal on Indebtedness						
6006008 PRINCIPAL ON CAPITAL LEASE	2,458	0	0	0	0	0
0000060 Principal on Indebtedness Totals	2,458	0	0	0	0	0
0000070 Interest on Indebtedness						
6007005 INTEREST ON CAPITAL LEASE	378	0	0	0	0	0
0000070 Interest on Indebtedness Totals	378	0	0	0	0	0

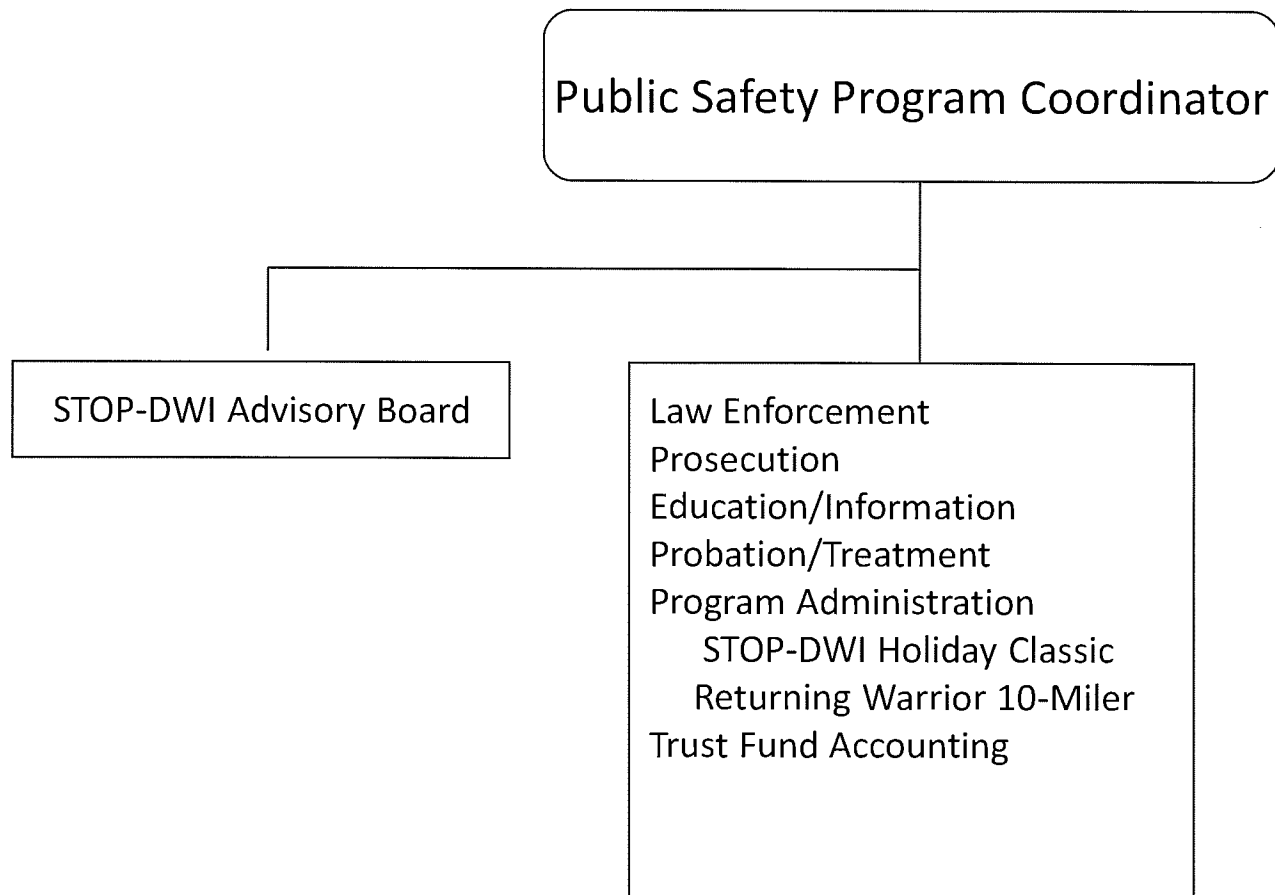
REPORT:BP032

BROOME COUNTY GOVERNMENT
 REVENUE AND APPROPRIATION SUMMARY BY DEPARTMENT

FUND: 1010 General Operating
 DEPT: 22000000 Security

Account	2021 Actuals	2022 Budget	2022 YTD Actuals As of 11/17/22	2023 Budget Requested	2023 Budget Recommended	2023 Budget Adopted
0000080 Employee Benefits						
6008001 STATE RETIREMENT	280,433	318,908	242,875	373,645	375,173	375,173
6008002 SOCIAL SECURITY	170,886	197,563	145,680	162,386	162,971	162,971
6008004 WORKERS COMPENSATION	33,842	31,451	23,566	30,605	30,605	30,605
6008006 LIFE INSURANCE	279	600	150	600	600	600
6008007 HEALTH INSURANCE	367,301	440,175	358,024	522,026	522,026	522,026
6008009 RETIREE HEALTH INSURANCE	118,999	129,673	86,088	135,573	135,573	135,573
6008010 DISABILITY INSURANCE	2,209	2,725	1,753	2,728	2,728	2,728
6008011 UNEMPLOYMENT INSURANCE	0	0	8	0	0	0
6008013 HEALTH INS - RETIRE INCENTIVE	4,058	0	0	0	0	0
0000080 Employee Benefits Totals	978,007	1,121,095	858,144	1,227,563	1,229,676	1,229,676
Exp Totals for Dept: 22000000	3,652,882	4,041,783	3,180,937	4,511,123	4,520,878	4,520,878
Total for Dept: 22000000	-995,712	-942,481	-1,675,662	-1,253,143	-1,262,898	-1,262,898

STOP - DWI



STOP-DWI

Mission Statement

To develop and coordinate a comprehensive DWI counter-measure program to reduce impaired driving related crashes, injuries and fatalities.

Description

STOP-DWI stands for “Special Traffic Options Program for Driving While Intoxicated”. The STOP-DWI program was enacted by the State Legislature in 1981 for the purposes of empowering county governments to coordinate local efforts to reduce the incidence of impaired driving within the context of a comprehensive and financially self-sustaining highway safety program.

Pursuant to Article 31 Section 1197 of the New York State Vehicle and Traffic Law and 15 NYCRR Part 172 of the Commissioner’s Rules and Regulations, the Broome County STOP-DWI Program develops and coordinates a comprehensive DWI countermeasures program that places a priority on general deterrence, the prevention of impaired driving through high visibility enforcement and prosecution efforts. To that end, STOP-DWI funds enhanced police patrols that are dedicated to DWI enforcement as well as provides specialized breath testing equipment and video cameras to police agencies. The District Attorney’s office receives funds for a prosecutor to specialize in felony DWI prosecutions. STOP-DWI also provides funding to the Broome County Probation Department to deal with recidivist DWI offenders.

In addition, STOP-DWI funds an effective traditional and social media campaign in order to heighten public awareness about the dangers of impaired driving and to promote the enforcement and prosecution efforts. STOP-DWI serves as the ignition interlock device monitor for all DWI conditional discharge cases in Broome County and assists SUNY Broome Community College with their Impaired Driver Program.

STOP-DWI also sponsors numerous training seminars for prosecutors, police, educators, and treatment professionals who work with various aspects of the impaired driving issues. STOP-DWI works with area middle and high schools and conducts numerous community outreach programs. The STOP-DWI Program also uses the popularity of sports to further promote its safe driving and healthy lifestyles message.

STOP-DWI operates pursuant to 15 NYCRR Part 172 of the Commissioners Rules and Regulations which limits funding to enhancement programs which reduce the incidence of impaired driving. Broome County’s STOP-DWI Program is supported entirely by the fines of people convicted of driving while intoxicated, DWI probation supervision fees, and state and federal grants.

2023 Objectives

Enforcement and Adjudication Component

- Continue the high visibility STOP-DWI Task Force Program using specially marked patrol vehicles and overtime patrols that are dedicated to DWI enforcement.
- Purchase specialized breath testing equipment and supplies for DWI enforcement.

- Support specialized crash investigation and reconstruction efforts among Broome County's law enforcement agencies.
- Support the Drug Recognition Expert (DRE) program with area police agencies.
- Continue the STOP-DWI prosecution program with the Broome County District Attorney's office.
- Continue the STOP-DWI probation program with the Broome County Probation Department.
- Continue funding an in-house random drug testing program for DWI probationers.
- Continue monitoring interlock devices for conditional discharge cases.

Education and Public Awareness Component

- Continue specialized education programs for enforcement, prosecution, education, and treatment professionals who work with various aspects of the impaired driving issues.
- Continue to offer TIPS Alcohol Server Training Program to on-premise (bars, taverns) and off-premise (caterers) establishments and to work with licensed establishments on the prevention of impaired driving.
- Conduct community outreach public speaking engagements, and make videos, displays, and printed materials available to schools and other organizations.
- Continue to support education and public awareness activities in middle schools and high schools.
- Conduct a comprehensive electronic and print advertising campaign to promote awareness about the DWI issue.
- Conduct special projects/events such as Teen Traffic Safety Day to further promote the STOP-DWI and healthy lifestyles message to youth and the community.

Administrative/Evaluation Component:

- Work with the STOP-DWI Advisory Board, local officials and public and private community organizations to develop and coordinate a comprehensive DWI countermeasure program.
- Monitor and evaluate traffic crash, arrest, and conviction data to assess the effectiveness of Broome County's effort.
- Coordinate local efforts to implement the Ignition Interlock Device (IID) requirements of Leandra's Law.
- Seek private/corporate sponsorship to help finance education and promotional efforts.
- Serve as Director of SUNY Broome's Impaired Driver Program (IDP).

2023 Budget Highlights

- Application of DWI fine revenues to cover program expenses resulting in no cost to local taxpayers.
- Application of DWI Probation Supervision Fees to fund STOP-DWI's Probation programming.
- Zero application of STOP-DWI fund balance.
- Maintaining a comprehensive DWI countermeasures program with declining DWI fine revenues.
- Providing financial assistance to county and local law enforcement to purchase specialized equipment and fund overtime patrols.
- STOP-DWI Coordinator activities will be performed by the Public Safety Program Coordinator.

STOP-DWI 24000003

<u>Title of Position</u>	<u>Grade/Unit</u>	2022 <u>Actuals</u>	As of July 5,2022 Current <u>Authorized</u>	2023 <u>Requested</u>	2023 <u>Recommended</u>	2023 <u>Adopted</u>
<u>Full-Time Positions</u>						
STOP DWI Coordinator*	22 Admin	1	1	1	1	1
Secretary**	13 CSEA	1	1	1	1	1
Total Full-Time Positions		2	2	2	2	2
<u>Part-Time Positions</u>						
None						
Total Part-Time Positions		0	0	0	0	0
Total Positions		2	2	2	2	2

* One position unfunded since 2017

**One position unfunded since 2021

REPORT:BP032

BROOME COUNTY GOVERNMENT
REVENUE AND APPROPRIATION SUMMARY BY DEPARTMENT

FUND: 1010 General Operating
DEPT: 24000000 STOP DWI

Account	2021 Actuals	2022 Budget	2022 YTD Actuals As of 11/17/22	2023 Budget Requested	2023 Budget Recommended	2023 Budget Adopted
0000002 Departmental Income						
5000426 MISCELLANEOUS	46	0	0	0	0	0
0000002 Departmental Income Total	46	0	0	0	0	0
0000005 Fines and Forfeitures						
5000491 STOP DWI FINES	135,741	160,000	50,783	120,000	120,000	120,000
5000492 DWI SUPERVISION FEES	38,499	25,000	17,129	20,882	20,882	20,882
0000005 Fines and Forfeitures Total	174,240	185,000	67,912	140,882	140,882	140,882
0000007 Misc Interfund Revenues						
5000545 CREDIT CARD REBATES	34	50	20	0	0	0
5000546 Trust Account Inflows	3,225	0	0	0	0	0
0000007 Misc Interfund Revenues Total	3,259	50	20	0	0	0
0000009 Federal Aid						
5000946 FEDERAL AID - OTHER	6,820	9,700	5,881	9,000	9,000	9,000
0000009 Federal Aid Total	6,820	9,700	5,881	9,000	9,000	9,000
Rev Totals for Dept: 24000000	184,365	194,750	73,813	149,882	149,882	149,882
0000010 Personnel Service						
6001002 SALARIES TEMPORARY	8,394	30,000	8,310	0	0	0
0000010 Personnel Service Totals	8,394	30,000	8,310	0	0	0
0000040 Contractual Expenditures						
6004010 BOOKS AND SUBSCRIPTIONS	98	150	106	150	150	150
6004012 OFFICE SUPPLIES	71	250	0	250	250	250
6004048 MISC OPERATIONAL SUPPLIES	3,371	1,000	976	2,000	2,000	2,000
6004105 DUES AND MEMBERSHIPS	542	500	486	450	450	450

REPORT:BP032

BROOME COUNTY GOVERNMENT
REVENUE AND APPROPRIATION SUMMARY BY DEPARTMENT

FUND: 1010 General Operating
DEPT: 24000000 STOP DWI

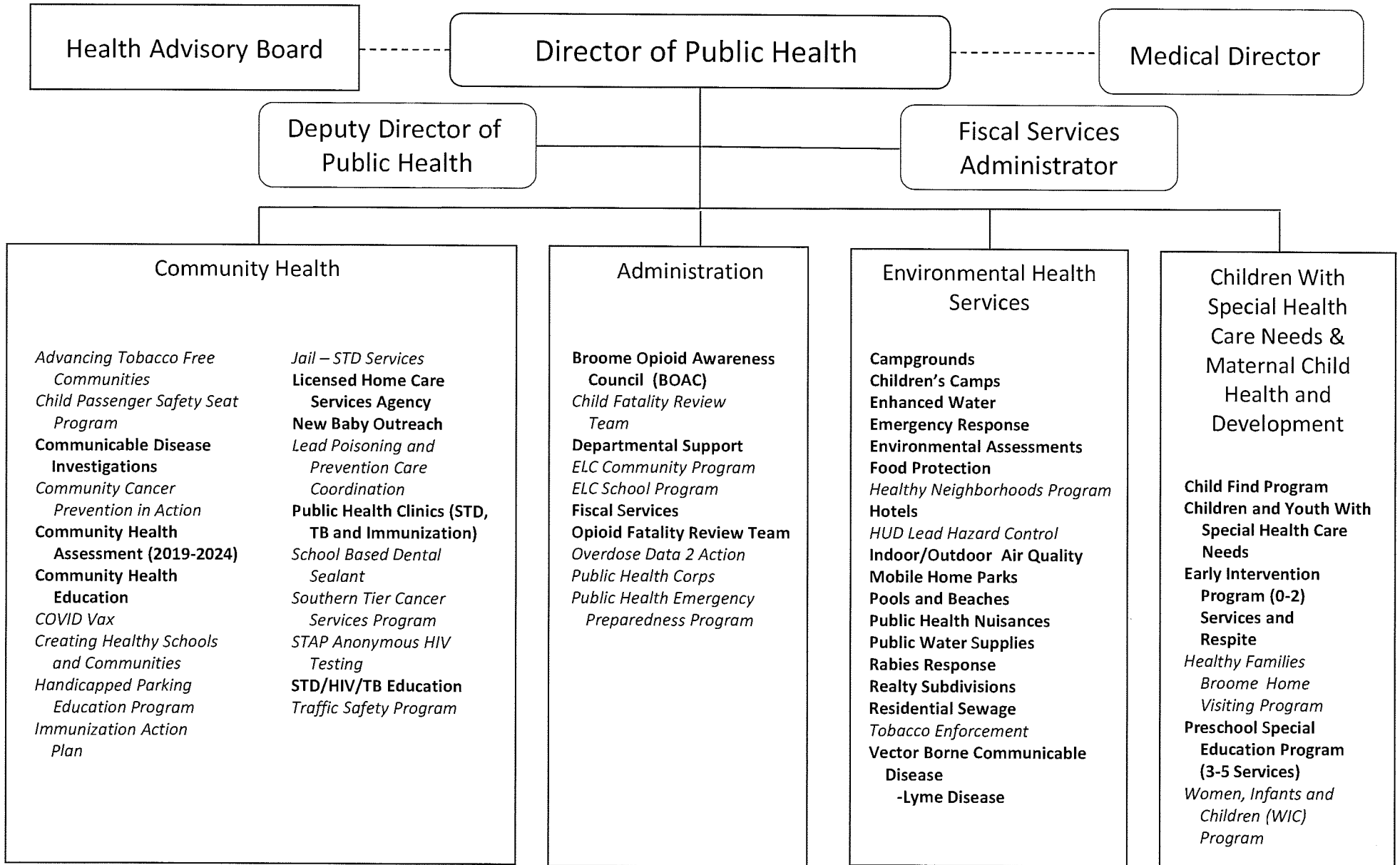
Account	2021 Actuals	2022 Budget	2022 YTD Actuals As of 11/17/22	2023 Budget Requested	2023 Budget Recommended	2023 Budget Adopted
6004117 BUILDING AND GROUNDS EXPENSES	286	0	0	0	0	0
6004137 ADVERTISING AND PROMOTION EXPE	32,049	39,297	27,826	42,193	42,193	42,193
6004139 Trust Account Outflows	12,476	0	0	0	0	0
6004146 SUBCONTRACTED PROGRAM EXPENSE	24,260	35,500	1,433	41,000	41,000	41,000
6004196 COPYING MACHINE RENTALS	1,098	1,200	641	0	0	0
0000040 Contractual Expenditures Totals	74,251	77,897	31,468	86,043	86,043	86,043
0000041 Chargeback Expenses						
6004602 INSURANCE PREMIUM CHARGEBACK	151	193	193	250	250	250
6004606 TELEPHONE BILLING ACCOUNT	239	751	304	687	687	687
6004609 DATA PROCESSING CHARGEBACKS	2,914	3,047	1,524	1,380	1,380	1,380
6004610 PERSONNEL SERVICES CHARGEBACKS	81,538	65,000	20,000	45,000	45,000	45,000
6004614 OTHER CHARGEBACK EXPENSES	0	8	0	0	0	0
6004618 OFFICE SUPPLIES CHARGEBACK	363	453	293	356	356	356
0000041 Chargeback Expenses Totals	85,205	69,452	22,314	47,673	47,673	47,673
0000080 Employee Benefits						
6008001 STATE RETIREMENT	689	0	221	0	0	0
6008002 SOCIAL SECURITY	642	2,295	636	0	0	0
6008004 WORKERS COMPENSATION	132	192	144	117	117	117
6008009 RETIREE HEALTH INSURANCE	27,305	14,914	10,190	16,049	16,049	16,049
0000080 Employee Benefits Totals	28,768	17,401	11,191	16,166	16,166	16,166
Exp Totals for Dept: 24000000	196,618	194,750	73,283	149,882	149,882	149,882
Total for Dept: 24000000	-12,253	0	530	0	0	0

This page is intentionally left blank

Health

<u>Department/Division</u>	<u>Page</u>
Health	
Administration	204
Environmental Health	212
Community Health	216
Maternal Child Health and Development	222
Mental Health	230
Willow Point Nursing Home	
Administration and General	237
Nursing	247
Dietary	253
Cleanliness and Safety	257
Social Programs	262
Ancillaries	266
Debt Service	269
Transfers	271

Public Health



Program Key
Operating Budget, Grant Funded
 (listed alphabetically)

Community Health

- Advancing Tobacco Free Communities*
- Child Passenger Safety Seat Program*
- Communicable Disease Investigations**
- Community Cancer Prevention in Action*
- Community Health Assessment (2019-2024)**
- Community Health Education**
- COVID Vax*
- Creating Healthy Schools and Communities*
- Handicapped Parking Education Program*
- Immunization Action Plan*
- Jail – STD Services*
- Licensed Home Care Services Agency**
- New Baby Outreach**
- Lead Poisoning and Prevention Care Coordination*
- Public Health Clinics (STD, TB and Immunization)**
- School Based Dental Sealant*
- Southern Tier Cancer Services Program*
- STAP Anonymous HIV Testing*
- STD/HIV/TB Education**
- Traffic Safety Program*

Administration

- Broome Opioid Awareness Council (BOAC)**
- Child Fatality Review Team*
- Departmental Support**
- ELC Community Program*
- ELC School Program*
- Fiscal Services**
- Opioid Fatality Review Team**
- Overdose Data 2 Action*
- Public Health Corps*
- Public Health Emergency Preparedness Program*

Environmental Health Services

- Campgrounds**
- Children’s Camps**
- Enhanced Water**
- Emergency Response**
- Environmental Assessments**
- Food Protection**
- Healthy Neighborhoods Program*
- Hotels**
- HUD Lead Hazard Control*
- Indoor/Outdoor Air Quality**
- Mobile Home Parks**
- Pools and Beaches**
- Public Health Nuisances**
- Public Water Supplies**
- Rabies Response**
- Realty Subdivisions**
- Residential Sewage**
- Tobacco Enforcement*
- Vector Borne Communicable Disease**
- Lyme Disease**

Children With Special Health Care Needs & Maternal Child Health and Development

- Child Find Program**
- Children and Youth With Special Health Care Needs**
- Early Intervention Program (0-2) Services and Respite**
- Healthy Families*
- Broome Home Visiting Program*
- Preschool Special Education Program (3-5 Services)**
- Women, Infants and Children (WIC) Program*

HEALTH

Administration

Mission Statement

The Administration division establishes and maintains the health department's infrastructure to assure all public health services are delivered with the highest quality and in the most effective and consistent manner. The department strives to reduce inefficiencies, promote workforce development, practice cost containment strategies, and ensure compliance with regulations, accreditation standards and laws established by governing bodies. Administration serves as a "hub" between external recipients and internal recipients of services.

Description of Services

The Administration Division is composed of three units: fiscal, departmental support, and administration.

- The fiscal unit is responsible for all facets of the Health Department's finances. Under the direction of the Fiscal Services Administrator, the fiscal staff provide payroll and personnel processing, accounts payable and receivables, cash management, statistical and financial analysis, billing, claiming and grants management. In addition, the unit prepares complex financial and statistical reports including cost reports, state aid applications, and various reports for Health Department programs. Staff provides information and guidance on fiscal matters to the other divisions. Fiscal staff act as liaisons to agency and non-agency staff regarding fiscal and program operations, departmental budget requests, and grant programs. The Fiscal Services Administrator coordinates the budget process, fiscal procedures, and personnel activities for the entire Health Department.
- Departmental support assigned staff members are responsible for maintaining a clean and safe physical environment for the clients/visitors. Expenses support the infrastructure of the Health Department including telecommunications, service contracts, and information technology.
- Plans, directs, and administers all public health programs and services according to applicable laws and regulations as described in the Broome County Charter, Public Health Law and federal regulations.
- Serves as a primary and expert resource for establishing and maintaining public health policies, practices and capacity.
- Conducts public health surveillance, investigates public health issues, and evaluates public health interventions targeting chronic disease prevention and control, emerging infectious disease outbreaks, toxic exposures, environmental health problems, injuries, unintentional child fatalities, injuries or deaths due to motor vehicle, pedestrian and bicycle crashes, opioid overdoses, communicable diseases, maternal child health morbidity, and tobacco control and preventive cancer services.
- The Public Health Emergency Preparedness and Response Program improves the capacity of Broome County to prevent, protect against, mitigate, respond to, and recover from emergencies and disasters of public health significance. This mission is accomplished by maintaining and updating the Public Health Emergency Preparedness and Response Plan, conducting emergency exercises to test and improve upon current capabilities, and providing training and education to first responders, health department staff, the health and medical community, and the general public.
- The Broome-Tioga Regional Child Fatality Review Team (CFRT) is a multidisciplinary team of professionals established in 2019 pursuant to New York State Social Services Law to review the death of any child under the age of 18 whose death is

unexpected or unexplained. Priority is given to instances where any child has an open case with Child Protective Services, an open preventative services case in Broome or Tioga county, is in the care and custody or guardianship and custody of a Social Services or voluntary authorized agency, or a report was made to the New York Statewide Central Register of Child Abuse and Maltreatment regarding the fatality.

- Directs the 2019-2024 Community Health Assessment and Community Health Improvement Plan process, functions as a community liaison in the process, and during the annual updates.
- Provides oversight and verifies direction of proposed community health education and promotion activities. Oversees coordination and administers health education and health promotion activities in collaboration with other community agencies, stakeholders, residents and elected officials.
- Provides direct supervision and direction to the fiscal and departmental support staff.

2023 Objectives

- Engage in meaningful research of community health status, measured by jurisdictional mortality, incidence, or prevalence of disease. Assess county characteristics and social determinants of health such as poverty, housing, unemployment, health disparities, and health literacy to determine health behaviors, adverse health events, and populations at risk.
- Coordinate stakeholders from all sectors to participate in the Community Health Improvement Plan.
- Develop a well-trained and competent workforce through assessing training needs and collaborative planning with institutions of higher learning to maintain the technological tools of the public health infrastructure that are necessary to support all

essential public health services. Continue to participate in the New York State Public Health Corps Program to build public health capacity that supports COVID-19 operations and increases response to current and future public health emergencies.

- Increase awareness of chronic disease prevention through evidence-based health promotion and education activities and strategies that encourage lifestyle changes and engages community members where they live, learn, work, play, and pray.
- Build the capacity of community organizations to provide health information and programming as part of “doing business” offering cost-effective programs that impact health outcomes and are easy to replicate.
- Collaborate with institutions of higher learning to bring in expertise in planning and evaluation, epidemiologic studies, data collection, and management.
- Continue to support, coordinate and develop the Broome Opioid Awareness Council (BOAC) along with strengthening the planning capacity of the county to reduce the social and health harms related to the misuse of opioid drugs and other drugs. The multidisciplinary council, led by the Broome County Opioid Overdose Coordinator, seeks to improve the county’s response to the growing overdose misuse crisis facing residents and to reduce the incidence and prevalence of opioid dependence and death. Goals have been established within the structure of subcommittees intending to: educate the public about substance use disorders and available services; facilitate the development of appropriate treatment and prevention services including harm reduction; and strengthen the capacity of law enforcement and the courts to protect the community.
- The Public Health Emergency Preparedness Program will utilize grant funding to enhance infrastructure for responding to emerging infectious diseases such as Monkey Pox, Zika, Ebola and COVID-19 variants which may affect the health and safety of Broome County residents. This may include meeting with hospital

personnel, convening drills, practicing donning and doffing of personal protective equipment, and communication exercises with EMS, hospital CMOs, and the County Executive Office.

- Continue COVID-19 response with the ELC grant funds. Ensuring data is collected on infection rate and hospitalization rate. Continuing to work collaboratively to bring resources for both testing and vaccination to school and the general community.
- The Broome-Tioga Regional Child Fatality Review Team will continue to improve our understanding of how and why children die in Broome and Tioga counties, identify systemic and policy issues and clinical and community interventions to improve child health, safety and protection, and to prevent other child deaths.

2023 Budget Highlights

- Continue to maintain emphasis on reducing the opioid crisis with the direction of the Broome County Opioid Prevention Coordinator and Overdose Data to Action Grant to help build and support the county response infrastructure.
- Maintain health education activities to provide for coordination of efforts to prevent diseases and encourage healthy lifestyles by building the capacity of community organizations and by seeking insurance reimbursement where appropriate.
- Improved community health assessment and surveillance activities through coordination with other community agencies.
- Continued maximization of grant funding to support operating budget as the focus of public health shifts from direct services provision to surveillance, assurance, and policy development.
- Prioritization of expenses to reflect identified staff needs for education and technology, while focusing on equitable salary levels for recruiting and retaining staff.
- Received new ELC funding sources for COVID-19 response activities.

Health 25010004
Administration

<u>Title of Position</u>	<u>Grade/Unit</u>	As of July 5, 2022				
		<u>2021 Actuals</u>	<u>Current Authorized</u>	<u>2023 Requested</u>	<u>2023 Recommended</u>	<u>2023 Adopted</u>
<u>Full-Time Positions</u>						
Director of Public Health	I Admin	1	1	1	1	1
Deputy Director of Public Health	D Admin	1	1	1	1	1
Fiscal Services Administrator	24 Admin	1	1	1	1	1
Supervising Public Health Educator*	21 BAPA	1	1	1	1	1
Senior Accountant	18 BAPA	1	1	1	1	1
Principal Account Clerk	13 CSEA	3	3	3	3	3
Secretary	13 CSEA	1	1	1	1	1
Senior Custodial Worker	9 CSEA	1	1	1	1	1
Total Full-Time Positions		10	10	10	10	10
<u>Part-Time Positions</u>						
Senior Account Clerk	9 CSEA	1	1	1	1	1
Total Part-Time Positions		1	1	1	1	1
Total Positions		11	11	11	11	11

*One position unfunded in 2021, re-funded in 2022

BROOME COUNTY GOVERNMENT
 REVENUE AND APPROPRIATION SUMMARY
 BY DEPARTMENT AND DIVISION

FUND: 1010 General Operating
 DEPT: 25000000 Health
 DIV: 01 Health-Administration

Account	2021 Actuals	2022 Budget	2022 YTD Actuals As of 11/17/22	2023 Budget Requested	2023 Budget Recommended	2023 Budget Adopted
25000000 Health						
0000002 Departmental Income						
5000331 CHARGEBACK TO GRANTS	53,766	222,406	142,846	223,308	223,308	223,308
5000335 COPIER CHARGEBEACK	4,874	4,633	4,586	4,874	4,874	4,874
5000426 MISCELLANEOUS	0	0	170	0	0	0
0000002 Departmental Income Totals	58,640	227,039	147,602	228,182	228,182	228,182
0000003 Use of Money						
5000470 VENDING MACHINE	819	600	0	600	600	600
0000003 Use of Money Totals	819	600	0	600	600	600
0000007 Misc Interfund Revenues						
5000530 REFUNDS OF PRIOR YEARS EXPENDI	1,340	0	1,600	0	0	0
5000534 TRANSFER FROM INSURANCE RESERV	4,960	5,055	8,418	0	0	0
5000545 CREDIT CARD REBATES	441	0	371	0	0	0
0000007 Misc Interfund Revenues Totals	6,741	5,055	10,389	0	0	0
0000008 State Aid						
5000821 PUBLIC HEALTH WORK	688,280	709,909	495,916	883,048	883,048	883,048
0000008 State Aid Totals	688,280	709,909	495,916	883,048	883,048	883,048
Rev Total for Div: 2501	754,480	942,603	653,907	1,111,830	1,111,830	1,111,830
0000010 Personnel Service						
6001000 SALARIES FULL-TIME	515,877	589,106	414,951	591,353	608,202	608,202
6001001 SALARIES PART-TIME	23,955	24,886	20,330	25,483	25,483	25,483
6001002 SALARIES TEMPORARY	97,937	108,570	91,360	117,548	117,548	117,548
6001003 SALARIES OVERTIME	3,339	5,843	3,700	5,989	5,989	5,989
0000010 Personnel Service Totals	641,108	728,405	530,341	740,373	757,222	757,222

REPORT:BP033

BROOME COUNTY GOVERNMENT
REVENUE AND APPROPRIATION SUMMARY
BY DEPARTMENT AND DIVISION

FUND: 1010 General Operating
DEPT: 25000000 Health
DIV: 01 Health-Administration

Account	2021 Actuals	2022 Budget	2022 YTD Actuals As of 11/17/22	2023 Budget Requested	2023 Budget Recommended	2023 Budget Adopted
0000040 Contractual Expenditures						
6004010 BOOKS AND SUBSCRIPTIONS	724	610	735	734	734	734
6004012 OFFICE SUPPLIES	1,316	2,500	252	2,500	2,500	2,500
6004022 FUEL AND HEATING SUPPLIES	11,394	13,000	8,355	13,000	13,000	13,000
6004023 BLDG AND GROUNDS SUPPLIES	3,101	4,000	2,643	4,000	4,000	4,000
6004055 COMPUTER SOFTWARE AND SUPPLIES	125	0	0	0	0	0
6004056 COMPUTER EQUIPMENT(NON CAPITAL	4,950	0	0	0	0	0
6004100 POSTAGE AND FREIGHT	1,649	1,300	1,584	1,600	1,600	1,600
6004105 DUES AND MEMBERSHIPS	5,069	5,844	0	5,991	5,991	5,991
6004111 BUILDING AND LAND RENTAL	498,844	522,309	363,205	522,309	522,309	522,309
6004113 WATER AND SEWAGE CHARGES	2,182	2,595	1,535	2,595	2,595	2,595
6004115 ELECTRIC CURRENT	26,082	31,000	22,400	31,000	31,000	31,000
6004117 BUILDING AND GROUNDS EXPENSES	11,163	10,406	8,470	11,406	11,406	11,406
6004138 OTHER OPERATIONAL EXPENSES	251	0	86	0	0	0
6004146 SUBCONTRACTED PROGRAM EXPENSE	21	0	120	0	0	0
6004147 OTHER PROGRAM EXPENSE	5,024	25,000	19,160	25,000	25,000	25,000
6004160 MILEAGE AND PARKING-LOCAL	0	100	0	100	100	100
6004161 TRAVEL HOTEL AND MEALS	521	1,980	917	1,980	1,980	1,980
6004162 EDUCATION AND TRAINING	0	1,599	0	1,324	1,324	1,324
6004164 NON-EMPLOYEE TRAVEL HOTEL & ME	-178	0	0	0	0	0
6004165 ADVISORY BD/TRUSTEES EXPENSES	0	200	0	200	200	200
6004168 OTHER PERSONNEL EXPENSES	0	118	50	118	118	118
6004196 COPYING MACHINE RENTALS	152	4,590	4,152	4,590	4,590	4,590
6004200 PROPERTY LOSS	4,868	5,055	8,418	0	0	0
6004203 INSURANCE CLAIMS	93	0	0	0	0	0
6004413 OTHER HEALTH AND MEDICAL SERVI	116,753	123,756	92,223	131,181	131,181	131,181
6004500 ACCTG AND COST ALLOCATION SERV	1,500	1,500	1,500	1,500	1,500	1,500
0000040 Contractual Expenditures Totals	695,604	757,462	535,805	761,128	761,128	761,128
0000041 Chargeback Expenses						
6004601 INDIRECT COSTS	445,592	498,998	-14,075	471,341	471,341	471,341
6004602 INSURANCE PREMIUM CHARGEBACK	2,299	1,340	1,005	3,164	3,164	3,164
6004604 DPW SECURITY CHARGEBACKS	106,149	93,969	42,785	84,271	84,271	84,271
6004605 COUNTY ATTORNEY CHARGEBACKS	37,953	23,528	12,790	37,953	37,953	37,953
6004606 TELEPHONE BILLING ACCOUNT	10,953	12,300	7,299	10,953	10,953	10,953
6004609 DATA PROCESSING CHARGEBACKS	83,134	94,870	28,619	53,515	53,515	53,515
6004614 OTHER CHARGEBACK EXPENSES	20	750	92	20	20	20
6004615 GASOLINE CHARGEBACK	893	349	155	295	295	295
6004616 FLEET SERVICE CHARGEBACK	712	699	7,281	378	378	378
6004617 DUPLICATING/PRINTING CHARGEBAC	2,129	2,000	1,622	2,129	2,129	2,129
6004618 OFFICE SUPPLIES CHARGEBACK	259	600	54	259	259	259

BROOME COUNTY GOVERNMENT
 REVENUE AND APPROPRIATION SUMMARY
 BY DEPARTMENT AND DIVISION

FUND: 1010 General Operating
 DEPT: 25000000 Health
 DIV: 01 Health-Administration

Account	2021 Actuals	2022 Budget	2022 YTD Actuals As of 11/17/22	2023 Budget Requested	2023 Budget Recommended	2023 Budget Adopted
6004619 BUILDING SERVICE CHARGESACK	253	2,000	1,480	2,500	2,500	2,500
0000041 Chargeback Expenses Totals	690,346	731,403	89,107	666,778	666,778	666,778
0000060 Principal on Indebtedness						
6006008 PRINCIPAL ON CAPITAL LEASE	3,663	0	0	0	0	0
0000060 Principal on Indebtedness Totals	3,663	0	0	0	0	0
0000070 Interest on Indebtedness						
6007005 INTEREST ON CAPITAL LEASE	513	0	0	0	0	0
0000070 Interest on Indebtedness Totals	513	0	0	0	0	0
0000080 Employee Benefits						
6008001 STATE RETIREMENT	82,293	135,849	67,635	141,011	144,381	144,381
6008002 SOCIAL SECURITY	45,029	55,723	36,659	56,615	57,904	57,904
6008004 WORKERS COMPENSATION	6,706	6,875	4,841	5,984	5,984	5,984
6008006 LIFE INSURANCE	91	210	52	210	210	210
6008007 HEALTH INSURANCE	160,383	217,983	151,224	224,993	224,993	224,993
6008009 RETIREE HEALTH INSURANCE	237,698	264,994	173,314	276,822	276,822	276,822
6008010 DISABILITY INSURANCE	665	747	556	901	901	901
6008013 HEALTH INS - RETIRE INCENTIVE	2,735	0	0	0	0	0
0000080 Employee Benefits Totals	535,600	682,381	434,281	706,536	711,195	711,195
Exp Total for Div: 2501	2,566,834	2,899,651	1,589,534	2,874,815	2,896,323	2,896,323
Total for Div: 25000000	-1,812,354	-1,957,048	-935,627	-1,762,985	-1,784,493	-1,784,493

Health

Environmental Health

Mission Statement

To promote the public health and prevent communicable disease, chronic conditions and injury by providing technical assistance to the regulated community and education to the public in various program areas, including but not limited to food service, emergency preparedness, water and air quality, rabies control, lead poisoning prevention, swimming pool inspections and public health nuisances. The Division is charged with the enforcement of the New York State Sanitary Code, the Broome County Sanitary Code and sections of the Public Health Law.

Description of Services

The Division of Environmental Health conducts routine inspections of approximately 1,500 regulated facilities, responds to complaints of public health nuisances, rabies control, enforces the Clean Indoor Air Act and the Adolescent Tobacco Use Prevention Act, reviews plans for public water and private sewage disposal systems, permitting and regulation of swimming pools, bathing beaches, mobile home parks, hotels/motels, food facilities, campgrounds, children camps, coordinates lead poisoning prevention efforts and Lyme disease education, conducts communicable disease outbreak investigations and educates facility operators with training courses and the general public with appearances and media releases. The Division of Environmental Health also responds to emergencies and participates in other department emergency planning initiatives.

2023 Objectives

- Continue to monitor and reduce public health hazards found during inspections within program areas, along with increased education and enforcement actions.
- Implement new program policies and procedures to maintain accountability and efficiency.
- Modify Environmental Health staff roles to meet the increasing demands with limited staff and funding.
- Increase educational awareness of Environmental Health issues via free in-house and on-line training courses, smart phone apps and media.
- Develop partnerships with all municipal code enforcement officers to minimize residential environmental hazards.

2023 Budget Highlights

- Minimize unnecessary and costly human post exposure prophylaxis by providing health care specialists the tools necessary to make sound judgments when providing treatment.
- Change job titles after retirements to make programs more cost effective.
- Continue to meet all New York State Department of Health program deliverables with a limited and static budget.

Health 25050004
Environmental Health

As of
July 5, 2022

<u>Title of Position</u>	<u>Grade/Unit</u>	2021 <u>Actuals</u>	As of July 5, 2022 Current <u>Authorized</u>	2023 <u>Requested</u>	2023 <u>Recommended</u>	2023 <u>Adopted</u>
<u>Full-Time Positions</u>						
Director of Environmental Health Services	D Admin	1	1	1	1	1
Senior Public Health Engineer	28 BAPA	1	1	1	1	1
Groundwater Management Specialist	23 BAPA	2	1	1	1	1
Senior Public Health Sanitarian	20 BAPA	2	2	2	2	2
Public Health Sanitarian	17 CSEA	3	4	4	4	4
Public Health Technician	14 CSEA	1	1	1	1	1
Secretary	13 CSEA	1	1	1	1	1
Keyboard Specialist	8 CSEA	1	1	1	1	1
Total Full-Time Positions		12	12	12	12	12
<u>Part-Time Positions</u>						
None						
Total Part-Time Positions		0	0	0	0	0
Total Positions		12	12	12	12	12

REPORT:BP033

BROOME COUNTY GOVERNMENT
REVENUE AND APPROPRIATION SUMMARY
BY DEPARTMENT AND DIVISION

FUND: 1010 General Operating

DEPT: 25000000 Health

DIV: 05 Health-Environmental Health

Account	2021 Actuals	2022 Budget	2022 YTD Actuals As of 11/17/22	2023 Budget Requested	2023 Budget Recommended	2023 Budget Adopted
0000002 Departmental Income						
5000118 FEES FOR SERVICES	235,260	254,017	198,065	257,017	257,017	257,017
5000119 PUBLIC HEALTH FINES	27,850	10,000	25,603	20,000	20,000	20,000
5000331 CHARGEBACK TO GRANTS	60,495	58,625	34,267	57,002	57,002	57,002
5000335 COPIER CHARGEBEACK	3,960	3,960	2,970	3,960	3,960	3,960
0000002 Departmental Income Totals	327,565	326,602	260,905	337,979	337,979	337,979
0000008 State Aid						
5000821 PUBLIC HEALTH WORK	204,918	257,190	163,913	396,003	396,003	396,003
5000824 RABIES	21,950	20,642	10,039	20,642	20,642	20,642
0000008 State Aid Totals	226,868	277,832	173,952	416,645	416,645	416,645
Rev Total for Div: 2505	554,433	604,434	434,857	754,624	754,624	754,624
0000010 Personnel Service						
6001000 SALARIES FULL-TIME	655,058	677,121	527,966	695,896	699,631	699,631
6001002 SALARIES TEMPORARY	32,566	21,684	16,791	22,875	22,875	22,875
0000010 Personnel Service Totals	687,624	698,805	544,757	718,771	722,506	722,506
0000040 Contractual Expenditures						
6004010 BOOKS AND SUBSCRIPTIONS	584	569	588	569	569	569
6004012 OFFICE SUPPLIES	801	1,500	1,031	1,500	1,500	1,500
6004061 ENVIRONMENTAL HEALTH SUPPLIES	1,422	7,901	354	7,901	7,901	7,901
6004062 MEDICAL LAB & CLINIC SUPPLIES	-1,769	10,552	77	10,552	10,552	10,552
6004100 POSTAGE AND FREIGHT	947	1,000	972	1,000	1,000	1,000
6004105 DUES AND MEMBERSHIPS	0	15	0	20	20	20
6004111 BUILDING AND LAND RENTAL	780	0	0	0	0	0
6004137 ADVERTISING AND PROMOTION EXPE	0	100	164	100	100	100
6004160 MILEAGE AND PARKING-LOCAL	0	348	0	348	348	348
6004161 TRAVEL HOTEL AND MEALS	0	2,460	0	2,460	2,460	2,460
6004169 DAY TRIP MEAL REIMBURSEMENT	0	150	0	150	150	150
6004196 COPYING MACHINE RENTALS	3,960	5,000	3,649	5,000	5,000	5,000
6004402 LAB SERVICES	2,530	3,362	3,043	5,760	5,760	5,760

BROOME COUNTY GOVERNMENT
 REVENUE AND APPROPRIATION SUMMARY
 BY DEPARTMENT AND DIVISION

FUND: 1010 General Operating
 DEPT: 25000000 Health
 DIV: 05 Health-Environmental Health

Account	2021 Actuals	2022 Budget	2022 YTD Actuals As of 11/17/22	2023 Budget Requested	2023 Budget Recommended	2023 Budget Adopted
6004413 OTHER HEALTH AND MEDICAL SERVI	20,697	16,310	13,047	16,456	16,456	16,456
0000040 Contractual Expenditures Totals	29,952	49,267	22,925	51,816	51,816	51,816
0000041 Chargeback Expenses						
6004604 DPW SECURITY CHARGEBACKS	55	0	0	0	0	0
6004605 COUNTY ATTORNEY CHARGEBACKS	1,423	15,000	3,775	15,000	15,000	15,000
6004606 TELEPHONE BILLING ACCOUNT	2,755	3,006	1,892	3,000	3,000	3,000
6004609 DATA PROCESSING CHARGEBACKS	27,377	28,503	24,658	17,116	17,116	17,116
6004614 OTHER CHARGEBACK EXPENSES	2,370	1,225	25	2,330	2,330	2,330
6004615 GASOLINE CHARGEBACK	3,575	8,042	2,358	14,101	14,101	14,101
6004616 FLEET SERVICE CHARGEBACK	16,385	16,085	11,818	18,096	18,096	18,096
6004617 DUPLICATING/PRINTING CHARGEBAC	2,458	3,000	2,520	3,000	3,000	3,000
6004618 OFFICE SUPPLIES CHARGEBACK	3,698	3,450	2,856	3,700	3,700	3,700
0000041 Chargeback Expenses Totals	60,096	78,311	49,902	76,343	76,343	76,343
0000080 Employee Benefits						
6008001 STATE RETIREMENT	101,084	115,109	85,441	133,221	133,968	133,968
6008002 SOCIAL SECURITY	50,235	51,800	39,433	54,984	55,270	55,270
6008004 WORKERS COMPENSATION	6,500	5,684	5,012	6,418	6,418	6,418
6008006 LIFE INSURANCE	89	180	52	180	180	180
6008007 HEALTH INSURANCE	89,914	109,662	85,694	110,087	110,087	110,087
6008009 RETIREE HEALTH INSURANCE	189,735	204,996	133,317	215,245	215,245	215,245
6008010 DISABILITY INSURANCE	495	616	464	615	615	615
6008013 HEALTH INS - RETIRE INCENTIVE	4,323	0	0	0	0	0
0000080 Employee Benefits Totals	442,375	488,047	349,413	520,750	521,783	521,783
Exp Total for Div: 2505	1,220,047	1,314,430	966,997	1,367,680	1,372,448	1,372,448
Total for Div: 25000000	-665,614	-709,996	-532,140	-613,056	-617,824	-617,824

HEALTH

Community Health

Mission Statement

Broome County Health Department's Community Health Division focuses on promotion of maternal-child health, prevention of disease and the control of infectious diseases through the coordination of community resources, surveillance, health education, consultation and direct care based on community need.

Description of Services

Community Health Division fulfills its mission by providing:

- 1) Communicable disease surveillance, which investigates infectious diseases including those transmitted by direct contact, fomites, aerosol, ingestion and vectors.
- 2) Public Health Clinic Services including STD detection and treatment, tuberculosis screenings and treatment of latent and active cases, and immunizations for children and adults that are uninsured, underinsured or may not have a primary care provider.
- 3) Broome County Jail STD services for inmates at the Broome County Sheriff's Correctional Facility.
- 4) Anonymous and confidential HIV testing and counseling.
- 5) Maternal-child health support and outreach.
- 6) Lead poisoning prevention via outreach and education to local providers and community members.
- 7) Care coordination of identified lead poisoned children.
- 8) Immunization promotion and outreach including coordination of the Broome County Adult Immunization Coalition.
- 9) Provide New York State Immunization System (NYSIIS) technical assistance to local school districts and medical providers.

- 10) Act as the local immunization resource for community members, providers and educational institutions.

2023 Objectives

- Continue to respond to COVID-19 cases and identified contacts in an effort to contain the spread and reduce the number of deaths related to COVID-19.
- The community will continue to be served by a system to monitor infectious diseases by subgroup.
- Prevent and minimize vaccine-preventable diseases by providing education, surveillance and direct service as needed.
- Under the "Immunization Quality Improvement for Providers" (IQIP) model, work with local providers to increase the vaccination rates of children and adolescents.
- Continue to build and strengthen the Broome County Adult Immunization Coalition with the intent to promote the importance of immunizations for adults.
- Reduce the transmission of sexually transmitted diseases by providing education, surveillance and direct service as needed.
- Continue to offer confidential and anonymous HIV testing.
- Evaluate for tuberculosis infection and reduce transmission by providing targeted testing, education, surveillance and direct service to populations at risk.
- Through contracted services with Lourdes Center for Oral Health, provide oral health education and preventive dental services to elementary school children.
- Continue to improve breastfeeding initiation rates and duration through education provided to mothers of newborns through support of postpartum women and infants as soon after delivery as possible.
- Increase outreach to mothers and families with newborns including phone outreach and welcome packets to all new babies.

- Continue to provide care coordination and education to children with identified elevated blood lead levels and refer at risk dwellings for assessment.
- Ensure appropriate newborn bloodspot screening, follow-up testing, and referral to services.
- Increase the number of children screened for lead poisoning at age one and two by providing information to parents, communicating with physicians and providing referrals to the Environmental Health division and continuing screening of children enrolled in WIC.
- Use local data to expand resources and motivate action toward elimination of lead poisoning in collaboration with the Environmental Health Division and community agencies.
- Increase staff development and training in their fields of expertise and programs, i.e. Tuberculosis, sexually transmitted disease, immunizations, and communicable disease.

2023 Budget Highlights

- Continue to expand revenue collection procedures for all clinic services, by establishing contracts with third party payers and continuing to bill for sexually transmitted disease services with patient approval.
- Maximize grant revenues to support the operating budget. Several grants help maintain our operating costs down, these include the IAP (Immunization Action Program) Grant, the STAP (Southern Tier Aids Program) Anonymous Grant, and the Broome County Sheriff's Correctional Facility Grant.
- Restructure division and titles to serve the community with cost-effective, evidence-based programming.

Health 25020004 Community Health		As of July 5, 2022				
<u>Title of Position</u>	<u>Grade/Unit</u>	<u>2021 Actuals</u>	<u>Current Authorized</u>	<u>2023 Requested</u>	<u>2023 Recommended</u>	<u>2023 Adopted</u>
<u>Full-Time Positions</u>						
Director of Clinic Services	C Admin	1	0	0	0	0
Director of Community Health	C Admin	0	1	1	1	1
Public Health Nurse	20 CSEA	0	4	4	4	4
Public Health Nurse	17 CSEA	4	0	0	0	0
Public Health Educator	18 CSEA	0	0	1	1	1
HIV Program Representative	14 CSEA	1	1	0	0	0
Senior Medical Assistant	13 CSEA	1	1	1	1	1
Total Full-Time Positions		7	7	7	7	7
<u>Part-Time Positions</u>						
Medical Director - Employee Health Services	NA	1	1	0	0	0
Nurse Practitioner	27 CSEA	1	1	1	1	1
Public Health Nurse*	20 CSEA	0	3	2	2	2
Public Health Nurse	17 CSEA	1	0	0	0	0
Keyboard Specialist**	8 CSEA	0	1	1	1	1
Receptionist Typist	6 CSEA	1	1	1	1	1
Total Part-Time Positions		4	7	5	5	5
Total Positions		11	14	12	12	12

* Moved two positions from Maternal Child Health and Development 25060004 in 2022

**Moved one position from Maternal Child Health and Development 25060004 in 2022

BROOME COUNTY GOVERNMENT
 REVENUE AND APPROPRIATION SUMMARY
 BY DEPARTMENT AND DIVISION

FUND: 1010 General Operating
 DEPT: 25000000 Health
 DIV: 02 Health-

Account	2021 Actuals	2022 Budget	2022 YTD Actuals As of 11/17/22	2023 Budget Requested	2023 Budget Recommended	2023 Budget Adopted
0000002 Departmental Income						
5000118 FEES FOR SERVICES	17,727	81,925	22,022	35,000	35,000	35,000
5000311 WORKERS COMP PHYSICALS	4,000	4,000	4,000	4,000	4,000	4,000
5000331 CHARGEBACK TO GRANTS	99,005	128,032	98,222	147,707	147,707	147,707
5000333 OTHER DEPARTMENTAL CHARGEBACK	3,252	2,305	990	3,252	3,252	3,252
0000002 Departmental Income Totals	123,984	216,262	125,234	189,959	189,959	189,959
0000008 State Aid						
5000821 PUBLIC HEALTH WORK	395,740	333,652	253,730	450,445	450,445	450,445
0000008 State Aid Totals	395,740	333,652	253,730	450,445	450,445	450,445
Rev Total for Div: 2502	519,724	549,914	378,964	640,404	640,404	640,404
0000010 Personnel Service						
6001000 SALARIES FULL-TIME	393,449	403,435	264,702	384,605	388,422	388,422
6001001 SALARIES PART-TIME	34,519	119,070	68,616	98,709	98,709	98,709
6001002 SALARIES TEMPORARY	87,966	161,112	123,624	158,454	158,454	158,454
6001003 SALARIES OVERTIME	5,610	2,405	2,299	2,514	2,514	2,514
0000010 Personnel Service Totals	521,544	686,022	459,241	644,282	648,099	648,099
0000040 Contractual Expenditures						
6004010 BOOKS AND SUBSCRIPTIONS	389	495	374	495	495	495
6004012 OFFICE SUPPLIES	1,671	4,500	995	4,500	4,500	4,500
6004045 TRAINING AND EDUCATIONAL SUPPL	269	50	-269	50	50	50
6004046 GAS OIL GREASE AND DIESEL FUEL	0	50	0	0	0	0
6004062 MEDICAL LAB & CLINIC SUPPLIES	23,358	49,041	15,708	50,701	50,701	50,701
6004063 PRESCRIPTION DRUGS	4,019	12,000	1,020	10,000	10,000	10,000
6004100 POSTAGE AND FREIGHT	61	250	45	250	250	250
6004117 BUILDING AND GROUNDS EXPENSES	0	200	100	200	200	200
6004123 MEDICAL HOSPITAL AND LAB EXPEN	718	1,885	559	1,885	1,885	1,885
6004136 OPERATIONAL EQUIPMENT REPAIRS	559	1,200	564	1,200	1,200	1,200
6004137 ADVERTISING AND PROMOTION EXPE	75	0	0	0	0	0
6004138 OTHER OPERATIONAL EXPENSES	200	200	235	200	200	200

REPORT:BP033

BROOME COUNTY GOVERNMENT
REVENUE AND APPROPRIATION SUMMARY
BY DEPARTMENT AND DIVISION

FUND: 1010 General Operating
DEPT: 25000000 Health
DIV: 02 Health-(

Account	2021 Actuals	2022 Budget	2022 YTD Actuals As of 11/17/22	2023 Budget Requested	2023 Budget Recommended	2023 Budget Adopted
6004146 SUBCONTRACTED PROGRAM EXPENSE	161	500	337	500	500	500
6004160 MILEAGE AND PARKING-LOCAL	261	400	-73	400	400	400
6004161 TRAVEL HOTEL AND MEALS	0	200	0	200	200	200
6004162 EDUCATION AND TRAINING	0	750	0	500	500	500
6004169 DAY TRIP MEAL REIMBURSEMENT	0	50	0	50	50	50
6004196 COPYING MACHINE RENTALS	860	2,460	2,050	2,460	2,460	2,460
6004402 LAB SERVICES	108	12,500	3,938	12,000	12,000	12,000
6004406 MEDICAL AND HOSPITAL SERVICES	320	1,500	0	1,500	1,500	1,500
6004411 PHYSICIAN SERVICES	27,800	27,800	20,850	27,800	27,800	27,800
6004413 OTHER HEALTH AND MEDICAL SERVI	0	1,500	0	5,000	5,000	5,000
6004573 OTHER FEES FOR SERVICES	0	10	8	10	10	10
6004593 OTHER GOVERNMENTS PAYMENTS	229	1,000	359	1,000	1,000	1,000
0000040 Contractual Expenditures Totals	61,058	118,541	46,800	120,901	120,901	120,901
0000041 Chargeback Expenses						
6004604 DPW SECURITY CHARGEBACKS	55	0	0	0	0	0
6004606 TELEPHONE BILLING ACCOUNT	5,648	9,562	5,567	5,648	5,648	5,648
6004609 DATA PROCESSING CHARGEBACKS	80,271	91,558	50,755	63,688	63,688	63,688
6004614 OTHER CHARGEBACK EXPENSES	657	515	570	657	657	657
6004615 GASOLINE CHARGEBACK	23	0	31	126	126	126
6004616 FLEET SERVICE CHARGEBACK	103	0	204	162	162	162
6004617 DUPLICATING/PRINTING CHARGEBAC	1,615	600	2,040	1,615	1,615	1,615
6004618 OFFICE SUPPLIES CHARGEBACK	979	1,000	1,138	1,000	1,000	1,000
0000041 Chargeback Expenses Totals	89,351	103,235	60,305	72,896	72,896	72,896
0000060 Principal on Indebtedness						
6006008 PRINCIPAL ON CAPITAL LEASE	1,509	0	0	0	0	0
0000060 Principal on Indebtedness Totals	1,509	0	0	0	0	0
0000070 Interest on Indebtedness						
6007005 INTEREST ON CAPITAL LEASE	111	0	0	0	0	0
0000070 Interest on Indebtedness Totals	111	0	0	0	0	0
0000080 Employee Benefits						
6008001 STATE RETIREMENT	74,121	108,336	59,514	100,614	101,377	101,377

BROOME COUNTY GOVERNMENT
 REVENUE AND APPROPRIATION SUMMARY
 BY DEPARTMENT AND DIVISION

FUND: 1010 General Operating
 DEPT: 25000000 Health
 DIV: 02 Health-(

Account	2021 Actuals	2022 Budget	2022 YTD Actuals As of 11/17/22	2023 Budget Requested	2023 Budget Recommended	2023 Budget Adopted
6008002 SOCIAL SECURITY	37,534	52,465	33,050	49,287	49,579	49,579
6008004 WORKERS COMPENSATION	4,811	4,900	4,293	4,868	4,868	4,868
6008006 LIFE INSURANCE	71	255	44	240	240	240
6008007 HEALTH INSURANCE	103,386	111,771	87,320	136,778	136,778	136,778
6008009 RETIREE HEALTH INSURANCE	243,167	248,641	171,133	259,110	259,110	259,110
6008010 DISABILITY INSURANCE	674	1,143	652	1,055	1,055	1,055
6008013 HEALTH INS - RETIRE INCENTIVE	1,323	0	0	0	0	0
0000080 Employee Benefits Totals	465,087	527,511	356,006	551,952	553,007	553,007
Exp Total for Div: 2502	1,138,660	1,435,309	922,352	1,390,031	1,394,903	1,394,903
Total for Div: 25000000	-618,936	-885,395	-543,388	-749,627	-754,499	-754,499

HEALTH

Maternal Child Health and Development

Mission Statement

Promote the growth and development of children with special needs and their families through identification, assessment, education, and service provision. Improve the health of women, infants and children through health teaching, health counseling, and early identification of real and potential health problems.

Description of Services

The Health Department has sponsored the Women, Infants and Children's (WIC) Program in Broome County since 1979. WIC provides free nutrition counseling, breastfeeding support, healthy foods, and community referrals to income eligible families. Clinics are held daily with evening and weekend hours to meet the needs of the families enrolled. The program offers an enhanced peer counseling program to support and promote breastfeeding. Anthropometric measurements and hemoglobin levels are obtained to assist with assessment of the clients' health status and the staff communicates with health care providers as needed. WIC staff continue to screen for elevated lead levels for children in collaboration with the Environmental Health staff.

Early Intervention Program service coordinators work closely with families of children with developmental delays and/or diagnosed conditions with a high probability of delay, to identify the families' concerns and priorities for their children. Individualized family service plans are constructed by the service coordinator with the family and agreed upon by the family and the Early Intervention Official/Designee, and can include therapy (occupational, physical, and speech) as well as social work and special instruction. Early Intervention service coordinators also offer referral information to families regarding a

variety of topics, including childhood lead poisoning, health insurance and community events where families can connect with other families of children with developmental disabilities and delays. The Early Intervention Program is a federally mandated statewide program offering evaluations and therapeutic support services for infants and children (from birth up to three years of age) with special needs and their families.

The Child Find component of the Early Intervention Program focuses on ensuring at-risk children are engaged in primary health care, will receive appropriate developmental surveillance and screening from a primary care provider, are referred to the Early Intervention Program for a multi-disciplinary evaluation when indicated and have health insurance coverage. The recent Public Health Law amendment updating the definition of "elevated blood lead level" to ≥ 5 micrograms per deciliter increases the number of children referred to Child Find as at-risk for developmental delays.

From Early Intervention, a child may transition into the Preschool Special Education Program for children aged three to five with a suspected or confirmed delay or disability which affect his or her ability to learn. Children aged three to five may also be referred directly to the Preschool Special Education Program. Resources including special education and therapy (occupational, physical, and speech) are available to assist parents of preschool children with disabilities to help them prepare their children for the transition to school (kindergarten). Participation in quality learning experiences is important for all children to achieve high educational standards. Allowing children with and without disabilities opportunities to learn together in the least restrictive environment, whenever possible, benefits all children.

Outreach is provided to community agencies, schools, and primary care providers to streamline the referral process for children with, and at risk for, developmental delays.

The Children and Youth with Special Health Care Needs (CYSHCN) Program assists families in ascertaining community resources, as well as providing outreach throughout the community to increase awareness of resources available, to identify unmet health and related needs, and to collaborate with community partners to develop plans to overcome barriers and increase access to services. Outreach activities typically include participation in community health fairs and events, presentations at meetings of community and health organizations, and informational sessions sponsored by the CYSHCN grant.

Healthy Families Broome is part of a statewide initiative, Healthy Families New York (HFNY). The HFNY program works to improve the health and wellbeing of families, infants, and children. The program offers voluntary home-based services to expectant families and new parents, beginning prenatally or shortly after the birth of a child.

2023 Objectives

- Increase the number of children screened for lead poisoning at age one and two by providing information to parents, communicating with physicians and providing referrals to the Environmental Health division and continuing screening of children enrolled in WIC.
- Continue to meet nutritional demands of women, infants and children through the WIC program, continue to improve breastfeeding initiation and duration through support of the WIC nutrition and peer counseling staff and breast pump program.
- Continue to review and update Quality Assurance Corporate Compliance Plan in the division to ensure program integrity, accuracy, appropriate authorization of service and quality of care.

- Ongoing and increasing need for services in both the Early Intervention Program and the Preschool Special Education Program demands assurance of adequate capacity of needed services for infants and children identified as having developmental and/or learning delays and/or being at risk for developmental delays. Continue working to identify new service providers and service modes, including Teletherapy, and expansion of individual contracts in the Preschool Special Education Program.
- Navigate billing and third-party insurance changes in the Early Intervention Program as a result of the Covered Lives Bill that was passed in 2022.
- Continue to strive to meet both federal and state performance standards in the Early Intervention Program.
- Collecting and reporting child outcomes is a requirement of the Individuals with Disabilities Act (IDEA). The performance of the New York State Part C Early Intervention Program on improving child outcomes is reported in the Annual Performance Report. Continue to strive to improve child outcomes for children enrolled at least six months in the Broome County Early Intervention Program.
- Identify and participate in various community organizations to better foster collaboration and increase awareness of available services.
- Continue to work with and utilize the preschool software program intended for billing Medicaid to maximize reimbursement of eligible services and efficiently capture data that will be useful in completing reports to assist in proficient program management.
- Continue to develop procedures for monitoring of services provided in the Early Intervention and Preschool Special Education programs to ensure that plans developed for each child match both their needs and their ability to participate.

- Continue dialogue with Committee on Preschool Special Education Chairpersons, tuition-based programs, and NYS Education Regional Associates to ensure that eligible children are receiving Free Appropriate Public Education (FAPE) in the Least Restrictive Environment (LRE).
- Work with New York State BEI and regional/local agencies to determine the impact of Health Homes for Children and respond accordingly.
- Healthy Family Broome (HFB) program's goals are to increase number of referrals, assessments, enrollments in the program.

2023 Budget Highlights

- Continue to assist families in ascertaining community resources to meet their health care needs, through referrals and linkages with community agencies.
- Utilize additional funding to the Early Intervention Administration grant to fulfill requirements of increased activities related to the amended definition of "elevated lead levels" in Public Health Law and the proposed corresponding Early Intervention regulations.
- The new Operational Support System for the Early Intervention Program, the *EI Hub*, will replace NYEIS, and is to include Provider Enrollment and Management, Child/Case Management, and State Fiscal Agent services. Due to the COVID-19 pandemic, the go-live date has been postponed.
- New York State passed the Covered Lives Bill in 2022. The bill intends to eliminate the need to bill third party insurance and allocates funding for counties to pay through Escrow. Third party insurance coverage of services in the Early Intervention Program have historically been marginal, with Medicaid and Escrow funds bearing the majority of the costs. Work to ensure that Medicaid coverage is fully utilized before payments are made from Escrow funds.
- Ongoing and increasing requirements of children with disabilities and developmental delays will continue to challenge the department to find resources to meet their needs. As the national incidence of young children diagnosed as having Autism continues to rise, the increase is being seen at the local level as well. This will continue to present a challenge to identify appropriate services that will adequately support them.
- The COVID-19 pandemic has created a delay in referrals to the EI Program and the Preschool Special Education Program as well as a delay in evaluations and services. There has also been a shortage of providers, increasing the delay in services. Work to ensure that these children are appropriately served in a timely manner.
- Understanding of the effects of Adverse Childhood Experiences is emerging. Focus efforts to increase awareness and develop ways to support survivors.
- Healthy Families Broome will continue to identify vulnerable families and implement areas of collaboration with Department of Social Services and other human service providers to prevent child abuse/neglect.

Health 25060004
Maternal Child Health and Development

<u>Title of Position</u>	<u>Grade/Unit</u>	As of July 5,2022				
		<u>2021 Actuals</u>	<u>Current Authorized</u>	<u>2023 Requested</u>	<u>2023 Recommended</u>	<u>2023 Adopted</u>
<u>Full-Time Positions</u>						
Preschool Special Education Program Coord.	17 CSEA	1	1	1	1	1
Early Intervention Service Coordinator	16 CSEA	6	6	6	6	6
Health Information Technician	11 CSEA	1	1	1	1	1
Total Full-Time Positions		8	8	8	8	8
<u>Part-Time Positions</u>						
Director of Children w/Spec. Needs Program	C Admin	1	1	1	1	1
Supervising Public Health Nurse	20 BAPA	1	1	1	1	1
Children w/Spec. Needs Program Supervisor	20 BAPA	1	1	1	1	1
Public Health Nurse *	17 CSEA	2	0	0	0	0
Secretary	13 CSEA	1	1	1	1	1
Keyboard Specialist **	8 CSEA	1	0	0	0	0
Health Program Specialist	8 CSEA	1	1	1	1	1
Total Part-Time Positions		8	5	5	5	5
Total Positions		16	13	13	13	13

* Two positions moved to Clinics Division in 2022

**One position moved to Clinics Division in 2022

REPORT:BP033

BROOME COUNTY GOVERNMENT
REVENUE AND APPROPRIATION SUMMARY
BY DEPARTMENT AND DIVISION

FUND: 1010 General Operating
DEPT: 25000000 Health
DIV: 06 Health-Maternal Child Health & Dev

Account	2021 Actuals	2022 Budget	2022 YTD Actuals As of 11/17/22	2023 Budget Requested	2023 Budget Recommended	2023 Budget Adopted
0000002 Departmental Income						
5000118 FEES FOR SERVICES	1,299,792	1,135,605	936,778	1,272,469	1,272,469	1,272,469
5000331 CHARGEBACK TO GRANTS	63,631	22,612	29,393	45,896	45,896	45,896
5000333 OTHER DEPARTMENTAL CHARGEBACK	133,248	140,951	90,328	145,614	145,614	145,614
5000335 COPIER CHARGEBACK	2,959	2,500	1,482	2,500	2,500	2,500
5000426 MISCELLANEOUS	24	0	31	0	0	0
5000428 OTHER CHARGES	39,324	50,622	33,350	48,114	48,114	48,114
0000002 Departmental Income Totals	1,538,978	1,352,290	1,091,362	1,514,593	1,514,593	1,514,593
0000008 State Aid						
5000808 OTHER STATE AID	380,022	442,777	325,924	441,692	441,692	441,692
5000811 EDUCATION-HANDICAPPED CHILDREN	3,774,928	3,874,517	2,808,887	3,966,396	3,966,396	3,966,396
5000821 PUBLIC HEALTH WORK	31,950	0	-1,422	0	0	0
0000008 State Aid Totals	4,186,900	4,317,294	3,133,389	4,408,088	4,408,088	4,408,088
Rev Total for Div: 2506	5,725,878	5,669,584	4,224,751	5,922,681	5,922,681	5,922,681
0000010 Personnel Service						
6001000 SALARIES FULL-TIME	365,431	377,846	304,136	386,424	386,424	386,424
6001001 SALARIES PART-TIME	212,840	162,188	108,871	144,004	144,004	144,004
6001002 SALARIES TEMPORARY	69,784	7,718	8,549	8,112	8,112	8,112
6001003 SALARIES OVERTIME	17	0	51	0	0	0
0000010 Personnel Service Totals	648,072	547,752	421,607	538,540	538,540	538,540
0000040 Contractual Expenditures						
6004012 OFFICE SUPPLIES	1,870	3,000	1,732	3,000	3,000	3,000
6004056 COMPUTER EQUIPMENT(NON CAPITAL)	971	0	0	0	0	0
6004100 POSTAGE AND FREIGHT	2	50	0	50	50	50
6004106 GENERAL OFFICE EXPENSES	363	0	0	0	0	0
6004137 ADVERTISING AND PROMOTION EXPE	70	0	0	0	0	0
6004146 SUBCONTRACTED PROGRAM EXPENSE	667,291	1,409,550	736,165	1,572,737	1,572,737	1,572,737
6004149 CASE ADMINISTRATION	41,920	50,622	33,129	48,114	48,114	48,114
6004160 MILEAGE AND PARKING-LOCAL	2,277	7,235	3,704	7,039	7,039	7,039

BROOME COUNTY GOVERNMENT
 REVENUE AND APPROPRIATION SUMMARY
 BY DEPARTMENT AND DIVISION

FUND: 1010 General Operating
 DEPT: 25000000 Health
 DIV: 06 Health-Maternal Child Health & Dev

Account	2021 Actuals	2022 Budget	2022 YTD Actuals As of 11/17/22	2023 Budget Requested	2023 Budget Recommended	2023 Budget Adopted
6004161 TRAVEL HOTEL AND MEALS	0	50	0	50	50	50
6004162 EDUCATION AND TRAINING	0	50	0	50	50	50
6004164 NON-EMPLOYEE TRAVEL HOTEL & ME	9,655	26,141	16,549	27,308	27,308	27,308
6004196 COPYING MACHINE RENTALS	1,170	3,000	2,847	3,000	3,000	3,000
6004405 REHAB AND THERAPY SERVICES	1,398,480	1,873,887	968,712	1,873,887	1,873,887	1,873,887
6004413 OTHER HEALTH AND MEDICAL SERVI	315,621	447,067	99,492	447,250	447,250	447,250
6004571 EDUCATION OF HANDICAPPED CHILD	4,430,494	4,946,973	3,015,481	5,404,179	5,404,179	5,404,179
6004573 OTHER FEES FOR SERVICES	10,973	36,830	10,600	36,980	36,980	36,980
6004574 CLASSROOM AIDES	166,956	312,512	209,681	353,689	353,689	353,689
0000040 Contractual Expenditures Totals	7,048,113	9,116,967	5,098,092	9,777,333	9,777,333	9,777,333
0000041 Chargeback Expenses						
6004604 DPW SECURITY CHARGEBACKS	110	0	0	0	0	0
6004606 TELEPHONE BILLING ACCOUNT	7,691	4,267	4,525	4,267	4,267	4,267
6004609 DATA PROCESSING CHARGEBACKS	70,020	66,360	39,839	54,129	54,129	54,129
6004614 OTHER CHARGEBACK EXPENSES	304	280	402	245	245	245
6004615 GASOLINE CHARGEBACK	1	0	0	5	5	5
6004616 FLEET SERVICE CHARGEBACK	6	0	26	6	6	6
6004617 DUPLICATING/PRINTING CHARGEBAC	7,004	6,975	7,092	6,975	6,975	6,975
6004618 OFFICE SUPPLIES CHARGEBACK	5,682	7,000	5,420	6,000	6,000	6,000
0000041 Chargeback Expenses Totals	90,818	84,882	57,304	71,627	71,627	71,627
0000060 Principal on Indebtedness						
6006008 PRINCIPAL ON CAPITAL LEASE	1,445	0	0	0	0	0
0000060 Principal on Indebtedness Totals	1,445	0	0	0	0	0
0000070 Interest on Indebtedness						
6007005 INTEREST ON CAPITAL LEASE	349	0	0	0	0	0
0000070 Interest on Indebtedness Totals	349	0	0	0	0	0
0000080 Employee Benefits						
6008001 STATE RETIREMENT	85,392	86,683	57,959	85,755	85,755	85,755
6008002 SOCIAL SECURITY	46,183	41,902	29,438	41,197	41,197	41,197
6008004 WORKERS COMPENSATION	6,094	5,991	3,902	6,049	6,049	6,049
6008006 LIFE INSURANCE	110	195	47	195	195	195

REPORT:BP033

BROOME COUNTY GOVERNMENT
REVENUE AND APPROPRIATION SUMMARY
BY DEPARTMENT AND DIVISION

FUND: 1010 General Operating

DEPT: 25000000 Health

DIV: 06 Health-Maternal Child Health & Dev

Account	2021 Actuals	2022 Budget	2022 YTD Actuals As of 11/17/22	2023 Budget Requested	2023 Budget Recommended	2023 Budget Adopted
6008007 HEALTH INSURANCE	147,627	185,591	117,713	185,244	185,244	185,244
6008009 RETIREE HEALTH INSURANCE	182,571	181,101	138,815	218,634	218,634	218,634
6008010 DISABILITY INSURANCE	1,076	879	610	879	879	879
0000080 Employee Benefits Totals	469,053	502,342	348,484	537,953	537,953	537,953
Exp Total for Div: 2506	8,257,850	10,251,943	5,925,487	10,925,453	10,925,453	10,925,453
Total for Div: 25000000	-2,531,972	-4,582,359	-1,700,736	-5,002,772	-5,002,772	-5,002,772

BROOME COUNTY GOVERNMENT
 REVENUE AND APPROPRIATION SUMMARY
 BY DEPARTMENT AND DIVISION

FUND: 1010 General Operating
 DEPT: 25000000 Health
 DIV: 07

Account	2021 Actuals	2022 Budget	2022 YTD Actuals As of 11/17/22	2023 Budget Requested	2023 Budget Recommended	2023 Budget Adopted
0000009 Federal Aid						
5000912 HEALTH DEPT - FEDERAL	2,408,487	0	0	0	0	0
0000009 Federal Aid Totals	2,408,487	0	0	0	0	0
Rev Total for Div: 2507	2,408,487	0	0	0	0	0
0000040 Contractual Expenditures						
6004308 TANF	2,408,487	0	0	0	0	0
0000040 Contractual Expenditures Totals	2,408,487	0	0	0	0	0
Exp Total for Div: 2507	2,408,487	0	0	0	0	0
Total for Div: 25000000	0	0	0	0	0	0
Total for Dept: 25000000	-5,628,876	-8,134,798	-3,711,891	-8,128,440	-8,159,588	-8,159,588

MENTAL HEALTH

Commissioner

Deputy Commissioner

Contract Agencies

ADDICTION SERVICES & SUPPORTS

- Addiction Center of Broome County**
 - Family Support Navigator
 - Medically-Supervised Outpatient Clinic
 - Outpatient Rehabilitation
 - Peer Advocate
- Fairview Recovery Services**
 - Addiction Stabilization Center
 - Career Choices Unlimited
 - Residential Rehabilitation-Men
 - Residential Rehabilitation-Women
 - Shelter Plus Care
 - VOICES Recovery Center
- Helio Health**
 - Medically Supervised Withdrawal and Stabilization
 - Inpatient Rehabilitation
- Our Lady of Lourdes Hospital**
 - Student Assistance Program
- United Health Services**
 - Jail-Based Substance Use Disorder Treatment

DIVISION OF CRIMINAL JUSTICE SERVICES

- Southern Tier AIDS Program**
 - County Reentry Task Force

MENTAL HEALTH

- Broome Tioga BOCES**
 - Promise Zone
- Binghamton University**
 - Promise Zone
- Catholic Charities of Broome County**
 - Assertive Community Treatment
 - Assisted Competitive Employment
 - Consumer Advocacy
 - Drop In Center
 - Family Peer Support Services
 - Four Seasons Psychosocial Club
 - Non-Medicaid Care Management-Adult & Youth
 - Residential Services
 - Transportation
- Children's Home of Wyoming Conference**
 - Family Peer Support Services
- Clear Path for Veterans**
 - Veteran Peer to Peer Support
- Community Options of New York**
 - Supported Employment
- Family and Children's Counseling Services**
 - Non-Medicaid Care Management-Adult
 - Outpatient Clinic
 - School-Based Mental Health
 - Vocational Incentive Program
- Mental Health Association of the Southern Tier**
 - Crisis Intervention Team
 - Crisis Respite
 - Family Peer Support Services
 - Mobile Crisis
 - Sunrise Wellness Center
- United Health Services**
 - Comprehensive Psychiatric Emergency Program (CPEP)

County-Operated

LOCAL GOVERNMENT UNIT

- Adult Single Point of Access
- Assisted Outpatient Treatment
- Broome Includes
- Children's Single Point of Access
- Community Systems Coordinator
- Dual Recovery Coordinator
- Fiscal Services
- Forensic Court-Ordered
- Examinations and Evaluations
- Performance and Contract Management

GRANTS MANAGEMENT

- Substance Abuse and Mental Health Services Administration (SAMHSA) *Drug Free Communities Grant*
- National Institute on Drug Abuse (NIDA) *HEALing Communities Grant*
- Office of Addiction Services and Supports (OASAS) *State Opioid Response Grant (SOR)*

MENTAL HEALTH

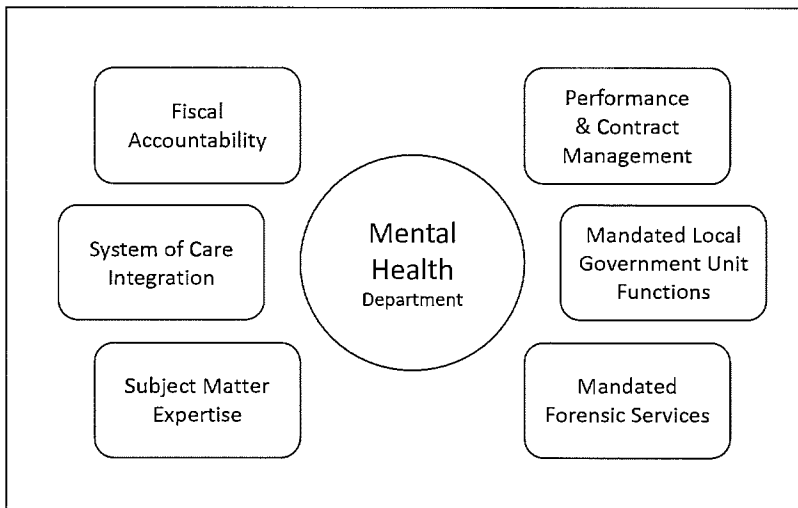
Mental Health

Mission

To promote and protect the mental health, substance use recovery, intellectual and developmental abilities of the individuals, families, and communities of Broome County.

Vision

Transform the wellness of our community through a comprehensive continuum of innovative, compassionate, and efficient behavioral health services, ensuring interventions and programs are safe, effective, timely, equitable and person-centered.



Description

The Mental Health Commissioner and Local Government Unit (LGU) are mandated to plan, develop, coordinate, and evaluate all local

services for the three disabilities identified in New York State Mental Hygiene Law: Addictions, Mental Health and Intellectual (Developmental) Disabilities. This requires interaction with three separate state agencies: Office of Addiction Services and Supports (OASAS), Office of Mental Health (OMH) and the Office for People with Developmental Disabilities (OPWDD). With funding from these agencies and other sources, the LGU oversees a \$26 million system of care, that enables the department and other agencies to provide necessary services. Collaboration with diverse public and private organizations is essential to build and sustain a comprehensive continuum of services in Broome County.

Mandated by New York State Mental Hygiene Law, Forensic Services (1) perform court-ordered mental health evaluations, (2) facilitate involuntary transport orders for emergency assessment, (3) designate qualified physicians to facilitate involuntary psychiatric hospital admission, (4) manage the Assisted Outpatient Treatment (AOT) and Secure Ammunition and Fire Arm Enforcement (SAFE) Act programs and (5) facilitate referrals from state correctional facilities for individuals with Serious Mental Illness (SMI) for transition to appropriate community services.

2023 Objective

Operationalize *System of Care* planning principles to ensure responsible fiscal stewardship, resource development and coordinated interoperability with service providers.

2023 Budget Highlights

Mental Health requests adding a Deputy Commissioner of Community Mental Health Services position and eliminating a Keyboard Specialist position. The Deputy position will be able to act on behalf of the Commissioner to fulfill the requirements of Mental Hygiene Law Statutes for the Mental Health Department.

Mental Health 26000004

<u>Title of Position</u>	<u>Grade/Unit</u>	As of				
		<u>2021</u> <u>Actuals</u>	<u>July 5, 2022</u> <u>Current</u> <u>Authorized</u>	<u>2023</u> <u>Requested</u>	<u>2023</u> <u>Recommended</u>	<u>2023</u> <u>Adopted</u>
<u>Full-Time Positions</u>						
Commissioner of Comm. Mental Health Svcs	I Admin	1	1	1	1	1
Deputy Commissioner of Comm. Mental Health Svcs	G Admin	0	0	1	1	1
Mental Health Program Coordinator (40)	24 BAPA	1	1	1	1	1
Keyboard Specialist	8 CSEA	1	1	0	0	0
Total Full-Time Positions		3	3	3	3	3
<u>Part-Time Positions</u>						
None		0	0	0	0	0
Total Part-Time Positions		0	0	0	0	0
Total Positions		3	3	3	3	3

REPORT:BP032

BROOME COUNTY GOVERNMENT
REVENUE AND APPROPRIATION SUMMARY BY DEPARTMENT

FUND: 1010 General Operating
DEPT: 26000000 Mental Health

Account	2021 Actuals	2022 Budget	2022 YTD Actuals As of 11/17/22	2023 Budget Requested	2023 Budget Recommended	2023 Budget Adopted
0000002 Departmental Income						
5000333 OTHER DEPARTMENTAL CHARGEBACK	7,520	7,862	3,931	0	0	0
5000426 MISCELLANEOUS	119,306	132,267	93,437	130,473	130,473	130,473
5000429 SALE OF SUPPLIES TO OTHER GOVT	10	0	0	0	0	0
0000002 Departmental Income Total	126,836	140,129	97,368	130,473	130,473	130,473
0000007 Misc Interfund Revenues						
5000545 CREDIT CARD REBATES	30	0	18	0	0	0
0000007 Misc Interfund Revenues Total	30	0	18	0	0	0
0000008 State Aid						
5000827 MENTAL HEALTH ADMINISTRATION	178,314	138,646	125,850	141,978	141,978	141,978
0000008 State Aid Total	178,314	138,646	125,850	141,978	141,978	141,978
0000009 Federal Aid						
5000916 FEDERAL AID - MENTAL HEALTH CL	20,380	50,500	0	37,357	37,357	37,357
0000009 Federal Aid Total	20,380	50,500	0	37,357	37,357	37,357
Rev Totals for Dept: 26000000	325,560	329,275	223,236	309,808	309,808	309,808
0000010 Personnel Service						
6001000 SALARIES FULL-TIME	80,498	129,597	66,289	190,949	196,339	196,339
6001001 SALARIES PART-TIME	22,178	0	18,706	0	0	0
0000010 Personnel Service Totals	102,676	129,597	84,995	190,949	196,339	196,339
0000040 Contractual Expenditures						
6004010 BOOKS AND SUBSCRIPTIONS	267	500	272	500	500	500
6004012 OFFICE SUPPLIES	3,817	5,000	3,404	5,000	5,000	5,000
6004021 BLDG MAINTENANCE SUPPLIES	0	250	0	0	0	0

BROOME COUNTY GOVERNMENT
 REVENUE AND APPROPRIATION SUMMARY BY DEPARTMENT

FUND: 1010 General Operating
 DEPT: 26000000 Mental Health

Account	2021 Actuals	2022 Budget	2022 YTD Actuals As of 11/17/22	2023 Budget Requested	2023 Budget Recommended	2023 Budget Adopted
6004023 BLDG AND GROUNDS SUPPLIES	595	821	239	821	821	821
6004030 FOOD AND BEVERAGES	146	250	0	250	250	250
6004046 GAS OIL GREASE AND DIESEL FUEL	0	150	0	0	0	0
6004048 MISC OPERATIONAL SUPPLIES	0	500	0	250	250	250
6004056 COMPUTER EQUIPMENT(NON CAPITAL	0	1,000	0	1,000	1,000	1,000
6004100 POSTAGE AND FREIGHT	0	250	0	0	0	0
6004105 DUES AND MEMBERSHIPS	7,112	8,076	7,326	7,546	7,546	7,546
6004106 GENERAL OFFICE EXPENSES	0	500	0	500	500	500
6004111 BUILDING AND LAND RENTAL	107,323	106,140	100,872	108,793	108,793	108,793
6004117 BUILDING AND GROUNDS EXPENSES	590	931	511	645	645	645
6004137 ADVERTISING AND PROMOTION EXPE	0	150	781	0	0	0
6004138 OTHER OPERATIONAL EXPENSES	13	19	26	25	25	25
6004160 MILEAGE AND PARKING-LOCAL	0	325	0	325	325	325
6004161 TRAVEL HOTEL AND MEALS	0	750	116	750	750	750
6004162 EDUCATION AND TRAINING	0	750	0	750	750	750
6004165 ADVISORY BD/TRUSTEES EXPENSES	0	1,080	0	1,080	1,080	1,080
6004196 COPYING MACHINE RENTALS	1,895	3,282	3,757	4,632	4,632	4,632
6004573 OTHER FEES FOR SERVICES	43,526	166,986	61,318	62,200	62,200	62,200
0000040 Contractual Expenditures Totals	165,284	297,710	178,622	195,067	195,067	195,067
0000041 Chargeback Expenses						
6004602 INSURANCE PREMIUM CHARGEBACK	17	9	7	12	12	12
6004604 DPW SECURITY CHARGEBACKS	13,618	20,748	9,531	24,174	24,174	24,174
6004605 COUNTY ATTORNEY CHARGEBACKS	18,035	30,625	11,383	30,625	30,625	30,625
6004606 TELEPHONE BILLING ACCOUNT	3,603	4,759	3,153	4,357	4,357	4,357
6004609 DATA PROCESSING CHARGEBACKS	26,332	36,819	17,522	21,508	21,508	21,508
6004610 PERSONNEL SERVICES CHARGEBACKS	2,929	5,031	0	7,167	7,167	7,167
6004614 OTHER CHARGEBACK EXPENSES	1,075	1,345	1,109	1,165	1,165	1,165
6004617 DUPLICATING/PRINTING CHARGEBAC	356	985	439	1,232	1,232	1,232
6004618 OFFICE SUPPLIES CHARGEBACK	1,018	804	200	903	903	903
6004619 BUILDING SERVICE CHARGEBACK	8,721	11,041	5,603	11,625	11,625	11,625
0000041 Chargeback Expenses Totals	75,704	112,166	48,947	102,768	102,768	102,768
0000060 Principal on Indebtedness						
6006008 PRINCIPAL ON CAPITAL LEASE	2,056	0	0	0	0	0
0000060 Principal on Indebtedness Totals	2,056	0	0	0	0	0

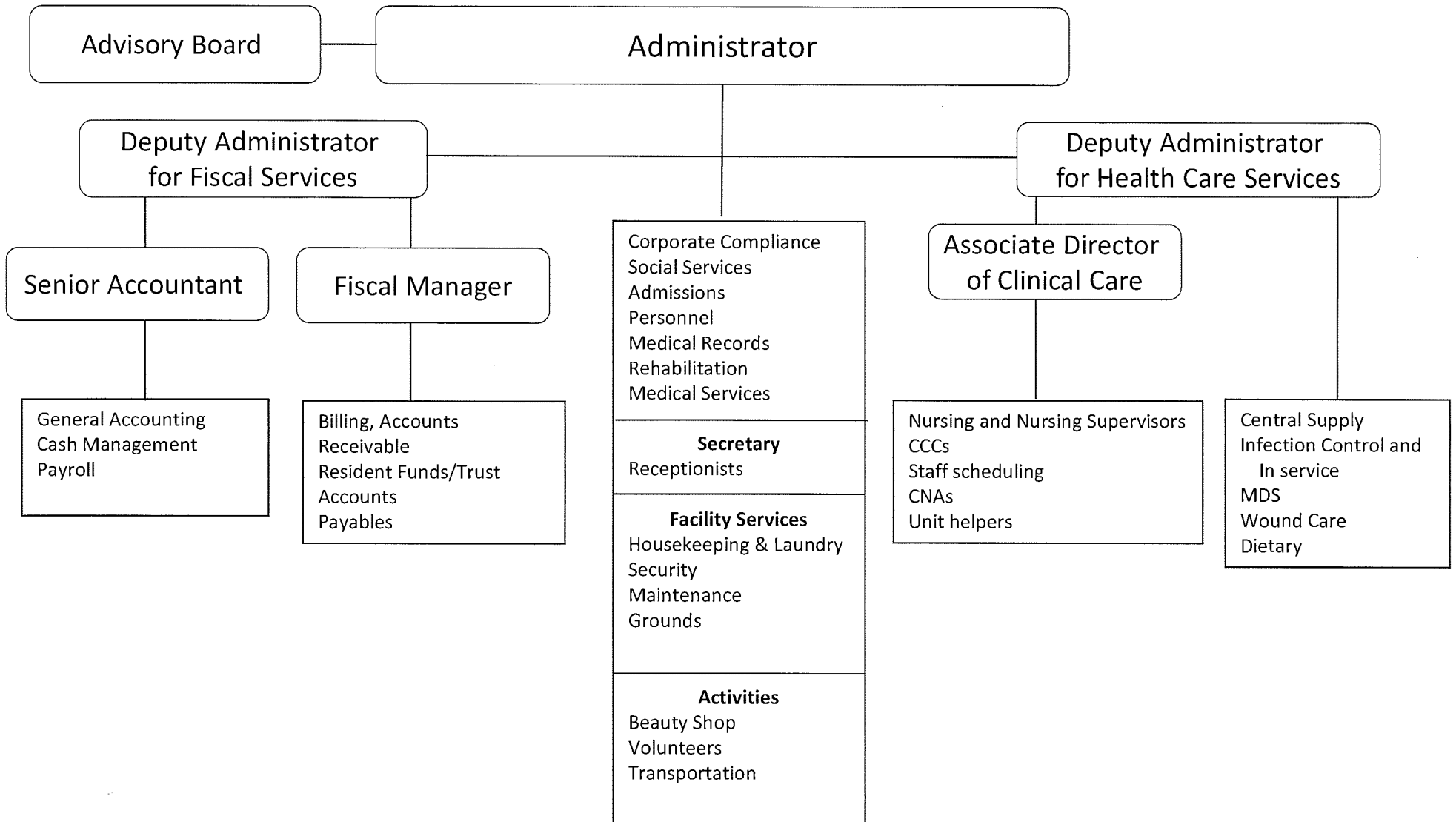
REPORT:BP032

BROOME COUNTY GOVERNMENT
REVENUE AND APPROPRIATION SUMMARY BY DEPARTMENT

FUND: 1010 General Operating
DEPT: 26000000 Mental Health

Account	2021 Actuals	2022 Budget	2022 YTD Actuals As of 11/17/22	2023 Budget Requested	2023 Budget Recommended	2023 Budget Adopted
0000070 Interest on Indebtedness						
6007005 INTEREST ON CAPITAL LEASE	476	0	0	0	0	0
0000070 Interest on Indebtedness Totals	476	0	0	0	0	0
0000080 Employee Benefits						
6008001 STATE RETIREMENT	20,657	21,839	15,242	32,398	33,477	33,477
6008002 SOCIAL SECURITY	7,084	9,914	6,013	14,607	15,020	15,020
6008004 WORKERS COMPENSATION	51,797	53,498	53,498	32,188	32,188	32,188
6008006 LIFE INSURANCE	10	33	5	33	33	33
6008007 HEALTH INSURANCE	22,449	34,252	19,694	35,964	35,964	35,964
6008009 RETIREE HEALTH INSURANCE	360,365	384,295	245,987	379,710	379,710	379,710
6008010 DISABILITY INSURANCE	5	88	0	0	0	0
6008013 HEALTH INS - RETIRE INCENTIVE	5,647	0	0	0	0	0
0000080 Employee Benefits Totals	468,014	503,919	340,439	494,900	496,392	496,392
0000090 Transfers						
6009002 TRANSFER TO GRANT FUND	168,175	125,170	46,386	61,847	61,847	61,847
0000090 Transfers Totals	168,175	125,170	46,386	61,847	61,847	61,847
Exp Totals for Dept: 26000000	982,385	1,168,562	699,389	1,045,531	1,052,413	1,052,413
Total for Dept: 26000000	-656,825	-839,287	-476,153	-735,723	-742,605	-742,605

Willow Point Rehabilitation and Nursing Center



Willow Point Rehabilitation and Nursing Center

Mission Statement

It is the mission of the Willow Point Rehabilitation and Nursing Center (WPRNC) to serve the elderly and disabled individuals of Broome County that need skilled nursing care and short-term rehabilitation. This includes a comprehensive interdisciplinary approach to care planning with emphasis on quality of life, preservation of dignity and independence for the residents. The team at WPRNC is committed to meeting the physical, emotional, social, and spiritual needs of the residents.

Description

Broome County's Willow Point Rehabilitation and Nursing Center has provided skilled nursing care since 1969.

WPRNC is licensed to care for up to 300 residents. The facility is made up of three separate buildings that are connected on at least one level. The *South Building* was built in 1969, which includes three floors, each with single, and double bedrooms. The *North Building* built in 1971, contains two floors with a mix of single and double bedrooms. In 2016 the first floor became home to the new rehabilitation unit composed of 39 single beds. This included a new gym with upgraded equipment to enhance the rehabilitation experience. The newest building: *West Wing* was built in 1988. The *West Wing* is comprised of a 43-bed secure nursing unit for Alzheimer's and dementia care of residents who are also at risk for wandering unsafely. One floor is designated primarily for sub-acute care or short-term rehabilitation services. The rest of the facility provides a variety of skilled nursing care services.

Federal and State regulations dictate the standards required to operate a skilled nursing facility. The New York State Department of Health (NYSDOH) is the licensing and lead oversight entity that is responsible for ensuring regulatory compliance. NYSDOH conducts routine, unannounced inspections and complaint investigations. WPRNC is required to meet all standards or pay penalties, fines, and potentially disqualification from the Medicare and Medicaid programs (the primary payment sources). As a government-sponsored facility, there are additional requirements that must be met. For example, State Civil Service employment, Broome County purchasing processes and cash-based accounting rules.

The Administrator relies on the other Administration and general staff to meet the regulations. The Personnel Coordinator is responsible for employee hiring, corrective actions, and discharges.

The Fiscal Department is divided into four supervised areas: Payroll, Accounts Receivable and Resident Banking, Accounts Payable and Budget, General Ledger Accounting and Cost Reporting. Each area has specifically assigned support staff. The Fiscal Services Department is overseen by the Deputy Administrator for Fiscal Services, who reports directly to the Administrator.

The Administration umbrella also encompasses several other areas of the facility including the Admissions Department, Barber and Beauty Services, the Medical Director's office, Health Information Management Department, Therapeutic Recreation (Activities), and Volunteers.

2023 Objectives

The primary objective for WPRNC is to provide quality resident care in a caring and cost-responsible manner. Everything that Willow Point does for our nursing home residents must strive to meet this goal. Broome County recently contracted with Centers Health Care for professional consultation/advisory services related to certain business operations services to improve the financial stability of WPRNC for a four-year period.

- Continue to develop and coach the leadership team and focus on attracting and retaining talent that consistently exceed expectations in resident care.
- Decrease re-hospitalization rates by utilizing internal resources and knowledge to provide care prior to hospitalization becoming necessary.
- While it is impossible to eliminate DOH complaints and findings, it is necessary to implement processes to improve documentation and processes.
- Increasing staffing to appropriate levels will provide support in all areas of the skilled nursing facility.
- Continually develop relationships with outside providers and facilitators, such as the hospital systems, DSRIP, and Remedy Partners.
- The Fiscal Services Department, specifically accounts receivable and billing, were the first Departments to utilize the professional consultation/advisory services of Centers Health Care (Centers). It is Management's goal to train the staff in the accounts receivable and billing areas to use Centers' methods and procedures in order for them to perform more efficiently, effectively, and economically. As the Fiscal Services Department's staffing has changed over the past year, it is Management's desire to obtain individuals that can support and strengthen the methods and procedures acquired

during the consultation/advisory period under Centers and continue the anticipated improvements.

- Under the direction and advisory of Centers it is the goal of Management to develop complete and meaningful monthly and annual financial performance metrics.
- Clinical consulting services was the second area reviewed by Centers to assess for improvements necessary to enhance the services currently being provided by the Department.
- Continue to develop an assessment of equipment and a multi-year replacement plan.
- Evaluate current Infection Control policies and procedures and determine best practices and necessary equipment to minimize impact of an event similar to COVID-19.
- The next Departments to be evaluated and access include Dietary, Therapeutic Recreation (Activities), and Social Services. Management's ultimate goal is to have each Department evaluated and access by Centers in order to identify areas that can be improved or enhanced.

2023 Budget Highlights

The 2023 objectives were applied in making budget decisions. Budget preparation following the COVID pandemic remains challenging. Revenue was reduced based on expectations of a lower census, however, Management's goal is a slower but steady recovery to previous census levels. Preparations have been made for an increase in census by preparing previously closed units in the facility to accommodate an increase in census. The major goal is to get the rehabilitation back up and operating after COVID pandemic. Expenses were kept relative flat, other than contractually obligated increases.

Revenue

- Revenue projections for 2023 reflect a an occupancy level of two hundred fifty-five (255) beds being occupied in the long-term care area and short-term rehabilitation unit, for an overall projected census of 85%. Decreasing the re-hospitalization rate will improve the confidence that the local hospitals have in our abilities to meet the needs of long and short-term residents. The facility's quality measures have improved year over year, further solidifying our reputation with the hospitals, our primary referral base. The MCS Medicare Compare rating system continues to be a struggle, but the facility continues to meet NYS DOH Quality Measures designating it in quintiles eligible for additional reimbursement. The facility will use these notable achievements to foster provider relationships to poise for the future.
- Medicare rates are based on historical utilization under the new PDP Reimbursement Model. Medicaid rates are based on a reduced current case mix acuity of the residents. This is due to the fact that NYS DOH is proposing changes to the CMI component of the Medicaid reimbursement rate, and these changes are currently suspended under Court ordered injunction. The future is still not set in stone, but it appears that NYS DOH will be able to move forward with these proposed changes for the July 2021 case mix rate, which sets the facility rates for January 1, 2022. Rates have been neither increased nor decreased to conservatively account for unknown changes.
- The projected occupancy rate is calculated and predicted using 2019, 2020, and 2021 year-to-date census statistics.

- All other revenue amounts are based on historical information and reasonable projections (excludes COVID-19 effects).
- Overall, revenue projections were affected by several factors:
 - Fewer census days projected.
 - Lower miscellaneous revenue projections from the DSRIP due to changes in how this funding is distributed.
 - Projected Federal cuts to the PDPM/Medicare reimbursement program.
- The Intergovernmental Transfer Program (IGT) that benefits County Nursing Homes continues in 2023. The proposed budget reflects the anticipation that the county will be able to match IGT. The program will continue for the 2023 budget year and Management has used \$1,457,640 as anticipated revenues from the Program.

Expenses

- Expenses reflect the continuing challenge of providing quality resident care and services in a facility with increasing infrastructure needs.
- Every vacant position continues to be evaluated before hiring to seek improved efficiencies and reduced expenses.
 - Contractual expenditure requests did not decrease or increase significantly.
 - Equipment expenditures requests decreased approximately \$85,000.
 - Interdepartmental chargeback requests decreased approximately \$700,000.
 - Debt Service requests increased approximately \$300,000.

- Each department's request for overtime appropriations was assessed and reduced where deemed prudent to do so. Many departments have reduced staff over the years and are now facing vacancies as well. There are several departments experiencing heavy stress in this area.

Willow Point Nursing Home 27010104, 27010304, 27010504
Administration and General

<u>Title of Position</u>	<u>Grade/Unit</u>	<u>2021 Actuals</u>	<u>2022 Actuals</u>	As of	<u>2023 Requested</u>	<u>2023 Recommended</u>	<u>2023 Adopted</u>
				July 31, 2022 Current Authorized			
<u>Full-Time Positions</u>							
Nursing Home Administrator	O Admin	1	1	1	1	1	1
Deputy NH Administrator-Fiscal Services	F Admin	1	1	1	1	1	1
Personnel Coordinator/Corporate Compliance	20 Admin	1	1	1	1	1	1
Personnel Clerk	9 Admin	1	1	1	1	1	1
Supervising Nurse I / II	21/22 BAPA	1	1	0	0	0	0
Supervising Nurse I / II	22/23 BAPA	0	0	1	1	1	1
Senior Accountant	18 BAPA	1	1	1	1	1	1
Fiscal Manager	17 BAPA	1	1	1	1	1	1
Health Information Administrator	14 BAPA	1	1	1	1	1	1
Admission Coordinator	22 CSEA	1	1	1	1	1	1
Accountant (County)	16 CSEA	2	1	1	1	1	1
Principal Billing Specialist	15 CSEA	1	1	1	1	1	1
Secretary	13 CSEA	1	1	1	1	1	1
Senior Billing Specialist *	13 CSEA	3	2	2	2	2	2
Health Information Technician **	11 CSEA	2	2	2	2	2	2
Program Assistant *	10 CSEA	1	1	1	1	1	1
Senior Account Clerk *	9 CSEA	2	2	2	2	2	2
Billing Specialist	9 CSEA	2	0	0	0	0	0
Senior Clerk ***	8 CSEA	2	3	3	0	0	0
Account Clerk	7 CSEA	2	0	0	0	0	0
Clerk	7 CSEA	6	6	6	6	6	6
Total Full-Time Positions		33	28	28	25	25	25
<u>Part-Time Positions</u>							
Clerk	7 CSEA	4	4	4	4	4	4
Total Part-Time Positions		4	4	4	4	4	4
Total Positions		37	32	32	29	29	29
		37	32	32	29	29	29

* One position unfunded in 2023

** One position unfunded in 2022

*** Three positions abolished in 2023

BROOME COUNTY GOVERNMENT
 REVENUE AND APPROPRIATION SUMMARY
 BY DEPARTMENT AND DIVISION

FUND: 2050 WPNH Operating
 DEPT: 27000000 Willow Point
 DIV: 01 Willow Point-Admin & General

Account	2021 Actuals	2022 Budget	2022 YTD Actuals As of 11/17/22	2023 Budget Requested	2023 Budget Recommended	2023 Budget Adopted
27000000 Willow Point						
0000002 Departmental Income						
5000105 XEROX MACHINE	164	1,800	3	0	0	0
5000109 CABLE TV	4,014	0	1,302	0	0	0
5000125 MEDICARE PART B	1,452,230	396,000	580,975	600,000	600,000	600,000
5000179 CHARGES FOR SERVICES	0	0	10,995,315	0	0	0
5000206 CHARGES FOR SERVICES	5,768	10,000	3,155	10,000	10,000	10,000
5000210 SNF MEDICARE	3,107,735	5,230,756	679,843	7,686,000	7,686,000	7,686,000
5000212 SNF PRIVATE	2,583,614	4,642,153	609,612	3,266,486	3,266,486	3,266,486
5000218 SNF NAMI-PATIENT SHARE	2,575,615	3,230,000	976,335	2,613,600	2,613,600	2,613,600
5000238 COMMERCIAL INSURANCE	232,015	295,523	40,257	1,474,173	1,474,173	1,474,173
5000426 MISCELLANEOUS	27,469	200,000	117,627	552,000	552,000	552,000
5000427 CAFETERIA FEES	1,086	0	1,368	0	0	0
5000431 MISCELLANEOUS	134,420	100,000	0	100,000	100,000	100,000
0000002 Departmental Income Totals	10,124,130	14,106,232	14,005,792	16,302,259	16,302,259	16,302,259
0000003 Use of Money						
5000451 INTEREST AND EARNINGS	42	1,500	67	1,500	1,500	1,500
5000470 VENDING MACHINE	5,848	4,000	0	3,600	3,600	3,600
0000003 Use of Money Totals	5,890	5,500	67	5,100	5,100	5,100
0000007 Misc Interfund Revenues						
5000530 REFUNDS OF PRIOR YEARS EXPENDI	206	0	1,362	0	0	0
5000533 UNCLASSIFIED REVENUES	31,626	0	0	0	0	0
5000545 CREDIT CARD REBATES	774	1,000	407	1,000	1,000	1,000
5000551 CHANGE IN OPEB LIABILITY	4,664,352	0	0	0	0	0
5000570 EARNINGS ON TEMPORARY INVESTME	480	0	0	0	0	0
0000007 Misc Interfund Revenues Totals	4,697,438	1,000	1,769	1,000	1,000	1,000
0000009 Federal Aid						
5000949 SNF MEDICAID - FEDERAL	12,168,823	15,426,006	3,705,553	14,537,581	14,537,581	14,537,581
0000009 Federal Aid Totals	12,168,823	15,426,006	3,705,553	14,537,581	14,537,581	14,537,581
Rev Total for Div: 2701	26,996,281	29,538,738	17,713,181	30,845,940	30,845,940	30,845,940

REPORT:BP033

BROOME COUNTY GOVERNMENT
REVENUE AND APPROPRIATION SUMMARY
BY DEPARTMENT AND DIVISION

FUND: 2050 WPNH Operating
DEPT: 27000000 Willow Point
DIV: 01 Willow Point-Admin & General

Account	2021 Actuals	2022 Budget	2022 YTD Actuals As of 11/17/22	2023 Budget Requested	2023 Budget Recommended	2023 Budget Adopted
0000010 Personnel Service						
6001000 SALARIES FULL-TIME	1,045,635	1,236,744	683,217	1,048,860	1,057,279	1,057,279
6001001 SALARIES PART-TIME	44,345	51,349	40,739	53,218	53,218	53,218
6001003 SALARIES OVERTIME	27,799	30,697	35,706	25,635	25,635	25,635
6001008 STAND-BY PAY	90	0	30	0	0	0
6001009 OTHER PERSONNEL SERVICES	90	0	179	0	0	0
6001012 HOLIDAY OVERTIME PAY	717	3,140	1,227	3,602	3,602	3,602
6001013 SIGN ON BONUS	200	0	150	0	0	0
0000010 Personnel Service Totals	1,118,876	1,321,930	761,248	1,131,315	1,139,734	1,139,734
0000020 Equipment and Capital Outlay						
6002400 OFFICE MACHINES	0	100	0	0	0	0
6002503 COMPUTER EQUIPMENT	0	4,500	0	0	0	0
6002703 OTHER INSTITUTIONAL EQUIPMENT	0	500	0	500	500	500
6002709 OTHER OPERATIONAL EQUIPMENT	0	500	0	0	0	0
0000020 Equipment and Capital Outlay Totals	0	5,600	0	500	500	500
0000040 Contractual Expenditures						
6004010 BOOKS AND SUBSCRIPTIONS	247	1,295	0	995	995	995
6004012 OFFICE SUPPLIES	9,818	8,400	6,033	8,200	8,200	8,200
6004030 FOOD AND BEVERAGES	15	0	0	5,000	5,000	5,000
6004048 MISC OPERATIONAL SUPPLIES	727	2,000	3,574	3,000	3,000	3,000
6004053 RECREATIONAL AND ACTIVITY SUPP	0	700	0	2,000	2,000	2,000
6004055 COMPUTER SOFTWARE AND SUPPLIES	0	0	2,000	0	0	0
6004062 MEDICAL LAB & CLINIC SUPPLIES	-650	0	0	0	0	0
6004100 POSTAGE AND FREIGHT	28	150	0	150	150	150
6004105 DUES AND MEMBERSHIPS	22,461	26,060	25,114	26,278	26,278	26,278
6004106 GENERAL OFFICE EXPENSES	756	1,600	338	1,450	1,450	1,450
6004123 MEDICAL HOSPITAL AND LAB EXPEN	845	0	0	0	0	0
6004126 RECREATIONAL AND ACTIVITY EXPE	210	2,500	18	0	0	0
6004137 ADVERTISING AND PROMOTION EXPE	11,706	63,400	12,534	23,400	23,400	23,400
6004160 MILEAGE AND PARKING-LOCAL	46	1,500	0	500	500	500
6004161 TRAVEL HOTEL AND MEALS	785	1,476	1,610	750	750	750
6004162 EDUCATION AND TRAINING	49	3,600	0	1,100	1,100	1,100
6004168 OTHER PERSONNEL EXPENSES	586	1,460	301	1,060	1,060	1,060

BROOME COUNTY GOVERNMENT
 REVENUE AND APPROPRIATION SUMMARY
 BY DEPARTMENT AND DIVISION

FUND: 2050 WPNH Operating
 DEPT: 27000000 Willow Point
 DIV: 01 Willow Point-Admin & General

Account	2021 Actuals	2022 Budget	2022 YTD Actuals As of 11/17/22	2023 Budget Requested	2023 Budget Recommended	2023 Budget Adopted
6004196 COPYING MACHINE RENTALS	9,370	12,362	7,987	11,766	11,766	11,766
6004255 CONTRACTED SERVICES	725	19,000	0	158,000	158,000	158,000
6004256 SERVICES	506	0	0	0	0	0
6004410 NURSING SERVICES	-1,000	0	0	0	0	0
6004411 PHYSICIAN SERVICES	65,000	65,000	54,167	65,000	65,000	65,000
6004412 HEALTH & MEDICAL SERVICES EXPE	8,700	15,000	5,337	15,000	15,000	15,000
6004500 ACCTG AND COST ALLOCATION SERV	1,500	1,500	1,500	1,500	1,500	1,500
6004504 OTHER FINANCIAL SERVICES	13,261	90,000	22,514	0	0	0
6004537 INVESTIGATIONS EXPENSES	14,679	14,434	7,958	18,746	18,746	18,746
6004573 OTHER FEES FOR SERVICES	14,247	18,000	12,507	14,000	14,000	14,000
6004575 INCENTIVE	4,022	15,000	140	15,000	15,000	15,000
6004580 BAD DEBT EXPENSE	7,356,308	0	0	0	0	0
6004592 STATE REVENUE REFUND	1,267,243	1,400,000	1,385,957	1,400,000	1,400,000	1,400,000
0000040 Contractual Expenditures Totals	8,802,190	1,764,437	1,549,589	1,772,895	1,772,895	1,772,895
0000041 Chargeback Expenses						
6004601 INDIRECT COSTS	605,262	568,799	0	556,068	556,068	556,068
6004602 INSURANCE PREMIUM CHARGEBACK	243,595	238,908	179,181	107,473	107,473	107,473
6004606 TELEPHONE BILLING ACCOUNT	47,264	70,627	38,979	98,127	98,127	98,127
6004609 DATA PROCESSING CHARGEBACKS	633,901	637,787	294,030	292,338	292,338	292,338
6004614 OTHER CHARGEBACK EXPENSES	10	49	40	31	31	31
6004615 GASOLINE CHARGEBACK	0	0	136	0	0	0
6004617 DUPLICATING/PRINTING CHARGEBAC	7,305	9,084	12,913	12,472	12,472	12,472
6004618 OFFICE SUPPLIES CHARGEBACK	6,246	6,926	3,830	6,348	6,348	6,348
0000041 Chargeback Expenses Totals	1,543,583	1,532,180	529,109	1,072,857	1,072,857	1,072,857
0000042 Depreciation						
6004801 DEPRECIATION - BUILDINGS	55,563	0	0	0	0	0
6004802 DEPRECIATION - BLDG IMPROVEMEN	417,822	0	0	0	0	0
6004803 DEPRECIATION - IMPROV O/T BLDG	3,815	0	0	0	0	0
6004805 DEPRECIATION - MACHINERY & EQU	319,999	0	0	0	0	0
0000042 Depreciation Totals	797,199	0	0	0	0	0
0000080 Employee Benefits						
6008001 STATE RETIREMENT	145,153	198,506	92,063	148,084	149,768	149,768
6008002 SOCIAL SECURITY	78,997	101,127	54,776	85,169	85,813	85,813
6008004 WORKERS COMPENSATION	8,880	9,939	9,884	12,432	12,432	12,432

REPORT:BP033

BROOME COUNTY GOVERNMENT
REVENUE AND APPROPRIATION SUMMARY
BY DEPARTMENT AND DIVISION

FUND: 2050 WPNH Operating

DEPT: 27000000 Willow Point

DIV: 01 Willow Point-Admin & General

Account	2021 Actuals	2022 Budget	2022 YTD Actuals As of 11/17/22	2023 Budget Requested	2023 Budget Recommended	2023 Budget Adopted
6008005 WORKERS COMP LT LIABILITY	-293,423	0	0	0	0	0
6008006 LIFE INSURANCE	193	435	79	345	345	345
6008007 HEALTH INSURANCE	256,803	348,037	139,844	244,131	244,131	244,131
6008009 RETIREE HEALTH INSURANCE	190,056	173,626	157,238	242,382	242,382	242,382
6008010 DISABILITY INSURANCE	1,408	1,848	835	1,320	1,320	1,320
6008014 NYS ERS VDC EXPENSE	0	0	9,846	13,056	13,056	13,056
6008015 PENSION EXPENSE	26,021	0	0	0	0	0
6008016 CHANGE IN PENSION LIABILITY	-54,829	0	0	0	0	0
0000080 Employee Benefits Totals	359,259	833,518	464,565	746,919	749,247	749,247
Exp Total for Div: 2701	12,621,107	5,457,665	3,304,511	4,724,486	4,735,233	4,735,233
Total for Div: 27000000	14,375,174	24,081,073	14,408,670	26,121,454	26,110,707	26,110,707

Willow Point Rehabilitation and Nursing Center

Nursing

It is the mission of the nursing department to provide the highest quality nursing care for residents while recognizing that resident(s) and family are an integral component to the plan of care. We strive for a comprehensive interdisciplinary approach with emphasis on quality of care and quality of life, while assuring preservation of dignity, and independence for all residents.

Description

The Nursing Department is supervised by the Deputy Administrator for Health Care Services (DAHCS), who also serves as the Director of Nursing, a position required by NYSDOH. The DAHCS has oversight of areas where Nursing and other departments intertwine, specifically Minimum Data Set (MDS reporting), Staff Development and In-service Training, Infection Control, Wound Care, and Central Supply. The DAHCS shares Administrative On-Call duties with the Administrator.

Day-to-day supervision of the Nursing Department is handled by the Associate Director of Clinical Care (ADON). A primary duty of the ADON is the responsibility for all resident investigation(s) including follow-up and the mandated NYS Department of Health reporting for all reportable resident incidents/accidents. The ADON reviews & investigates all resident incidents and/or accidents to determine if an incident is reportable. Another primary responsibility for the ADON is the supervision of two staffing positions. These duties include but are not limited to scheduled time for nurses, CNAs, unit helpers, maintaining rotation schedules, approval of valid reasons for time off, participation in interviews, and review of nursing applicants. Evaluations and engagement in personnel issues of all nursing

staff is another area the ADON has responsibility. At least one Registered Nurse is working in the facility 8-hours every day and is also available on-call the remaining time. Each nursing unit also has a manager with 24-hour responsibility; the Clinical Care Coordinators (CCC).

The Nursing Units, under the guidance of the Deputy Administrator for Health Services, provides leadership in resident care supervised by Clinical Care Coordinators. There are seven skilled nursing units in the facility. The Alzheimer's Dementia Unit is a secure unit. Another unit is designated to meet the needs of residents who are considered subacute. The professional nursing staff, in conjunction with the attending physician, nurse practitioner, family, and all disciplines implements plans of care for each resident. Staff duties include administering medications, treatments, maintaining infection control, monitoring, and documentation relating to the care of residents, and as mandated by State and Federal Regulations.

The Nursing Department employs RNs, LPNs, CNAs and Unit Aides. RNs and LPNs complete assessments and identify signs and symptoms of illness that may affect a resident's overall health. Medication administration and treatments are completed routinely and as needed. Care is designed to restore and maintain resident abilities and functions for quality of care and ultimately, their quality of life. Certified Nursing Assistants maintain daily records which provide the nurse with necessary information about the progress of the residents. Unit Aides support the objectives of the department in providing basic services for residents. The work involves performing a variety of helper tasks to assist the nursing staff.

The Staff Development Department is responsible for the orientation and continued education program for all employees. Various community resources and consultants are used for presentation of programs.

The Alzheimer's Dementia Unit provides specialized care to those residents with dementia who are experiencing memory loss, impairment of functional abilities, and loss of other cognitive skills. The goal is to maintain each resident at his or her highest practicable level of functioning for the longest period possible.

The Infection Control Department monitors all departments for infection control compliance. The department provides an ongoing employee health program, administers resident and staff flu vaccine, administers resident pneumococcal vaccine, and administers residents, staff, and volunteer Mantoux testing program. The department also reviews the Occupational Exposure Control Program and monitors compliance, oversees the administration of Hepatitis B vaccination program, and assists the employee in education regarding Infection Control issues, while maintaining documentation compliance.

The Sub-Acute Rehabilitation Unit is intended to address residents acutely impacted by a clinical event. Whether the need for services is for extensive nursing services or for rehabilitation services provided by physical, occupational, or speech language clinical staff, comprehensive care to ensure a positive outcome is provided to all participants. It is our express ambition to manage this unit in accordance with these guidelines to ensure that every resident of the Subacute Unit receives full attention and support throughout his or her recovery period.

The budget includes nursing positions necessary to meet the care needs of the residents as required by regulation. The amount of

nursing staff scheduled to work on any given day is set by a historical standard that considers the care needs of each resident.

2023 Objectives

- Maintain a successful Nurse aide 100-hour training program.
- Make appropriate adjustments to implement a new Medicaid Case Mix Methodology, whatever the NYS DOH decides that shall be.
- Continue to maintain a 2 Star CMS Rating and 2nd Quintile NYS DOH ranking) and improve quality measures.
- Strive for a deficiency free survey.
- Continue efforts to reduce re-hospitalizations.
- Successfully implement changes necessary to accommodate and comply with the new Medicare reimbursement model, PDPM (Patient Driven Payment Model).
- Continue efforts to adequately staff the building, hire employees, and retain employees.
- Evaluate the healthcare needs of our County post-COVID-19 to determine how we can best support those needs with appropriate training and education.

Willow Point Nursing Home 27060104, 27060204, 27060304
Nursing

As of
July 31, 2022

<u>Title of Position</u>	<u>Grade/Unit</u>	<u>2021 Actuals</u>	<u>Current Authorized</u>	<u>2023 Requested</u>	<u>2023 Recommended</u>	<u>2023 Adopted</u>
<u>Full-Time Positions</u>						
Deputy NH Administrator-for Health Services	J Admin	1	1	1	1	1
Associate Director of Clinical Care	25 BAPA	1	1	1	1	1
MDS Coordinator	23 BAPA	1	1	1	1	1
Clinical Care Coordinator II	23 BAPA	7	0	0	0	0
Clinical Care Coordinator II	24 BAPA	0	7	7	7	7
Certified Nursing Aide Instructor	22 BAPA	1	1	1	1	1
Supervising Nurse I / II	21/22 BAPA	7	0	0	0	0
Supervising Nurse I / II	22/23 BAPA	0	8	8	8	8
Infection Control Nurse	22 CSEA	1	1	1	1	1
Senior LPN / Charge Nurse	16 / 22 CSEA	18	0	0	0	0
Senior LPN / Charge Nurse	17 / 23 CSEA	0	18	18	18	18
LPN / RPN-WPNH	15 / 21 CSEA	27	0	0	0	0
LPN / RPN-WPNH	16 / 22 CSEA	0	26	26	26	26
Certified Nursing Assistant	11 CSEA	125	0	0	0	0
Certified Nursing Assistant *	12 CSEA	0	112	112	112	112
Program Assistant	10 CSEA	1	1	1	1	1
Stores Clerk	10 CSEA	1	1	1	1	1
Senior Clerk	8 CSEA	1	0	0	0	0
Clerk	8 CSEA	1	0	0	0	0
Keyboard Specialist	8 CSEA	1	1	1	1	1
Total Full-Time Positions		194	179	179	179	179
<u>Part-Time Positions</u>						
Supervising Nurse I / II	21/22 BAPA	1	0	0	0	0
LPN / RPN-WPNH	15/21 CSEA	32	0	0	0	0
LPN / RPN-WPNH	16/22 CSEA	0	27	27	27	27
Certified Nursing Assistant	7 CSEA	41	0	0	0	0
Certified Nursing Assistant	12 CSEA	0	33	33	33	33
Unit Aide		7	7	7	7	7
Total Part-Time Positions		81	67	67	67	67
Total Positions		275	246	246	246	246

*22 Positions unfunded in 2023

REPORT:BP033

BROOME COUNTY GOVERNMENT
 REVENUE AND APPROPRIATION SUMMARY
 BY DEPARTMENT AND DIVISION

FUND: 2050 WPNH Operating
 DEPT: 27000000 Willow Point
 DIV: 06 Willow Point-Nursing

Account	2021 Actuals	2022 Budget	2022 YTD Actuals As of 11/17/22	2023 Budget Requested	2023 Budget Recommended	2023 Budget Adopted
0000007 Misc Interfund Revenues						
5000530 REFUNDS OF PRIOR YEARS EXPENDI	7,569	0	11,922	0	0	0
0000007 Misc Interfund Revenues Totals	7,569	0	11,922	0	0	0
0000008 State Aid						
5000808 OTHER STATE AID	3,810	45,400	0	0	0	0
0000008 State Aid Totals	3,810	45,400	0	0	0	0
Rev Total for Div: 2706	11,379	45,400	11,922	0	0	0
0000010 Personnel Service						
6001000 SALARIES FULL-TIME	4,745,418	7,368,382	3,254,843	7,552,398	7,562,841	7,562,841
6001001 SALARIES PART-TIME	524,117	1,429,838	262,986	1,446,062	1,446,062	1,446,062
6001002 SALARIES TEMPORARY	763,103	522,419	601,028	591,977	591,977	591,977
6001003 SALARIES OVERTIME	887,200	15,816	624,817	15,770	15,770	15,770
6001004 SALARIES SHIFT DIFFERENTIAL	0	32,968	0	32,968	32,968	32,968
6001008 STAND-BY PAY	14,283	20,920	11,056	20,920	20,920	20,920
6001009 OTHER PERSONNEL SERVICES	21,779	41,900	17,245	43,100	43,100	43,100
6001012 HOLIDAY OVERTIME PAY	48,660	5,065	33,356	5,595	5,595	5,595
6001013 SIGN ON BONUS	63,070	10,000	109,045	260,000	260,000	260,000
6001014 INCENTIVES	0	163,000	0	0	0	0
0000010 Personnel Service Totals	7,067,630	9,610,308	4,914,376	9,968,790	9,979,233	9,979,233
0000020 Equipment and Capital Outlay						
6002401 OFFICE FURNITURE	0	1,500	0	0	0	0
6002505 HOSPITAL MEDICAL AND LAB EQUIP	0	36,307	9,394	7,200	7,200	7,200
0000020 Equipment and Capital Outlay Totals	0	37,807	9,394	7,200	7,200	7,200
0000040 Contractual Expenditures						
6004010 BOOKS AND SUBSCRIPTIONS	372	400	57	400	400	400
6004012 OFFICE SUPPLIES	3,083	3,500	1,758	3,500	3,500	3,500

BROOME COUNTY GOVERNMENT
 REVENUE AND APPROPRIATION SUMMARY
 BY DEPARTMENT AND DIVISION

FUND: 2050 WPNH Operating
 DEPT: 27000000 Willow Point
 DIV: 06 Willow Point-Nursing

Account	2021 Actuals	2022 Budget	2022 YTD Actuals As of 11/17/22	2023 Budget Requested	2023 Budget Recommended	2023 Budget Adopted
6004030 FOOD AND BEVERAGES	828	0	0	0	0	0
6004045 TRAINING AND EDUCATIONAL SUPPL	865	600	786	600	600	600
6004048 MISC OPERATIONAL SUPPLIES	5,130	7,000	267	7,000	7,000	7,000
6004055 COMPUTER SOFTWARE AND SUPPLIES	14,520	0	0	0	0	0
6004062 MEDICAL LAB & CLINIC SUPPLIES	243,226	234,500	221,002	286,500	286,500	286,500
6004100 POSTAGE AND FREIGHT	576	875	212	875	875	875
6004106 GENERAL OFFICE EXPENSES	720	500	1,194	750	750	750
6004112 BLDG GROUNDS AND EQUIP REPAIR	0	0	281	0	0	0
6004117 BUILDING AND GROUNDS EXPENSES	1,717	0	0	0	0	0
6004136 OPERATIONAL EQUIPMENT REPAIRS	5,418	2,500	4,291	4,500	4,500	4,500
6004143 TRANSPORTATION SERVICES	820	1,000	170	400	400	400
6004161 TRAVEL HOTEL AND MEALS	0	1,000	0	1,000	1,000	1,000
6004162 EDUCATION AND TRAINING	2,348	3,000	356	3,000	3,000	3,000
6004168 OTHER PERSONNEL EXPENSES	3,650	8,000	440	8,000	8,000	8,000
6004191 OUTSIDE RENTALS-MACHINERY	6,684	50,350	4,370	50,350	50,350	50,350
6004192 SOFTWARE MAINTENANCE	14,247	0	0	0	0	0
6004196 COPYING MACHINE RENTALS	12,007	12,862	11,936	12,862	12,862	12,862
6004405 REHAB AND THERAPY SERVICES	0	5,000	0	5,000	5,000	5,000
6004410 NURSING SERVICES	1,298,146	0	4,147,584	0	0	0
6004594 LOSS ON DISPOSITION OF ASSETS	-859	0	0	0	0	0
0000040 Contractual Expenditures Totals	1,613,498	331,087	4,394,704	384,737	384,737	384,737
0000041 Chargeback Expenses						
6004609 DATA PROCESSING CHARGEBACKS	45,486	84,552	13,298	255,121	255,121	255,121
0000041 Chargeback Expenses Totals	45,486	84,552	13,298	255,121	255,121	255,121
0000070 Interest on Indebtedness						
6007005 INTEREST ON CAPITAL LEASE	1,037	0	0	0	0	0
0000070 Interest on Indebtedness Totals	1,037	0	0	0	0	0
0000080 Employee Benefits						
6008001 STATE RETIREMENT	921,824	1,375,923	693,420	1,505,997	1,508,086	1,508,086
6008002 SOCIAL SECURITY	511,614	727,757	355,109	730,587	731,386	731,386
6008004 WORKERS COMPENSATION	392,360	412,191	310,433	390,864	390,864	390,864
6008006 LIFE INSURANCE	1,026	3,870	467	3,540	3,540	3,540
6008007 HEALTH INSURANCE	1,154,439	2,285,524	852,419	2,166,053	2,166,053	2,166,053
6008009 RETIREE HEALTH INSURANCE	1,359,928	1,416,977	927,838	1,461,279	1,461,279	1,461,279

REPORT:BP033

BROOME COUNTY GOVERNMENT
REVENUE AND APPROPRIATION SUMMARY
BY DEPARTMENT AND DIVISION

FUND: 2050 WPNH Operating
DEPT: 27000000 Willow Point
DIV: 06 Willow Point-Nursing

Account	2021 Actuals	2022 Budget	2022 YTD Actuals As of 11/17/22	2023 Budget Requested	2023 Budget Recommended	2023 Budget Adopted
6008010 DISABILITY INSURANCE	8,219	19,184	5,404	17,336	17,336	17,336
6008011 UNEMPLOYMENT INSURANCE	0	0	6,436	0	0	0
6008012 EMPLOYEE TUITION REIMBURSEMENT	16,735	40,000	1,565	2,000	2,000	2,000
6008013 HEALTH INS - RETIRE INCENTIVE	-13,110	0	0	0	0	0
6008015 PENSION EXPENSE	171,043	0	0	0	0	0
6008016 CHANGE IN PENSION LIABILITY	-1,173,591	0	0	0	0	0
0000080 Employee Benefits Totals	3,350,487	6,281,426	3,153,091	6,277,656	6,280,544	6,280,544
Exp Total for Div: 2706	12,078,138	16,345,180	12,484,863	16,893,504	16,906,835	16,906,835
Total for Div: 27000000	-12,066,759	-16,299,780	-12,472,941	-16,893,504	-16,906,835	-16,906,835

Willow Point Rehabilitation and Nursing Center

Dietary

The Dietary Division provides food service that meets the daily nutritional needs of residents and ensures that special dietary needs are recognized. The goal is to work with the food service vendor to ensure the food is served in a manner that is nutritious, appetizing, visually pleasing, and of sufficient variety to ensure resident satisfaction and maintain acceptable parameters of nutritional status. Consideration is given to food habits, preferences, ethnic groups, activities and holidays. Food and beverage services are contracted with a third-party vendor.

2023 Objectives:

- Continue to work proactively with Sodexo to achieve a positive dining experience for all residents and strive for a deficiency free survey.

Willow Point Nursing Home 27050104
 Dietary

<u>Title of Position</u>	<u>Grade/Unit</u>	2021 <u>Actuals</u>	As of July 31, 2022 Current <u>Authorized</u>	2023 <u>Requested</u>	2023 <u>Recommended</u>	2023 <u>Adopted</u>
<u>Full-Time Positions</u>						
Food Service Director	20 BAPA	1	1	1	1	1
Total Positions		1	1	1	1	1

BROOME COUNTY GOVERNMENT
 REVENUE AND APPROPRIATION SUMMARY
 BY DEPARTMENT AND DIVISION

FUND: 2050 WPNH Operating
 DEPT: 27000000 Willow Point
 DIV: 05 Willow Point-Dietary

Account	2021 Actuals	2022 Budget	2022 YTD Actuals As of 11/17/22	2023 Budget Requested	2023 Budget Recommended	2023 Budget Adopted
0000002 Departmental Income						
5000427 CAFETERIA FEES	0	1,000	0	1,000	1,000	1,000
0000002 Departmental Income Totals	0	1,000	0	1,000	1,000	1,000
Rev Total for Div: 2705	0	1,000	0	1,000	1,000	1,000
0000010 Personnel Service						
6001000 SALARIES FULL-TIME	56,617	60,609	46,295	62,084	62,084	62,084
0000010 Personnel Service Totals	56,617	60,609	46,295	62,084	62,084	62,084
0000020 Equipment and Capital Outlay						
6002700 KITCHEN AND DINING ROOM EQUIPM	0	10,000	9,987	0	0	0
0000020 Equipment and Capital Outlay Totals	0	10,000	9,987	0	0	0
0000041 Chargeback Expenses						
6004609 DATA PROCESSING CHARGEBACKS	1,106	1,139	1,139	1,173	1,173	1,173
6004625 FOOD SERVICE CHARGEBACKS	2,483,922	3,220,751	1,895,814	2,809,328	2,809,328	2,809,328
0000041 Chargeback Expenses Totals	2,485,028	3,221,890	1,896,953	2,810,501	2,810,501	2,810,501
0000080 Employee Benefits						
6008001 STATE RETIREMENT	9,892	12,049	8,757	13,106	13,106	13,106
6008002 SOCIAL SECURITY	3,928	4,637	3,187	4,749	4,749	4,749
6008004 WORKERS COMPENSATION	7,782	11,847	782	1,001	1,001	1,001
6008006 LIFE INSURANCE	8	15	5	15	15	15
6008007 HEALTH INSURANCE	18,677	19,509	16,664	20,484	20,484	20,484
6008009 RETIREE HEALTH INSURANCE	107,652	109,065	76,344	120,242	120,242	120,242
6008015 PENSION EXPENSE	1,381	0	0	0	0	0
6008016 CHANGE IN PENSION LIABILITY	-6,557	0	0	0	0	0
0000080 Employee Benefits Totals	142,763	157,122	105,739	159,597	159,597	159,597

REPORT:BP033

BROOME COUNTY GOVERNMENT
REVENUE AND APPROPRIATION SUMMARY
BY DEPARTMENT AND DIVISION

FUND: 2050 WPNH Operating
DEPT: 27000000 Willow Point
DIV: 05 Willow Point-Dietary

Account	2021 Actuals	2022 Budget	2022 YTD Actuals As of 11/17/22	2023 Budget Requested	2023 Budget Recommended	2023 Budget Adopted
Exp Total for Div: 2705	2,684,408	3,449,621	2,058,974	3,032,182	3,032,182	3,032,182
Total for Div: 27000000	-2,684,408	-3,448,621	-2,058,974	-3,031,182	-3,031,182	-3,031,182

Willow Point Rehabilitation and Nursing Center

Cleanliness and Safety

The Department of Public Works (DPW) has oversight of the Maintenance, Housekeeping and Laundry Departments at WPR&NC through a Full-Time DPW employee, the Facility Manager. The Maintenance Mechanics, under the Facility Manager's direction, are responsible for providing general and preventive maintenance for the physical plant, equipment, and grounds. The Maintenance staff is also responsible for upkeep of the facility-owned equipment including but not limited to beds, lifts, and wheelchairs.

The Housekeeping Supervisor oversees the Housekeeping Department and is charged with providing a safe and sanitary environment. The Housekeeping Department duties include all basic cleaning functions and custodial work provided by the Custodial Workers.

The Housekeeping Supervisor also oversees the laundry and Laundry Workers. They are responsible for laundering residents' personal clothing, facility curtains and draperies, and miscellaneous resident care items. Laundry also manages the contracted linen supply service.

2023 Budget Highlights

- Monitoring and continuous development of processes instituted to improve environmental infection control standards.
- Make necessary physical improvements to meet the objective of a survey free of any "Life Safety Code" citations.

Willow Point Nursing Home 27030204, 27030304, 27030404
Cleanliness and Safety

<u>Title of Position</u>	<u>Grade/Unit</u>	2021 <u>Actuals</u>	As of July 31, 2022		2023 <u>Requested</u>	2023 <u>Recommended</u>	2023 <u>Adopted</u>
			<u>Current</u>	<u>Authorized</u>			
<u>Full-Time Positions</u>							
Housekeeping Supervisor	14 BAPA	1	1	1	1	1	1
Assistant Housekeeping Supervisor*	11 CSEA	1	1	1	1	1	1
Maintenance Mechanic	10 CSEA	4	4	4	4	4	4
Maintenance Worker	7 CSEA	1	1	1	1	1	1
Custodial Worker**	7 CSEA	24	24	23	23	23	23
Laundry Worker	7 CSEA	5	5	5	5	5	5
Total Full-Time Positions		36	36	35	35	35	35
<u>Part-Time Positions</u>							
Account Clerk	7 CSEA	1	0	0	0	0	0
Custodial Worker***	7 CSEA	6	7	4	4	4	4
Laundry Worker	7 CSEA	1	1	1	1	1	1
Total Part-Time Positions		8	8	5	5	5	5
Total Positions		44	44	40	40	40	40

* One position unfunded in 2022

** One position abolished in 2023

*** Three positions abolished in 2023

BROOME COUNTY GOVERNMENT
 REVENUE AND APPROPRIATION SUMMARY
 BY DEPARTMENT AND DIVISION

FUND: 2050 WPNH Operating
 DEPT: 27000000 Willow Point
 DIV: 03 Willow Point-Cleanliness/Safety

Account	2021 Actuals	2022 Budget	2022 YTD Actuals As of 11/17/22	2023 Budget Requested	2023 Budget Recommended	2023 Budget Adopted
0000006 Sale of Prop and Comp for Loss						
5000510 SALE OF SCRAP & EXCESS MATERIA	162	1,000	213	1,000	1,000	1,000
0000006 Sale of Prop and Comp for Loss Totals	162	1,000	213	1,000	1,000	1,000
0000007 Misc Interfund Revenues						
5000530 REFUNDS OF PRIOR YEARS EXPENDI	929	0	2,115	0	0	0
0000007 Misc Interfund Revenues Totals	929	0	2,115	0	0	0
Rev Total for Div: 2703	1,091	1,000	2,328	1,000	1,000	1,000
0000010 Personnel Service						
6001000 SALARIES FULL-TIME	948,334	1,142,303	662,400	1,105,897	1,105,897	1,105,897
6001001 SALARIES PART-TIME	27,785	92,361	7,515	67,584	67,584	67,584
6001002 SALARIES TEMPORARY	394	0	0	0	0	0
6001003 SALARIES OVERTIME	26,100	15,527	18,898	31,618	31,618	31,618
6001008 STAND-BY PAY	7,280	7,280	6,160	7,280	7,280	7,280
6001009 OTHER PERSONNEL SERVICES	5,633	7,100	5,033	7,200	7,200	7,200
6001012 HOLIDAY OVERTIME PAY	6,897	10,745	4,604	11,845	11,845	11,845
0000010 Personnel Service Totals	1,022,423	1,275,316	704,610	1,231,424	1,231,424	1,231,424
0000020 Equipment and Capital Outlay						
6002600 MAINTENANCE EQUIPMENT	0	11,166	5,350	0	0	0
6002602 HEATING AND AIR CONDITIONING E	0	0	214	0	0	0
6002604 BUILDING AND GROUNDS EQUIPMENT	0	1,000	756	0	0	0
6002701 LAUNDRY AND CLEANING EQUIPMENT	0	7,750	0	0	0	0
6002709 OTHER OPERATIONAL EQUIPMENT	0	20,000	356	0	0	0
0000020 Equipment and Capital Outlay Totals	0	39,916	6,676	0	0	0
0000040 Contractual Expenditures						
6004010 BOOKS AND SUBSCRIPTIONS	0	200	0	400	400	400
6004012 OFFICE SUPPLIES	53	250	351	250	250	250

REPORT:BP033

BROOME COUNTY GOVERNMENT
REVENUE AND APPROPRIATION SUMMARY
BY DEPARTMENT AND DIVISION

FUND: 2050 WPNH Operating
DEPT: 27000000 Willow Point

DIV: 03 Willow Point-Cleanliness/Safety

Account	2021 Actuals	2022 Budget	2022 YTD Actuals As of 11/17/22	2023 Budget Requested	2023 Budget Recommended	2023 Budget Adopted
6004021 BLDG MAINTENANCE SUPPLIES	46,159	65,500	34,069	68,500	68,500	68,500
6004022 FUEL AND HEATING SUPPLIES	57,354	110,000	41,589	130,000	130,000	130,000
6004023 BLDG AND GROUNDS SUPPLIES	43,895	64,500	49,083	61,000	61,000	61,000
6004032 HSLD LAUNDRY & CLEANING SUPPLI	20,972	41,000	12,456	35,000	35,000	35,000
6004048 MISC OPERATIONAL SUPPLIES	-2,150	17,700	5,109	18,500	18,500	18,500
6004054 SAFETY SUPPLIES	392	2,020	1,442	2,120	2,120	2,120
6004061 ENVIRONMENTAL HEALTH SUPPLIES	142,736	201,000	133,137	214,000	214,000	214,000
6004062 MEDICAL LAB & CLINIC SUPPLIES	216	0	838	0	0	0
6004106 GENERAL OFFICE EXPENSES	15	0	75	0	0	0
6004112 BLDG GROUNDS AND EQUIP REPAIR	93,227	73,400	73,765	85,000	85,000	85,000
6004113 WATER AND SEWAGE CHARGES	61,973	85,000	60,258	85,000	85,000	85,000
6004115 ELECTRIC CURRENT	156,743	190,000	121,657	180,000	180,000	180,000
6004116 TAXES	3,484	4,000	3,330	4,000	4,000	4,000
6004117 BUILDING AND GROUNDS EXPENSES	112,955	109,830	91,053	114,850	114,850	114,850
6004121 LAUNDRY AND DRY CLEANING EXPEN	208,034	285,000	170,949	292,000	292,000	292,000
6004138 OTHER OPERATIONAL EXPENSES	899	1,000	890	1,000	1,000	1,000
6004191 OUTSIDE RENTALS-MACHINERY	1,087	800	1,000	800	800	800
6004196 COPYING MACHINE RENTALS	804	804	603	804	804	804
6004594 LOSS ON DISPOSITION OF ASSETS	-1	0	0	0	0	0
0000040 Contractual Expenditures Totals	948,847	1,252,004	801,654	1,293,224	1,293,224	1,293,224
0000041 Chargeback Expenses						
6004614 OTHER CHARGEBACK EXPENSES	0	3,000	0	3,000	3,000	3,000
6004615 GASOLINE CHARGEBACK	0	825	1,317	1,351	1,351	1,351
6004616 FLEET SERVICE CHARGEBACK	7,320	7,500	7,500	10,500	10,500	10,500
6004619 BUILDING SERVICE CHARGEBACK	108,174	160,000	72,911	160,000	160,000	160,000
0000041 Chargeback Expenses Totals	115,494	171,325	81,728	174,851	174,851	174,851
0000080 Employee Benefits						
6008001 STATE RETIREMENT	148,355	203,214	118,453	212,458	212,458	212,458
6008002 SOCIAL SECURITY	72,995	97,560	49,679	94,200	94,200	94,200
6008004 WORKERS COMPENSATION	15,015	12,444	16,426	20,681	20,681	20,681
6008006 LIFE INSURANCE	253	585	121	555	555	555
6008007 HEALTH INSURANCE	235,902	338,724	188,832	338,368	338,368	338,368
6008009 RETIREE HEALTH INSURANCE	225,563	199,422	153,017	240,378	240,378	240,378
6008010 DISABILITY INSURANCE	2,390	3,344	1,734	3,168	3,168	3,168
6008011 UNEMPLOYMENT INSURANCE	0	0	3,857	0	0	0
6008015 PENSION EXPENSE	23,828	0	0	0	0	0
6008016 CHANGE IN PENSION LIABILITY	-165,604	0	0	0	0	0

REPORT:BP033

BROOME COUNTY GOVERNMENT
REVENUE AND APPROPRIATION SUMMARY
BY DEPARTMENT AND DIVISION

FUND: 2050 WPNH Operating
DEPT: 27000000 Willow Point
DIV: 03 Willow Point-Cleanliness/Safety

Account	2021 Actuals	2022 Budget	2022 YTD Actuals As of 11/17/22	2023 Budget Requested	2023 Budget Recommended	2023 Budget Adopted
0000080 Employee Benefits Totals	558,697	855,293	532,119	909,808	909,808	909,808
Exp Total for Div: 2703	2,645,461	3,593,854	2,126,787	3,609,307	3,609,307	3,609,307
Total for Div: 27000000	-2,644,370	-3,592,854	-2,124,459	-3,608,307	-3,608,307	-3,608,307

Willow Point Rehabilitation and Nursing Center

Social Programs

The Social Work team is led by the Director of Nursing Home Social Services. This position was reinstated in 2017 to assist in providing leadership and guidance to three full time Social Work Assistants and one Discharge Planner. The Director of Nursing Home Social Services reports directly to the Administrator.

The Social Services staff supports residents as they adjust to living at Willow Point, their illnesses, or their disabilities. Additionally, they assist the residents to achieve the highest possible quality of psychosocial, emotional and spiritual life by arranging for services to meet these needs.

The Therapeutic Recreational Services Department is directly overseen by the Director of Therapeutic Recreational Services. The Leisure Time Activities Leaders provide an ongoing program of activities designed to meet the interests and the physical, mental, and psychosocial well-being of each resident. These programs include large and small groups and one-on-one activities involving all ages, interests and abilities. The department is also responsible for the volunteer program, gift shop and the contract for hair care services.

2023 Objectives

- Enhance facility staff knowledge of social work services and how to create an effective system of referrals.
- Improve efficiencies in the discharge planning process to meet the demands of the short-term rehabilitation unit.
- Transition from paper MOLST to the eMOLST program.

- Provide an ongoing program of activities that enhance our elder's lives by creating a blend of meaningful, stimulating and enriching an array of activity programming.
- Continue with the Memory Maker Project on a larger scale. This is an arts and cultural based program specifically designed to meet the needs of residents who have dementia or Alzheimer's Disease. This program will provide resident stimulation as well as facility exposure to the people and organizations affiliated with the program in the outside community.
- Develop new and meaningful activities that also align with core principles of infection control practices.

Willow Point Nursing Home 27070104, 27070304
 Social Programs

<u>Title of Position</u>	<u>Grade/Unit</u>	As of July 31, 2022			
		<u>2021 Actuals</u>	<u>Current Authorized</u>	<u>2023 Requested</u>	<u>2023 Recommended</u>
<u>Full-Time Positions</u>					
Director of NH Social Services	21 BAPA	1	1	1	1
Director Therapeutic Recreational Services	16 BAPA	1	1	1	1
Discharge Planner	14 BAPA	1	1	1	1
Social Work Assistant	14 CSEA	3	3	3	3
Leisure Time Activities Leader	7 CSEA	7	7	7	7
Total Full-Time Positions		13	13	13	13
<u>Part-Time Positions</u>					
Social Work Assistant	14 CSEA	0	0	0	0
Total Part-Time Positions		0	0	0	0
Total Positions		13	13	13	13

REPORT:BP033

BROOME COUNTY GOVERNMENT
REVENUE AND APPROPRIATION SUMMARY
BY DEPARTMENT AND DIVISION

FUND: 2050 WPNH Operating

DEPT: 27000000 Willow Point

DIV: 07 Willow Point-Social Programs

Account	2021 Actuals	2022 Budget	2022 YTD Actuals As of 11/17/22	2023 Budget Requested	2023 Budget Recommended	2023 Budget Adopted
0000002 Departmental Income						
5000109 CABLE TV	0	5,000	0	3,600	3,600	3,600
0000002 Departmental Income Totals	0	5,000	0	3,600	3,600	3,600
0000007 Misc Interfund Revenues						
5000530 REFUNDS OF PRIOR YEARS EXPENDI	17	0	323	0	0	0
0000007 Misc Interfund Revenues Totals	17	0	323	0	0	0
Rev Total for Div: 2707	17	5,000	323	3,600	3,600	3,600
0000010 Personnel Service						
6001000 SALARIES FULL-TIME	431,393	491,397	188,180	480,959	480,959	480,959
6001002 SALARIES TEMPORARY	29,170	31,442	24,693	34,803	34,803	34,803
6001003 SALARIES OVERTIME	15,987	18,895	8,178	24,786	24,786	24,786
6001004 SALARIES SHIFT DIFFERENTIAL	0	80	0	80	80	80
6001012 HOLIDAY OVERTIME PAY	919	534	702	455	455	455
6001013 SIGN ON BONUS	70	0	70	0	0	0
0000010 Personnel Service Totals	477,539	542,348	221,823	541,083	541,083	541,083
0000020 Equipment and Capital Outlay						
6002401 OFFICE FURNITURE	0	350	0	0	0	0
6002702 RECREATIONAL EQUIPMENT	0	1,000	0	655	655	655
0000020 Equipment and Capital Outlay Totals	0	1,350	0	655	655	655
0000040 Contractual Expenditures						
6004010 BOOKS AND SUBSCRIPTIONS	330	1,900	642	1,900	1,900	1,900
6004012 OFFICE SUPPLIES	697	700	142	250	250	250
6004030 FOOD AND BEVERAGES	1,396	2,000	424	1,500	1,500	1,500
6004053 RECREATIONAL AND ACTIVITY SUPP	3,095	3,500	1,318	2,000	2,000	2,000
6004105 DUES AND MEMBERSHIPS	63	60	0	60	60	60
6004125 RELIGIOUS EXPENSES	3,150	3,000	3,025	3,600	3,600	3,600

BROOME COUNTY GOVERNMENT
 REVENUE AND APPROPRIATION SUMMARY
 BY DEPARTMENT AND DIVISION

FUND: 2050 WPNH Operating
 DEPT: 27000000 Willow Point
 DIV: 07 Willow Point-Social Programs

Account	2021 Actuals	2022 Budget	2022 YTD Actuals As of 11/17/22	2023 Budget Requested	2023 Budget Recommended	2023 Budget Adopted
6004126 RECREATIONAL AND ACTIVITY EXPE	30,126	33,000	28,432	30,000	30,000	30,000
6004138 OTHER OPERATIONAL EXPENSES	636	620	507	620	620	620
6004161 TRAVEL HOTEL AND MEALS	0	730	0	340	340	340
6004162 EDUCATION AND TRAINING	0	1,200	0	1,200	1,200	1,200
6004191 OUTSIDE RENTALS-MACHINERY	36	100	36	100	100	100
6004412 HEALTH & MEDICAL SERVICES EXPE	1,203	0	0	0	0	0
6004573 OTHER FEES FOR SERVICES	0	1,500	0	1,500	1,500	1,500
6004575 INCENTIVE	492	0	0	0	0	0
0000040 Contractual Expenditures Totals	41,015	48,310	34,735	43,070	43,070	43,070
0000080 Employee Benefits						
6008001 STATE RETIREMENT	63,524	78,793	38,528	85,233	85,233	85,233
6008002 SOCIAL SECURITY	33,857	41,491	15,889	41,394	41,394	41,394
6008004 WORKERS COMPENSATION	9,074	11,418	5,882	7,386	7,386	7,386
6008006 LIFE INSURANCE	91	225	28	225	225	225
6008007 HEALTH INSURANCE	108,621	139,263	45,818	141,644	141,644	141,644
6008009 RETIREE HEALTH INSURANCE	130,076	116,580	94,623	148,529	148,529	148,529
6008010 DISABILITY INSURANCE	674	880	324	880	880	880
6008015 PENSION EXPENSE	11,584	0	0	0	0	0
6008016 CHANGE IN PENSION LIABILITY	-126,101	0	0	0	0	0
0000080 Employee Benefits Totals	231,400	388,650	201,092	425,291	425,291	425,291
Exp Total for Div: 2707	749,954	980,658	457,650	1,010,099	1,010,099	1,010,099
Total for Div: 27000000	-749,937	-975,658	-457,327	-1,006,499	-1,006,499	-1,006,499

Willow Point Rehabilitation and Nursing Center

Ancillaries

Mission Statement

To provide an array of required rehabilitation services and programs designed to address issues of pain and debility, striving to maintain optimal functional levels.

Description

The Physical Therapy Department provides evaluations and treatments that are designed to restore and maintain the physical functions that have been lost or impaired, such as the ability to walk or stand. Techniques used include gait and balance training, manual skills and therapeutic exercise. The Department also addresses the causes of pain, wound issues, and community re-entry concerns.

The Occupational Therapy Department provides treatment and training programs designed to restore and maintain residents' ability to function independently. These abilities include activities of daily living, self-care retraining, eye-hand coordination, strength and walk tolerance, range of motion, cognitive processing and home skills. Treatments include the use of assistive and adaptive devices, orthotic and prosthetic devices, positioning, sensory stimulation, reality orientation, visual perceptual training, and therapeutic activities and exercises, activities of daily living/self-care retraining, and cognitive processing activities.

The Speech and Language Pathologist performs evaluations of hearing and speech disorders, as well as addresses concerns with swallowing dysfunction and diet management. Therapy may be recommended to improve communication of speech and language or to provide an alternative means of communication. In-services are provided by a licensed audiologist or licensed speech-language pathologist.

These therapies are provided through a contract with a third-party vendor.

The facility contracts with a Pharmacy that provides all necessary medications for each resident on a unit dose bases. Services also cover a monthly review by a pharmacist for policy review, resident drug review, survey of stock drugs, and handling of controlled medications.

The facility contracts with a dental agency to provide dental care to residents and in-service to the staff. A full dental office is maintained at Willow Point Rehabilitation and Nursing Center.

2023 Objectives

- Continue to proactively address the needs of the resident population to support maximum functional recovery and successful discharge where applicable.
- Operate efficiently within budgeted appropriations to meet care and equipment needs.
- Continue to evaluate performance and opportunities under the new CMS Medicare Part A reimbursement model known as PDPM or Patient Driven Performance Model.

BROOME COUNTY GOVERNMENT
 REVENUE AND APPROPRIATION SUMMARY
 BY DEPARTMENT AND DIVISION

FUND: 2050 WPNH Operating
 DEPT: 27000000 Willow Point
 DIV: 02 Willow Point-Ancillaries

Account	2021 Actuals	2022 Budget	2022 YTD Actuals As of 11/17/22	2023 Budget Requested	2023 Budget Recommended	2023 Budget Adopted
0000002 Departmental Income						
5000206 CHARGES FOR SERVICES	656	0	0	0	0	0
0000002 Departmental Income Totals	656	0	0	0	0	0
Rev Total for Div: 2702	656	0	0	0	0	0
0000020 Equipment and Capital Outlay						
6002401 OFFICE FURNITURE	0	0	0	1,019	1,019	1,019
6002505 HOSPITAL MEDICAL AND LAB EQUIP	0	26,500	0	26,500	26,500	26,500
0000020 Equipment and Capital Outlay Totals	0	26,500	0	27,519	27,519	27,519
0000040 Contractual Expenditures						
6004012 OFFICE SUPPLIES	0	0	0	100	100	100
6004062 MEDICAL LAB & CLINIC SUPPLIES	32,128	139,000	62,690	139,000	139,000	139,000
6004064 UNIT DOSAGE SNF	329,929	471,000	195,086	400,000	400,000	400,000
6004100 POSTAGE AND FREIGHT	15	0	0	0	0	0
6004105 DUES AND MEMBERSHIPS	0	200	200	200	200	200
6004123 MEDICAL HOSPITAL AND LAB EXPEN	364	500	0	500	500	500
6004136 OPERATIONAL EQUIPMENT REPAIRS	0	400	320	600	600	600
6004402 LAB SERVICES	47,050	60,000	25,533	35,000	35,000	35,000
6004405 REHAB AND THERAPY SERVICES	1,366,759	1,470,000	943,378	1,470,000	1,470,000	1,470,000
6004411 PHYSICIAN SERVICES	66,924	71,656	64,768	73,000	73,000	73,000
6004573 OTHER FEES FOR SERVICES	46,707	73,500	42,575	62,500	62,500	62,500
0000040 Contractual Expenditures Totals	1,889,876	2,286,256	1,334,550	2,180,900	2,180,900	2,180,900
0000080 Employee Benefits						
6008009 RETIREE HEALTH INSURANCE	46,043	46,045	32,218	46,045	46,045	46,045
0000080 Employee Benefits Totals	46,043	46,045	32,218	46,045	46,045	46,045
Exp Total for Div: 2702	1,935,919	2,358,801	1,366,768	2,254,464	2,254,464	2,254,464

REPORT:BP033

BROOME COUNTY GOVERNMENT
 REVENUE AND APPROPRIATION SUMMARY
 BY DEPARTMENT AND DIVISION

FUND: 2050 WPNH Operating
 DEPT: 27000000 Willow Point
 DIV: 02 Willow Point-Ancillaries

Account	2021 Actuals	2022 Budget	2022 YTD Actuals As of 11/17/22	2023 Budget Requested	2023 Budget Recommended	2023 Budget Adopted
Total for Div: 27000000	-1,935,263	-2,358,801	-1,366,768	-2,254,464	-2,254,464	-2,254,464

BROOME COUNTY GOVERNMENT
 REVENUE AND APPROPRIATION SUMMARY
 BY DEPARTMENT AND DIVISION

FUND: 2050 WPNH Operating
 DEPT: 27000000 Willow Point
 DIV: 04 Willow Point-Debt Svc

Account	2021 Actuals	2022 Budget	2022 YTD Actuals As of 11/17/22	2023 Budget Requested	2023 Budget Recommended	2023 Budget Adopted
0000007 Misc Interfund Revenues						
5000532 PREMIUM & ACCRUED INT ON OBLIG	32,404	0	0	0	0	0
0000007 Misc Interfund Revenues Totals	32,404	0	0	0	0	0
0000009 Federal Aid						
5000952 ARRA DEBT REIMBURSEMENT	9,560	8,496	8,496	7,389	7,389	7,389
0000009 Federal Aid Totals	9,560	8,496	8,496	7,389	7,389	7,389
Rev Total for Div: 2704	41,964	8,496	8,496	7,389	7,389	7,389
0000040 Contractual Expenditures						
6004504 OTHER FINANCIAL SERVICES	563	447	446	325	325	325
0000040 Contractual Expenditures Totals	563	447	446	325	325	325
0000060 Principal on Indebtedness						
6006000 PRINCIPAL ON SERIAL BONDS	0	156,479	156,479	162,176	162,176	162,176
6006001 PRINCIPAL ON BANS	0	264,126	0	523,945	523,945	523,945
0000060 Principal on Indebtedness Totals	0	420,605	156,479	686,121	686,121	686,121
0000070 Interest on Indebtedness						
6007000 INTEREST ON SERIAL BONDS	45,821	39,918	39,917	31,876	31,876	31,876
6007001 INTEREST ON BANS	38,675	38,003	38,003	74,205	74,205	74,205
0000070 Interest on Indebtedness Totals	84,496	77,921	77,920	106,081	106,081	106,081
Exp Total for Div: 2704	85,059	498,973	234,845	792,527	792,527	792,527

REPORT:BP033

BROOME COUNTY GOVERNMENT
 REVENUE AND APPROPRIATION SUMMARY
 BY DEPARTMENT AND DIVISION

FUND: 2050 WPNH Operating
 DEPT: 27000000 Willow Point
 DIV: 04 Willow Point-Debt Svc

Account	2021 Actuals	2022 Budget	2022 YTD Actuals As of 11/17/22	2023 Budget Requested	2023 Budget Recommended	2023 Budget Adopted
Total for Div: 27000000	-43,095	-490,477	-226,349	-785,138	-785,138	-785,138

REPORT:BP033

BROOME COUNTY GOVERNMENT
REVENUE AND APPROPRIATION SUMMARY
BY DEPARTMENT AND DIVISION

FUND: 2050 WPNH Operating
DEPT: 27000000 Willow Point
DIV: 09 Willow Point-Intergovt Transfers

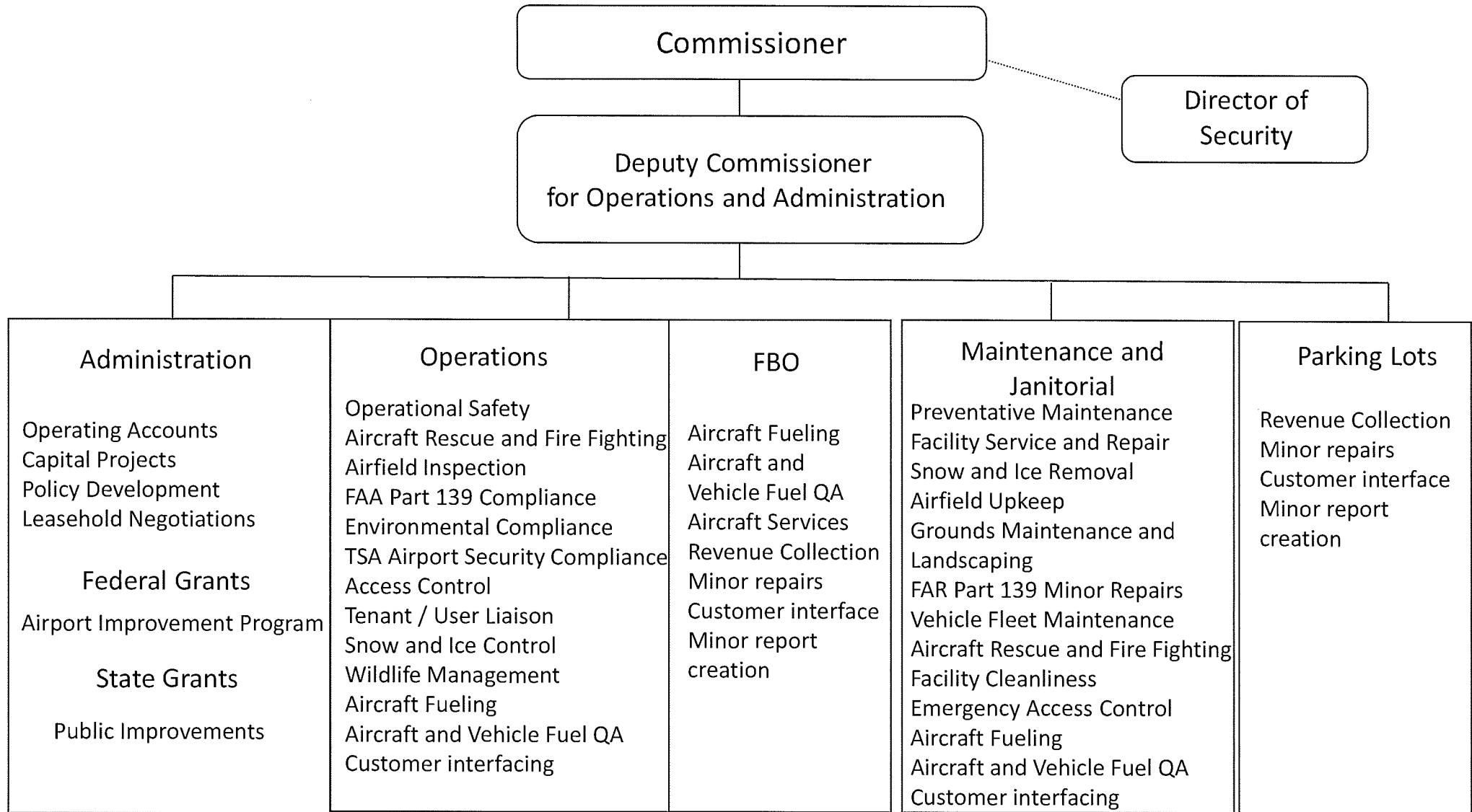
Account	2021 Actuals	2022 Budget	2022 YTD Actuals As of 11/17/22	2023 Budget Requested	2023 Budget Recommended	2023 Budget Adopted
0000007 Misc Interfund Revenues						
5000567 IGT REVENUE	4,004,880	3,403,098	3,403,099	1,457,640	1,481,718	1,481,718
0000007 Misc Interfund Revenues Totals	4,004,880	3,403,098	3,403,099	1,457,640	1,481,718	1,481,718
Rev Total for Div: 2709	4,004,880	3,403,098	3,403,099	1,457,640	1,481,718	1,481,718
Total for Div: 27000000	4,004,880	3,403,098	3,403,099	1,457,640	1,481,718	1,481,718

This page is intentionally left blank

Transportation

<u>Department/Division</u>	<u>Page</u>
Aviation	274
Highways	
County Roads	282
Road Machinery	291
Public Transportation	296

Aviation



Aviation

Mission Statement

BGM strives to be a regional economic partner providing our community convenient Commercial and General Aviation transportation services and modern facilities for passengers, businesses, and development.

Description

The Greater Binghamton Airport has provided for the air transportation needs of our community for over 70 years. It continues to be an economic driver for Broome County by providing jobs, services, and facilities for aviation and non-aviation uses. Additionally, the Greater Binghamton Airport is vital to the future economic growth of Broome County by providing necessary global connectivity and developable properties for business recruitment and expansion.

The operation of the airport is provided for in Article X of the Broome County Charter. The airport is regulated by the Federal Aviation Administration and the Transportation Security Administration under Title 14 of the Code of Federal Regulations, FAR Part 139 Commercial Aviation Airports; as well as various other state and federal authorities involving safety, environmental, and funding concerns.

The department maintains two intersecting runways, twelve taxiways, three aircraft aprons, (total pavement = 68 lane miles) and all required lighting/signage. The department also maintains; a 74,000-square foot passenger terminal, three large aircraft hangars, 20 T-hangars, a 7,500 square foot aircraft/rescue/fire-fighting facility, a 24,000-square foot maintenance building, a 70,000-gallon fuel farm, and an 8,000 AvGas Self-serve fuel farm. The department is responsible for the roadway serving the facility, water/sewer services along the entire line, and a total of 900 parking spaces in the public, car rental, and employee parking lots.

Delta provides scheduled commercial service with daily flights to Delta's second-largest overall hub, Detroit (DTW). It is the primary Asian gateway for the Eastern United States and it also provides service to many destinations in the Americas and Europe. Their activities are complimented by the following based groups; FAA Air Traffic and Facilities, the Transportation Security Administration, Civil Air Patrol, United States Customs and Border Patrol, two car rental agencies, ground transportation services, National Weather Service, and First Air (Fixed Base Operator - a provider of general/business aviation services).

2023 Budget Objectives

- Focus on minimizing financial impact to community as costs increase nationwide.
- Rebuild commercial air service in the post Covid-19 aviation environment and increase passenger traffic.
- Provide increased opportunities for General Aviation uses at the Airport though the installment and management of an AvGas Self-Serve Fuel Island.
- Continue our initiative focused on preparing designated airport property for aeronautical and non-aeronautical development.
- Refocus efforts towards both aviation related sources and non-traditional sources of revenue such as land development, terminal advertising, non-airline tenants.

2023 Budget Highlights

- The introduction of a new department and future revenue stream in the FBO Department.
- Adjust to the impact to revenues due to Federal funding opportunities and continuing Covid-19 repercussions on the Aviation industry.
- Increasing commercial aviation activities.
- Increasing non-aviation related revenue streams and leases.
- Guiding the Aviation Department towards self sustaining practices shown to be successful in other airport applications.

Aviation 28010005

<u>Title of Position</u>	<u>Grade/Unit</u>	2021 <u>Actuals</u>	As of July 5, 2022 Current <u>Authorized</u>	2023 <u>Requested</u>	2023 <u>Recommended</u>	2023 <u>Adopted</u>
<u>Full-Time Positions</u>						
Commissioner of Aviation	H Admin	1	1	1	1	1
Deputy Commissioner of Aviation for Operations & Admin	E Admin	1	1	1	1	1
Senior Operations Specialist	17 CSEA	1	1	1	1	1
Airport Maintenance Supervisor	16 BAPA	1	1	2	2	2
Airport Parking Manager *	9 BAPA	1	1	1	1	1
Airport Operations Specialist/Trainee	15/14 CSEA	4	4	4	4	4
Airport Equipment Mechanic	14 CSEA	1	1	1	1	1
Principal Account Clerk	13 CSEA	1	1	1	1	1
Airport Maintenance Mechanic	11 CSEA	6	6	8	8	8
Account Clerk	7 CSEA	0	0	1	1	1
Airport Custodial Worker	7 CSEA	2	2	2	2	2
Total Full-Time Positions		19	19	23	23	23
<u>Part-Time Positions</u>						
Parking Attendant	7 CSEA	2	2	2	2	2
Airport Maintenance Mechanic	11 CSEA	0	0	4	4	4
Total Part-Time Positions		2	2	6	6	6
Total Positions		21	21	29	29	29

*One position unfunded since 2018

BROOME COUNTY GOVERNMENT
REVENUE AND APPROPRIATION SUMMARY BY DEPARTMENT

FUND: 2010 Aviation Operating
DEPT: 28000000 Aviation

Account	2021 Actuals	2022 Budget	2022 YTD Actuals As of 11/17/22	2023 Budget Requested	2023 Budget Recommended	2023 Budget Adopted
0000002 Departmental Income						
5000118 FEES FOR SERVICES	0	0	0	671,500	671,500	671,500
5000126 FARES & FEES	92,695	60,450	79,236	98,000	98,000	98,000
5000129 RENTAL CAR CONCESSION FEES	241,739	174,000	255,471	174,000	174,000	174,000
5000130 RESTAURANT/LOUNGE CONCESSION F	-4,932	0	0	0	0	0
5000133 ADVERTISING FEES	13,700	35,000	9,848	30,000	30,000	30,000
5000136 SPACE RENTAL-AIRLINES	243,166	286,000	240,125	288,150	288,150	288,150
5000137 SPACE RENTAL-OTHER	156,102	148,442	135,987	154,444	154,444	154,444
5000139 MISC TERMINAL AREA INCOME	4,721	6,131	3,619	6,131	6,131	6,131
5000140 LANDING FEES - SIGNATORY	54,214	107,675	36,043	75,000	75,000	75,000
5000141 LANDING FEES - NON-SIGNATORY	20,345	13,000	18,358	21,500	21,500	21,500
5000142 FUEL FLOWAGE FEE	18,881	56,625	17,064	106,200	106,200	106,200
5000144 HANGAR RENTAL	251,046	251,045	149,193	244,505	244,505	244,505
5000145 HANGAR TAX REIMBURSEMENT	74,275	80,340	6,008	35,020	35,020	35,020
5000146 AIRCRAFT T-HANGAR RENTAL	43,095	48,960	38,160	48,960	48,960	48,960
5000149 SERVICE CTR/STORAGE/WASH RACK	31,032	27,192	23,962	28,552	28,552	28,552
5000179 CHARGES FOR SERVICES	0	0	0	33,250	33,250	33,250
5000195 FACILITY RENTALS	12,000	12,000	6,000	12,000	12,000	12,000
5000196 GROUND RENTALS	18,993	18,993	16,382	19,285	19,285	19,285
5000197 PARKING OPER CONCESSIONS	60,237	285,000	71,837	211,935	211,935	211,935
5000201 MISC ADMIN AND OTHER INCOME	10,365	5,000	3,041	5,000	5,000	5,000
5000206 CHARGES FOR SERVICES	0	0	0	37,500	37,500	37,500
5000240 FACILITY USER FEE	0	0	0	28,000	28,000	28,000
5000426 MISCELLANEOUS	0	3,000	0	0	0	0
5000428 OTHER CHARGES	1,168	1,000	0	2,000	2,000	2,000
0000002 Departmental Income Total	1,342,842	1,619,853	1,110,334	2,330,932	2,330,932	2,330,932
0000003 Use of Money						
5000451 INTEREST AND EARNINGS	398	500	1,743	3,000	3,000	3,000
5000460 RENTAL OF REAL PROPERTY INDIVI	41,400	41,400	34,500	71,400	71,400	71,400
5000461 RENTAL OF REAL PROP-OTHER GOVT	3,921	3,920	3,267	3,920	3,920	3,920
5000470 VENDING MACHINE	347	200	389	300	300	300
0000003 Use of Money Total	46,066	46,020	39,899	78,620	78,620	78,620
0000005 Fines and Forfeitures						
5000500 FORFEITURE OF DEPOSITS	1,000	0	0	0	0	0
0000005 Fines and Forfeitures Total	1,000	0	0	0	0	0

REPORT:BP032

BROOME COUNTY GOVERNMENT
REVENUE AND APPROPRIATION SUMMARY BY DEPARTMENT

FUND: 2010 Aviation Operating
DEPT: 28000000 Aviation

Account	2021 Actuals	2022 Budget	2022 YTD Actuals As of 11/17/22	2023 Budget Requested	2023 Budget Recommended	2023 Budget Adopted
0000007 Misc Interfund Revenues						
5000530 REFUNDS OF PRIOR YEARS EXPENDI	291	0	831	0	0	0
5000531 GIFTS AND DONATIONS	14,787	0	0	0	0	0
5000532 PREMIUM & ACCRUED INT ON OBLIG	19,188	0	0	0	0	0
5000534 TRANSFER FROM INSURANCE RESERV	0	1,525	1,525	0	0	0
5000537 PASSENGER FACILITIES CHARGES	40,235	15,000	15,000	15,000	15,000	15,000
5000539 CONSOLIDATED FACILITIES CHARGE	94,995	100,000	106,712	92,000	92,000	92,000
5000545 CREDIT CARD REBATES	1,841	0	582	500	500	500
5000546 Trust Account Inflows	431,628	0	0	0	0	0
5000551 CHANGE IN OPEB LIABILITY	398,536	0	0	0	0	0
5000562 TRANSFER FROM GENERAL FUND	1,824,398	1,825,674	1,825,674	2,742,598	2,763,088	2,763,088
5000570 EARNINGS ON TEMPORARY INVESTME	139	0	0	0	0	0
0000007 Misc Interfund Revenues Total	2,826,038	1,942,199	1,950,324	2,850,098	2,870,588	2,870,588
0000008 State Aid						
5000851 AIRPORT STATE AID-CAPITAL PROJ	32,580	0	0	0	0	0
0000008 State Aid Total	32,580	0	0	0	0	0
0000009 Federal Aid						
5000920 AIRPORT - CAPITAL PROJECTS	1,183,557	0	0	0	0	0
5000952 ARRA DEBT REIMBURSEMENT	23,294	21,514	16,393	18,713	18,713	18,713
5000993 AMERICAN RESCUE PLAN ACT-ARPA	24,961	0	0	0	0	0
0000009 Federal Aid Total	1,231,812	21,514	16,393	18,713	18,713	18,713
Rev Totals for Dept: 28000000	5,480,338	3,629,586	3,116,950	5,278,363	5,298,853	5,298,853
0000010 Personnel Service						
6001000 SALARIES FULL-TIME	796,812	877,106	605,540	1,044,996	1,061,048	1,061,048
6001001 SALARIES PART-TIME	12,363	42,094	8,441	108,424	108,424	108,424
6001002 SALARIES TEMPORARY	47,889	52,500	49,861	59,460	59,460	59,460
6001003 SALARIES OVERTIME	85,734	82,922	69,361	82,922	82,922	82,922

BROOME COUNTY GOVERNMENT
REVENUE AND APPROPRIATION SUMMARY BY DEPARTMENT

FUND: 2010 Aviation Operating
DEPT: 28000000 Aviation

Account	2021 Actuals	2022 Budget	2022 YTD Actuals As of 11/17/22	2023 Budget Requested	2023 Budget Recommended	2023 Budget Adopted
6001004 SALARIES SHIFT DIFFERENTIAL	5,128	8,636	3,918	8,636	8,636	8,636
6001008 STAND-BY PAY	2,877	9,300	2,850	9,300	9,300	9,300
6001009 OTHER PERSONNEL SERVICES	9,261	10,500	7,961	10,500	10,500	10,500
0000010 Personnel Service Totals	960,064	1,083,058	747,932	1,324,238	1,340,290	1,340,290
0000040 Contractual Expenditures						
6004000 MAT & SUPPLIES-SURFACE TREAT	-44,695	0	0	0	0	0
6004002 MAT & SUPPLIES-PAINT	-7,998	0	0	0	0	0
6004005 SNOW REMOVAL MATERIALS & SUPPL	57,112	62,750	40,788	89,250	89,250	89,250
6004012 OFFICE SUPPLIES	2,957	1,800	1,493	3,000	3,000	3,000
6004021 BLDG MAINTENANCE SUPPLIES	30,501	31,700	7,251	31,700	31,700	31,700
6004022 FUEL AND HEATING SUPPLIES	49,454	50,000	51,579	92,150	92,150	92,150
6004023 BLDG AND GROUNDS SUPPLIES	11,638	13,000	10,433	13,000	13,000	13,000
6004030 FOOD AND BEVERAGES	2,000	1,500	1,392	2,500	2,500	2,500
6004040 MOTOR EQUIPMENT SUPPLIES	21,277	22,000	11,959	26,500	26,500	26,500
6004045 TRAINING AND EDUCATIONAL SUPPL	370	350	33	1,375	1,375	1,375
6004046 GAS OIL GREASE AND DIESEL FUEL	45,205	84,500	51,886	662,250	662,250	662,250
6004047 TIRES AND TUBES	542	4,800	4,840	6,600	6,600	6,600
6004048 MISC OPERATIONAL SUPPLIES	15,764	15,900	7,327	13,150	13,150	13,150
6004052 UNIFORMS	4,624	4,200	2,715	5,100	5,100	5,100
6004054 SAFETY SUPPLIES	1,458	1,500	250	2,300	2,300	2,300
6004055 COMPUTER SOFTWARE AND SUPPLIES	4,700	4,700	989	7,200	7,200	7,200
6004100 POSTAGE AND FREIGHT	608	600	286	700	700	700
6004101 TELEPHONE	290	1,350	-12	750	750	750
6004105 DUES AND MEMBERSHIPS	5,153	5,675	2,456	7,200	7,200	7,200
6004112 BLDG GROUNDS AND EQUIP REPAIR	57,284	33,250	28,184	34,250	34,250	34,250
6004113 WATER AND SEWAGE CHARGES	50,858	70,000	48,356	60,000	60,000	60,000
6004114 HEATING AND AIR COND PLANT EXP	12,915	14,000	26,554	17,500	17,500	17,500
6004115 ELECTRIC CURRENT	177,847	214,000	171,692	226,000	226,000	226,000
6004116 TAXES	78,194	103,000	78,450	103,000	103,000	103,000
6004117 BUILDING AND GROUNDS EXPENSES	35,075	43,000	38,112	41,000	41,000	41,000
6004126 RECREATIONAL AND ACTIVITY EXPE	0	2,750	623	0	0	0
6004130 MOTOR EQUIP REPAIRS AND MAINT	722	700	0	700	700	700
6004136 OPERATIONAL EQUIPMENT REPAIRS	1,500	1,500	570	1,000	1,000	1,000
6004137 ADVERTISING AND PROMOTION EXPE	48,593	50,000	57,152	50,000	50,000	50,000
6004138 OTHER OPERATIONAL EXPENSES	33,450	38,450	57,168	39,450	39,450	39,450
6004139 Trust Account Outflows	567,252	0	0	0	0	0
6004146 SUBCONTRACTED PROGRAM EXPENSE	108,382	160,000	144,609	170,000	170,000	170,000
6004147 OTHER PROGRAM EXPENSE	0	7,000	6,400	5,000	5,000	5,000
6004160 MILEAGE AND PARKING-LOCAL	481	500	85	500	500	500
6004161 TRAVEL HOTEL AND MEALS	8,000	8,000	5,858	8,000	8,000	8,000

REPORT:BP032

BROOME COUNTY GOVERNMENT
REVENUE AND APPROPRIATION SUMMARY BY DEPARTMENT

FUND: 2010 Aviation Operating
DEPT: 28000000 Aviation

Account	2021 Actuals	2022 Budget	2022 YTD Actuals As of 11/17/22	2023 Budget Requested	2023 Budget Recommended	2023 Budget Adopted
6004162 EDUCATION AND TRAINING	11,470	11,250	3,119	11,750	11,750	11,750
6004165 ADVISORY BD/TRUSTEES EXPENSES	1,475	1,500	512	1,600	1,600	1,600
6004191 OUTSIDE RENTALS-MACHINERY	0	0	0	14,400	14,400	14,400
6004196 COPYING MACHINE RENTALS	886	2,000	2,223	2,500	2,500	2,500
6004200 PROPERTY LOSS	0	1,525	1,525	0	0	0
6004255 CONTRACTED SERVICES	11,670	15,000	8,451	15,000	15,000	15,000
6004417 DEMOLITION COSTS	0	0	0	250,000	250,000	250,000
6004504 OTHER FINANCIAL SERVICES	7,962	9,131	3,014	8,823	8,823	8,823
6004580 BAD DEBT EXPENSE	47,172	0	0	0	0	0
0000040 Contractual Expenditures Totals	1,462,148	1,092,881	878,322	2,025,198	2,025,198	2,025,198
0000041 Chargeback Expenses						
6004602 INSURANCE PREMIUM CHARGEBACK	63,250	75,777	56,833	90,207	90,207	90,207
6004604 DPW SECURITY CHARGEBACKS	137,579	86,211	43,106	70,484	70,484	70,484
6004609 DATA PROCESSING CHARGEBACKS	0	0	0	41,317	41,317	41,317
6004614 OTHER CHARGEBACK EXPENSES	0	0	0	1,595	1,595	1,595
6004617 DUPLICATING/PRINTING CHARGEBAC	0	0	0	9,944	9,944	9,944
6004618 OFFICE SUPPLIES CHARGEBACK	0	0	0	437	437	437
6004619 BUILDING SERVICE CHARGEBACK	4,361	5,000	1,250	5,000	5,000	5,000
6004634 Indirect Costs - Excess of Bud	321,704	0	0	0	0	0
0000041 Chargeback Expenses Totals	526,894	166,988	101,189	218,984	218,984	218,984
0000042 Depreciation						
6004801 DEPRECIATION - BUILDINGS	516,850	0	0	0	0	0
6004803 DEPRECIATION - IMPROV O/T BLDG	3,204,042	0	0	0	0	0
6004804 DEPRECIATION - MOTOR VEHICLES	63,905	0	3,554	0	0	0
6004805 DEPRECIATION - MACHINERY & EQU	225,610	0	1,008	0	0	0
0000042 Depreciation Totals	4,010,407	0	4,562	0	0	0
0000060 Principal on Indebtedness						
6006000 PRINCIPAL ON SERIAL BONDS	0	371,751	371,751	385,309	385,309	385,309
6006001 PRINCIPAL ON BANS	0	115,637	0	380,718	380,718	380,718
0000060 Principal on Indebtedness Totals	0	487,388	371,751	766,027	766,027	766,027
0000070 Interest on Indebtedness						

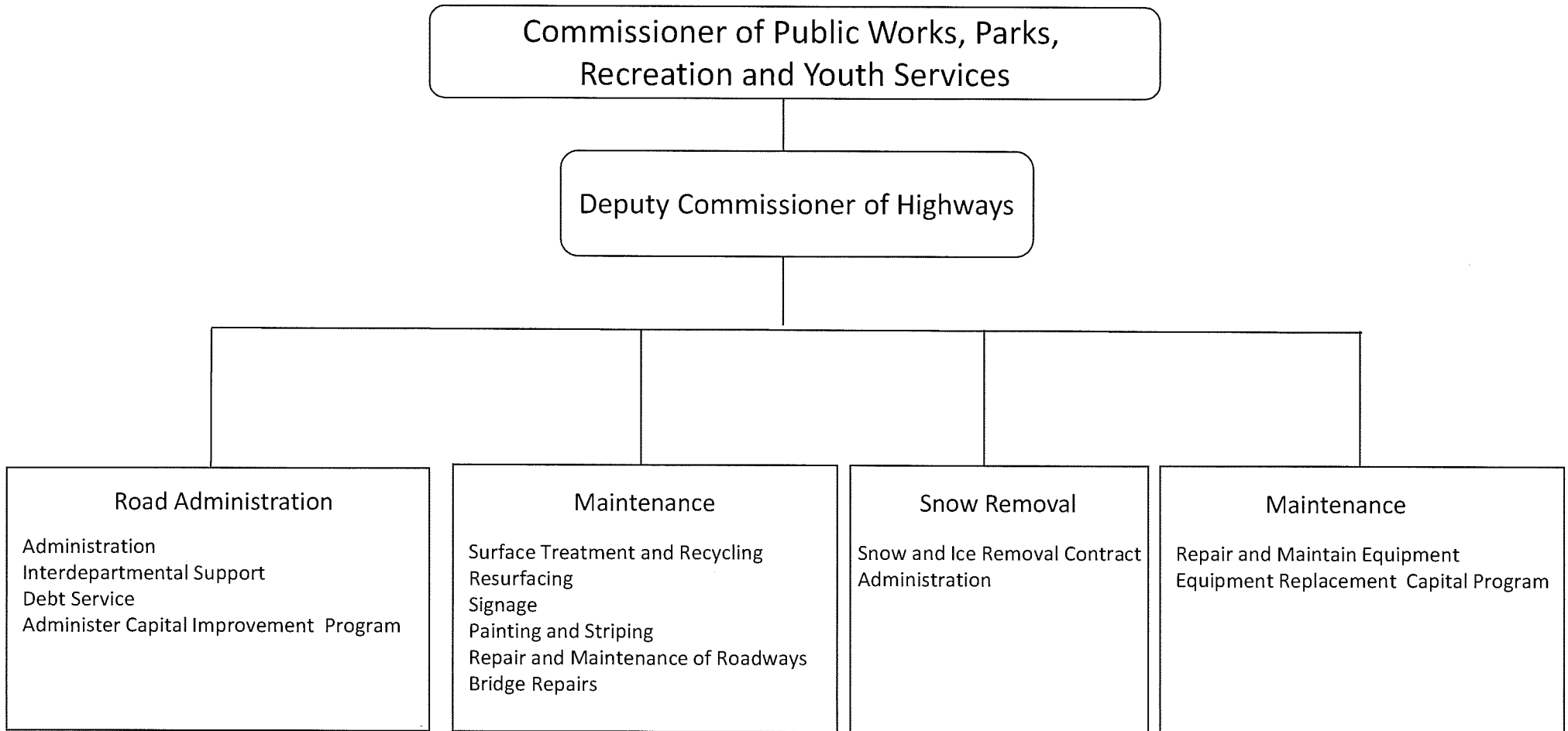
REPORT:BP032

BROOME COUNTY GOVERNMENT
REVENUE AND APPROPRIATION SUMMARY BY DEPARTMENT

FUND: 2010 Aviation Operating
DEPT: 28000000 Aviation

Account	2021 Actuals	2022 Budget	2022 YTD Actuals As of 11/17/22	2023 Budget Requested	2023 Budget Recommended	2023 Budget Adopted
6007000 INTEREST ON SERIAL BONDS	107,888	93,623	73,277	74,104	74,104	74,104
6007001 INTEREST ON BANS	21,817	22,504	7,399	71,339	71,339	71,339
6007005 INTEREST ON CAPITAL LEASE	302	0	0	0	0	0
0000070 Interest on Indebtedness Totals	130,007	116,127	80,676	145,443	145,443	145,443
0000080 Employee Benefits						
6008001 STATE RETIREMENT	133,203	169,208	111,243	215,907	219,117	219,117
6008002 SOCIAL SECURITY	68,797	82,051	53,437	101,219	102,447	102,447
6008004 WORKERS COMPENSATION	51,328	62,040	46,530	71,621	71,621	71,621
6008005 WORKERS COMP LT LIABILITY	-43,678	0	0	0	0	0
6008006 LIFE INSURANCE	151	300	77	420	420	420
6008007 HEALTH INSURANCE	200,985	231,042	165,107	263,338	263,338	263,338
6008009 RETIREE HEALTH INSURANCE	123,689	137,007	91,337	143,856	143,856	143,856
6008010 DISABILITY INSURANCE	1,257	1,496	939	2,112	2,112	2,112
6008015 PENSION EXPENSE	82,830	0	0	0	0	0
6008016 CHANGE IN PENSION LIABILITY	-152,895	0	0	0	0	0
0000080 Employee Benefits Totals	465,667	683,144	468,670	798,473	802,911	802,911
Exp Totals for Dept: 28000000	7,555,187	3,629,586	2,653,102	5,278,363	5,298,853	5,298,853
Total for Dept: 28000000	-2,074,849	0	463,848	0	0	0

Highway



Public Works, Parks, Recreation and Youth Services Highways (County Roads)

Mission Statement

To maintain a County road system allowing the transportation of people and goods throughout the county, in a cost effective, efficient and professional manner, enhancing community growth, economic well-being and quality of life.

Description

Responsible for maintaining 343.24 center-line miles of road. The Highway Division, in conjunction with the Engineering Division, are also responsible for maintaining 111 bridges with spans of twenty feet or more, 130 culverts with diameters ranging from five to twenty feet and 3,500 culverts with diameters of five feet or less. This involves the inspection and evaluation of county roads and bridges, and planning, reconstruction, repair, and maintenance projects.

The Highway Division is responsible for the administration, operation and maintenance of County highways and highway infrastructure, including road widening and straightening, resurfacing and patching of existing county roads to ensure that maintenance is at required standards and safety levels. Emphasis is also placed on snow and ice control. In case of natural disasters, the division also assists other local municipalities with specialized equipment and expertise.

Revenues attributed to the operation of the County Road fund are derived primarily from the road striping for various municipalities

throughout Broome County, sale of supplies such as road signs, sand/salt mix to other local governments, and highway work permit fees for work completed by utility companies and others in highway right-of-way. State aid revenues fund the highway operating and capital aid under the State Consolidated Local Highway Assistance Program (CHIPS), Pave-NY, Pave Our Potholes (POP) and Emergency Winter Recovery (EWR) funding. An interfund transfer from the General Fund is received to balance the County Road Fund.

2023 Objectives

- Continue to develop and implement an annual highway maintenance program to ensure preservation of the existing system at an acceptable level of service and standard of construction and extend the useful life of the existing system.
- In-house design, construction, and reconstruction of county highways to conform to acceptable standards of service and construction in accordance with American Association of State Highway and Transportation Officials (AASHTO) Geometric Design and NYSDOT Standard Specifications.
- Rehabilitation of guiderail system to NYSDOT Standards, 40,000 feet of various Broome County roads.
- Preserve the load capacity of county bridges and improve/replace unsafe or inadequate structures in accordance with American Association of State Highway and Transportation Officials (AASHTO) Geometric Design and NYSDOT Geometric Design Policy for Bridges.
- Rehabilitate and stabilize approximately two hundred miles of highway shoulders annually.

- Resurface and/or provide surface treatment, truing, leveling and resurfacing to county highways as required, per industry standard and Broome County ten-year policy.
- Provide effective 24 hour a day snow and ice control for county roads during the winter season and maintain contracts with various towns for snowplowing and ice control per New York State 24-hour bare road policy.
- Develop a bridge cleaning and maintenance program for county bridges.
- Ensure that legible pavement markings are provided along county highways per the Manual of Uniform Traffic Control Devices.
- Ensure clear sight lines by cutting grass, trees and brush along approximately 700 miles of county right-of-way in accordance with Section 102 of New York State Highway Law.
- Review requests and issue permits for work within right-of-ways by utilities and contractors. This amounts to approximately eighty permits annually.

2023 Budget Highlights

- Maintain safety and condition of county highway system with limited funds.
- 2022 once again was a very difficult year for snow and ice control. The Division was able to get through almost daily storms and difficulty of getting road salt delivered from vendor. In April 2022 there was a significant snow and wind event which caused many trees to fall closing several County roadways. This took months to cleanup.

Public Works, Parks, Recreation and Youth Services 29010205
Highways(County Roads)

<u>Title of Position</u>	<u>Grade/Unit</u>	2021 <u>Actuals</u>	As of July 5,2022 <u>Current Authorized</u>	2023 <u>Requested</u>	2023 <u>Recommended</u>	2023 <u>Adopted</u>
<u>Full-Time Positions</u>						
Deputy Commissioner of Public Works/Highway	F Admin	1	1	1	1	1
General Highway Supervisor	AFSCME	1	1	1	1	1
Assistant General Highway Supervisor	AFSCME	1	1	1	1	1
Highway Crew Supervisor	AFSCME	5	5	5	5	5
Paint Crew Supervisor - DPW	AFSCME	1	1	1	1	1
Painter - DPW	AFSCME	2	2	2	2	2
Public Works Office Assistant *	AFSCME	1	1	0	0	0
Highway Clerk **	AFSCME	1	1	0	0	0
Carpenter	AFSCME	1	1	1	1	1
Assistant Carpenter	AFSCME	1	1	1	1	1
Laborer	AFSCME	2	2	2	2	2
Motor Equipment Operator III	AFSCME	10	10	10	10	10
Motor Equipment Operator II	AFSCME	18	18	18	18	18
Motor Equipment Operator I	AFSCME	12	12	12	12	12
Total Full-Time Positions		57	57	55	55	55
<u>Part-Time Positions</u>						
None						
Total Part-Time Positions		0	0	0	0	0
Total Positions		57	57	55	55	55

* One position transferred to DPW - Administration 15010001

** One position transferred to DPW - Administration 15010001

REPORT:BP033

BROOME COUNTY GOVERNMENT
REVENUE AND APPROPRIATION SUMMARY
BY DEPARTMENT AND DIVISION

FUND: 3120 County Road Operating
DEPT: 29000000 Highway
DIV: 01 Highway-County Roads

Account	2021 Actuals	2022 Budget	2022 YTD Actuals As of 11/17/22	2023 Budget Requested	2023 Budget Recommended	2023 Budget Adopted
29000000 Highway						
0000002 Departmental Income						
5000214 ROADWAY USE FEES	23,118	50,000	30,298	50,000	50,000	50,000
5000302 BUILDING SERVICE CHARGEBACKS	780	0	0	0	0	0
5000333 OTHER DEPARTMENTAL CHARGEBACK	29,704	30,000	37,039	30,000	30,000	30,000
5000429 SALE OF SUPPLIES TO OTHER GOVT	21,307	20,000	16,001	20,000	20,000	20,000
0000002 Departmental Income Totals	74,909	100,000	83,338	100,000	100,000	100,000
0000003 Use of Money						
5000451 INTEREST AND EARNINGS	1,096	1,900	739	1,900	1,900	1,900
5000462 RENTAL OF EQUIPMENT OTHER GOVT	26,394	25,000	102	25,000	25,000	25,000
5000471 COMMISSIONS	558	1,000	0	1,000	1,000	1,000
0000003 Use of Money Totals	28,048	27,900	841	27,900	27,900	27,900
0000006 Sale of Prop and Comp for Loss						
5000516 MINOR SALES - PUBLIC WORKS	5,857	5,000	4,192	5,000	5,000	5,000
0000006 Sale of Prop and Comp for Loss Totals	5,857	5,000	4,192	5,000	5,000	5,000
0000007 Misc Interfund Revenues						
5000530 REFUNDS OF PRIOR YEARS EXPENDI	11,881	0	10,828	0	0	0
5000533 UNCLASSIFIED REVENUES	0	1,500	0	1,500	1,500	1,500
5000534 TRANSFER FROM INSURANCE RESERV	25,388	3,168	43,917	0	0	0
5000538 ENERGY REIMBURSEMENT	9	0	0	0	0	0
5000545 CREDIT CARD REBATES	531	0	343	0	0	0
5000562 TRANSFER FROM GENERAL FUND	7,505,548	7,920,903	7,920,903	8,581,232	8,581,232	8,581,232
5000563 TRANSFER FROM CAPITAL FUND	178	0	0	0	0	0
5000569 TRANSFER - DEBT SERVICE FUND	626,944	366,800	358,447	37,060	37,060	37,060
5000580 UNUSED CAPITAL FUND	182,594	0	25,239	0	0	0
0000007 Misc Interfund Revenues Totals	8,353,073	8,292,371	8,359,677	8,619,792	8,619,792	8,619,792
0000008 State Aid						
5000846 CONSOLIDATED HIGHWAY AID	3,073,375	3,074,325	0	3,074,325	3,074,325	3,074,325
0000008 State Aid Totals	3,073,375	3,074,325	0	3,074,325	3,074,325	3,074,325

BROOME COUNTY GOVERNMENT
 REVENUE AND APPROPRIATION SUMMARY
 BY DEPARTMENT AND DIVISION

FUND: 3120 County Road Operating
 DEPT: 29000000 Highway
 DIV: 01 Highway-County Roads

Account	2021 Actuals	2022 Budget	2022 YTD Actuals As of 11/17/22	2023 Budget Requested	2023 Budget Recommended	2023 Budget Adopted
0000009 Federal Aid						
5000952 ARRA DEBT REIMBURSEMENT	109,273	97,109	97,110	84,464	84,464	84,464
0000009 Federal Aid Totals	109,273	97,109	97,110	84,464	84,464	84,464
Rev Total for Div: 2901	11,644,535	11,596,705	8,545,158	11,911,481	11,911,481	11,911,481
0000010 Personnel Service						
6001000 SALARIES FULL-TIME	2,924,386	3,043,895	2,538,956	2,996,434	2,996,434	2,996,434
6001002 SALARIES TEMPORARY	0	0	27,438	0	0	0
6001003 SALARIES OVERTIME	107,490	150,000	85,459	150,000	150,000	150,000
6001004 SALARIES SHIFT DIFFERENTIAL	11,721	12,000	9,047	12,000	12,000	12,000
6001006 OUT OF TITLE PAY	23,598	15,000	19,659	15,000	15,000	15,000
6001009 OTHER PERSONNEL SERVICES	13,575	13,550	13,575	13,550	13,550	13,550
0000010 Personnel Service Totals	3,080,770	3,234,445	2,694,134	3,186,984	3,186,984	3,186,984
0000040 Contractual Expenditures						
6004000 MAT & SUPPLIES-SURFACE TREAT	339,030	380,000	611,923	450,000	450,000	450,000
6004001 MAT & SUPPLIES-SIGNS & POSTS	12,049	13,000	0	13,000	13,000	13,000
6004002 MAT & SUPPLIES-PAINT	85,064	85,000	84,478	85,000	85,000	85,000
6004003 MAT & SUPPLIES-GUIDE RAILS	9,964	10,000	13,703	10,000	10,000	10,000
6004004 MATERIAL & SUPPLIES-OTHER	112,507	70,000	118,654	70,000	70,000	70,000
6004005 SNOW REMOVAL MATERIALS & SUPPL	782,947	550,000	652,014	600,000	600,000	600,000
6004012 OFFICE SUPPLIES	1,814	1,350	1,297	1,350	1,350	1,350
6004022 FUEL AND HEATING SUPPLIES	23,317	25,000	16,598	25,000	25,000	25,000
6004023 BLDG AND GROUNDS SUPPLIES	0	0	553	0	0	0
6004052 UNIFORMS	2,103	3,300	7,722	3,300	3,300	3,300
6004054 SAFETY SUPPLIES	12,367	10,000	11,129	10,000	10,000	10,000
6004102 TELEPHONE EQUIPMENT	553	0	0	0	0	0
6004105 DUES AND MEMBERSHIPS	355	0	440	0	0	0
6004113 WATER AND SEWAGE CHARGES	3,434	3,500	2,324	3,500	3,500	3,500
6004115 ELECTRIC CURRENT	27,114	25,000	22,468	25,000	25,000	25,000
6004117 BUILDING AND GROUNDS EXPENSES	14,587	4,500	7,412	4,500	4,500	4,500
6004137 ADVERTISING AND PROMOTION EXPE	223	0	0	0	0	0
6004138 OTHER OPERATIONAL EXPENSES	14,750	18,320	1,958	18,320	18,320	18,320
6004162 EDUCATION AND TRAINING	750	0	220	0	0	0

REPORT:BP033

BROOME COUNTY GOVERNMENT
REVENUE AND APPROPRIATION SUMMARY
BY DEPARTMENT AND DIVISION

FUND: 3120 County Road Operating

DEPT: 29000000 Highway

DIV: 01 Highway-County Roads

Account	2021 Actuals	2022 Budget	2022 YTD Actuals As of 11/17/22	2023 Budget Requested	2023 Budget Recommended	2023 Budget Adopted
6004191 OUTSIDE RENTALS-MACHINERY	39,856	46,906	61,299	61,000	61,000	61,000
6004196 COPYING MACHINE RENTALS	1,410	2,000	470	2,000	2,000	2,000
6004200 PROPERTY LOSS	12,168	1,400	39,449	0	0	0
6004203 INSURANCE CLAIMS	0	1,768	4,468	0	0	0
6004413 OTHER HEALTH AND MEDICAL SERVI	0	1,661	0	1,661	1,661	1,661
6004504 OTHER FINANCIAL SERVICES	6,433	5,103	5,103	3,714	3,714	3,714
6004580 BAD DEBT EXPENSE	1,223,000	0	0	0	0	0
6004583 TAXES ON COUNTY PROPERTY	0	0	24	0	0	0
0000040 Contractual Expenditures Totals	2,725,795	1,257,808	1,663,706	1,387,345	1,387,345	1,387,345
0000041 Chargeback Expenses						
6004602 INSURANCE PREMIUM CHARGEBACK	307,054	323,294	242,471	334,900	334,900	334,900
6004609 DATA PROCESSING CHARGEBACKS	0	0	0	86,621	86,621	86,621
6004617 DUPLICATING/PRINTING CHARGEBAC	0	0	0	1,121	1,121	1,121
6004620 TELEPHONE CHARGEBACKS	0	0	0	6,053	6,053	6,053
6004634 Indirect Costs - Excess of Bud	166,586	0	0	0	0	0
0000041 Chargeback Expenses Totals	473,640	323,294	242,471	428,695	428,695	428,695
0000060 Principal on Indebtedness						
6006000 PRINCIPAL ON SERIAL BONDS	1,809,372	1,912,095	1,912,095	1,975,626	1,975,626	1,975,626
6006001 PRINCIPAL ON BANS	1,306,282	1,564,414	1,564,414	1,579,485	1,579,485	1,579,485
0000060 Principal on Indebtedness Totals	3,115,654	3,476,509	3,476,509	3,555,111	3,555,111	3,555,111
0000070 Interest on Indebtedness						
6007000 INTEREST ON SERIAL BONDS	615,920	506,007	506,006	414,200	414,200	414,200
6007001 INTEREST ON BANS	445,938	307,200	307,200	385,716	385,716	385,716
0000070 Interest on Indebtedness Totals	1,061,858	813,207	813,206	799,916	799,916	799,916
0000080 Employee Benefits						
6008001 STATE RETIREMENT	469,334	511,273	376,926	551,231	551,231	551,231
6008002 SOCIAL SECURITY	219,249	233,695	191,636	244,996	244,996	244,996
6008004 WORKERS COMPENSATION	128,613	129,311	96,983	149,238	149,238	149,238
6008006 LIFE INSURANCE	449	855	251	825	825	825
6008007 HEALTH INSURANCE	728,448	799,516	632,040	741,660	741,660	741,660
6008009 RETIREE HEALTH INSURANCE	793,565	816,792	410,687	865,480	865,480	865,480

BROOME COUNTY GOVERNMENT
 REVENUE AND APPROPRIATION SUMMARY
 BY DEPARTMENT AND DIVISION

FUND: 3120 County Road Operating
 DEPT: 29000000 Highway
 DIV: 01 Highway-County Roads

Account	2021 Actuals	2022 Budget	2022 YTD Actuals As of 11/17/22	2023 Budget Requested	2023 Budget Recommended	2023 Budget Adopted
6008011 UNEMPLOYMENT INSURANCE	0	0	1,690	0	0	0
6008013 HEALTH INS - RETIRE INCENTIVE	3,176	0	0	0	0	0
0000080 Employee Benefits Totals	2,342,834	2,491,442	1,710,213	2,553,430	2,553,430	2,553,430
Exp Total for Div: 2901	12,800,551	11,596,705	10,600,239	11,911,481	11,911,481	11,911,481
Total for Div: 29000000	-1,156,016	0	-2,055,081	0	0	0

REPORT:BP033

BROOME COUNTY GOVERNMENT
 REVENUE AND APPROPRIATION SUMMARY
 BY DEPARTMENT AND DIVISION

FUND: 3120 County Road Operating
 DEPT: 29000000 Highway
 DIV: 01 Highway-County Roads

Account	2021 Actuals	2022 Budget	2022 YTD Actuals As of 11/17/22	2023 Budget Requested	2023 Budget Recommended	2023 Budget Adopted
Total for Dept: 29000000	-1,156,016	0	-2,055,081	0	0	0

Public Works, Parks, Recreation and Youth Services 30020105
 Highways Road Machinery

<u>Title of Position</u>	<u>Grade/Unit</u>	2021 <u>Actuals</u>	As of July 5, 2022 Current <u>Authorized</u>	2023 <u>Requested</u>	2023 <u>Recommended</u>	2023 <u>Adopted</u>
<u>Full-Time Positions</u>						
Equipment Service Supervisor	AFSCME	1	1	1	1	1
Stores Clerk	AFSCME	2	2	2	2	2
Equipment Mechanic III *	AFSCME	6	6	7	7	7
Equipment Mechanic II	AFSCME	1	1	1	1	1
Equipment Mechanic I	AFSCME	2	2	2	2	2
Total Full-Time Positions		12	12	13	13	13
<u>Part-Time Positions</u>						
None						
Total Part-Time Positions		0	0	0	0	0
Total Positions		12	12	13	13	13

*One position transferred from DPW-Parks 43010008

REPORT:BP033

BROOME COUNTY GOVERNMENT
REVENUE AND APPROPRIATION SUMMARY
BY DEPARTMENT AND DIVISION

FUND: 3160 Road Machinery Operating
DEPT: 30000000 Road Machinery
DIV: 02 Highway-Road Machinery

Account	2021 Actuals	2022 Budget	2022 YTD Actuals As of 11/17/22	2023 Budget Requested	2023 Budget Recommended	2023 Budget Adopted
30000000 Road Machinery						
0000002 Departmental Income						
5000189 OTHER LOCAL GOVERNMENTS	834	4,000	2,388	4,000	4,000	4,000
0000002 Departmental Income Totals	834	4,000	2,388	4,000	4,000	4,000
0000003 Use of Money						
5000451 INTEREST AND EARNINGS	632	1,000	1,069	700	700	700
0000003 Use of Money Totals	632	1,000	1,069	700	700	700
0000006 Sale of Prop and Comp for Loss						
5000518 SALE OF EQUIPMENT	32,765	25,000	0	25,000	25,000	25,000
0000006 Sale of Prop and Comp for Loss Totals	32,765	25,000	0	25,000	25,000	25,000
0000007 Misc Interfund Revenues						
5000530 REFUNDS OF PRIOR YEARS EXPENDI	1,015	0	1,861	0	0	0
5000562 TRANSFER FROM GENERAL FUND	2,689,894	2,695,749	2,695,749	3,302,377	3,302,377	3,302,377
5000569 TRANSFER - DEBT SERVICE FUND	44,924	50,900	45,470	0	0	0
0000007 Misc Interfund Revenues Totals	2,735,833	2,746,649	2,743,080	3,302,377	3,302,377	3,302,377
0000008 State Aid						
5000846 CONSOLIDATED HIGHWAY AID	300,000	0	0	0	0	0
0000008 State Aid Totals	300,000	0	0	0	0	0
0000009 Federal Aid						
5000952 ARRA DEBT REIMBURSEMENT	16,195	14,392	14,392	12,518	12,518	12,518
0000009 Federal Aid Totals	16,195	14,392	14,392	12,518	12,518	12,518
Rev Total for Div: 3002	3,086,259	2,791,041	2,760,929	3,344,595	3,344,595	3,344,595

BROOME COUNTY GOVERNMENT
 REVENUE AND APPROPRIATION SUMMARY
 BY DEPARTMENT AND DIVISION

FUND: 3160 Road Machinery Operating
 DEPT: 30000000 Road Machinery
 DIV: 02 Highway-Road Machinery

Account	2021 Actuals	2022 Budget	2022 YTD Actuals As of 11/17/22	2023 Budget Requested	2023 Budget Recommended	2023 Budget Adopted
0000010 Personnel Service						
6001000 SALARIES FULL-TIME	632,210	685,761	634,576	748,870	748,870	748,870
6001003 SALARIES OVERTIME	18,946	20,000	15,577	20,000	20,000	20,000
6001004 SALARIES SHIFT DIFFERENTIAL	2,049	3,000	1,749	3,000	3,000	3,000
6001006 OUT OF TITLE PAY	892	1,500	1,419	1,500	1,500	1,500
6001009 OTHER PERSONNEL SERVICES	725	725	725	725	725	725
0000010 Personnel Service Totals	654,822	710,986	654,046	774,095	774,095	774,095
0000020 Equipment and Capital Outlay						
6002302 HEAVY TRUCKS	218,309	0	0	0	0	0
0000020 Equipment and Capital Outlay Totals	218,309	0	0	0	0	0
0000040 Contractual Expenditures						
6004006 GARAGE & SHOP OPERATIONAL SUPP	7,960	10,000	17,501	10,000	10,000	10,000
6004012 OFFICE SUPPLIES	462	1,000	1,192	1,000	1,000	1,000
6004021 BLDG MAINTENANCE SUPPLIES	3,599	3,200	3,295	3,200	3,200	3,200
6004022 FUEL AND HEATING SUPPLIES	393	500	341	500	500	500
6004023 BLDG AND GROUNDS SUPPLIES	1,302	1,500	1,235	1,500	1,500	1,500
6004040 MOTOR EQUIPMENT SUPPLIES	270,699	325,000	317,216	355,000	355,000	355,000
6004046 GAS OIL GREASE AND DIESEL FUEL	353,455	350,000	422,189	600,000	600,000	600,000
6004047 TIRES AND TUBES	48,581	50,000	14,707	55,000	55,000	55,000
6004048 MISC OPERATIONAL SUPPLIES	537	0	0	0	0	0
6004054 SAFETY SUPPLIES	2,160	2,000	998	2,000	2,000	2,000
6004100 POSTAGE AND FREIGHT	0	0	40	0	0	0
6004101 TELEPHONE	-275	0	0	0	0	0
6004102 TELEPHONE EQUIPMENT	3,874	3,000	5,535	3,000	3,000	3,000
6004117 BUILDING AND GROUNDS EXPENSES	3,909	4,000	3,358	4,000	4,000	4,000
6004130 MOTOR EQUIP REPAIRS AND MAINT	21,852	20,000	13,879	20,000	20,000	20,000
6004133 UNIFORM AND CLOTHING ALLOWANCE	3,573	3,000	4,765	3,000	3,000	3,000
6004138 OTHER OPERATIONAL EXPENSES	8,307	8,000	3,619	8,000	8,000	8,000
6004162 EDUCATION AND TRAINING	0	0	445	0	0	0
6004196 COPYING MACHINE RENTALS	990	1,200	879	1,200	1,200	1,200
6004504 OTHER FINANCIAL SERVICES	953	757	756	551	551	551
0000040 Contractual Expenditures Totals	732,331	783,157	811,950	1,067,951	1,067,951	1,067,951
0000041 Chargeback Expenses						
6004634 Indirect Costs - Excess of Bud	38,353	0	0	0	0	0

REPORT:BP033

BROOME COUNTY GOVERNMENT
REVENUE AND APPROPRIATION SUMMARY
BY DEPARTMENT AND DIVISION

FUND: 3160 Road Machinery Operating
DEPT: 30000000 Road Machinery
DIV: 02 Highway-Road Machinery

Account	2021 Actuals	2022 Budget	2022 YTD Actuals As of 11/17/22	2023 Budget Requested	2023 Budget Recommended	2023 Budget Adopted
0000041 Chargeback Expenses Totals	38,353	0	0	0	0	0
0000060 Principal on Indebtedness						
6006000 PRINCIPAL ON SERIAL BONDS	301,970	318,311	318,311	328,470	328,470	328,470
6006001 PRINCIPAL ON BANS	272,382	319,924	319,924	418,314	418,314	418,314
0000060 Principal on Indebtedness Totals	574,352	638,235	638,235	746,784	746,784	746,784
0000070 Interest on Indebtedness						
6007000 INTEREST ON SERIAL BONDS	104,825	87,422	87,422	72,946	72,946	72,946
6007001 INTEREST ON BANS	88,557	59,684	59,683	101,683	101,683	101,683
0000070 Interest on Indebtedness Totals	193,382	147,106	147,105	174,629	174,629	174,629
0000080 Employee Benefits						
6008001 STATE RETIREMENT	95,318	110,498	74,424	128,141	128,141	128,141
6008002 SOCIAL SECURITY	47,624	54,422	47,321	59,250	59,250	59,250
6008004 WORKERS COMPENSATION	38,416	38,626	28,970	44,577	44,577	44,577
6008006 LIFE INSURANCE	89	180	48	195	195	195
6008007 HEALTH INSURANCE	148,764	172,088	118,512	156,652	156,652	156,652
6008009 RETIREE HEALTH INSURANCE	127,620	135,743	75,464	192,321	192,321	192,321
6008013 HEALTH INS - RETIRE INCENTIVE	1,676	0	0	0	0	0
0000080 Employee Benefits Totals	459,507	511,557	344,739	581,136	581,136	581,136
Exp Total for Div: 3002	2,871,056	2,791,041	2,596,075	3,344,595	3,344,595	3,344,595
Total for Div: 30000000	215,203	0	164,854	0	0	0

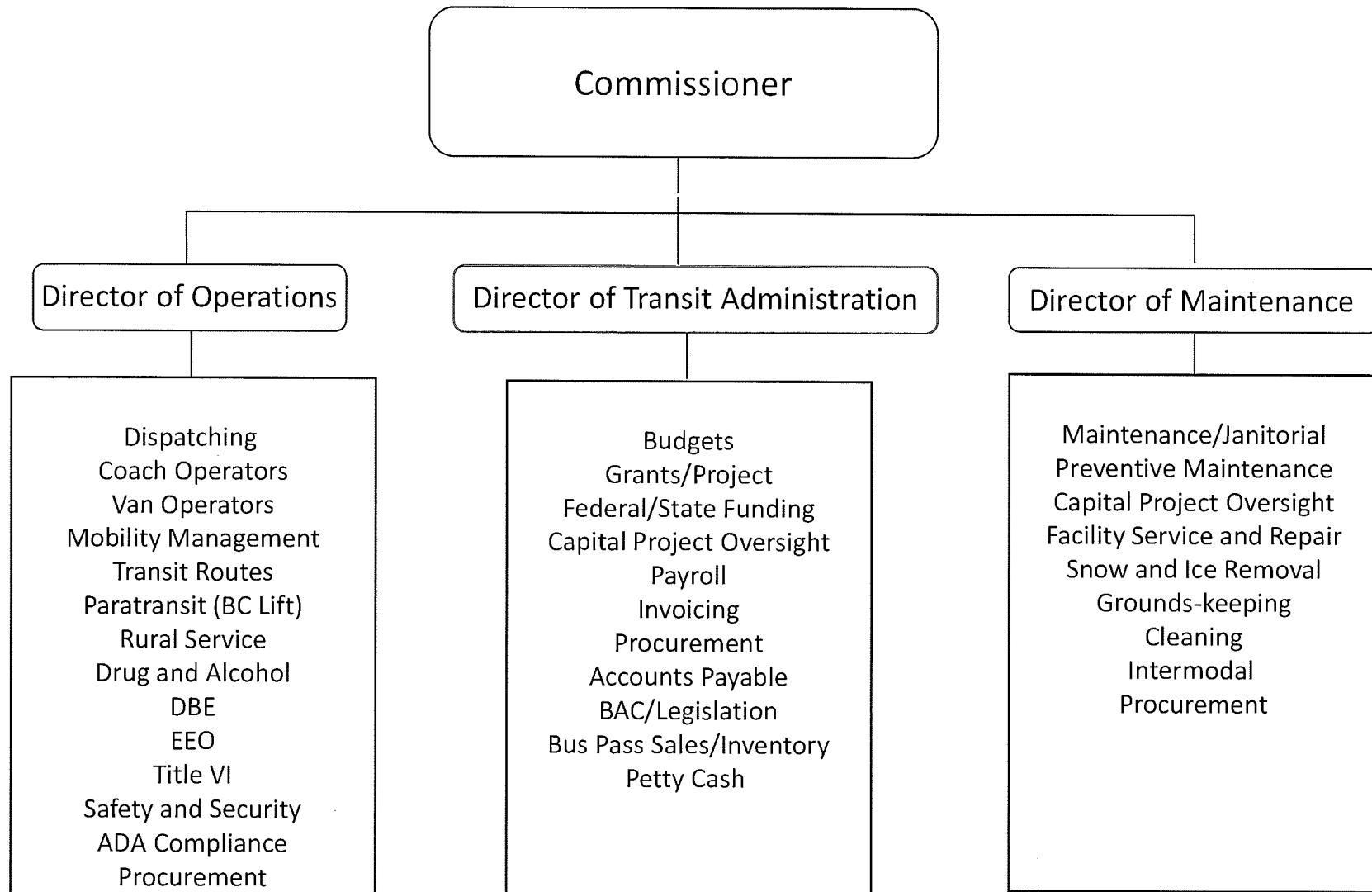
REPORT:BP033

BROOME COUNTY GOVERNMENT
REVENUE AND APPROPRIATION SUMMARY
BY DEPARTMENT AND DIVISION

FUND: 3160 Road Machinery Operating
DEPT: 30000000 Road Machinery
DIV: 02 Highway-Road Machinery

Account	2021 Actuals	2022 Budget	2022 YTD Actuals As of 11/17/22	2023 Budget Requested	2023 Budget Recommended	2023 Budget Adopted
Total for Dept: 30000000	215,203	0	164,854	0	0	0

Public Transportation



Public Transportation

Mission Statement

To provide safe, clean, reliable, and affordable public transportation to the community in the most effective and cost-efficient manner.

Description

Mass Transit has over a 150-year history in Broome County. In 1968, Broome County assumed ownership and operation of transit services from the Triple Cities Traction Corporation creating the Department of Public Transportation (aka BC Transit) by County Charter, Article X of the Broome County Charter.

BC Transit currently operates the community's Public Transportation programs including: Fixed Route (Transit), ADA mandated Paratransit Service (BC Lift), Elder Transportation (OFA Mini Bus) and Rural Demand Service (BC Country). By operating the Department of Public Transportation as an Enterprise Fund, the department generates its annual funding largely through Federal and State aid, and to a lesser extent, through ridership fare revenues.

BC Transit's main facilities are the Transit Center located at 413 Old Mill Road in the Town of Vestal and the Greater Binghamton Transportation Center located in downtown Binghamton. The Intermodal Facility leases space to Interstate Carriers Greyhound, Coach USA, OurBus, Flix Bus and Adirondack Trailways. The Department operates a network of 19 fixed routes and 2 Commuter Routes using the Intermodal (BC Junction) as a central transfer point. The Fixed Route service operates seven days a week with extended hours into the evening and requires 38 buses at peak times. BC Transit maintains a fleet of 48 wheelchair accessible transit buses for Fixed Route service, providing approximately 2.0 million rides while traveling over 2.0 million miles annually.

In 2022 BC Transit brought the BC Lift (ADA) and OFA mini bus transportation to disabled and elderly customers in the community's

urbanized area in house and no longer contracts with an outside vendor. The Department of Public Transportation also provides a rural transportation demand service program, BC Country, which combines with the BC Lift service for a total fleet of eighteen fourteen-passenger vans and provides over 35,000 rides per year to all demand service users.

2023 Objectives

- To assess post-pandemic industry ridership trends and promote the use of public transit in an effort to grow ridership to pre-pandemic levels. To adopt to new ridership trends and demands.
- To maintain the highest standards for; safe and efficient field operations, FTA, ADA and NYS/DOT compliance, and sound fiscal management.
- To aggressively continue to reduce average fleet age and vehicle operating expense. BC Transit was awarded a competitive federal grant for the purchase of 6 full battery electric (BEB) buses. These buses should be delivered in late 2023 and will be an exciting new venture into clean energy which looks to the future for all Broome County residents.
- BC Transit began installation of new bus stops throughout the service area in 2022 and hopes to finalize in 2023. This will add a cohesive appearance for all BC Transit riders.
- To maximize State/Federal funds so county share of capital is 10% or less of all capital project and continue to pursue all competitive grant opportunities.

2023 Budget Highlights

- Continued reduction from pre-pandemic levels of the County's contribution to BC Transit due to a competitive federal American Rescue Plan funding award of \$1.8 million.
- Continue to capture improved fleet productivity which should result in reducing operating costs and improving fuel economy.

Public Transportation 31010105

<u>Title of Position</u>	<u>Grade/Unit</u>	2021 <u>Actuals</u>	As of 7/5/2022 <u>Current Authorized</u>	2023 <u>Requested</u>	2023 <u>Recommended</u>	2023 <u>Adopted</u>
<u>Full-Time Positions</u>						
Commissioner of Transportation	I Admin	0	1	1	1	1
Commissioner of Transportation	G Admin	1	0	0	0	0
Director of Transit Administration	E Admin	0	1	1	1	1
Director of Transit Administration	B Admin	1	0	0	0	0
Director of Transit Operations	26 Admin	0	1	1	1	1
Director of Transit Maintenance	26 Admin	0	1	1	1	1
Director of Transit Operations	23 Admin	1	0	0	0	0
Director of Transit Maintenance	23 Admin	1	0	0	0	0
Transit Supervisor	20 BAPA	0	0	3	3	3
Transit Supervisor	18 BAPA	3	3	0	0	0
Transit Mechanic Supervisor	20 CSEA	0	0	2	2	2
Transit Mechanic Supervisor	17 CSEA	2	2	0	0	0
Mobility Manager	16 CSEA	1	1	1	1	1
Senior Dispatcher	14 CSEA	0	0	1	1	1
Principal Account Clerk	13 CSEA	1	2	2	2	2
Secretary	13 CSEA	1	1	1	1	1
Senior Dispatcher	12 CSEA	0	1	0	0	0
Dispatcher	12 CSEA	0	0	2	2	2
Transit Route Clerk	11 CSEA	0	0	1	1	1
Dispatcher	10 CSEA	2	2	0	0	0
Senior Account Clerk	9 CSEA	1	0	0	0	0
Transit Route Clerk	9 CSEA	1	1	0	0	0
Senior Clerk	8 CSEA	1	0	0	0	0
Custodial Worker	7 CSEA	2	2	2	2	2
Clerk	7 CSEA	2	1	1	1	1
Coach Operator	ATU	46	46	46	46	46
Senior Transit Mechanic	ATU	10	10	10	10	10
Transit Mechanic	ATU	1	1	1	1	1
Transit Mechanic Helper	ATU	4	4	4	4	4
Total Full-Time Positions		82	81	81	81	81
<u>Part-Time Positions</u>						
Dispatcher	12 CSEA	0	0	1	1	1
Coach Operator	ATU	14	14	14	14	14
Passenger Van Operator	ATU	10	20	20	20	20
Total Part-Time Positions		24	34	35	35	35
Total Positions		106	115	116	116	116

BROOME COUNTY GOVERNMENT
REVENUE AND APPROPRIATION SUMMARY BY DEPARTMENT

FUND: 2040 Transit Operating
DEPT: 31000000 Public Transportation

Account	2021 Actuals	2022 Budget	2022 YTD Actuals As of 11/17/22	2023 Budget Requested	2023 Budget Recommended	2023 Budget Adopted
0000002 Departmental Income						
5000126 FARES & FEES	1,028,267	1,446,000	883,870	1,646,512	1,646,512	1,646,512
5000128 ADVERTISING REVENUES	137,955	135,000	74,534	137,500	137,500	137,500
5000137 SPACE RENTAL-OTHER	178,606	214,098	188,045	228,136	228,136	228,136
5000165 MISCELLANEOUS	0	0	6	0	0	0
5000190 B C LIFT AND FARES	53,995	168,000	74,015	137,100	137,100	137,100
5000191 B C COUNTRY FARES	24,160	30,558	5,195	12,500	12,500	12,500
5000246 SUNY BROOME FARES	205,924	210,047	209,444	211,723	211,723	211,723
5000333 OTHER DEPARTMENTAL CHARGEBACK	0	1,000	1,787	1,000	1,000	1,000
5000420 SUNY - OCC. CONTRACT	451,452	647,700	538,560	647,700	647,700	647,700
5000421 BINGHAMTON SD CONTRACT	275,265	311,967	215,319	314,463	314,463	314,463
5000440 CHARGEBACK OF SERVICES PROVIDE	164,301	193,320	130,203	193,320	193,320	193,320
0000002 Departmental Income Total	2,519,925	3,357,690	2,320,978	3,529,954	3,529,954	3,529,954
0000003 Use of Money						
5000451 INTEREST AND EARNINGS	1,285	1,300	3,598	1,500	1,500	1,500
5000463 PARKING LOT	6,259	9,100	3,636	7,150	7,150	7,150
5000470 VENDING MACHINE	8,857	14,000	-6,199	12,250	12,250	12,250
0000003 Use of Money Total	16,401	24,400	1,035	20,900	20,900	20,900
0000006 Sale of Prop and Comp for Loss						
5000510 SALE OF SCRAP & EXCESS MATERIA	5,617	2,500	2,966	2,500	2,500	2,500
5000518 SALE OF EQUIPMENT	12,800	0	0	7,500	7,500	7,500
0000006 Sale of Prop and Comp for Loss Total	18,417	2,500	2,966	10,000	10,000	10,000
0000007 Misc Interfund Revenues						
5000530 REFUNDS OF PRIOR YEARS EXPENDI	8,016	0	12,292	0	0	0
5000532 PREMIUM & ACCRUED INT ON OBLIG	12,538	0	0	0	0	0
5000534 TRANSFER FROM INSURANCE RESERV	92,608	60,155	73,858	0	0	0
5000540 GAIN FROM DISPOSITION OF ASSET	1,150	0	0	0	0	0
5000545 CREDIT CARD REBATES	755	500	325	750	750	750
5000551 CHANGE IN OPEB LIABILITY	2,054,081	0	0	0	0	0
5000562 TRANSFER FROM GENERAL FUND	596,888	526,146	526,146	723,014	744,720	744,720
5000570 EARNINGS ON TEMPORARY INVESTME	44	0	0	0	0	0
0000007 Misc Interfund Revenues Total	2,766,080	586,801	612,621	723,764	745,470	745,470

REPORT:BP032

BROOME COUNTY GOVERNMENT
REVENUE AND APPROPRIATION SUMMARY BY DEPARTMENTFUND: 2040 Transit Operating
DEPT: 31000000 Public Transportation

Account	2021 Actuals	2022 Budget	2022 YTD Actuals As of 11/17/22	2023 Budget Requested	2023 Budget Recommended	2023 Budget Adopted
0000008 State Aid						
5000804 MASS TRANSIT	747,666	428,226	141,933	575,000	575,000	575,000
5000805 MASS TRANSIT SUPPLEMENTAL	4,129,722	2,695,616	2,413,215	3,800,000	3,800,000	3,800,000
5000849 BUSES/MASS TRANSP-CAPITAL PROJ	592,029	0	0	0	0	0
5000850 OTHER TRANSP-CAPITAL PROJS	1,400,715	0	0	0	0	0
0000008 State Aid Total	6,870,132	3,123,842	2,555,148	4,375,000	4,375,000	4,375,000
0000009 Federal Aid						
5000901 FEDERAL AID - OTHER	11,588	10,000	0	10,000	10,000	10,000
5000902 MASS TRANSIT	2,197,555	3,491,359	2,949,309	4,325,000	4,325,000	4,325,000
5000921 BUSES/MASS TRANSP-CAPITAL PROJ	3,099,357	0	0	0	0	0
5000952 ARRA DEBT REIMBURSEMENT	17,122	15,814	12,050	13,755	13,755	13,755
5000992 CARES ACT	3,616,903	0	0	0	0	0
5000994 TRANSPORTATION RELIEF FUNDS	0	1,948,705	1,960,146	930,000	930,000	930,000
0000009 Federal Aid Total	8,942,525	5,465,878	4,921,505	5,278,755	5,278,755	5,278,755
Rev Totals for Dept: 31000000	21,133,480	12,561,111	10,414,253	13,938,373	13,960,079	13,960,079
0000010 Personnel Service						
6001000 SALARIES FULL-TIME	4,302,285	3,937,870	3,160,237	4,329,081	4,346,085	4,346,085
6001001 SALARIES PART-TIME	647,790	1,260,830	657,939	1,332,359	1,332,359	1,332,359
6001002 SALARIES TEMPORARY	27,598	0	7,583	0	0	0
6001003 SALARIES OVERTIME	175,721	132,674	235,808	163,141	163,141	163,141
6001004 SALARIES SHIFT DIFFERENTIAL	12,891	10,200	10,783	34,801	34,801	34,801
0000010 Personnel Service Totals	5,166,285	5,341,574	4,072,350	5,859,382	5,876,386	5,876,386
0000040 Contractual Expenditures						
6004010 BOOKS AND SUBSCRIPTIONS	0	300	0	300	300	300
6004011 DUPLICATING AND PRINTING RM SU	0	1,000	0	1,000	1,000	1,000
6004012 OFFICE SUPPLIES	4,866	3,000	3,601	3,500	3,500	3,500
6004020 DPW BLDG SERVICE SUPPLIES	0	200	0	200	200	200

BROOME COUNTY GOVERNMENT
REVENUE AND APPROPRIATION SUMMARY BY DEPARTMENT

FUND: 2040 Transit Operating
DEPT: 31000000 Public Transportation

Account	2021 Actuals	2022 Budget	2022 YTD Actuals As of 11/17/22	2023 Budget Requested	2023 Budget Recommended	2023 Budget Adopted
6004021 BLDG MAINTENANCE SUPPLIES	17,843	11,500	28,676	12,500	12,500	12,500
6004022 FUEL AND HEATING SUPPLIES	28,296	48,000	27,825	55,200	55,200	55,200
6004023 BLDG AND GROUNDS SUPPLIES	24,110	20,000	15,896	21,000	21,000	21,000
6004040 MOTOR EQUIPMENT SUPPLIES	449,305	350,000	401,451	400,000	400,000	400,000
6004045 TRAINING AND EDUCATIONAL SUPPL	7,975	650	0	650	650	650
6004046 GAS OIL GREASE AND DIESEL FUEL	767,792	1,100,000	1,154,636	1,672,500	1,672,500	1,672,500
6004047 TIRES AND TUBES	65,186	69,765	56,124	75,000	75,000	75,000
6004048 MISC OPERATIONAL SUPPLIES	44,350	57,000	46,432	57,000	57,000	57,000
6004052 UNIFORMS	7,247	12,500	4,130	10,000	10,000	10,000
6004054 SAFETY SUPPLIES	2,857	3,000	2,940	3,000	3,000	3,000
6004100 POSTAGE AND FREIGHT	389	500	313	500	500	500
6004101 TELEPHONE	18,983	27,817	17,214	27,817	27,817	27,817
6004105 DUES AND MEMBERSHIPS	4,085	3,000	6,390	3,750	3,750	3,750
6004106 GENERAL OFFICE EXPENSES	0	200	-29	200	200	200
6004112 BLDG GROUNDS AND EQUIP REPAIR	9,938	13,500	19,607	13,500	13,500	13,500
6004113 WATER AND SEWAGE CHARGES	12,221	20,500	10,653	20,500	20,500	20,500
6004115 ELECTRIC CURRENT	60,373	72,500	41,423	83,375	83,375	83,375
6004117 BUILDING AND GROUNDS EXPENSES	72,407	48,500	39,858	48,500	48,500	48,500
6004121 LAUNDRY AND DRY CLEANING EXPEN	12,555	13,000	10,881	13,000	13,000	13,000
6004130 MOTOR EQUIP REPAIRS AND MAINT	114,817	57,000	359,963	98,000	98,000	98,000
6004136 OPERATIONAL EQUIPMENT REPAIRS	0	1,500	0	1,500	1,500	1,500
6004137 ADVERTISING AND PROMOTION EXPE	10,142	25,000	8,025	25,000	25,000	25,000
6004138 OTHER OPERATIONAL EXPENSES	220,802	74,680	8,944	75,000	75,000	75,000
6004144 DIAL-A-BUS-HANDICAPPED	444,203	356,265	0	0	0	0
6004160 MILEAGE AND PARKING-LOCAL	0	50	0	50	50	50
6004161 TRAVEL HOTEL AND MEALS	2,500	8,500	3,975	8,500	8,500	8,500
6004162 EDUCATION AND TRAINING	2,235	1,500	0	1,500	1,500	1,500
6004165 ADVISORY BD/TRUSTEES EXPENSES	780	800	720	800	800	800
6004169 DAY TRIP MEAL REIMBURSEMENT	0	50	80	50	50	50
6004192 SOFTWARE MAINTENANCE	88	6,200	0	6,200	6,200	6,200
6004196 COPYING MACHINE RENTALS	546	2,242	1,585	2,242	2,242	2,242
6004200 PROPERTY LOSS	517	1,400	5,759	0	0	0
6004203 INSURANCE CLAIMS	91,940	58,755	68,099	0	0	0
6004400 MEDICAL AND PHYSICAL EXAMS	6,961	5,000	4,480	5,000	5,000	5,000
6004504 OTHER FINANCIAL SERVICES	1,003	831	632	605	605	605
0000040 Contractual Expenditures Totals	2,507,312	2,476,205	2,350,283	2,747,439	2,747,439	2,747,439
0000041 Chargeback Expenses						
6004602 INSURANCE PREMIUM CHARGEBACK	219,443	219,464	164,598	238,280	238,280	238,280
6004604 DPW SECURITY CHARGEBACKS	232,160	242,657	121,329	276,381	276,381	276,381
6004606 TELEPHONE BILLING ACCOUNT	0	0	0	20,929	20,929	20,929

REPORT:BP032

BROOME COUNTY GOVERNMENT
REVENUE AND APPROPRIATION SUMMARY BY DEPARTMENT

FUND: 2040 Transit Operating

DEPT: 31000000 Public Transportation

Account	2021 Actuals	2022 Budget	2022 YTD Actuals As of 11/17/22	2023 Budget Requested	2023 Budget Recommended	2023 Budget Adopted
6004609 DATA PROCESSING CHARGEBACKS	0	0	0	184,543	184,543	184,543
6004614 OTHER CHARGEBACK EXPENSES	0	0	2,835	2,133	2,133	2,133
6004617 DUPLICATING/PRINTING CHARGEBAC	0	0	0	16,706	16,706	16,706
6004618 OFFICE SUPPLIES CHARGEBACK	0	0	0	844	844	844
6004619 BUILDING SERVICE CHARGEBACK	95,706	90,820	44,561	98,400	98,400	98,400
6004634 Indirect Costs - Excess of Bud	596,888	0	0	0	0	0
0000041 Chargeback Expenses Totals	1,144,197	552,941	333,323	838,216	838,216	838,216
0000042 Depreciation						
6004801 DEPRECIATION - BUILDINGS	579,044	0	0	0	0	0
6004803 DEPRECIATION - IMPROV O/T BLDG	161,190	0	16,088	0	0	0
6004804 DEPRECIATION - MOTOR VEHICLES	2,176,235	0	-333	0	0	0
6004805 DEPRECIATION - MACHINERY & EQU	108,823	0	3,375	0	0	0
0000042 Depreciation Totals	3,025,292	0	19,130	0	0	0
0000060 Principal on Indebtedness						
6006000 PRINCIPAL ON SERIAL BONDS	0	223,650	223,650	231,935	231,935	231,935
6006001 PRINCIPAL ON BANS	0	147,585	0	175,402	175,402	175,402
0000060 Principal on Indebtedness Totals	0	371,235	223,650	407,337	407,337	407,337
0000070 Interest on Indebtedness						
6007000 INTEREST ON SERIAL BONDS	62,612	53,476	41,231	40,793	40,793	40,793
6007001 INTEREST ON BANS	17,116	14,705	4,834	24,980	24,980	24,980
6007005 INTEREST ON CAPITAL LEASE	124	0	0	0	0	0
0000070 Interest on Indebtedness Totals	79,852	68,181	46,065	65,773	65,773	65,773
0000080 Employee Benefits						
6008001 STATE RETIREMENT	681,149	756,177	619,824	936,154	939,555	939,555
6008002 SOCIAL SECURITY	372,274	411,496	291,085	452,552	453,853	453,853
6008004 WORKERS COMPENSATION	586,546	523,377	392,533	431,651	431,651	431,651
6008005 WORKERS COMP LT LIABILITY	-108,153	0	0	0	0	0
6008006 LIFE INSURANCE	791	1,620	479	1,695	1,695	1,695
6008007 HEALTH INSURANCE	880,916	923,787	780,159	1,027,942	1,027,942	1,027,942
6008009 RETIREE HEALTH INSURANCE	1,034,700	1,133,374	543,463	1,169,000	1,169,000	1,169,000
6008010 DISABILITY INSURANCE	865	1,144	757	1,232	1,232	1,232

REPORT:BP032

BROOME COUNTY GOVERNMENT
 REVENUE AND APPROPRIATION SUMMARY BY DEPARTMENT

FUND: 2040 Transit Operating
 DEPT: 31000000 Public Transportation

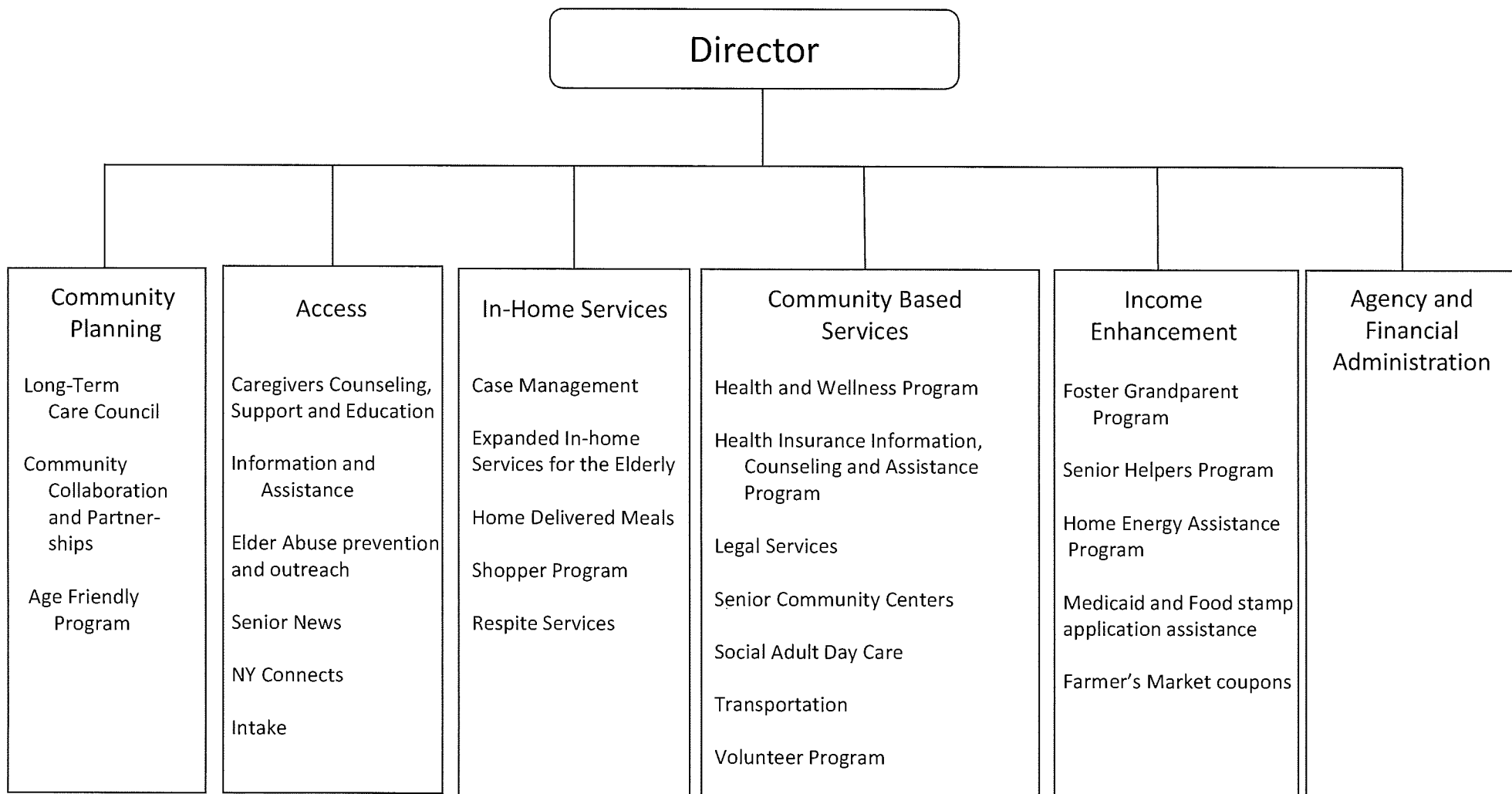
Account	2021 Actuals	2022 Budget	2022 YTD Actuals As of 11/17/22	2023 Budget Requested	2023 Budget Recommended	2023 Budget Adopted
6008011 UNEMPLOYMENT INSURANCE	0	0	28,919	0	0	0
6008015 PENSION EXPENSE	286,360	0	0	0	0	0
6008016 CHANGE IN PENSION LIABILITY	-753,167	0	0	0	0	0
0000080 Employee Benefits Totals	2,982,281	3,750,975	2,657,219	4,020,226	4,024,928	4,024,928
Exp Totals for Dept: 31000000	14,905,219	12,561,111	9,702,020	13,938,373	13,960,079	13,960,079
Total for Dept: 31000000	6,228,261	0	712,233	0	0	0

This page is intentionally left blank

Economic Assistance and Opportunity

<u>Department/Division</u>	<u>Page</u>
Office for Aging	306
Social Services	
Central Administration	313
Administrative Services	322
Support Services	326
Certification	332
Services	338
Social Service Programs	343
Veterans Services	349

Office for Aging



Office for Aging

Mission Statement

The mission of the Broome County Office for Aging is to improve and enrich the quality of life for all older persons residing in Broome County. The Broome County Office for Aging:

- ✓ Promotes the dignity and independence of the older person.
- ✓ Ensures comprehensive and coordinated services are readily available.
- ✓ Encourages age friendly county wide planning.
- ✓ Fosters public awareness of the value and contribution of older persons to the community.

Description

The Broome County Office for Aging is one of 59 area agencies on aging in New York State. The agency is a dedicated focal point for information, advocacy, and coordination of aging services. Services are provided directly by the agency and through contracts with 19 community organizations. Through several locations and programs, the Office for Aging annually provides services to 25% of the senior population of the County.

The Office for Aging services falls into five main categories.

- Access
Caregiver Counseling and Support, NY Connects, Information and Assistance, Intake, Elder Abuse Prevention and Outreach and *Senior News* monthly newsletter.
- In-Home Services
Case Management, Expanded In-home Services for the Elderly, Home Delivered Meals and Shopper Program, Respite Services.
- Community Based Services
Health and Wellness Programs, Health Insurance Information, Counseling and Assistance Program, Legal

Services, Senior Community Centers, Social Adult Day Care, Transportation and the Volunteer Program.

- Income Enhancement
Senior Helpers Program, Foster Grandparent Program, Medicaid and Food Stamp application assistance, Farmers Market coupons, and Home Energy Assistance Program (HEAP).
- Community Planning
Long-term Care Council, community collaborations and partnership, and age friendly planning.

2023 Objectives

- To move forward developing services and supports in the unmet areas of in-home services such as increasing respite options, technology usage in older adult homes and aide support as well as reducing social isolation.
- To move forward in developing business cases to bring in additional revenue sources from Managed Medicare companies and continue to outsource skilled case management services.
- To continue our outreach efforts to assure we are reaching those who are most in need of service, including those who are frail, low income, minority, isolated, vulnerable and those who are caregivers of seniors within our community.
- To continue to increase post pandemic programming and overall volunteer participation at the senior centers, in the Foster Grandparent Program and adult day program.
- To continue to move forward with addressing transportation needs within rural areas and to the urban core from rural areas.

2023 Budget Highlights

- The mortgage tax, Office for Aging's dedicated revenue stream, continues to be consistent and we have projected accordingly. The department is submitting a budget for 2023 that increases the net county support from 2022, while maintaining current service levels to the older population of Broome County. This was achieved by looking closely at each grant budget, along with utilizing some Federal American Rescue Plan funding. A large portion of the stimulus dollars is being used for additional services to older adults struggling with post-pandemic life and trying to return to normalcy.
- The submitted budget includes projected contributions and billed revenues that have not returned to pre-pandemic levels due to the financial difficulties of service recipients and lower service levels in some programs that OFA administers.

Office for Aging 34010006

<u>Title of Position</u>	<u>Grade/Unit</u>	2021 <u>Actuals</u>	As of July 5,2022 <u>Current Authorized</u>	2023 <u>Requested</u>	2023 <u>Recommended</u>	2023 <u>Adopted</u>
<u>Full-Time Positions</u>						
Director of OFA	F Admin	1	1	1	1	1
Fiscal Services Administrator	24 Admin	1	1	1	1	1
Caseworker	16 CSEA	1	1	1	1	1
Secretary	13 CSEA	1	1	1	1	1
Account Clerk	7 CSEA	1	1	1	1	1
Total Full-Time Positions		5	5	5	5	5
<u>Part-Time Positions</u>						
Senior Account Clerk	9 CSEA	1	1	1	1	1
Leisure Time Activities Leader	7 CSEA	1	1	1	1	1
Total Part-Time Positions		2	2	2	2	2
Total Positions		7	7	7	7	7

REPORT:BP032

BROOME COUNTY GOVERNMENT
REVENUE AND APPROPRIATION SUMMARY BY DEPARTMENT

FUND: 1010 General Operating
DEPT: 34000000 Office for Aging

Account	2021 Actuals	2022 Budget	2022 YTD Actuals As of 11/17/22	2023 Budget Requested	2023 Budget Recommended	2023 Budget Adopted
0000002 Departmental Income						
5000106 MORTGAGE TAX	1,848,901	1,125,000	1,713,931	1,125,000	1,125,000	1,125,000
5000307 CENTRAL SERVICES CHARGES	-3	0	0	0	0	0
5000324 OFA CHARGEBACKS 1-3	167,555	154,526	106,442	152,590	152,590	152,590
0000002 Departmental Income Total	2,016,453	1,279,526	1,820,373	1,277,590	1,277,590	1,277,590
0000007 Misc Interfund Revenues						
5000530 REFUNDS OF PRIOR YEARS EXPENDI	1,514	0	2,438	0	0	0
5000545 CREDIT CARD REBATES	245	0	217	0	0	0
5000546 Trust Account Inflows	6,886	0	0	0	0	0
0000007 Misc Interfund Revenues Total	8,645	0	2,655	0	0	0
Rev Totals for Dept: 34000000	2,025,098	1,279,526	1,823,028	1,277,590	1,277,590	1,277,590
0000010 Personnel Service						
6001000 SALARIES FULL-TIME	264,746	260,940	201,095	259,400	272,778	272,778
6001001 SALARIES PART-TIME	42,443	46,776	37,989	48,169	48,169	48,169
6001002 SALARIES TEMPORARY	8,302	0	0	0	0	0
0000010 Personnel Service Totals	315,491	307,716	239,084	307,569	320,947	320,947
0000040 Contractual Expenditures						
6004010 BOOKS AND SUBSCRIPTIONS	238	250	281	261	261	261
6004012 OFFICE SUPPLIES	0	2,741	1,572	2,865	2,865	2,865
6004021 BLDG MAINTENANCE SUPPLIES	31	500	270	600	600	600
6004022 FUEL AND HEATING SUPPLIES	12,919	13,100	9,902	18,200	18,200	18,200
6004023 BLDG AND GROUNDS SUPPLIES	0	550	1,883	550	550	550
6004048 MISC OPERATIONAL SUPPLIES	13	833	763	900	900	900
6004100 POSTAGE AND FREIGHT	0	0	18	0	0	0
6004101 TELEPHONE	4,134	4,465	3,587	4,650	4,650	4,650
6004105 DUES AND MEMBERSHIPS	698	675	0	900	900	900
6004106 GENERAL OFFICE EXPENSES	0	728	0	750	750	750
6004113 WATER AND SEWAGE CHARGES	1,175	1,550	1,126	1,745	1,745	1,745
6004115 ELECTRIC CURRENT	16,066	21,237	14,596	27,287	27,287	27,287

BROOME COUNTY GOVERNMENT
REVENUE AND APPROPRIATION SUMMARY BY DEPARTMENT

FUND: 1010 General Operating
DEPT: 34000000 Office for Aging

Account	2021 Actuals	2022 Budget	2022 YTD Actuals As of 11/17/22	2023 Budget Requested	2023 Budget Recommended	2023 Budget Adopted
6004117 BUILDING AND GROUNDS EXPENSES	22,197	28,727	21,888	31,095	31,095	31,095
6004137 ADVERTISING AND PROMOTION EXPE	0	50	0	0	0	0
6004138 OTHER OPERATIONAL EXPENSES	1,699	1,859	1,085	2,110	2,110	2,110
6004139 Trust Account Outflows	6,469	0	0	0	0	0
6004165 ADVISORY BD/TRUSTEES EXPENSES	125	125	312	125	125	125
6004196 COPYING MACHINE RENTALS	2,347	3,924	3,682	3,924	3,924	3,924
0000040 Contractual Expenditures Totals	68,111	81,314	60,965	95,962	95,962	95,962
0000041 Chargeback Expenses						
6004602 INSURANCE PREMIUM CHARGEBACK	4,684	6,050	4,537	7,877	7,877	7,877
6004606 TELEPHONE BILLING ACCOUNT	0	0	0	6,736	6,736	6,736
6004609 DATA PROCESSING CHARGEBACKS	0	0	0	117,430	117,430	117,430
0000041 Chargeback Expenses Totals	4,684	6,050	4,537	132,043	132,043	132,043
0000060 Principal on Indebtedness						
6006008 PRINCIPAL ON CAPITAL LEASE	2,056	0	0	0	0	0
0000060 Principal on Indebtedness Totals	2,056	0	0	0	0	0
0000070 Interest on Indebtedness						
6007005 INTEREST ON CAPITAL LEASE	476	0	0	0	0	0
0000070 Interest on Indebtedness Totals	476	0	0	0	0	0
0000080 Employee Benefits						
6008001 STATE RETIREMENT	37,138	45,202	31,087	50,187	52,862	52,862
6008002 SOCIAL SECURITY	22,078	23,538	16,770	23,528	24,551	24,551
6008004 WORKERS COMPENSATION	5,170	4,353	3,302	2,334	2,334	2,334
6008006 LIFE INSURANCE	49	105	27	105	105	105
6008007 HEALTH INSURANCE	62,072	61,948	41,948	65,839	65,839	65,839
6008009 RETIREE HEALTH INSURANCE	442,897	504,796	335,911	543,433	543,433	543,433
6008010 DISABILITY INSURANCE	326	440	301	440	440	440
6008013 HEALTH INS - RETIRE INCENTIVE	5,470	0	0	0	0	0
0000080 Employee Benefits Totals	575,200	640,382	429,346	685,866	689,564	689,564

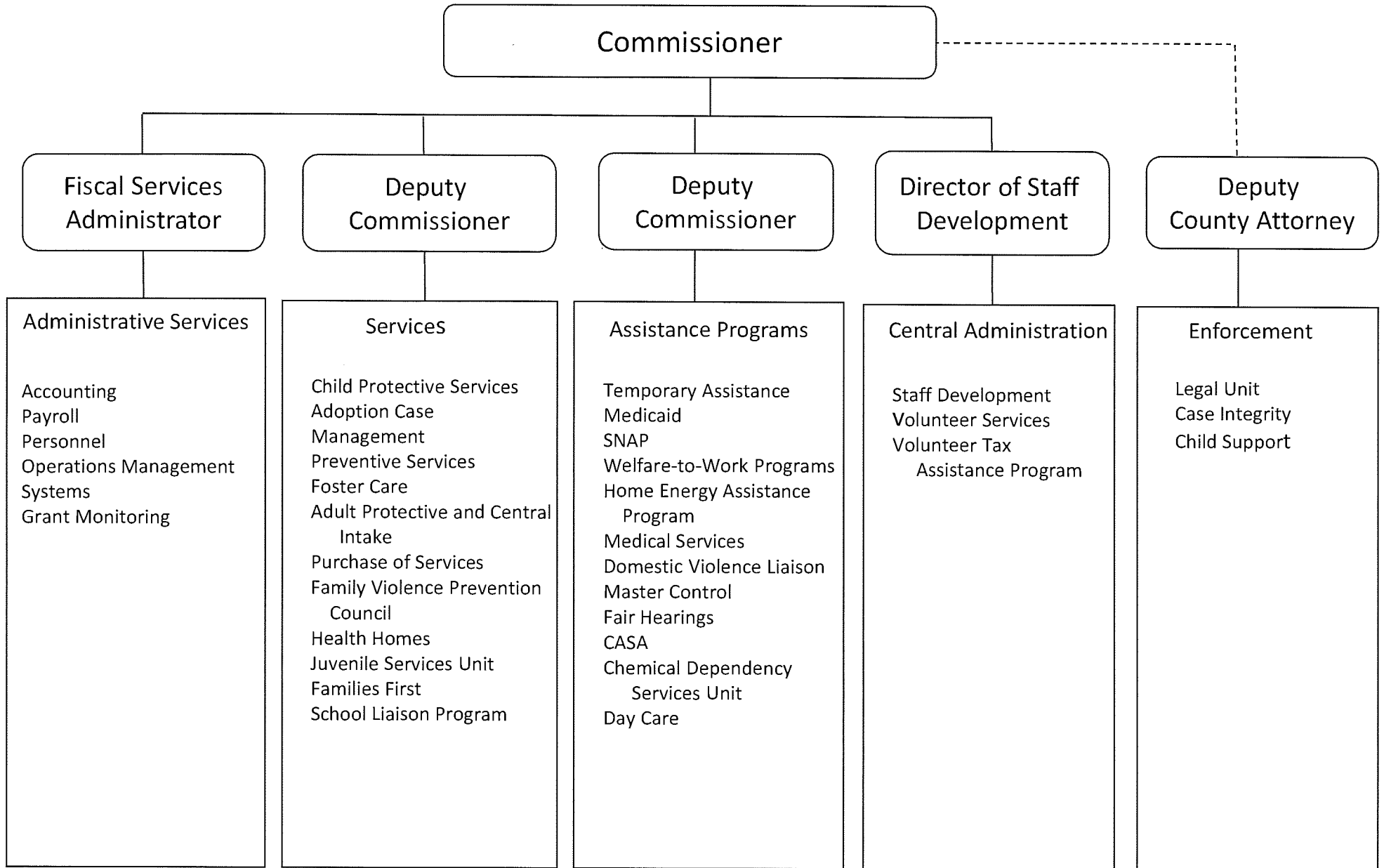
REPORT:BP032

BROOME COUNTY GOVERNMENT
REVENUE AND APPROPRIATION SUMMARY BY DEPARTMENT

FUND: 1010 General Operating
DEPT: 34000000 Office for Aging

Account	2021 Actuals	2022 Budget	2022 YTD Actuals As of 11/17/22	2023 Budget Requested	2023 Budget Recommended	2023 Budget Adopted
0000090 Transfers						
6009002 TRANSFER TO GRANT FUND	872,273	870,926	870,926	978,373	978,373	978,373
0000090 Transfers Totals	872,273	870,926	870,926	978,373	978,373	978,373
Exp Totals for Dept: 34000000	1,838,291	1,906,388	1,604,858	2,199,813	2,216,889	2,216,889
Total for Dept: 34000000	186,807	-626,862	218,170	-922,223	-939,299	-939,299

Social Services



Social Services

Central Administration – 35020006

Mission Statement

Staff Development

The Staff Development, Planning, and Volunteer Services Unit are committed to improving the organization through its employees and to provide services and resources that enable the organization to realize its goals. This division is results-oriented and focuses on continuous improvement in training, planning, and volunteer services.

Family Violence Prevention Council

The mission of the Family Violence Prevention Council is to reduce the incidence and severity of family violence in Broome County including child abuse and neglect, domestic violence, and elder abuse by developing and implementing a comprehensive, coordinated community program for preventing, as well as identifying, assessing, and treating all forms of family violence.

Operations

The Operations Unit is committed to providing quality service and support to the staff and customers of the organization. This unit focuses on continuous improvement in safety and environmental concerns for the organization.

Description

Staff Development

The Staff Development and Planning Unit are in Suite 203 on the second floor of the Main Street office and serve all employees of the

department. The development and maintenance of the department's educational program is a major function of the unit. In addition to the specific duties performed by the unit related to training, planning, and volunteer services, the unit is considered the lead office for major initiatives such as process re-engineering, grant writing, organizational communication, and team facilitation.

Family Violence Prevention Council

The Family Violence Prevention Council office and staff are located on the third floor of the Thomas P. Hoke Human Services Building. There are approximately forty members of the Council and an additional group of volunteers that are members to the ten standing committees of the Council. Members of the Council serve a three-year term and the council meets at least six times per year. The function of the Council is to provide interagency collaboration, community and professional education, program development, and advocacy.

Operations

The Operations Office is located on the second floor of the Main Street office and serves all employees of the department. Operations include janitorial, maintenance, and courier and mail service, as well as scheduling and maintenance of the agency fleet for staff use in local and out of County travel. Operations tracks and maximizes fleet operations and monitors conditions for safety, security, and cleanliness. In addition, facility projects are coordinated with the landlord, the Department of Public Works, and vendors.

2023 Objectives

Staff Development

Training

- Provide mandatory training programs to all new employees.
- Maintain educational opportunities for employees through SUNY Broome and Binghamton University.
- Provide optimum uses of electronic communication options throughout the training curriculum.

Volunteer Services

- Maintain and/or increase the current level of volunteer service to the department.

Family Violence Prevention Council

The Council has five functions.

Interagency Coordination and Management of Cases

Provide interagency coordination to maximize institutional responses to family violence by encouraging and/or developing mechanisms to facilitate sharing of information among agencies and coordinating the management of cases.

Program Development

Encourage and support the coordinated development of programs and services to provide prompt professional crisis intervention, treatment, and prevention services for family violence. The council will review and assess community needs and develop and implement a plan to address those needs.

Training of Professionals

Facilitate early intervention in instances of suspected family violence by supporting and/or providing training for all professionals to increase their skills in identification/assessment, reporting/referral procedures, and appropriate responses.

Community Education

To facilitate the expansion, development, and implementation of education and public information programs designed to inform the community of critical family violence issues, heighten community awareness of resources available to prevent and treat family violence, promote community support for actions directed toward preventing, and responding to family violence.

Advocacy

To affect the formulation of local, state, and federal policy and legislation relating to all aspects of family violence including funding for programs.

The work of the ten committees focuses on these functions.

Operations

- Maximize the high level of fleet usage.
- Purge and destroy old documents and provide for high-density filing systems.

2023 Budget HighlightsStaff Development

- None.

Family Violence Prevention Council

- None.

Operations

- None.

Social Services 35020006
Central Administration

<u>Title of Position</u>	<u>Grade/Unit</u>	2021 <u>Actuals</u>	As of	2023 <u>Requested</u>	2023 <u>Recommended</u>	2023 <u>Adopted</u>
			October 1, 2022 Current <u>Authorized</u>			
<u>Full-Time Positions</u>						
Commissioner of Social Services*	J Admin	1	1	1	1	1
Staff Development Director	21 BAPA	1	1	1	1	1
Family Violence Prevention Coordinator	22 CSEA	1	1	1	1	1
Staff Development Specialist	17 CSEA	1	1	1	1	1
Senior Social Services Examiner**	15 CSEA	0	1	0	0	0
Secretary	13 CSEA	1	1	1	1	1
Social Services Operations Coordinator	13 CSEA	1	1	1	1	1
Senior Social Services Examiner	13 CSEA	1	0	0	0	0
Courier	9 CSEA	1	1	1	1	1
Keyboard Specialist	8 CSEA	1	1	1	1	1
Custodial Worker	AFSCME	2	2	2	2	2
Total Full-Time Positions		11	11	10	10	10
<u>Part-Time Positions</u>						
Keyboard Specialist	8 CSEA	1	1	1	1	1
Total Part-Time Positions		1	1	1	1	1
Total Positions		12	12	11	11	11

* One position shared with and partially funded by the Mental Health Department

**One position moved to Social Services Certification 35030006

REPORT:BP033

BROOME COUNTY GOVERNMENT
REVENUE AND APPROPRIATION SUMMARY
BY DEPARTMENT AND DIVISION

FUND: 1010 General Operating
DEPT: 35000000 Social Services
DIV: 02 Soc Svcs-Central Admin

Account	2021 Actuals	2022 Budget	2022 YTD Actuals As of 11/17/22	2023 Budget Requested	2023 Budget Recommended	2023 Budget Adopted
0000002 Departmental Income						
5000152 REPAYMENTS OF TANF	1,203,505	1,151,714	956,187	1,194,291	1,194,291	1,194,291
5000156 REPAYMENTS OF SAFETY NET	385,479	454,091	260,238	405,806	405,806	405,806
5000183 MISCELLANEOUS CONTRIBUTIONS	20,458	0	13,504	0	0	0
5000331 CHARGEBACK TO GRANTS	341,347	387,576	255,163	440,526	440,526	440,526
5000333 OTHER DEPARTMENTAL CHARGEBACK	47,886	54,744	39,858	63,061	24,312	24,312
5000426 MISCELLANEOUS	2,260	2,497	1,285	1,210	1,210	1,210
0000002 Departmental Income Totals	2,000,935	2,050,622	1,526,235	2,104,894	2,066,145	2,066,145
0000003 Use of Money						
5000451 INTEREST AND EARNINGS	40,370	36,693	31,043	37,883	37,883	37,883
5000470 VENDING MACHINE	2,128	2,664	0	2,626	2,626	2,626
0000003 Use of Money Totals	42,498	39,357	31,043	40,509	40,509	40,509
0000007 Misc Interfund Revenues						
5000530 REFUNDS OF PRIOR YEARS EXPENDI	9,874	0	10,356	0	0	0
5000533 UNCLASSIFIED REVENUES	21,192	28,535	24,316	24,449	24,449	24,449
5000534 TRANSFER FROM INSURANCE RESERV	3,515	18,000	19,862	0	0	0
5000545 CREDIT CARD REBATES	164	0	158	0	0	0
5000546 Trust Account Inflows	371	0	0	0	0	0
0000007 Misc Interfund Revenues Totals	35,116	46,535	54,692	24,449	24,449	24,449
0000008 State Aid						
5000855 SOCIAL SERVICES ADMINISTRATION	4,554,085	6,892,686	3,221,184	7,214,434	7,214,434	7,214,434
0000008 State Aid Totals	4,554,085	6,892,686	3,221,184	7,214,434	7,214,434	7,214,434
0000009 Federal Aid						
5000925 SOCIAL SERVICES ADMINISTRATION	9,394,735	10,343,550	7,533,168	10,761,004	10,761,004	10,761,004
5000926 A 87 FEDERAL REVENUE	674,657	632,519	461,813	588,092	588,092	588,092
5000992 CARES ACT	958,552	0	576,074	0	0	0
5000993 AMERICAN RESCUE PLAN ACT-ARPA	56,468	0	102,566	0	0	0
0000009 Federal Aid Totals	11,084,412	10,976,069	8,673,621	11,349,096	11,349,096	11,349,096

BROOME COUNTY GOVERNMENT
 REVENUE AND APPROPRIATION SUMMARY
 BY DEPARTMENT AND DIVISION

FUND: 1010 General Operating
 DEPT: 35000000 Social Services
 DIV: 02 Soc Svcs-Central Admin

Account	2021 Actuals	2022 Budget	2022 YTD Actuals As of 11/17/22	2023 Budget Requested	2023 Budget Recommended	2023 Budget Adopted
Rev Total for Div: 3502	17,717,046	20,005,269	13,506,775	20,733,382	20,694,633	20,694,633
0000010 Personnel Service						
6001000 SALARIES FULL-TIME	549,802	573,046	453,311	535,657	554,493	554,493
6001001 SALARIES PART-TIME	6,788	13,633	11,081	13,898	13,898	13,898
6001009 OTHER PERSONNEL SERVICES	600	600	600	600	600	600
0000010 Personnel Service Totals	557,190	587,279	464,992	550,155	568,991	568,991
0000040 Contractual Expenditures						
6004010 BOOKS AND SUBSCRIPTIONS	766	1,500	282	1,500	1,500	1,500
6004012 OFFICE SUPPLIES	5,490	10,000	5,163	10,000	10,000	10,000
6004022 FUEL AND HEATING SUPPLIES	14,018	15,970	14,193	17,270	17,270	17,270
6004023 BLDG AND GROUNDS SUPPLIES	7,908	17,000	12,356	17,000	17,000	17,000
6004045 TRAINING AND EDUCATIONAL SUPPL	3,192	3,500	2,262	3,500	3,500	3,500
6004046 GAS OIL GREASE AND DIESEL FUEL	182	3,000	1,103	3,000	3,000	3,000
6004048 MISC OPERATIONAL SUPPLIES	0	0	310	0	0	0
6004054 SAFETY SUPPLIES	289	400	1,228	400	400	400
6004056 COMPUTER EQUIPMENT(NON CAPITAL	10,576	0	0	0	0	0
6004100 POSTAGE AND FREIGHT	235	250	775	250	250	250
6004101 TELEPHONE	4,433	5,000	3,620	5,000	5,000	5,000
6004105 DUES AND MEMBERSHIPS	370	6,018	6,143	6,187	6,187	6,187
6004106 GENERAL OFFICE EXPENSES	4,302	3,500	4,678	3,500	3,500	3,500
6004111 BUILDING AND LAND RENTAL	889,537	907,328	831,717	925,474	925,474	925,474
6004115 ELECTRIC CURRENT	78,030	91,238	63,638	87,235	87,235	87,235
6004117 BUILDING AND GROUNDS EXPENSES	20,325	24,886	17,234	27,442	27,442	27,442
6004137 ADVERTISING AND PROMOTION EXPE	514	500	949	500	500	500
6004138 OTHER OPERATIONAL EXPENSES	309	1,000	1,158	1,000	1,000	1,000
6004139 Trust Account Outflows	1,475	0	0	0	0	0
6004160 MILEAGE AND PARKING-LOCAL	0	210	723	210	210	210
6004161 TRAVEL HOTEL AND MEALS	0	2,000	1,808	2,000	2,000	2,000
6004162 EDUCATION AND TRAINING	735	1,000	1,856	1,000	1,000	1,000
6004164 NON-EMPLOYEE TRAVEL HOTEL & ME	5,423	5,742	1,860	8,370	8,370	8,370
6004168 OTHER PERSONNEL EXPENSES	85	120	120	120	120	120
6004169 DAY TRIP MEAL REIMBURSEMENT	0	100	20	100	100	100
6004196 COPYING MACHINE RENTALS	21,305	29,334	29,854	29,334	29,334	29,334
6004200 PROPERTY LOSS	3,515	0	1,862	0	0	0
6004203 INSURANCE CLAIMS	0	18,000	18,000	0	0	0

REPORT:BP033

BROOME COUNTY GOVERNMENT
REVENUE AND APPROPRIATION SUMMARY
BY DEPARTMENT AND DIVISION

FUND: 1010 General Operating
DEPT: 35000000 Social Services
DIV: 02 Soc Svcs-Central Admin

Account	2021 Actuals	2022 Budget	2022 YTD Actuals As of 11/17/22	2023 Budget Requested	2023 Budget Recommended	2023 Budget Adopted
6004500 ACCTG AND COST ALLOCATION SERV	7,000	7,000	7,000	7,000	7,000	7,000
6004573 OTHER FEES FOR SERVICES	40,000	65,000	22,500	65,000	65,000	65,000
6005003 DISCOVERY CENTER	5,000	5,000	0	5,000	0	0
6005016 BROOME CO COOP EXT ASSN	444,940	444,940	446,341	446,342	0	0
0000040 Contractual Expenditures Totals	1,569,954	1,669,536	1,498,753	1,673,734	1,222,392	1,222,392
0000041 Chargeback Expenses						
6004602 INSURANCE PREMIUM CHARGEBACK	20,392	17,541	13,156	16,148	16,148	16,148
6004604 DPW SECURITY CHARGEBACKS	1,245,201	1,459,573	657,039	1,554,959	1,554,959	1,554,959
6004605 COUNTY ATTORNEY CHARGEBACKS	1,230,165	1,509,349	963,576	1,577,299	1,655,090	1,655,090
6004606 TELEPHONE BILLING ACCOUNT	16,938	14,572	92,776	168,169	168,169	168,169
6004609 DATA PROCESSING CHARGEBACKS	591,370	653,791	331,897	437,267	437,267	437,267
6004614 OTHER CHARGEBACK EXPENSES	343,740	379,477	249,573	385,911	385,911	385,911
6004615 GASOLINE CHARGEBACK	20,413	38,500	14,351	63,000	63,000	63,000
6004616 FLEET SERVICE CHARGEBACK	68,320	70,000	70,000	73,500	73,500	73,500
6004617 DUPLICATING/PRINTING CHARGEBAC	40,745	32,976	32,075	41,252	41,252	41,252
6004618 OFFICE SUPPLIES CHARGEBACK	89,974	95,351	66,386	90,612	90,612	90,612
6004619 BUILDING SERVICE CHARGEBACK	97,600	114,321	64,594	116,895	116,895	116,895
6004626 TRANSPORTATION SERVICES CHARGE	64,093	40,715	40,715	65,313	65,313	65,313
0000041 Chargeback Expenses Totals	3,828,951	4,426,166	2,596,138	4,590,325	4,668,116	4,668,116
0000060 Principal on Indebtedness						
6006008 PRINCIPAL ON CAPITAL LEASE	8,212	0	0	0	0	0
0000060 Principal on Indebtedness Totals	8,212	0	0	0	0	0
0000070 Interest on Indebtedness						
6007005 INTEREST ON CAPITAL LEASE	1,644	0	0	0	0	0
0000070 Interest on Indebtedness Totals	1,644	0	0	0	0	0
0000080 Employee Benefits						
6008001 STATE RETIREMENT	78,380	93,128	67,225	96,326	100,093	100,093
6008002 SOCIAL SECURITY	40,105	44,881	33,287	42,039	43,480	43,480
6008004 WORKERS COMPENSATION	5,476	6,782	3,758	6,409	6,409	6,409
6008006 LIFE INSURANCE	90	180	51	165	165	165
6008007 HEALTH INSURANCE	101,937	129,716	92,971	129,050	129,050	129,050

BROOME COUNTY GOVERNMENT
 REVENUE AND APPROPRIATION SUMMARY
 BY DEPARTMENT AND DIVISION

FUND: 1010 General Operating
 DEPT: 35000000 Social Services
 DIV: 02 Soc Svcs-Central Admin

Account	2021 Actuals	2022 Budget	2022 YTD Actuals As of 11/17/22	2023 Budget Requested	2023 Budget Recommended	2023 Budget Adopted
6008009 RETIREE HEALTH INSURANCE	123,849	129,600	91,111	143,483	143,483	143,483
6008010 DISABILITY INSURANCE	571	704	541	616	616	616
0000080 Employee Benefits Totals	350,408	404,991	288,944	418,088	423,296	423,296
Exp Total for Div: 3502	6,316,359	7,087,972	4,848,827	7,232,302	6,882,795	6,882,795
Total for Div: 35000000	11,400,687	12,917,297	8,657,948	13,501,080	13,811,838	13,811,838

Social Services

Administrative Services - 35010006

Mission Statement

The Administrative Services Unit of the Department of Social Services ensures the department's compliance with fiscal and operation policies dictated by the federal and state governments regarding claims and revenue. It is this department's goal to assist county government in understanding and pursuing the most advantageous use of our welfare funding.

Description

Administrative Services is responsible for a variety of functions. Including budget preparation, fiscal planning, accounting, security, operations management, resources, third party health insurance, and personnel as provided for in Article XVII (1) (a) of the New York State Constitution, and various sections, Title 18 of the New York State Code Rules and Regulations.

2023 Objectives

- Prepare a budget that will meet the needs of our clients and be financially sound.
- Provide timely and accurate payments to clients and to providers on behalf of our clients in all program areas.
- Prepare monthly claims for state and federal reimbursement of program and administrative expenditures.
- Assist external auditors in their audit of department records.
- Maintain individual personnel files for all employees which includes: personnel data records (PDRs), leave of absences and disability forms, bi-weekly payroll, and computerized sick and vacation records for more accurate and efficient record keeping.

2023 Budget Highlights

- Ongoing re-engineering effort to focus on efficiencies and cost reductions.
- Conduct a department wide imaging program to increase efficiencies and reduce dependence on paper files.
- Fiscal measurement reporting has been rolled out and will continue to be reviewed monthly.
- Document, update, and flow chart all financial processes to enhance departmental controls and optimize process efficiencies.

Social Services 35010006
 Administrative Services

<u>Title of Position</u>	<u>Grade/Unit</u>	2021 <u>Actuals</u>	As of	2023 <u>Requested</u>	2023 <u>Recommended</u>	2023 <u>Adopted</u>
			October 1, 2022 <u>Current Authorized</u>			
<u>Full-Time Positions</u>						
Fiscal Services Administrator	24 Admin	1	1	1	1	1
Accounting Supervisor Grade A	21 BAPA	1	1	1	1	1
Accountant (County)	16 CSEA	1	1	1	1	1
Resource Consultant	16 CSEA	0	1	1	1	1
Resource Consultant	14 CSEA	1	0	0	0	0
Welfare Management Systems Assistant	13 CSEA	1	1	1	1	1
Principal Account Clerk	13 CSEA	4	4	4	4	4
Secretary	13 CSEA	1	1	1	1	1
Senior Account Clerk	9 CSEA	5	5	5	5	5
Keyboard Specialist	8 CSEA	2	2	2	2	2
Senior Clerk	8 CSEA	3	3	3	3	3
Account Clerk	7 CSEA	1	1	1	1	1
Clerk	7 CSEA	1	1	1	1	1
Total Full-Time Positions		22	22	22	22	22
<u>Part-Time Positions</u>						
None						
Total Part-Time Positions		0	0	0	0	0
Total Positions		22	22	22	22	22

REPORT:BP033

BROOME COUNTY GOVERNMENT
REVENUE AND APPROPRIATION SUMMARY
BY DEPARTMENT AND DIVISION

FUND: 1010 General Operating
DEPT: 35000000 Social Services
DIV: 01 Soc Svcs-Admin Svcs

Account	2021 Actuals	2022 Budget	2022 YTD Actuals As of 11/17/22	2023 Budget Requested	2023 Budget Recommended	2023 Budget Adopted
35000000 Social Services						
0000007 Misc Interfund Revenues						
5000546 Trust Account Inflows	16	0	0	0	0	0
0000007 Misc Interfund Revenues Totals	16	0	0	0	0	0
Rev Total for Div: 3501	16	0	0	0	0	0
0000010 Personnel Service						
6001000 SALARIES FULL-TIME	730,997	860,739	593,226	870,736	874,590	874,590
6001003 SALARIES OVERTIME	17,019	3,090	3,811	4,127	4,127	4,127
0000010 Personnel Service Totals	748,016	863,829	597,037	874,863	878,717	878,717
0000040 Contractual Expenditures						
6004012 OFFICE SUPPLIES	2,194	3,000	1,674	3,000	3,000	3,000
6004161 TRAVEL HOTEL AND MEALS	0	2,000	1,597	2,000	2,000	2,000
6004162 EDUCATION AND TRAINING	200	500	304	500	500	500
6004169 DAY TRIP MEAL REIMBURSEMENT	0	100	0	100	100	100
0000040 Contractual Expenditures Totals	2,394	5,600	3,575	5,600	5,600	5,600
0000041 Chargeback Expenses						
6004606 TELEPHONE BILLING ACCOUNT	6,668	10,305	1,544	0	0	0
0000041 Chargeback Expenses Totals	6,668	10,305	1,544	0	0	0
0000080 Employee Benefits						
6008001 STATE RETIREMENT	113,139	144,162	93,990	153,939	154,710	154,710
6008002 SOCIAL SECURITY	53,664	66,081	42,360	66,927	67,222	67,222
6008004 WORKERS COMPENSATION	8,139	10,186	5,644	10,418	10,418	10,418
6008006 LIFE INSURANCE	149	330	77	330	330	330
6008007 HEALTH INSURANCE	176,005	227,552	138,927	233,270	233,270	233,270
6008009 RETIREE HEALTH INSURANCE	148,159	157,650	107,724	173,295	173,295	173,295
6008010 DISABILITY INSURANCE	1,329	1,760	1,028	1,760	1,760	1,760
6008013 HEALTH INS - RETIRE INCENTIVE	1,412	0	0	0	0	0

REPORT:BP033

BROOME COUNTY GOVERNMENT
REVENUE AND APPROPRIATION SUMMARY
BY DEPARTMENT AND DIVISION

FUND: 1010 General Operating
DEPT: 35000000 Social Services
DIV: 01 Soc Svcs-Admin Svcs

Account	2021 Actuals	2022 Budget	2022 YTD Actuals As of 11/17/22	2023 Budget Requested	2023 Budget Recommended	2023 Budget Adopted
0000080 Employee Benefits Totals	501,996	607,721	389,750	639,939	641,005	641,005
Exp Total for Div: 3501	1,259,074	1,487,455	991,906	1,520,402	1,525,322	1,525,322
Total for Div: 35000000	-1,259,058	-1,487,455	-991,906	-1,520,402	-1,525,322	-1,525,322

Social Services

Support Services - 35060006

Mission Statement

Master Control

Provide vital and diversified service to all divisions in the department.

Child Support Enforcement Unit (CSEU)/Support Collection Unit (SCU)

The Child Support Enforcement Unit (CSEU) and the Support Collection Unit (SCU) are responsible for establishing and enforcing support orders against legally responsible relatives, and on behalf of Temporary Assistance applicants/recipients, as well as for non-applicant/recipient individuals who make application for child support services. These units are also responsible for establishment of paternity for all children born out of wedlock for these applicants as well, as necessary. The CSEU also has a responsibility to secure a court order for third party health insurance on behalf of all children in receipt of Temporary Assistance and Medicaid only benefits. Additionally, the SCU has primary responsibility to collect, monitor, and enforce all support as ordered made payable through it by any court of competent jurisdiction.

Welfare Management System (WMS)

The Welfare Management System (WMS) Division administers local Department of Social Services electronic data processing and administrative systems. This division also coordinates the interface between the WMS, the Medicaid Management Information System (MMIS), the Electronic Medicaid Eligibility Verification System (EMEVS), the Electronic Benefit Issuance Control Subsystem (EBICS), the Client Notice System (CNS), and in the mechanism for issuance of the Common Benefit Identification Card (CBIC).

Additionally, the division maintains the overall responsibility for all Electronic Data Processing (EDP) procedures that affect the department, including maximizing the efficiency of the department by designing and implementing personal computer applications. Electronic Benefit Transfer (EBT) Electronic procedure that allows recipients the ability to redeem benefits directly from authorized vendors and ATM machines. The Welfare Management System is authorized under Title 18, Part 655.1, Chapter 2 subchapter g, of the New York State Social Services Law.

Description

Master Control

This unit prepares Temporary Assistance, non-Temporary Assistance SNAP, HEAP and Medicaid applications assigning case numbers, and entering each one into the Master Control database. Master Control prepares statistical reports, orders and distributes state and local forms. Master Control is the records custodian for all active, ancillary, and closed Temporary Assistance, SNAP, HEAP and Medicaid cases. The unit also houses three scanning stations and is responsible to oversee scanning all temporary assistance openings and denials; Temporary Assistance Recertification and miscellaneous paperwork from TA Undercare. The Master Control staff is responsible for issuing benefit cards for Expedited SNAP and Temporary Assistance applicants and recipients. Staff are also responsible for greeting and directing visitors to our Main Street Waiting Room, including assisting with the use of our Kiosks. They are also responsible for the loading and entering of appointments into our electronic scheduling database.

Child Support Enforcement Unit (CSEU) and Support Collection Unit (SCU)

CSEU: location of non-custodial parents (NCP), financial investigation of NCP, health insurance investigation, non-support and/or paternity petition preparation and filing, arrange (County provided) legal representation as necessary and appropriate, assistance with identifying and obtaining any and all supportive information or documentation, preparation of any and all other documentation as necessary, monitor and maintain case, update and re-investigate as needed.

SCU: Receive order of support from various courts, create and maintain support account, collect and disburse support payments, prepare and file non-payment violation petitions. Submits accounts for eligible enforcement processes, including but not limited to income execution for immediate wage withholding, federal and New York State Tax Intercept, property execution, and revocation of driving privileges.

2023 Objectives

Master Control

- Provide ongoing records management for Social Services case documents.
- Provide support services for Temporary Assistance, Medical Assistance, and Non-Public Assistance SNAP case preparation and department-wide telephone support.
- Enter case numbers and corresponding information into the Master Control database.
- Scan Temporary Assistance cases as they close, or are denied, to aid in our space problem.
- Provide excellent customer service at the reception area of the Main Street waiting room as well as internal customers.

Child Support Enforcement Unit (CSEU) and Support Collection Unit (SCU)

- Increase total child support collections for 2023.
- Filling of existing staff vacancy's in both the SCU and the CSEU.
- Meet or exceed federal and New York State mandated performances measures through intensive review of cases identified by NYS's Department of Child Support Enforcement. Review of over 2,500 cases will result in additional petition filings for paternity and support, in addition to securing court orders for third party health insurance. Approval of overtime funding will assist in case review. Securing orders for child support and third-party health insurance are potential cost avoidance for Broome County.

Welfare Management System (WMS)

- Implement various applications including Connections and voice recognition software.
- Develop applications for the Viking.
- Implement records imaging solution for the department.
- Develop Human Services Enterprise Network (HSEN) to fully integrate the state and local systems.
- Develop reports using the Sidney on SQL Server and COGNOS Impromptu.
- Process all applications and authorizations in data entry within a 24 to 36-hour timeframe.

2023 Budget Highlights

Master Control

- Provide case file management support for 19,000 Assistance Program applicants.
- Scan, index, commit, and quality control assurance for 250,000 documents annually.
- Greet and direct over 53,000 consumers annually to our Main Street Waiting Room.

Child Support Enforcement Unit (CSEU) and Support Collection Unit (SCU)

- Through full staffing, meet or exceed number of child support petitions filed in 2022, which will lead to increase in child support collected.
- To increase the unit's Paternity Establishment Percentage (PEP) from 94.53% as of December 31, 2021 to 94.87% by December 31, 2023. The minimum federal performance standard for this category is 90.00%.
- Increase the unit's Support Enforcement Performance (SEP) to meet or exceed the minimum federal performance standard of 80%. Broome is currently at 92.69% as of December 31, 2021.

Welfare Management System (WMS)

- Provide 24,320 authorizations per month.
- Perform 486,400 transactions per month.

Social Services 35060006
Support Services

<u>Title of Position</u>	<u>Grade/Unit</u>	As of October 1, 2022				
		<u>2021 Actuals</u>	<u>Current Authorized</u>	<u>2023 Requested</u>	<u>2023 Recommended</u>	<u>2023 Adopted</u>
<u>Full-Time Positions</u>						
Systems Analyst	24 BAPA	1	1	1	1	1
Welfare Management Systems Coordinator	20 BAPA	1	1	1	1	1
Coordinator of Child Support Enforcement	20 BAPA	1	1	1	1	1
Supervising Support Investigator	17 BAPA	1	1	1	1	1
Support Collection Supervisor	17 BAPA	1	1	1	1	1
Coordinator of Volunteer Services	16 BAPA	1	1	1	1	1
Senior Support Investigator	16 CSEA	1	1	1	1	1
Family Court Liaison	14 CSEA	0	2	2	2	2
Assistant Support Collection Supervisor	13 CSEA	1	1	1	1	1
Support Investigator	13 CSEA	0	10	10	10	10
Social Services Examiner*	13 CSEA	0	1	0	0	0
Family Court Liaison	12 CSEA	2	0	0	0	0
Social Services Examiner	11 CSEA	1	0	0	0	0
Support Investigator	11 CSEA	10	0	0	0	0
Child Support Specialist	11 CSEA	0	5	5	5	5
Child Support Specialist	9 CSEA	5	0	0	0	0
Senior Account Clerk	9 CSEA	2	2	2	2	2
Data Entry Machine Operator	8 CSEA	5	5	5	5	5
Keyboard Specialist	8 CSEA	3	3	3	3	3
Senior Clerk	8 CSEA	1	1	1	1	1
Account Clerk	7 CSEA	3	3	3	3	3
Clerk	7 CSEA	3	3	3	3	3
Total Full-Time Positions		43	43	42	42	42
<u>Part-Time Positions</u>						
None						
Total Part-Time Positions		0	0	0	0	0
Total Positions		43	43	42	42	42

*One position moved to Social Services Certification 35030006

REPORT:BP033

BROOME COUNTY GOVERNMENT
REVENUE AND APPROPRIATION SUMMARY
BY DEPARTMENT AND DIVISION

FUND: 1010 General Operating
DEPT: 35000000 Social Services
DIV: 06 Soc Svcs-Support Svcs

Account	2021 Actuals	2022 Budget	2022 YTD Actuals As of 11/17/22	2023 Budget Requested	2023 Budget Recommended	2023 Budget Adopted
0000010 Personnel Service						
6001000 SALARIES FULL-TIME	1,327,208	1,620,494	967,596	1,602,637	1,602,637	1,602,637
6001003 SALARIES OVERTIME	5,774	11,310	6,327	18,850	18,850	18,850
0000010 Personnel Service Totals	1,332,982	1,631,804	973,923	1,621,487	1,621,487	1,621,487
0000040 Contractual Expenditures						
6004012 OFFICE SUPPLIES	28,174	40,000	39,071	40,000	40,000	40,000
6004055 COMPUTER SOFTWARE AND SUPPLIES	5,181	0	0	0	0	0
6004056 COMPUTER EQUIPMENT (NON CAPITAL	1,939	0	0	0	0	0
6004100 POSTAGE AND FREIGHT	1,320	1,349	1,465	1,452	1,452	1,452
6004106 GENERAL OFFICE EXPENSES	1,620	200	0	200	200	200
6004161 TRAVEL HOTEL AND MEALS	0	1,750	1,291	1,750	1,750	1,750
6004162 EDUCATION AND TRAINING	200	200	4,404	200	200	200
6004168 OTHER PERSONNEL EXPENSES	916	2,598	691	2,088	2,088	2,088
6004169 DAY TRIP MEAL REIMBURSEMENT	0	100	0	100	100	100
6004196 COPYING MACHINE RENTALS	1,608	3,576	3,338	3,576	3,576	3,576
6004402 LAB SERVICES	4,902	13,300	4,560	11,400	11,400	11,400
6004573 OTHER FEES FOR SERVICES	0	10,000	185	10,000	10,000	10,000
0000040 Contractual Expenditures Totals	45,860	73,073	55,005	70,766	70,766	70,766
0000041 Chargeback Expenses						
6004606 TELEPHONE BILLING ACCOUNT	11,708	17,069	2,965	0	0	0
6004610 PERSONNEL SERVICES CHARGEBACKS	8,665	12,184	6,659	11,813	11,813	11,813
0000041 Chargeback Expenses Totals	20,373	29,253	9,624	11,813	11,813	11,813
0000060 Principal on Indebtedness						
6006008 PRINCIPAL ON CAPITAL LEASE	1,494	0	0	0	0	0
0000060 Principal on Indebtedness Totals	1,494	0	0	0	0	0
0000070 Interest on Indebtedness						
6007005 INTEREST ON CAPITAL LEASE	229	0	0	0	0	0
0000070 Interest on Indebtedness Totals	229	0	0	0	0	0

BROOME COUNTY GOVERNMENT
 REVENUE AND APPROPRIATION SUMMARY
 BY DEPARTMENT AND DIVISION

FUND: 1010 General Operating
 DEPT: 35000000 Social Services
 DIV: 06 Soc Svcs-Support Svcs

Account	2021 Actuals	2022 Budget	2022 YTD Actuals As of 11/17/22	2023 Budget Requested	2023 Budget Recommended	2023 Budget Adopted
0000080 Employee Benefits						
6008001 STATE RETIREMENT	204,220	261,456	152,586	270,909	270,909	270,909
6008002 SOCIAL SECURITY	95,998	124,827	70,226	124,043	124,043	124,043
6008004 WORKERS COMPENSATION	15,467	19,178	10,627	19,175	19,175	19,175
6008006 LIFE INSURANCE	276	645	131	630	630	630
6008007 HEALTH INSURANCE	260,016	373,041	217,753	423,838	423,838	423,838
6008009 RETIREE HEALTH INSURANCE	164,941	178,912	132,613	208,849	208,849	208,849
6008010 DISABILITY INSURANCE	2,183	3,256	1,674	3,168	3,168	3,168
6008011 UNEMPLOYMENT INSURANCE	0	0	3,498	0	0	0
6008013 HEALTH INS - RETIRE INCENTIVE	1,323	0	0	0	0	0
0000080 Employee Benefits Totals	744,424	961,315	589,108	1,050,612	1,050,612	1,050,612
Exp Total for Div: 3506	2,145,362	2,695,445	1,627,660	2,754,678	2,754,678	2,754,678
Total for Div: 35000000	-2,145,362	-2,695,445	-1,627,660	-2,754,678	-2,754,678	-2,754,678

Social Services

Certification – 35030006

Includes Public Assistance, Medical Assistance, Supplemental Nutrition Assistance Program, Employment

Mission Statement

Temporary Assistance

To determine initial and continuing eligibility for cash grant programs, including emergency assistance, within statutory time limits and ensuring program integrity; to utilize diversion such as one-time cash assistance or referral to other programs or benefits. Enable recipients to achieve self-sufficiency by utilizing aggressive case management with the assistance of the Employment unit. Temporary assistance is administered under the authority of the New York State Social Services Law and Title 18 of the New York Code of Rules and Regulations.

Medical Assistance

To determine initial and continuing eligibility for medical assistance, within statutory time limits, responsively and accurately to facilitate self-sufficiency; to utilize third party health insurance and Medicare benefits; to maximize federal reimbursement through the utilization of federal categories; to involve eligible Medicaid recipients in managed care. Ensure level of care assessments and referrals for community placements or in-home services are provided in the least restrictive but most appropriate setting. Medical assistance is administered under the authority of the New York State Health Department Law and Title 18 of the New York Code of Rules and Regulations.

Supplemental Nutrition Assistance Program (SNAP)

To determine initial and continuing eligibility for SNAP, within statutory time limits, responsively and accurately; to refer appropriate food stamp recipients to the Employment unit for participation in employment programs to facilitate self-sufficiency; to increase participation in the program in line with New York State directives; to comply with additional New York State program initiatives such as e-filing, and other facilitated application services; to comply with current program requirements of Electronic Benefit Transfer and Home Energy Assistance Program (HEAP). SNAP is administered under the authority of the New York State Social Services Law, Title 18 of the New York Code of Rules and Regulations, and Title 7 of the United States Code of Rules and Regulations.

Employment

To enable applicants and recipients of public assistance and SNAP to achieve their maximum level of self-support through the provision of the services, training, education, and supportive services needed to help them overcome barriers to employment and meet the mandates of federal welfare reform legislation. Programs include work experience, job search, job development, and on the job training.

2023 Objectives

- Establish the most efficient business processes to ensure our expanding caseload is well served at our current staffing levels.

Temporary Assistance

- Reduce the need for temporary assistance by assisting applicants in achieving self-sufficiency through diversion.
- Ensure assessment and participation of clients in work programs through integration with the Employment unit.
- Ensure Temporary Assistance applicants are provided benefits in a professional, efficient manner within prescribed timeframes.

Medical Assistance

- Defray costs by maximizing other health care alternatives such as third-party insurance, managed care, Medicare, and community clinics.
- Attend community and educational meetings and trainings related to the New York State Department of Health changes to the Medicaid Program with community providers.
- Provide level of care assessments and appropriate placements for Medicaid recipients and in-home services in the least restrictive setting that meets the consumers' needs.

Supplemental Nutrition Assistance Program (SNAP)

- Increase client participation in the program as mandated by New York State directives including the Working Families Initiative and utilization of the "my benefits" state website.
- Maintain program integrity and statutory timeframes for case determination.
- Ensure compliance with all applicable regulatory requirements.

Employment

Monitor processes and work activities to ensure efforts assist the agency in meeting participation rates mandated by state and federal legislation.

- Promote and monitor new policies which immediately engage all employable applicants in work activities that will lead to the elimination or reduction in their need for public assistance and/or SNAP.
- Interface Employment and other assistance program staff and community agencies to coordinate Employment activities.

2023 Budget Highlights

Temporary Assistance

- Divert 30% of new applicants to other resources to eliminate the need for Temporary Assistance.
- Refer 100% of new applicants to the FEDS/EVR process.

Medical Assistance

- Make initial determinations for chronic care Medicaid within the state statutory time frames.
- Make initial determinations for SSI-related Medicaid within the state statutory time frame of 45 days from application date.

Supplemental Nutrition Assistance Program (SNAP)

- Ensure timeliness of determinations for SNAP benefits to ensure they are within the New York State statutory time limit of thirty days from application date.
- Review and process 100% of SNAP applications eligible for expedited service within seven business days.
- Bring error rate to state acceptable standards through enhanced quality control and staff training.

Employment

- Work with community agencies to expand and develop new work sites, projects, and job skills trainings for consumers.
- Enable 310 recipients to secure employment.
- Provide day care to 1,221 children per month.

Social Services 35030006
Certification

<u>Title of Position</u>	<u>Grade/Unit</u>	<u>2021 Actuals</u>	As of	<u>2023 Requested</u>	<u>2023 Recommended</u>	<u>2023 Adopted</u>
			October 1, 2022 <u>Current Authorized</u>			
<u>Full-Time Positions</u>						
Deputy Commissioner of Social Services	E Admin	1	1	1	1	1
Director of Temporary Assistance & Employment	24 BAPA	1	1	1	1	1
Employment Coordinator	20 BAPA	1	1	1	1	1
Management Associate	18 BAPA	1	1	1	1	1
Human Services Coordinator II	20 CSEA	2	1	1	1	1
Senior Caseworker - DSS	20 CSEA	3	3	3	3	3
Principal Social Services Examiner	17 CSEA	6	6	6	6	6
Caseworker/Trainee - DSS	18/16 CSEA	12	13	13	13	13
Job Developer	16 CSEA	1	1	1	1	1
Substance Abuse Disorder Counselor	16 CSEA	0	2	2	2	2
Senior Social Services Examiner*	15 CSEA	0	16	17	17	17
Drug Abuse Counselor	14 CSEA	1	0	0	0	0
Senior Social Services Examiner	13 CSEA	16	0	0	0	0
Social Services Examiner**	13 CSEA	0	32	33	33	33
Principal Clerk	12 CSEA	1	1	1	1	1
Social Services Examiner	11 CSEA	32	0	0	0	0
Job Coach	10 CSEA	1	0	0	0	0
Keyboard Specialist	8 CSEA	5	5	5	5	5
Receptionist	7 CSEA	1	1	1	1	1
Clerk	7 CSEA	2	2	2	2	2
Total Full-Time Positions		87	87	89	89	89
<u>Part-Time Positions</u>						
None						
Total Part-Time Positions		0	0	0	0	0
Total Positions		87	87	89	89	89

* One position moved from Social Services Central Administration 35020006

**One position moved from Social Services Support Services 35060006

REPORT:BP033

BROOME COUNTY GOVERNMENT
REVENUE AND APPROPRIATION SUMMARY
BY DEPARTMENT AND DIVISION

FUND: 1010 General Operating
DEPT: 35000000 Social Services
DIV: 03 Soc Svcs-Certification

Account	2021 Actuals	2022 Budget	2022 YTD Actuals As of 11/17/22	2023 Budget Requested	2023 Budget Recommended	2023 Budget Adopted
0000010 Personnel Service						
6001000 SALARIES FULL-TIME	3,317,858	3,768,089	2,553,356	3,941,240	3,945,352	3,945,352
6001003 SALARIES OVERTIME	14,140	4,000	126,125	24,000	24,000	24,000
0000010 Personnel Service Totals	3,331,998	3,772,089	2,679,481	3,965,240	3,969,352	3,969,352
0000040 Contractual Expenditures						
6004012 OFFICE SUPPLIES	9,939	11,000	6,676	11,000	11,000	11,000
6004023 BLDG AND GROUNDS SUPPLIES	354	609	177	609	609	609
6004111 BUILDING AND LAND RENTAL	75,718	78,651	71,167	80,618	80,618	80,618
6004117 BUILDING AND GROUNDS EXPENSES	2,439	690	376	853	853	853
6004138 OTHER OPERATIONAL EXPENSES	13	14	19	19	19	19
6004147 OTHER PROGRAM EXPENSE	0	3,000	0	0	0	0
6004161 TRAVEL HOTEL AND MEALS	22	1,500	2,114	1,500	1,500	1,500
6004162 EDUCATION AND TRAINING	265	150	751	150	150	150
6004169 DAY TRIP MEAL REIMBURSEMENT	0	150	0	150	150	150
6004303 JOBS - ADMINISTRATION	0	1,000	179	1,000	1,000	1,000
0000040 Contractual Expenditures Totals	88,750	96,764	81,459	95,899	95,899	95,899
0000041 Chargeback Expenses						
6004604 DPW SECURITY CHARGEBACKS	9,973	14,737	7,063	17,176	17,176	17,176
6004606 TELEPHONE BILLING ACCOUNT	25,314	33,627	5,799	0	0	0
6004619 BUILDING SERVICE CHARGEBACK	6,462	8,181	4,152	8,615	8,615	8,615
0000041 Chargeback Expenses Totals	41,749	56,545	17,014	25,791	25,791	25,791
0000080 Employee Benefits						
6008001 STATE RETIREMENT	513,133	626,758	417,225	694,724	695,547	695,547
6008002 SOCIAL SECURITY	240,375	288,563	193,354	303,344	303,659	303,659
6008004 WORKERS COMPENSATION	35,079	44,594	24,710	47,155	47,155	47,155
6008006 LIFE INSURANCE	619	1,305	307	1,335	1,335	1,335
6008007 HEALTH INSURANCE	648,332	808,572	502,718	857,117	857,117	857,117
6008009 RETIREE HEALTH INSURANCE	725,652	770,268	496,615	768,217	768,217	768,217
6008010 DISABILITY INSURANCE	6,152	7,304	4,475	7,480	7,480	7,480
6008013 HEALTH INS - RETIRE INCENTIVE	9,676	0	0	0	0	0
0000080 Employee Benefits Totals	2,179,018	2,547,364	1,639,404	2,679,372	2,680,510	2,680,510

BROOME COUNTY GOVERNMENT
 REVENUE AND APPROPRIATION SUMMARY
 BY DEPARTMENT AND DIVISION

FUND: 1010 General Operating
 DEPT: 35000000 Social Services
 DIV: 03 Soc Svcs-Certification

Account	2021 Actuals	2022 Budget	2022 YTD Actuals As of 11/17/22	2023 Budget Requested	2023 Budget Recommended	2023 Budget Adopted
Exp Total for Div: 3503	5,641,515	6,472,762	4,417,358	6,766,302	6,771,552	6,771,552
Total for Div: 35000000	-5,641,515	-6,472,762	-4,417,358	-6,766,302	-6,771,552	-6,771,552

Social Services

Services – 35050006

Mission Statement

The Services Division provides support, counseling, case management, and case planning to children, adults, and families whose health and safety are at risk due to abuse, neglect, maltreatment, or dysfunction.

Description

Whenever possible, services are provided to prevent out of home placement. If placement out of the home is required, the lowest level of care, that is appropriate, is sought for the shortest duration of time possible. Services are provided in accordance with federal and state mandates, laws, and regulations. Services include the following areas: child protective, adult and family intake, foster care, adoption, preventive, juvenile services including PINS Diversion, and purchase of service programs.

2023 Objectives

- Timely investigations by Child Protective Services (CPS) of all reports made to the State Central Registry.
- Continue to promote “Safe Sleep”, through community outreach and education.
- Continue to Increase the number of children placed in relative foster care, by prioritizing placement with relatives.
- Provide supportive and preventive services to families whose children’s health and safety are at risk to reduce the likelihood of out of home placement.
- Achieve timely permanency for all children in foster care.
- Provide services and referrals to victims of domestic violence through our partnership with Rise.
- Monitor performance improvement plans for child welfare outcomes.
- Monitor outcomes for the preventive partnerships with Binghamton and Whitney Point school districts (local share paid by school district), that places caseworkers in the schools.
- Continue to regularly review children’s foster care status and stays during Permanency Planning Review Team meetings.
- Open appropriate cases for on-going preventive services.
- Assess services along the Juvenile Justice continuum to provide the most intensive services to those most likely to go into placements.
- Promote and provide educational opportunities to lessen child abuse, elder abuse, and domestic violence.
- Continue to have placement meetings on all children being considered for placement in foster care.
- Continue the “kinship firewall” to assure all kin resources are exhausted before placement in traditional foster care.
- Continue the congregate care firewall to assure that children are placed in the lowest level of foster care.
- Continue to comply with Family First legislation including the requirement of QI assessments and Long Stayer Reviews for children placed in congregate care.
- With technical assistance from the Redlich Horwitz Foundation assess our array of Purchase of Services programs to ensure maximum utilization and that the community needs are met.
- Create a Multi-Disciplinary Unit within CPS.
- Increase the use of Family Assessment Response in CPS.

2023 Budget Highlights

- Continue to maintain congregate care at less than 12%.
- Increase kinship foster care placements to 50%.
- Maintain successful preventive programs at full capacity.
- Investigate 4,420 reports of abuse and neglect.
- Investigate 450 reports of adult abuse and neglect.
- Provide preventive purchase of service programs to those families in need.
- Continue the Family Assessment Response (FAR) in CPS.
- Free 30 children for adoption.
- Place 30 children for adoption.
- Increase KinGap placements.

Social Services 35050006
Services

<u>Title of Position</u>	<u>Grade/Unit</u>	2021 <u>Actuals</u>	As of	2023 <u>Requested</u>	2023 <u>Recommended</u>	2023 <u>Adopted</u>
			October 1, 2022 <u>Current Authorized</u>			
<u>Full-Time Positions</u>						
Deputy Commissioner of Social Services	E Admin	1	1	1	1	1
Case Supervisor Grade A	23 BAPA	3	3	3	3	3
Office Manager	16 BAPA	1	1	1	1	1
Clinical Social Worker	22 CSEA	1	1	1	1	1
Case Supervisor Grade B	22 CSEA	15	15	15	15	15
Senior Caseworker - DSS	20 CSEA	22	22	22	22	22
Intensive Case Manager	20 CSEA	4	4	4	4	4
Principal Social Services Examiner	17 CSEA	1	1	1	1	1
Caseworker/Trainee - DSS	18/16 CSEA	65	65	65	65	65
Senior Social Services Examiner	13 CSEA	1	1	1	1	1
Secretary	13 CSEA	2	2	2	2	2
Senior Account Clerk	9 CSEA	2	2	2	2	2
Case Aide	8 CSEA	0	0	1	1	1
Community Services Worker	8 CSEA	4	4	4	4	4
Keyboard Specialist	8 CSEA	7	7	7	7	7
Total Full-Time Positions		129	129	130	130	130
<u>Part-Time Positions</u>						
Case Aide	8 CSEA	0	0	2	2	2
Total Part-Time Positions		0	0	2	2	2
Total Positions		129	129	132	132	132

BROOME COUNTY GOVERNMENT
 REVENUE AND APPROPRIATION SUMMARY
 BY DEPARTMENT AND DIVISION

FUND: 1010 General Operating
 DEPT: 35000000 Social Services
 DIV: 05 Soc Svcs- Svcs

Account	2021 Actuals	2022 Budget	2022 YTD Actuals As of 11/17/22	2023 Budget Requested	2023 Budget Recommended	2023 Budget Adopted
0000010 Personnel Service						
6001000 SALARIES FULL-TIME	5,964,660	6,450,336	4,813,126	6,616,193	6,620,238	6,620,238
6001001 SALARIES PART-TIME	0	0	0	27,471	27,471	27,471
6001002 SALARIES TEMPORARY	0	30,000	8,619	30,000	30,000	30,000
6001003 SALARIES OVERTIME	212,611	144,240	239,494	189,740	189,740	189,740
6001008 STAND-BY PAY	14,840	14,820	11,875	14,820	14,820	14,820
0000010 Personnel Service Totals	6,192,111	6,639,396	5,073,114	6,878,224	6,882,269	6,882,269
0000040 Contractual Expenditures						
6004012 OFFICE SUPPLIES	11,608	12,550	11,863	12,550	12,550	12,550
6004040 MOTOR EQUIPMENT SUPPLIES	1,090	1,000	714	1,000	1,000	1,000
6004041 PHOTOGRAPHIC SUPPLIES	0	500	483	500	500	500
6004046 GAS OIL GREASE AND DIESEL FUEL	0	0	55	0	0	0
6004102 TELEPHONE EQUIPMENT	2,400	2,640	2,200	2,640	2,640	2,640
6004147 OTHER PROGRAM EXPENSE	100,192	175,000	3,740	50,000	50,000	50,000
6004160 MILEAGE AND PARKING-LOCAL	21,318	20,000	16,118	20,000	20,000	20,000
6004161 TRAVEL HOTEL AND MEALS	1,107	18,000	2,833	18,000	18,000	18,000
6004162 EDUCATION AND TRAINING	1,780	1,000	1,030	1,000	1,000	1,000
6004164 NON-EMPLOYEE TRAVEL HOTEL & ME	2,869	5,000	5,489	5,000	5,000	5,000
6004169 DAY TRIP MEAL REIMBURSEMENT	1,578	2,500	1,286	2,500	2,500	2,500
6004400 MEDICAL AND PHYSICAL EXAMS	35,938	35,000	30,301	35,000	35,000	35,000
6004538 LEGAL CHARGES AND FEES	5,220	4,000	8,000	4,000	4,000	4,000
0000040 Contractual Expenditures Totals	185,100	277,190	84,112	152,190	152,190	152,190
0000041 Chargeback Expenses						
6004606 TELEPHONE BILLING ACCOUNT	92,481	110,909	22,521	0	0	0
0000041 Chargeback Expenses Totals	92,481	110,909	22,521	0	0	0
0000080 Employee Benefits						
6008001 STATE RETIREMENT	891,076	1,035,085	737,239	1,165,071	1,165,880	1,165,880
6008002 SOCIAL SECURITY	447,266	507,847	364,997	528,746	529,055	529,055
6008004 WORKERS COMPENSATION	60,914	76,337	42,299	79,818	79,818	79,818
6008006 LIFE INSURANCE	994	1,935	521	1,980	1,980	1,980
6008007 HEALTH INSURANCE	1,102,048	1,210,292	972,263	1,380,075	1,380,075	1,380,075
6008009 RETIREE HEALTH INSURANCE	937,198	1,013,375	669,729	1,085,195	1,085,195	1,085,195

REPORT:BP033

BROOME COUNTY GOVERNMENT
REVENUE AND APPROPRIATION SUMMARY
BY DEPARTMENT AND DIVISION

FUND: 1010 General Operating
DEPT: 35000000 Social Services
DIV: 05 Soc Svcs- Svcs

Account	2021 Actuals	2022 Budget	2022 YTD Actuals As of 11/17/22	2023 Budget Requested	2023 Budget Recommended	2023 Budget Adopted
6008010 DISABILITY INSURANCE	9,638	10,912	7,639	11,176	11,176	11,176
6008013 HEALTH INS - RETIRE INCENTIVE	12,263	0	0	0	0	0
0000080 Employee Benefits Totals	3,461,397	3,855,783	2,794,687	4,252,061	4,253,179	4,253,179
Exp Total for Div: 3505	9,931,089	10,883,278	7,974,434	11,282,475	11,287,638	11,287,638
Total for Div: 35000000	-9,931,089	-10,883,278	-7,974,434	-11,282,475	-11,287,638	-11,287,638

Social Services

Social Services Programs – 35070006

Mission Statement

Promote self-sufficiency and assure the protection of vulnerable individuals. We strive to have an organization, which values the needs of the customers, the contributions of the staff, and the participation of the community. This vision shall be achieved through a culture, which encourages continuous improvement.

2023 Objectives

- Provide supportive transitional services, such as childcare, transportation, medical assistance and other benefits that enable recipients to increase and sustain their ability to maintain employment and become self-sufficient.
- Reduce the local cost of assistance payments through aggressive procurement of alternative benefits, diversion efforts, and enhanced FEDS programs.
- Aggressively work with TANF recipients to ensure progress toward self-sufficiency during the five-year limitation.
- Reduce care days in foster care with emphasis on reducing congregate care and focus on placing children with relatives in kinship foster care where appropriate.

2023 Budget Highlights

- Savings in residential placements.
- Savings in Safety Net expenditures.
- Use of detention only when warranted.
- Monitoring Raise the Age placements.
- Reduced traffic in the lobby by 25% due to implementation of mobile document upload for submission of documents.

REPORT:BP033

BROOME COUNTY GOVERNMENT
REVENUE AND APPROPRIATION SUMMARY
BY DEPARTMENT AND DIVISION

FUND: 1010 General Operating
DEPT: 35000000 Social Services
DIV: 04 Soc Svcs-Intergov Transfers

Account	2021 Actuals	2022 Budget	2022 YTD Actuals As of 11/17/22	2023 Budget Requested	2023 Budget Recommended	2023 Budget Adopted
0000040 Contractual Expenditures						
6004305 MMIS MEDICAL ASSISTANCE	1,754,137	1,701,549	1,490,557	728,820	740,859	740,859
0000040 Contractual Expenditures Totals	1,754,137	1,701,549	1,490,557	728,820	740,859	740,859
Exp Total for Div: 3504	1,754,137	1,701,549	1,490,557	728,820	740,859	740,859
Total for Div: 35000000	-1,754,137	-1,701,549	-1,490,557	-728,820	-740,859	-740,859

BROOME COUNTY GOVERNMENT
 REVENUE AND APPROPRIATION SUMMARY
 BY DEPARTMENT AND DIVISION

FUND: 1010 General Operating
 DEPT: 35000000 Social Services
 DIV: 07 Soc Svcs-Social Svcs Programs

Account	2021 Actuals	2022 Budget	2022 YTD Actuals As of 11/17/22	2023 Budget Requested	2023 Budget Recommended	2023 Budget Adopted
0000002 Departmental Income						
5000152 REPAYMENTS OF TANF	22,581	45,757	35,550	46,418	46,418	46,418
5000154 REPAYMENTS OF AID-CHILD CARE	552,477	520,664	323,520	507,877	507,877	507,877
5000156 REPAYMENTS OF SAFETY NET	737,970	1,224,137	541,150	997,198	997,198	997,198
5000157 REPAYMENTS OF ADULTS	0	1,499	421	1,165	1,165	1,165
5000158 REPAYMENTS OF BURIALS	82,896	71,557	54,814	73,498	73,498	73,498
5000159 REPAYMENTS OF SERV FOR RECIPIE	2,621	0	914	0	0	0
5000239 CSE PLACEMENTS	334,195	306,411	400,038	544,035	544,035	544,035
5000243 REPAYMENTS OF AID-JD/PINS	48,860	46,813	7,593	37,141	37,141	37,141
5000244 REPAYMENTS OF VA BURIALS	4,452	1,145	3,065	2,923	2,923	2,923
5000336 VA BURIALS CHARGEBACK	34,157	60,000	20,397	39,662	39,662	39,662
0000002 Departmental Income Totals	1,820,209	2,277,983	1,387,462	2,249,917	2,249,917	2,249,917
0000007 Misc Interfund Revenues						
5000530 REFUNDS OF PRIOR YEARS EXPENDI	635	247	4,712	7,104	7,104	7,104
5000543 PRIOR YEAR REFUNDS - TANF	13,530	8,255	10,513	11,345	11,345	11,345
5000544 PRIOR YEAR REFUNDS - SN	66,004	55,053	37,398	46,259	46,259	46,259
0000007 Misc Interfund Revenues Totals	80,169	63,555	52,623	64,708	64,708	64,708
0000008 State Aid						
5000853 MEDICAL ASSISTANCE	0	0	-51,634	0	0	0
5000854 TANF	1,909	0	1,121	0	0	0
5000855 SOCIAL SERVICES ADMINISTRATION	-36,975	70,063	67,143	66,768	66,768	66,768
5000857 CHILD CARE SCHOOL DISTRICTS	-76,639	0	0	0	0	0
5000858 CHILD CARE/FOSTER CARE (ADC)	7,096,842	5,944,097	6,750,915	6,326,755	6,326,755	6,326,755
5000859 JUVENILE DELINQUENT	477,063	505,935	569,119	435,559	435,559	435,559
5000861 SAFETY NET	2,058,372	2,865,003	1,958,725	2,912,774	2,912,774	2,912,774
5000862 EMERGENCY AID TO ADULTS	60,225	129,250	86,886	113,168	113,168	113,168
5000863 BURIALS	52,722	58,725	42,131	58,725	58,725	58,725
5000882 JD/PINS HOMES/INSTITUTIONS-ADC	367,757	550,616	365,249	211,007	211,007	211,007
5000884 POS	769,038	724,589	414,230	807,297	807,297	807,297
5000885 VA BURIALS	3,132	0	2,378	3,915	3,915	3,915
5000889 RAISE THE AGE	1,061,218	2,204,396	1,713,976	1,817,846	1,817,846	1,817,846
0000008 State Aid Totals	11,834,664	13,052,674	11,920,239	12,753,814	12,753,814	12,753,814
0000009 Federal Aid						
5000924 TANF	6,315,102	10,049,243	5,739,889	9,793,582	9,793,582	9,793,582

REPORT:BP033

BROOME COUNTY GOVERNMENT
REVENUE AND APPROPRIATION SUMMARY
BY DEPARTMENT AND DIVISION

FUND: 1010 General Operating
DEPT: 35000000 Social Services
DIV: 07 Soc Svcs-Social Svcs Programs

Account	2021 Actuals	2022 Budget	2022 YTD Actuals As of 11/17/22	2023 Budget Requested	2023 Budget Recommended	2023 Budget Adopted
5000925 SOCIAL SERVICES ADMINISTRATION	186,843	82,861	189,166	179,190	179,190	179,190
5000927 FOSTER CARE (ADC)	6,240,105	6,236,681	5,422,536	7,417,398	7,417,398	7,417,398
5000928 SAFETY NET	110,897	116,542	104,089	118,752	118,752	118,752
5000929 SERVICES FOR RECIPIENTS	533,632	875,146	1,068,736	875,146	875,146	875,146
5000953 EAF TANF	1,298,322	1,097,796	2,564,821	1,600,336	1,600,336	1,600,336
5000954 EAF JD/PINS	746,246	800,357	7,843	289,333	289,333	289,333
5000955 EAF POS	711,785	1,096,687	234,100	1,096,687	1,096,687	1,096,687
5000956 JD/PINS HOMES/INSTITUTIONS-ADC	227,200	556,606	180,737	241,656	241,656	241,656
5000960 CHILD CARE FUNDS	-369,956	7,066	-501,000	0	0	0
0000009 Federal Aid Totals	16,000,176	20,918,985	15,010,917	21,612,080	21,612,080	21,612,080
Rev Total for Div: 3507	29,735,218	36,313,197	28,371,241	36,680,519	36,680,519	36,680,519
0000040 Contractual Expenditures						
6004300 PURCHASE OF SERVICES	1,398,938	1,405,291	1,149,201	1,448,248	1,448,248	1,448,248
6004302 TANF DAY CARE	81,400	525,600	201,987	518,534	518,534	518,534
6004305 MMIS MEDICAL ASSISTANCE	30,572,729	36,340,655	28,240,723	36,402,782	36,402,782	36,402,782
6004306 SECURE DETENTION	0	240,000	627	240,000	240,000	240,000
6004308 TANF	6,217,755	9,561,010	6,608,485	9,540,000	9,540,000	9,540,000
6004309 EAF/TANF	142,437	375,000	49,828	300,000	300,000	300,000
6004311 INST PLACEMENT SCHOOL DISTRICT	921,011	1,100,000	1,000,647	1,100,000	1,100,000	1,100,000
6004312 FOSTER CARE HOMES/INSTITUTE-CW	2,523,960	2,459,903	2,429,924	2,886,055	2,886,055	2,886,055
6004313 FOSTER CARE HOMES/INSTITUTE-AD	13,437,819	12,698,627	13,656,231	15,065,904	15,065,904	15,065,904
6004315 FOSTER CARE NS DETENTION	539,467	474,500	361,901	355,875	355,875	355,875
6004316 JD/PINS INSTITUTIONS-ADC	464,342	1,141,267	569,928	491,619	491,619	491,619
6004317 JD CARE IN INSTITUTIONS	127,167	223,022	37,827	45,074	45,074	45,074
6004318 STATE TRAINING SCHOOLS	726,864	900,000	627,705	750,000	750,000	750,000
6004319 SAFETY NET	8,005,430	11,220,000	8,589,677	11,160,000	11,160,000	11,160,000
6004320 EMERGENCY AID FOR ADULTS	120,310	260,000	179,974	227,500	227,500	227,500
6004321 BURIALS	358,946	382,500	323,044	371,250	371,250	371,250
6004326 EAF/POS	1,296,781	1,246,202	975,196	1,336,845	1,336,845	1,336,845
6004327 EAF/FOSTER CARE	3,543,375	3,035,833	3,101,997	3,420,966	3,420,966	3,420,966
6004328 EAF/JD/PINS	679,871	989,333	38,434	51,516	51,516	51,516
6004330 VA BURIALS	39,748	60,000	26,625	46,500	46,500	46,500
6004331 RAISE THE AGE	1,483,612	2,104,396	1,398,310	1,742,846	1,742,846	1,742,846
6004573 OTHER FEES FOR SERVICES	810,414	1,069,195	912,804	1,069,195	1,069,195	1,069,195

BROOME COUNTY GOVERNMENT
 REVENUE AND APPROPRIATION SUMMARY
 BY DEPARTMENT AND DIVISION

FUND: 1010 General Operating
 DEPT: 35000000 Social Services
 DIV: 07 Soc Svcs-Social Svcs Programs

Account	2021 Actuals	2022 Budget	2022 YTD Actuals As of 11/17/22	2023 Budget Requested	2023 Budget Recommended	2023 Budget Adopted
0000040 Contractual Expenditures Totals	73,492,376	87,812,334	70,481,075	88,570,709	88,570,709	88,570,709
0000041 Chargeback Expenses						
6004610 PERSONNEL SERVICES CHARGEBACKS	121,147	162,624	87,031	137,624	137,624	137,624
6004635 RTA - PERSONNEL SERVICES	19,188	100,000	29,073	75,000	75,000	75,000
0000041 Chargeback Expenses Totals	140,335	262,624	116,104	212,624	212,624	212,624
Exp Total for Div: 3507	73,632,711	88,074,958	70,597,179	88,783,333	88,783,333	88,783,333
Total for Div: 35000000	-43,897,493	-51,761,761	-42,225,938	-52,102,814	-52,102,814	-52,102,814

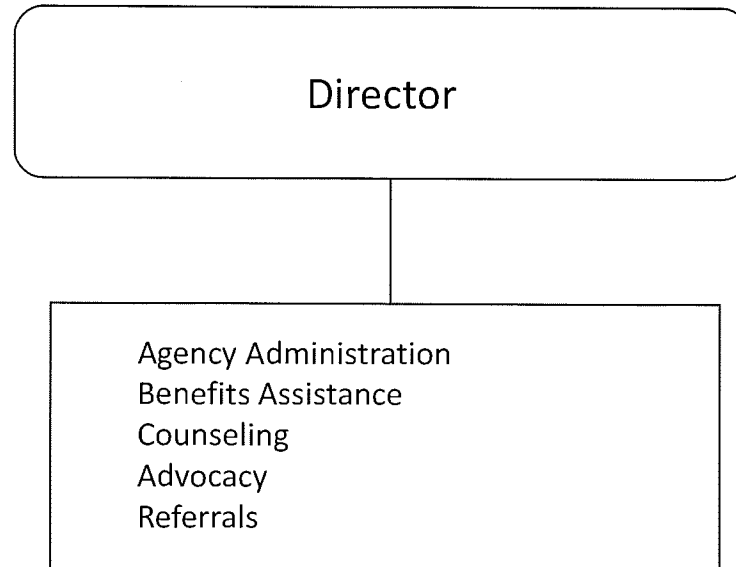
REPORT:BP033

BROOME COUNTY GOVERNMENT
REVENUE AND APPROPRIATION SUMMARY
BY DEPARTMENT AND DIVISION

FUND: 1010 General Operating
DEPT: 35000000 Social Services
DIV: 08

Account	2021 Actuals	2022 Budget	2022 YTD Actuals As of 11/17/22	2023 Budget Requested	2023 Budget Recommended	2023 Budget Adopted
0000009 Federal Aid						
5000930 HEAP	9,952,476	0	0	0	0	0
5000951 FEDERAL AID-HEALTH OTHER	8,289,373	0	0	0	0	0
0000009 Federal Aid Totals	18,241,849	0	0	0	0	0
Rev Total for Div: 3508	18,241,849	0	0	0	0	0
0000040 Contractual Expenditures						
6004305 MMIS MEDICAL ASSISTANCE	8,289,373	0	0	0	0	0
6004308 TANF	9,952,476	0	0	0	0	0
0000040 Contractual Expenditures Totals	18,241,849	0	0	0	0	0
Exp Total for Div: 3508	18,241,849	0	0	0	0	0
Total for Div: 35000000	0	0	0	0	0	0
Total for Dept: 35000000	-53,227,967	-62,084,953	-50,069,905	-61,654,411	-61,371,025	-61,371,025

Veterans Services



Veterans Services 3600006

Mission Statement

To provide counseling and assistance to veterans and their dependents by making them aware of federal, state and local benefits and to assist preparing, presenting and aid in the prosecution of claims governed by laws under the Department of Veterans Affairs.

Description

The Veterans Service Agency renders a wide variety of services to an estimated 11,178 veterans and their families, of all wars and conflicts, as well as peacetime service. Service is also extended to active duty servicemen/women and their families. Professional assistance and advice is given in the filing of applications for benefits under existing federal, state, and local laws and regulations. It is also a primary function of the office to familiarize veterans and their families of the Department of Veteran's Affairs benefits available to them.

The Veterans Service Agency assists veterans and their families in applying for such benefits as service connected compensation, nonservice connected pensions, widow benefits, referrals for VA Healthcare services, certification of documents, replacement of Separation of Military Service papers, conversion of government insurance, waiver of insurance, Veterans Affairs home loan applications, tax exemption, insurance benefits, headstones or markers, burial benefits, memorial flags, military funerals, and death gratuity pay.

2023 Objectives

- Coordinate all veterans' groups, service organizations in Broome County and county departments to maximize service to veterans and minimize duplication of efforts.
- Review nursing home cases to ensure that veterans and widows are receiving accurate VA pensions with aid and attendance allowance.
- Fund indigent burials of honorably discharged veterans, as well as family members who have died without sufficient means to afford funeral expenses.
- Ensure all honorably discharged veterans' graves have adequate flag holders, flags and headstones for those without markers.
- Maintain professional counseling and make appropriate referrals for veterans' healthcare and mental health evaluations.
- To better assist veterans in applying for, maintaining, and appealing adverse decisions regarding benefits.
- Expand services by conducting home visits to veterans and dependents whose disabilities inhibit their ability to leave their home, and counseling veterans at the local outreach center.
- Participate in continual service officer training.
Review VA rating decisions to ensure veterans and dependents receive maximum benefits.

2023 Budget Highlights

In providing representation in the development and presentation of claims before the Department of Veterans Affairs, the Veterans Service Agency has played a pivotal role in improving the economic well being of veterans and their dependents residing in Broome County. Per statistics released by the Office of Policy, Planning, and Preparedness of the Department of Veterans Affairs, total expenditures in fiscal year 2020 for Compensation and Pension benefits to Broome County veterans and their dependents was \$38,933,000.

- The Compensation and Pension category includes expenditures paid for disability for service-connected injuries; dependency and indemnity compensation for spouses due to veterans' service related deaths; income based nonservice connected pension; and burial benefits.
- In our continual effort to provide enhanced services to our veterans, this office continues to provide support to the Disabled American Veterans Transportation Service. The DAV transport service is composed of volunteer drivers operating a shuttle service from veteran's homes to the Binghamton VA Outpatient Clinic and the Syracuse VA Medical Center. The vehicles, fuel, insurance and maintenance are provided by the Syracuse VA Medical Center.
- In 2021, this Agency established 1,343 contacts with veterans and their dependents which includes in office visits, contacts by phone and mail. Through May of this year, established 508 contacts.
- Additionally, in 2021, assisted with the development and presentation of 220 original and new claims for benefits to the Department of Veterans Affairs.
- As a result of aggressive representation, total retroactive benefits paid to veterans and their dependents in 2021

totaled \$792,382 and monthly running awards totaled \$249,573. It is noteworthy through June of this year for the first time in recent years, the retroactive payments surpassed the one million dollar mark at \$1,115,621.

- Utilize an electronic scanning system for all VA documentation, creating paperless files, and elimination the time-consuming and labor intensive need for filing.
- This year the Veterans Service Agency increased support by awarding financial assistance to local veteran's projects including The American Cruisers Card Club raising funds to support various veterans 's organizations; Twin Tiers Honor Flight; discounted entry to Holiday Festival Lights; Black Bears Hockey Tickets; Cornell Cooperative Extension's Veteran's Resiliency Project promoting wellness in agriculture; Rural Health Network assisting veteran's in Northern Broome with minor home repairs. It is our goal in 2023 to continue to invest in community initiatives that raise awareness of veteran's needs and interest improving their quality of life.
- The Veterans Service Agency continues its partnership with ClearPathFor Veterans through the New York State Senate Grant to administer the Pfc Dwyer Peer to Peer Mentorship program to raise awareness and prevention of veteran's suicide rates and to connect veterans with community services.
- Continue to participate with the Veteran's Coalition consisting of the Binghamton Vet Center, The Southern Tier Veteran's Support Group, The New York State Division of Veterans' Services and StandWithMe to identify veteran's needs and network with community organizations.

Veterans Services 36000006

<u>Title of Position</u>	<u>Grade/Unit</u>	2021 <u>Actuals</u>	As of 7/5/2022 Current <u>Authorized</u>	2023 <u>Requested</u>	2023 <u>Recommended</u>	2023 <u>Adopted</u>
<u>Full-Time Positions</u>						
Veterans Director	25 Admin	1	1	1	1	1
Veterans Service Officer	16 CSEA	0	0	1	1	1
Veterans Service Officer	11 CSEA	1	1	0	0	0
Veterans Service Assistant	11 CSEA	0	1	1	1	1
Total Full-Time Positions		2	3	3	3	3
<u>Part-Time Positions</u>						
Veterans Service Officer	16 CSEA	0	0	1	1	1
Veterans Service Officer	11 CSEA	1	1	0	0	0
Senior Clerk	8 CSEA	1	0	0	0	0
Total Part-Time Positions		2	1	1	1	1
Total Positions		4	4	4	4	4

BROOME COUNTY GOVERNMENT
REVENUE AND APPROPRIATION SUMMARY BY DEPARTMENT

FUND: 1010 General Operating
DEPT: 36000000 Veterans Services

Account	2021 Actuals	2022 Budget	2022 YTD Actuals As of 11/17/22	2023 Budget Requested	2023 Budget Recommended	2023 Budget Adopted
0000002 Departmental Income						
5000224 TRANSFER TAX	754,939	400,000	621,551	450,000	450,000	450,000
5000431 MISCELLANEOUS	0	0	25	0	0	0
0000002 Departmental Income Total	754,939	400,000	621,576	450,000	450,000	450,000
0000007 Misc Interfund Revenues						
5000531 GIFTS AND DONATIONS	5,534	0	130	0	0	0
5000545 CREDIT CARD REBATES	82	70	9	0	0	0
5000561 TRANSFER FROM RESERVE FUND	0	197,238	197,238	107,428	112,497	112,497
0000007 Misc Interfund Revenues Total	5,616	197,308	197,377	107,428	112,497	112,497
0000008 State Aid						
5000867 VETERANS SERVICE AGENCIES	12,750	15,000	0	30,000	30,000	30,000
0000008 State Aid Total	12,750	15,000	0	30,000	30,000	30,000
Rev Totals for Dept: 36000000	773,305	612,308	818,953	587,428	592,497	592,497
0000010 Personnel Service						
6001000 SALARIES FULL-TIME	107,783	147,889	106,240	164,166	168,137	168,137
6001001 SALARIES PART-TIME	14,530	16,450	11,663	20,869	20,869	20,869
6001003 SALARIES OVERTIME	2,556	0	0	0	0	0
0000010 Personnel Service Totals	124,869	164,339	117,903	185,035	189,006	189,006
0000040 Contractual Expenditures						
6004010 BOOKS AND SUBSCRIPTIONS	305	800	315	800	800	800
6004012 OFFICE SUPPLIES	2,641	1,500	502	1,500	1,500	1,500
6004105 DUES AND MEMBERSHIPS	30	450	40	450	450	450
6004106 GENERAL OFFICE EXPENSES	170	1,500	0	1,500	1,500	1,500
6004115 ELECTRIC CURRENT	2,209	0	0	0	0	0
6004117 BUILDING AND GROUNDS EXPENSES	253	0	0	0	0	0
6004146 SUBCONTRACTED PROGRAM EXPENSE	90,145	125,000	124,448	125,000	125,000	125,000

REPORT:BP032

BROOME COUNTY GOVERNMENT
REVENUE AND APPROPRIATION SUMMARY BY DEPARTMENT

FUND: 1010 General Operating
DEPT: 36000000 Veterans Services

Account	2021 Actuals	2022 Budget	2022 YTD Actuals As of 11/17/22	2023 Budget Requested	2023 Budget Recommended	2023 Budget Adopted
6004147 OTHER PROGRAM EXPENSE	23,328	18,000	19,794	20,000	20,000	20,000
6004161 TRAVEL HOTEL AND MEALS	0	3,000	0	3,000	3,000	3,000
6004196 COPYING MACHINE RENTALS	558	0	930	600	600	600
0000040 Contractual Expenditures Totals	119,639	150,250	146,029	152,850	152,850	152,850
0000041 Chargeback Expenses						
6004602 INSURANCE PREMIUM CHARGEBACK	2,071	2,717	2,717	3,523	3,523	3,523
6004606 TELEPHONE BILLING ACCOUNT	1,412	1,753	1,145	917	917	917
6004609 DATA PROCESSING CHARGEBACKS	12,418	22,372	6,686	6,165	6,165	6,165
6004614 OTHER CHARGEBACK EXPENSES	64	273	0	26	26	26
6004617 DUPLICATING/PRINTING CHARGEBAC	926	469	461	21	21	21
6004618 OFFICE SUPPLIES CHARGEBACK	0	4,075	0	865	865	865
6004621 BUILDING AND LAND RENTAL CHARG	0	29,952	0	29,952	29,952	29,952
6004630 VA BURIALS CHARGEBACK	34,157	53,635	20,397	39,662	39,662	39,662
0000041 Chargeback Expenses Totals	51,048	115,246	31,406	81,131	81,131	81,131
0000080 Employee Benefits						
6008001 STATE RETIREMENT	17,020	23,650	15,270	28,168	28,962	28,962
6008002 SOCIAL SECURITY	9,281	12,572	8,777	14,155	14,459	14,459
6008004 WORKERS COMPENSATION	363	415	311	1,015	1,015	1,015
6008006 LIFE INSURANCE	16	45	9	45	45	45
6008007 HEALTH INSURANCE	14,189	25,782	12,660	27,072	27,072	27,072
6008009 RETIREE HEALTH INSURANCE	23,556	29,921	4,940	7,781	7,781	7,781
6008010 DISABILITY INSURANCE	88	88	73	176	176	176
0000080 Employee Benefits Totals	64,513	92,473	42,040	78,412	79,510	79,510
0000090 Transfers						
6009002 TRANSFER TO GRANT FUND	90,000	90,000	46,580	90,000	90,000	90,000
0000090 Transfers Totals	90,000	90,000	46,580	90,000	90,000	90,000
Exp Totals for Dept: 36000000	450,069	612,308	383,958	587,428	592,497	592,497
Total for Dept: 36000000	323,236	0	434,995	0	0	0

Home and Community Services

<u>Department/Division</u>	<u>Page</u>
Planning and Economic Development	356
Solid Waste Management	362

Planning and Economic Development



Planning and Economic Development

Mission Statement

To enhance the quality of life in Broome County through balanced and sustainable economic, physical, and environmental planning for Broome County and its constituent municipalities. Provide technical planning and environmental services assistance to the County Executive, County Legislature and municipal jurisdictions and implement projects and programs designed to improve the economy, environment, and physical infrastructure of the County.

Description

The Department of Planning and Economic Development provides professional services to Broome County Government, its departments, and municipalities as well as to other public and private entities. The Department assists in land-use planning, zoning, grant writing, economic development, environmental planning, local land use reviews (GML 239), community assistance, GIS mapping, research, and infrastructure development. Advisory guidance is provided by the Environmental Management Council and BMTS Advisory Committee, and the Broome-Tioga Stormwater Coalition. We adhere to planning best practices in the areas of public participation and engagement to ensure that plans and policies reflect the needs of residents and local communities.

2023 Objectives

Comprehensive Plans, Studies and Technical Assistance:

- Completion of updated Broome County Comprehensive Plan and detailed studies, including a housing needs assessment.

- Continue providing support and assistance to Broome County municipalities on local comprehensive plan development.
- Collaboration with County Departments for planning and implementation of efficient and resilient capital improvements.
- Conduct training and workshops for municipal officials.
- Work with municipal officials to coordinate 239 reviews, zoning, and subdivision reviews.
- Administer the Susquehanna Heritage Area program to protect and preserve our cultural resources.
- Continue to collaborate with Broome County Land Bank.

Economic Development:

- Continue implementation of iDistricts in Binghamton, Endicott, and Johnson City.
- Implementation of broadband improvement efforts.
- Plan for modernization of infrastructure and services.
- Administer and market the Go All Out Broome campaign.
- Continue work through the Greater Binghamton Fund.
- Continue the effective collaboration with the Agency for economic development services and business assistance grants.
- Collaborate with economic development entities in the region for a continued coordinated approach to economic development.

Disaster Mitigation and Management:

- Begin federally required five year Hazard Mitigation Plan Update
- Continue to coordinate the Flood Task Force and administer disaster related grant programs and evaluate and implement new and better resiliency strategies.
- Continue implementation of federally mandated Storm Water Management Plan and facilitating public education and participation for permit compliance.
- Continue to actively participate in the BC Community Organizations Around Disasters (BCCOAD).

Grants and Grants Administration:

- Effectively manage the Hotel-Motel fund to maximize its impact by leveraging the fund with other resources.
- Aggressively pursue state, federal, and other grant funding to meet County goals and objectives.

Agriculture:

- Implement the Agriculture Economic Development Plan.
- Continue to work with the Agriculture Task Force to support and expand farming in Broome County.
- Continue participation on and provide support for the Ag and Farmland Protection Board.

Environment:

- Initiate environmental assessments of brownfield sites.
- Continue work on the Endicott Johnson Industrial Spine BOA and efforts related to Endicott brownfields.
- Focus on continued sustainability projects and initiatives as a bronze certified Climate Smart Community.
- Develop a Sustainable Operations Action Plan to identify projects and funding for county operations and facilities to enhance efficiency and sustainability.
- Develop a comprehensive County energy and resilience plan for inclusion in the Comprehensive Plan.

GIS:

- Continue to expand the County's GIS capabilities.

Continue participation on the following Boards and Committees:

- Agriculture and Farmland Protection Board
- Agricultural Task Force
- BMTS Pedestrian and Bicycle Advisory Committee

- BMTS Planning Committee
- Broome County Chronic Disease Leadership Team
- Broome County Community Health Assessment Steering Committee
- Broome County COVID-19 Recovery Task Force
- Broome County Environmental Management Council
- Broome County Flood Task Force
- Broome Tioga Stormwater Coalition
- Communities Organizations Active in Disasters (COAD)
- Department of Public Art
- Greater Binghamton Fund Work Group
- Greenway Steering Committee
- Headwaters River Trail
- Local Emergency Planning Committee
- Long-Term Care Council
- NYS DEC Region 7 Open Space Committee
- Southern Tier 8 Regional Planning Development Board
- Susquehanna Heritage Area Commission and Advisory Board
- New York State Path Through History Local Committee

2023 Budget Highlights

Planning will continue our focus on identification and implementation of projects that will enhance local communities and neighborhoods, attract a robust workforce, and protect and celebrate the unique character of our communities. We will continue our focus on identifying funding opportunities for implementation of projects and programs with a focus on modernized, resilient and efficient infrastructure and operations. We will invest in staff resources and sound planning and analysis to prepare for these opportunities as they become available.

Planning and Economic Development 37000007

<u>Title of Position</u>	<u>Grade/Unit</u>	2021 <u>Actuals</u>	As of	2023 <u>Requested</u>	2023 <u>Recommended</u>	2023 <u>Adopted</u>
			Aug 1,2022 Current <u>Authorized</u>			
<u>Full-Time Positions</u>						
Comm. Of Planning and Economic Development*	H Admin	1	1	1	1	1
Director of Planning	24 BAPA	1	1	1	1	1
GIS Administrator	24 BAPA	1	1	1	1	1
Chief Planner**	23 BAPA	1	1	1	1	1
Senior Planner	21 CSEA	2	3	3	3	3
Senior Environmental Planner***	21 CSEA	1	1	0	0	0
Planner	18 CSEA	1	2	2	2	2
Program Coordinator(Planning)	18 CSEA	1	0	0	0	0
Principal Account Clerk	13 CSEA	0	0	1	1	1
Senior Account Clerk	9 CSEA	1	1	0	0	0
GIS Specialist	20 CSEA	1	1	1	1	1
GIS Technician	15 CSEA	1	1	1	1	1
Total Full-Time Positions		12	13	12	12	12
<u>Part-Time Positions</u>						
Total Part-Time Positions		0	0	0	0	0
Total Positions		12	13	12	12	12

* One position unfunded since 2016

** One position unfunded since 2016

***One position unfunded since 2011, abolished in 2023

REPORT:BP032

BROOME COUNTY GOVERNMENT
REVENUE AND APPROPRIATION SUMMARY BY DEPARTMENT

FUND: 1010 General Operating
DEPT: 37000000 Planning and Econ Development

Account	2021 Actuals	2022 Budget	2022 YTD Actuals As of 11/17/22	2023 Budget Requested	2023 Budget Recommended	2023 Budget Adopted
0000002 Departmental Income						
5000189 OTHER LOCAL GOVERNMENTS	36,000	31,000	31,500	32,000	32,000	32,000
5000333 OTHER DEPARTMENTAL CHARGEBACK	3,907	45,000	45,000	45,000	45,000	45,000
0000002 Departmental Income Total	39,907	76,000	76,500	77,000	77,000	77,000
0000006 Sale of Prop and Comp for Loss						
5000513 MINOR SALES - PLANNING	1,117	1,500	908	1,500	1,500	1,500
0000006 Sale of Prop and Comp for Loss Total	1,117	1,500	908	1,500	1,500	1,500
Rev Totals for Dept: 37000000	41,024	77,500	77,408	78,500	78,500	78,500
0000010 Personnel Service						
6001000 SALARIES FULL-TIME	488,824	582,692	414,735	601,970	601,970	601,970
6001002 SALARIES TEMPORARY	4,058	0	10,208	4,000	4,000	4,000
6001003 SALARIES OVERTIME	133	0	0	0	0	0
0000010 Personnel Service Totals	493,015	582,692	424,943	605,970	605,970	605,970
0000040 Contractual Expenditures						
6004010 BOOKS AND SUBSCRIPTIONS	0	200	0	0	0	0
6004012 OFFICE SUPPLIES	1,372	2,320	1,501	2,300	2,300	2,300
6004100 POSTAGE AND FREIGHT	0	200	0	0	0	0
6004105 DUES AND MEMBERSHIPS	14,962	16,200	14,767	18,000	18,000	18,000
6004106 GENERAL OFFICE EXPENSES	0	1,000	0	1,000	1,000	1,000
6004137 ADVERTISING AND PROMOTION EXPE	757	2,000	100	2,000	2,000	2,000
6004160 MILEAGE AND PARKING-LOCAL	0	100	0	100	100	100
6004161 TRAVEL HOTEL AND MEALS	0	100	632	1,000	1,000	1,000
6004162 EDUCATION AND TRAINING	0	900	556	1,500	1,500	1,500
6004169 DAY TRIP MEAL REIMBURSEMENT	0	100	86	100	100	100
6004196 COPYING MACHINE RENTALS	428	3,000	1,608	8,200	8,200	8,200
6004255 CONTRACTED SERVICES	32,940	116,000	38,295	100,000	100,000	100,000
6005017 SOIL CONSERVATION SERVICE	72,970	72,970	72,970	72,970	72,970	72,970
0000040 Contractual Expenditures Totals	123,429	215,090	130,515	207,170	207,170	207,170

BROOME COUNTY GOVERNMENT
 REVENUE AND APPROPRIATION SUMMARY BY DEPARTMENT

FUND: 1010 General Operating
 DEPT: 37000000 Planning and Econ Development

Account	2021 Actuals	2022 Budget	2022 YTD Actuals As of 11/17/22	2023 Budget Requested	2023 Budget Recommended	2023 Budget Adopted
0000041 Chargeback Expenses						
6004602 INSURANCE PREMIUM CHARGEBACK	342	897	427	1,155	1,155	1,155
6004609 DATA PROCESSING CHARGEBACKS	0	0	0	25,760	25,760	25,760
6004615 GASOLINE CHARGEBACK	287	625	26	450	450	450
6004616 FLEET SERVICE CHARGEBACK	1,220	2,500	1,250	2,625	2,625	2,625
0000041 Chargeback Expenses Totals	1,849	4,022	1,703	29,990	29,990	29,990
0000060 Principal on Indebtedness						
6006008 PRINCIPAL ON CAPITAL LEASE	869	0	0	0	0	0
0000060 Principal on Indebtedness Totals	869	0	0	0	0	0
0000070 Interest on Indebtedness						
6007005 INTEREST ON CAPITAL LEASE	193	0	0	0	0	0
0000070 Interest on Indebtedness Totals	193	0	0	0	0	0
0000080 Employee Benefits						
6008001 STATE RETIREMENT	77,010	96,030	65,151	108,003	108,003	108,003
6008002 SOCIAL SECURITY	35,594	44,577	30,639	46,074	46,074	46,074
6008004 WORKERS COMPENSATION	1,632	3,417	1,627	6,972	6,972	6,972
6008006 LIFE INSURANCE	64	150	35	150	150	150
6008007 HEALTH INSURANCE	89,170	120,850	81,410	132,181	132,181	132,181
6008009 RETIREE HEALTH INSURANCE	49,743	56,553	37,702	59,381	59,381	59,381
6008010 DISABILITY INSURANCE	489	703	367	703	703	703
0000080 Employee Benefits Totals	253,702	322,280	216,931	353,464	353,464	353,464
Exp Totals for Dept: 37000000	873,057	1,124,084	774,092	1,196,594	1,196,594	1,196,594
Total for Dept: 37000000	-832,033	-1,046,584	-696,684	-1,118,094	-1,118,094	-1,118,094

Solid Waste Management

Commissioner of Public Works, Parks, Recreation and Youth Services

Director of Solid Waste Management

Recycling

County-wide Recycling Programs

- Recycling Contract
- Curbside and Drop-off sites
- Education and Outreach
- Technical Assistance
- Market Research
- Pilot Projects

Hazardous Waste Programs

- Hazardous Waste Hauler Contract
- Facility Operations
- Residential Program
- Commercial and Institutional Program
- Site Health and Safety
- Education and Outreach
- Battery Drop-off

Medical Waste Program

Grant Applications

Grants

- Municipal Waste Reduction and Recycling Coordinator
- EPF Recycling Equipment
- Household Hazardous Waste
- State Assistance Program

Administration

- Fiscal Management
- Engineering Oversight
- Planning and Development
- Landfill Design and Permitting
- Host Community Benefits
- Buffer Property Management
- Local Law Implementation
- Grant Management

Landfill

Operations

- Landfilling and Daily Cover
- Scale Revenues and Billing
- Hauler and Customer Service
- Hauler Permitting and Assistance
- Recycling and Composting
- Pallet and Mulch Processing
- Leachate Hauling
- Residential Drop-off Service
- Groundwater Monitoring
- Equipment, Building and Ground Maintenance
- Bird Mitigation, Illegal Dumping, Nuisance Control
- Contract Administration
- Leachate Treatment Facility
- Landfill Gas Management and Electrical Generation
- Landfill Closure and Remediation
- Landfill Reclamation

Solid Waste Management

Mission Statement

Provide the community with an integrated program for managing solid waste in an economically sound and environmentally safe manner.

Description

Since its inception in 1989, the Division of Solid Waste Management has been responsible for County solid waste operations with the cost of operations financed by user fees.

Complying with changing state and federal regulations governing the solid waste industry, the Division of Solid Waste Management has effectively contained costs and remained economically competitive.

Landfill operations focus on maximum compaction of the waste resulting in the most effective use of airspace. Recycling goals are set by the New York State Beyond Waste Plan. As per regulations the County has developed a Solid Waste Management Plan (SWMP) which is a ten (10) year plan that was updated in 2020. The SWMP outlines waste reduction, recycling and composting goals specific to Broome County.

A solid waste management system is a critical part of Broome County's infrastructure in supporting public health, safety and welfare in the County as well as providing present and future economic development potential. Safe, environmentally sound, and stable solid waste disposal is not only critical to the residents of this county, it is essential to commercial and industrial entities that would do business in our community.

The Division of Solid Waste Management oversees:

- Implementation of the comprehensive Broome County Solid Waste Management System.
- The county material recovery programs including waste reduction, reuse, recycling, and composting.
- The operations and maintenance of the county sanitary landfill and solid waste disposal facilities serving the entire county are located at the intersection of the towns of Barker, Maine, and Nanticoke.
- The implementation and management of all charges and user fees imposed by the County Legislature for solid waste disposal or handling.
- The coordination of all engineering services for solid waste management operations.
- The procurement, evaluation, and selection for the Legislature's consideration such firms as necessary to provide professional services in conjunction with county solid waste management programs.
- Public education and outreach to all county residents, businesses and schools.
- The Eco Center featuring a community giveback program and reuse of building materials to increase waste reduction and sustainability.
- Operate and maintain a permanent household hazardous waste facility to provide proper disposal of hazardous waste and electronics from residences and Conditionally Exempt Small Quantity Generators.

2023 Objectives

- Administer the solid waste management system for our community.
- Manage landfill gas collection efficiently and effectively.
- Maximize the generation of electricity from the collection of additional landfill gas.
- Continue to investigate food waste composting opportunities in the region.
- Efficiently manage the hazardous waste facility.
- Manage the countywide recycling program and increase waste reduction efforts.
- Improve the division's comprehensive health and safety programs.
- Maximize compaction techniques used on the landfill to make the efficient use of airspace.
- Match revenue with expense.
- Operate our leachate treatment facility as efficiently as possible and continue to maximize the amount of treated leachate discharging into the sewer system.
- Manage ongoing operations and maintenance of landfill, its properties, programs, and functions so that
 - The facility continues to follow all applicable permits and regulations, and
 - To ensure the health and safety of the public, the environment, and all landfill employees.
- Investigate future grant opportunities through the New York State DEC.
- Continue to support and foster product stewardship efforts.
- Maintain a free bulky rigid plastics recycling drop-off program to increase waste diversion and recycling.

- Promote the paper shredding event to provide secure recycling of residential documents.
- Promote the special event recycling bin loan program to increase recycling.
- Continue to move forward the landfill reclamation project.
- Continue the Beautification and Environmental Stewardship Grant program.

2023 Budget Highlights

- Maintain operations and established solid waste and recycling programs at a reasonable tip fee with no use of property tax funding.
- Continue to move forward the reclamation project with the goal of reducing leachate generation and gaining substantial landfill capacity.

Solid Waste Management 38010007, 38040007, 38050007

<u>Title of Position</u>	<u>Grade/Unit</u>	<u>2021 Actuals</u>	<u>Current Authorized</u>	<u>2023 Requested</u>	<u>2023 Recommended</u>	<u>2023 Adopted</u>
<u>Full Time Positions</u>						
Director of Solid Waste Management	27 BAPA	1	1	1	1	1
Materials Recovery Manager	21 CSEA	1	1	1	1	1
Solid Waste Management Specialist	21 CSEA	1	1	1	1	1
Leachate and Waste Water Technician	21 CSEA	0	1	1	1	1
Solid and Hazardous Waste Facility Technician	19 CSEA	1	1	1	1	1
Sanitary Landfill Supervisor	AFSCME	1	1	1	1	1
Assistant Sanitary Landfill Supervisor	AFSCME	1	1	1	1	1
Equipment Mechanic III	AFSCME	1	1	1	1	1
Equipment Mechanic I	AFSCME	0	1	1	1	1
Laborer	AFSCME	4	4	4	4	4
Publics Works Office Assistant*	AFSCME	0	0	3	3	3
Landfill Clerk**	AFSCME	3	3	1	1	1
Motor Equipment Operator III	AFSCME	8	8	8	8	8
Motor Equipment Operator II	AFSCME	1	1	1	1	1
Total Full-Time Positions		23	25	26	26	26
<u>Part Time Positions</u>						
None						
Total Part-Time Positions		0	0	0	0	0
Total Positions		23	25	26	26	26

* Three Landfill Clerk positions changed to PW Office Assistants in 2023

** Two Temporary Clerk positions changed to one full time Landfill Clerk position in 2023

REPORT:BP032

BROOME COUNTY GOVERNMENT
REVENUE AND APPROPRIATION SUMMARY BY DEPARTMENT

FUND: 2020 SWM Operating

DEPT: 38000000 Solid Waste Management

Account	2021 Actuals	2022 Budget	2023 YTD Actuals As of 11/17/22	2023 Budget Requested	2023 Budget Recommended	2023 Budget Adopted
0000002 Departmental Income						
5000189 OTHER LOCAL GOVERNMENTS	47,523	29,000	28,333	48,000	48,000	48,000
5000223 TIPPING FEES	10,143,545	10,967,765	8,999,057	12,305,250	12,305,250	12,305,250
5000225 DISPOSAL FEES	39,035	40,000	23,021	44,000	44,000	44,000
5000426 MISCELLANEOUS	62,805	61,000	76,885	65,000	65,000	65,000
5000431 MISCELLANEOUS	473,158	165,800	145,114	200,782	200,782	200,782
5000440 CHARGEBACK OF SERVICES PROVIDE	6,126	66,000	10,485	7,100	7,100	7,100
0000002 Departmental Income Total	10,772,192	11,329,565	9,282,895	12,670,132	12,670,132	12,670,132
0000003 Use of Money						
5000451 INTEREST AND EARNINGS	8,757	10,000	24,348	7,000	7,000	7,000
0000003 Use of Money Total	8,757	10,000	24,348	7,000	7,000	7,000
0000004 LIcenses and Permits						
5000481 PERMITS	22,570	23,910	25,234	25,050	25,050	25,050
0000004 LIcenses and Permits Total	22,570	23,910	25,234	25,050	25,050	25,050
0000006 Sale of Prop and Comp for Loss						
5000510 SALE OF SCRAP & EXCESS MATERIA	67,219	24,850	51,397	63,700	63,700	63,700
0000006 Sale of Prop and Comp for Loss Total	67,219	24,850	51,397	63,700	63,700	63,700
0000007 Misc Interfund Revenues						
5000530 REFUNDS OF PRIOR YEARS EXPENDI	769	0	643	0	0	0
5000532 PREMIUM & ACCRUED INT ON OBLIG	160,052	0	0	0	0	0
5000534 TRANSFER FROM INSURANCE RESERV	0	0	1,034	0	0	0
5000545 CREDIT CARD REBATES	34	0	72	0	0	0
5000551 CHANGE IN OPEB LIABILITY	459,236	0	0	0	0	0
5000570 EARNINGS ON TEMPORARY INVESTME	2,384	0	0	0	0	0
0000007 Misc Interfund Revenues Total	622,475	0	1,749	0	0	0
0000008 State Aid						
5000808 OTHER STATE AID	1,359,120	143,398	70,387	146,693	146,693	146,693

BROOME COUNTY GOVERNMENT
REVENUE AND APPROPRIATION SUMMARY BY DEPARTMENT

FUND: 2020 SWM Operating
DEPT: 38000000 Solid Waste Management

Account	2021 Actuals	2022 Budget	2022 YTD Actuals As of 11/17/22	2023 Budget Requested	2023 Budget Recommended	2023 Budget Adopted
0000008 State Aid Total	1,359,120	143,398	70,387	146,693	146,693	146,693
0000009 Federal Aid						
5000952 ARRA DEBT REIMBURSEMENT	46,412	42,866	32,663	37,284	37,284	37,284
0000009 Federal Aid Total	46,412	42,866	32,663	37,284	37,284	37,284
Rev Totals for Dept: 38000000	12,898,745	11,574,589	9,488,673	12,949,859	12,949,859	12,949,859
0000010 Personnel Service						
6001000 SALARIES FULL-TIME	1,006,792	1,264,683	819,644	1,341,527	1,341,527	1,341,527
6001002 SALARIES TEMPORARY	50,186	60,029	36,049	32,665	32,665	32,665
6001003 SALARIES OVERTIME	97,446	131,700	107,010	111,636	111,636	111,636
6001004 SALARIES SHIPT DIFFERENTIAL	0	1,600	0	1,000	1,000	1,000
6001006 OUT OF TITLE PAY	9,223	25,000	9,766	12,000	12,000	12,000
6001009 OTHER PERSONNEL SERVICES	3,770	3,800	3,650	3,864	3,864	3,864
0000010 Personnel Service Totals	1,167,417	1,486,812	976,119	1,502,692	1,502,692	1,502,692
0000020 Equipment and Capital Outlay						
6002303 CONSTRUCTION MOTOR EQUIPMENT	0	500,000	633,948	450,000	450,000	450,000
6002304 OTHER MOTOR VEHICLES	0	85,000	0	70,000	70,000	70,000
6002709 OTHER OPERATIONAL EQUIPMENT	0	20,000	0	212,000	212,000	212,000
0000020 Equipment and Capital Outlay Totals	0	605,000	633,948	732,000	732,000	732,000
0000040 Contractual Expenditures						
6004000 MAT & SUPPLIES-SURFACE TREAT	0	250,000	0	341,000	341,000	341,000
6004001 MAT & SUPPLIES-SIGNS & POSTS	0	1,000	0	2,000	2,000	2,000
6004010 BOOKS AND SUBSCRIPTIONS	119	1,280	0	1,206	1,206	1,206
6004011 DUPLICATING AND PRINTING RM SU	0	1,500	783	1,500	1,500	1,500
6004012 OFFICE SUPPLIES	5,829	7,200	6,837	10,750	10,750	10,750
6004021 BLDG MAINTENANCE SUPPLIES	1,168	6,000	4,482	7,500	7,500	7,500
6004022 FUEL AND HEATING SUPPLIES	22,030	18,000	19,117	30,000	30,000	30,000
6004023 BLDG AND GROUNDS SUPPLIES	3,217	2,850	1,105	4,100	4,100	4,100

REPORT:BP032

BROOME COUNTY GOVERNMENT
REVENUE AND APPROPRIATION SUMMARY BY DEPARTMENT

FUND: 2020 SWM Operating

DEPT: 38000000 Solid Waste Management

Account	2021 Actuals	2022 Budget	2022 YTD Actuals As of 11/17/22	2023 Budget Requested	2023 Budget Recommended	2023 Budget Adopted
6004030 FOOD AND BEVERAGES	0	50	0	50	50	50
6004040 MOTOR EQUIPMENT SUPPLIES	145,592	200,000	121,907	225,000	225,000	225,000
6004041 PHOTOGRAPHIC SUPPLIES	0	100	0	100	100	100
6004045 TRAINING AND EDUCATIONAL SUPPL	233	1,950	0	2,150	2,150	2,150
6004046 GAS OIL GREASE AND DIESEL FUEL	267,468	340,200	390,959	461,125	461,125	461,125
6004047 TIRES AND TUBES	34,726	30,000	17,452	47,500	47,500	47,500
6004048 MISC OPERATIONAL SUPPLIES	61,497	100,209	75,749	120,235	120,235	120,235
6004049 LEACHATE SUPPLIES	122,581	125,800	116,932	166,000	166,000	166,000
6004052 UNIFORMS	0	2,200	0	4,000	4,000	4,000
6004054 SAFETY SUPPLIES	7,639	8,500	6,969	12,700	12,700	12,700
6004055 COMPUTER SOFTWARE AND SUPPLIES	0	9,000	76,933	5,000	5,000	5,000
6004100 POSTAGE AND FREIGHT	134	1,150	202	320	320	320
6004105 DUES AND MEMBERSHIPS	1,534	1,979	1,579	2,047	2,047	2,047
6004112 BLDG GROUNDS AND EQUIP REPAIR	17,692	24,850	15,380	121,000	121,000	121,000
6004113 WATER AND SEWAGE CHARGES	230,864	314,180	191,796	348,880	348,880	348,880
6004115 ELECTRIC CURRENT	43,009	44,800	34,270	43,000	43,000	43,000
6004117 BUILDING AND GROUNDS EXPENSES	5,492	9,200	4,867	9,000	9,000	9,000
6004121 LAUNDRY AND DRY CLEANING EXPEN	2,985	3,400	2,249	4,000	4,000	4,000
6004130 MOTOR EQUIP REPAIRS AND MAINT	21,391	55,000	21,114	65,000	65,000	65,000
6004135 LONG TERM MAINT & CLOSURE COST	5,077,359	1,225,869	0	1,426,401	1,426,401	1,426,401
6004136 OPERATIONAL EQUIPMENT REPAIRS	1,202	10,000	3,259	10,000	10,000	10,000
6004137 ADVERTISING AND PROMOTION EXPE	30,260	43,859	30,307	46,000	46,000	46,000
6004138 OTHER OPERATIONAL EXPENSES	174,216	278,100	156,830	315,350	315,350	315,350
6004146 SUBCONTRACTED PROGRAM EXPENSE	665,252	952,675	454,687	1,184,734	1,184,734	1,184,734
6004147 OTHER PROGRAM EXPENSE	451,429	295,570	129,559	185,600	185,600	185,600
6004160 MILEAGE AND PARKING-LOCAL	0	125	0	150	150	150
6004161 TRAVEL HOTEL AND MEALS	310	5,138	2,248	5,318	5,318	5,318
6004162 EDUCATION AND TRAINING	2,493	9,405	2,305	8,586	8,586	8,586
6004168 OTHER PERSONNEL EXPENSES	880	425	425	425	425	425
6004191 OUTSIDE RENTALS-MACHINERY	0	50,000	0	50,000	50,000	50,000
6004196 COPYING MACHINE RENTALS	2,069	2,000	1,817	2,000	2,000	2,000
6004203 INSURANCE CLAIMS	434	0	0	0	0	0
6004504 OTHER FINANCIAL SERVICES	2,719	2,253	1,712	1,640	1,640	1,640
6004580 BAD DEBT EXPENSE	-537	0	0	0	0	0
6004593 OTHER GOVERNMENTS PAYMENTS	1,067,333	992,081	762,142	1,160,048	1,160,048	1,160,048
0000040 Contractual Expenditures Totals	8,470,619	5,427,898	2,655,973	6,431,415	6,431,415	6,431,415
0000041 Chargeback Expenses						
6004601 INDIRECT COSTS	139,289	150,711	0	136,635	136,635	136,635
6004602 INSURANCE PREMIUM CHARGEBACK	4,741	5,507	4,130	6,974	6,974	6,974
6004604 DPW SECURITY CHARGEBACKS	3,720	3,720	1,860	87,045	87,045	87,045

BROOME COUNTY GOVERNMENT
REVENUE AND APPROPRIATION SUMMARY BY DEPARTMENT

FUND: 2020 SWM Operating
DEPT: 38000000 Solid Waste Management

Account	2021 Actuals	2022 Budget	2022 YTD Actuals As of 11/17/22	2023 Budget Requested	2023 Budget Recommended	2023 Budget Adopted
6004605 COUNTY ATTORNEY CHARGEBACKS	52,325	53,900	39,244	53,900	53,900	53,900
6004606 TELEPHONE BILLING ACCOUNT	13,671	11,333	10,048	10,675	10,675	10,675
6004609 DATA PROCESSING CHARGEBACKS	60,272	69,863	34,932	40,741	40,741	40,741
6004610 PERSONNEL SERVICES CHARGEBACKS	68,100	70,572	70,570	72,866	72,866	72,866
6004614 OTHER CHARGEBACK EXPENSES	129	367	129	185	185	185
6004615 GASOLINE CHARGEBACK	180	413	346	675	675	675
6004616 FLEET SERVICE CHARGEBACK	2,440	2,500	2,500	2,625	2,625	2,625
6004617 DUPLICATING/PRINTING CHARGEBAC	976	802	1,228	1,150	1,150	1,150
6004618 OFFICE SUPPLIES CHARGEBACK	1,606	2,894	936	1,489	1,489	1,489
6004619 BUILDING SERVICE CHARGEBACK	207	5,000	0	5,000	5,000	5,000
0000041 Chargeback Expenses Totals	347,656	377,582	165,923	419,960	419,960	419,960
0000042 Depreciation						
6004801 DEPRECIATION - BUILDINGS	8,618	0	0	0	0	0
6004803 DEPRECIATION - IMPROV O/T BLDG	2,791,538	0	0	0	0	0
6004804 DEPRECIATION - MOTOR VEHICLES	234,271	0	46,287	0	0	0
6004805 DEPRECIATION - MACHINERY & EQU	172,552	0	0	0	0	0
0000042 Depreciation Totals	3,206,979	0	46,287	0	0	0
0000060 Principal on Indebtedness						
6006000 PRINCIPAL ON SERIAL BONDS	0	1,340,027	1,340,027	1,376,140	1,376,140	1,376,140
6006001 PRINCIPAL ON BANS	0	1,001,696	0	1,049,677	1,049,677	1,049,677
0000060 Principal on Indebtedness Totals	0	2,341,723	1,340,027	2,425,817	2,425,817	2,425,817
0000070 Interest on Indebtedness						
6007000 INTEREST ON SERIAL BONDS	430,328	389,669	308,132	339,111	339,111	339,111
6007001 INTEREST ON BANS	112,902	187,708	61,712	228,334	228,334	228,334
0000070 Interest on Indebtedness Totals	543,230	577,377	369,844	567,445	567,445	567,445
0000080 Employee Benefits						
6008001 STATE RETIREMENT	180,633	207,496	153,942	251,643	251,643	251,643
6008002 SOCIAL SECURITY	85,291	109,838	71,048	114,662	114,662	114,662
6008004 WORKERS COMPENSATION	35,542	45,154	31,615	56,139	56,139	56,139
6008005 WORKERS COMP LT LIABILITY	-106,467	0	0	0	0	0
6008006 LIFE INSURANCE	161	360	88	375	375	375

REPORT:BP032

BROOME COUNTY GOVERNMENT
REVENUE AND APPROPRIATION SUMMARY BY DEPARTMENT

FUND: 2020 SWM Operating

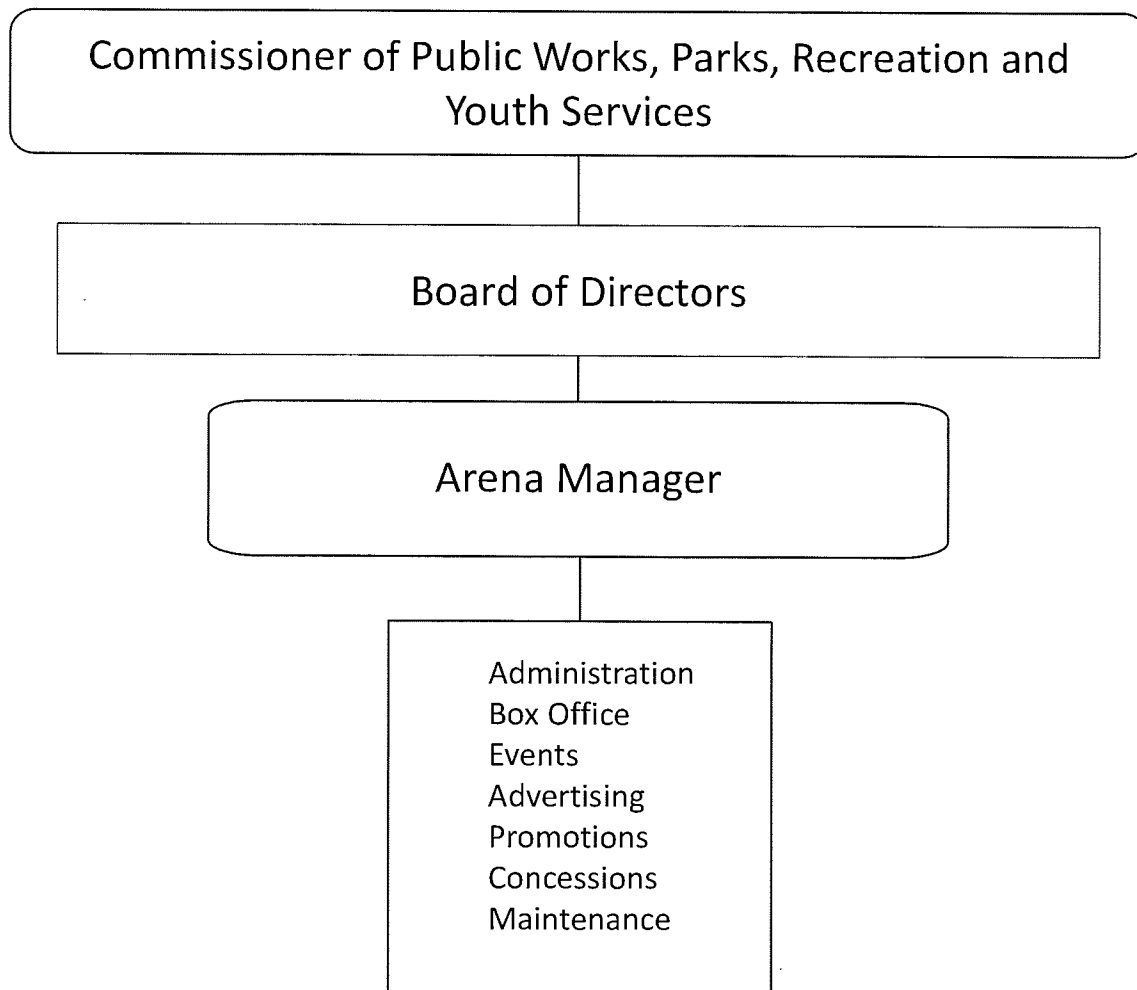
DEPT: 38000000 Solid Waste Management

Account	2021 Actuals	2022 Budget	2022 YTD Actuals As of 11/17/22	2023 Budget Requested	2023 Budget Recommended	2023 Budget Adopted
6008007 HEALTH INSURANCE	180,367	216,679	157,805	260,948	260,948	260,948
6008009 RETIREE HEALTH INSURANCE	169,048	178,318	130,694	186,411	186,411	186,411
6008010 DISABILITY INSURANCE	261	352	140	352	352	352
6008015 PENSION EXPENSE	84,713	0	0	0	0	0
6008016 CHANGE IN PENSION LIABILITY	-182,386	0	0	0	0	0
0000080 Employee Benefits Totals	447,163	758,197	545,332	870,530	870,530	870,530
Exp Totals for Dept: 38000000	14,183,064	11,574,589	6,733,453	12,949,859	12,949,859	12,949,859
Total for Dept: 38000000	-1,284,319	0	2,755,220	0	0	0

Culture and Recreation

<u>Department/Division</u>	<u>Page</u>
Broome County Visions Memorial Arena	372
Forum Theater	379
En-Joie Golf Course	384
Parks, Recreation and Youth Services	
Administration	390
Recreation	397
Parks	402
County Library	406

Visions Veterans Memorial Arena



Department of Public Works
Visions Veterans Memorial Arena

Mission Statement

To provide diversified entertainment to the community maximizing safety and efficiency.

Description

The Visions Veterans Memorial Arena is accounted for as a special revenue fund.

Located conveniently in downtown Binghamton, home of the Federal Prospects Hockey League Binghamton Black Bears, the Visions Veterans Memorial Arena continues to bring quality entertainment to Binghamton, NY. Aside from professional and scholastic sports, the Arena is also host to an array of other events, including concerts, family shows, ice shows, and trade shows. With its versatile seating of 4,910 permanent seats and 2,000 portable seats, the Arena truly is the area's premier multi-purpose venue.

2023 Objectives

- Continue our partnership with the Federal Prospects Hockey League Binghamton Black Bears.
- Improve concession operations to better suit fan experience
- Increase the number of non-hockey events.
- Continue to provide a facility for community/scholastic events.
- Capital improvement request to reflect our need for additional professional equipment/facilities for a more diversified use.
- Reduce utility costs through mechanical system and control upgrades.

- Bring the facility and staff into compliance with current state and federal code requirements.
- Renewed focus on preventative maintenance and system repairs to reduce system down time and emergency repair costs.
- Continue to upgrade and improve the facility using state and federal grants when available.

2023 Budget Highlights

- Increased rental and fee revenue from non-hockey events.
- Increased cost to service mechanical systems in order to prevent major failures during events.

Visions Veterans' Memorial Arena 39010008

<u>Title of Position</u>	<u>Grade/Unit</u>	As of				
		<u>2021</u>	<u>Current</u>	<u>2023</u>	<u>2023</u>	<u>2023</u>
		<u>Actuals</u>	<u>Authorized</u>	<u>Requested</u>	<u>Recommended</u>	<u>Adopted</u>
<u>Full-Time Positions</u>						
Arena Manager	E Admin	1	1	1	1	1
Assistant Arena Manager	16 CSEA	1	1	1	1	1
Secretary	13 CSEA	1	1	1	1	1
Box Office Manager	19 BAPA	1	1	1	1	1
Assistant Box Office Manager	11 BAPA	1	1	1	1	1
Assistant Park Manager- Arena	AFSCME	0	0	1	1	1
Total Full-Time Positions		5	5	6	6	6
<u>Part-Time Positions</u>						
Custodial Worker	6 CSEA	2	2	2	2	2
Total Part-Time Positions		2	2	2	2	2
Total Positions		7	7	8	8	8

BROOME COUNTY GOVERNMENT
REVENUE AND APPROPRIATION SUMMARY BY DEPARTMENT

FUND: 3110 Arena Operating
DEPT: 39000000 Arena

Account	2021 Actuals	2022 Budget	2022 YTD Actuals As of 11/17/22	2023 Budget Requested	2023 Budget Recommended	2023 Budget Adopted
0000002 Departmental Income						
5000177 RENTALS & FEES	83,918	290,000	192,347	320,000	320,000	320,000
5000178 CONCESSIONS	18,556	65,000	86,664	50,000	50,000	50,000
5000179 CHARGES FOR SERVICES	2,100	11,000	4,250	10,000	10,000	10,000
5000180 CHARGES FOR EVENT STAFF	9,964	45,000	34,875	50,000	50,000	50,000
5000333 OTHER DEPARTMENTAL CHARGEBACK	66,194	0	13,215	0	0	0
0000002 Departmental Income Total	180,732	411,000	331,351	430,000	430,000	430,000
0000003 Use of Money						
5000451 INTEREST AND EARNINGS	106	0	416	200	200	200
5000471 COMMISSIONS	60,741	130,000	85,511	130,000	130,000	130,000
5000472 ADVERTISING	70,219	70,000	70,219	70,000	70,000	70,000
0000003 Use of Money Total	131,066	200,000	156,146	200,200	200,200	200,200
0000007 Misc Interfund Revenues						
5000530 REFUNDS OF PRIOR YEARS EXPENDI	2,690	0	5,051	0	0	0
5000534 TRANSFER FROM INSURANCE RESERV	0	209	2,091	0	0	0
5000545 CREDIT CARD REBATES	66	50	104	50	50	50
5000562 TRANSFER FROM GENERAL FUND	1,571,993	1,190,603	1,190,603	1,740,964	1,745,935	1,745,935
5000569 TRANSFER - DEBT SERVICE FUND	70,320	21,600	27,552	14,625	14,625	14,625
0000007 Misc Interfund Revenues Total	1,645,069	1,212,462	1,225,401	1,755,639	1,760,610	1,760,610
0000009 Federal Aid						
5000952 ARRA DEBT REIMBURSEMENT	9,034	8,027	8,028	6,982	6,982	6,982
0000009 Federal Aid Total	9,034	8,027	8,028	6,982	6,982	6,982
Rev Totals for Dept: 39000000	1,965,901	1,831,489	1,720,926	2,392,821	2,397,792	2,397,792
0000010 Personnel Service						
6001000 SALARIES FULL-TIME	288,711	297,218	215,575	351,732	355,626	355,626
6001001 SALARIES PART-TIME	38,093	56,456	47,010	57,807	57,807	57,807

REPORT:BP032

BROOME COUNTY GOVERNMENT
REVENUE AND APPROPRIATION SUMMARY BY DEPARTMENT

FUND: 3110 Arena Operating

DEPT: 39000000 Arena

Account	2021 Actuals	2022 Budget	2022 YTD Actuals As of 11/17/22	2023 Budget Requested	2023 Budget Recommended	2023 Budget Adopted
6001002 SALARIES TEMPORARY	140,921	250,000	194,773	290,000	290,000	290,000
6001003 SALARIES OVERTIME	3,099	2,750	3,476	5,000	5,000	5,000
6001004 SALARIES SHIFT DIFFERENTIAL	741	2,750	2,048	3,000	3,000	3,000
6001009 OTHER PERSONNEL SERVICES	0	200	0	200	200	200
0000010 Personnel Service Totals	471,565	609,374	462,882	707,739	711,633	711,633
0000040 Contractual Expenditures						
6004002 MAT & SUPPLIES-PAINT	4,066	0	0	0	0	0
6004010 BOOKS AND SUBSCRIPTIONS	384	500	0	500	500	500
6004012 OFFICE SUPPLIES	2,799	2,500	1,452	2,000	2,000	2,000
6004021 BLDG MAINTENANCE SUPPLIES	1,906	10,000	12,725	10,000	10,000	10,000
6004022 FUEL AND HEATING SUPPLIES	43,839	50,000	33,440	50,000	50,000	50,000
6004023 BLDG AND GROUNDS SUPPLIES	70,091	50,000	31,898	50,000	50,000	50,000
6004045 TRAINING AND EDUCATIONAL SUPPL	770	0	0	0	0	0
6004048 MISC OPERATIONAL SUPPLIES	1,060	0	121	0	0	0
6004052 UNIFORMS	1,478	2,000	1,593	2,000	2,000	2,000
6004056 COMPUTER EQUIPMENT(NON CAPITAL	4,353	1,000	0	1,000	1,000	1,000
6004082 COMPUTER CENTER SUPPLIES	1,158	0	0	0	0	0
6004105 DUES AND MEMBERSHIPS	2,385	2,000	1,277	2,000	2,000	2,000
6004112 BLDG GROUNDS AND EQUIP REPAIR	22,785	30,000	34,345	25,000	25,000	25,000
6004113 WATER AND SEWAGE CHARGES	9,697	47,000	34,001	50,000	50,000	50,000
6004114 HEATING AND AIR COND PLANT EXP	24,350	35,000	13,693	35,000	35,000	35,000
6004115 ELECTRIC CURRENT	116,907	230,000	83,332	230,000	230,000	230,000
6004117 BUILDING AND GROUNDS EXPENSES	124,578	75,000	96,413	125,000	125,000	125,000
6004121 LAUNDRY AND DRY CLEANING EXPEN	0	150	0	150	150	150
6004130 MOTOR EQUIP REPAIRS AND MAINT	10,587	1,000	561	1,000	1,000	1,000
6004133 UNIFORM AND CLOTHING ALLOWANCE	209	1,000	229	1,000	1,000	1,000
6004137 ADVERTISING AND PROMOTION EXPE	3,459	2,500	4,065	1,000	1,000	1,000
6004138 OTHER OPERATIONAL EXPENSES	3,948	0	56	0	0	0
6004146 SUBCONTRACTED PROGRAM EXPENSE	0	0	0	200,000	200,000	200,000
6004162 EDUCATION AND TRAINING	1,752	1,000	590	1,500	1,500	1,500
6004196 COPYING MACHINE RENTALS	917	2,500	2,336	2,500	2,500	2,500
6004203 INSURANCE CLAIMS	0	209	2,091	209	209	209
6004504 OTHER FINANCIAL SERVICES	532	422	422	308	308	308
0000040 Contractual Expenditures Totals	454,010	543,781	354,640	790,167	790,167	790,167
0000041 Chargeback Expenses						
6004602 INSURANCE PREMIUM CHARGEBACK	118,314	130,460	97,845	198,404	198,404	198,404
6004606 TELEPHONE BILLING ACCOUNT	0	0	0	8,242	8,242	8,242

BROOME COUNTY GOVERNMENT
REVENUE AND APPROPRIATION SUMMARY BY DEPARTMENT

FUND: 3110 Arena Operating
DEPT: 39000000 Arena

Account	2021 Actuals	2022 Budget	2022 YTD Actuals As of 11/17/22	2023 Budget Requested	2023 Budget Recommended	2023 Budget Adopted
6004609 DATA PROCESSING CHARGEBACKS	0	0	0	72,959	72,959	72,959
6004614 OTHER CHARGEBACK EXPENSES	0	0	0	2,344	2,344	2,344
6004615 GASOLINE CHARGEBACK	172	825	230	1,350	1,350	1,350
6004616 FLEET SERVICE CHARGEBACK	2,440	2,500	2,500	5,250	5,250	5,250
6004617 DUPLICATING/PRINTING CHARGEBAC	0	0	0	4,875	4,875	4,875
6004618 OFFICE SUPPLIES CHARGEBACK	0	0	0	102	102	102
6004634 Indirect Costs - Excess of Bud	225,460	0	0	0	0	0
0000041 Chargeback Expenses Totals	346,386	133,785	100,575	293,526	293,526	293,526
0000060 Principal on Indebtedness						
6006000 PRINCIPAL ON SERIAL BONDS	134,588	140,428	140,428	145,329	145,329	145,329
6006001 PRINCIPAL ON BANS	83,882	123,880	123,880	136,851	136,851	136,851
6006008 PRINCIPAL ON CAPITAL LEASE	1,316	0	0	0	0	0
0000060 Principal on Indebtedness Totals	219,786	264,308	264,308	282,180	282,180	282,180
0000070 Interest on Indebtedness						
6007000 INTEREST ON SERIAL BONDS	42,819	36,276	36,275	29,083	29,083	29,083
6007001 INTEREST ON BANS	11,081	8,278	8,278	11,733	11,733	11,733
6007005 INTEREST ON CAPITAL LEASE	292	0	0	0	0	0
0000070 Interest on Indebtedness Totals	54,192	44,554	44,553	40,816	40,816	40,816
0000080 Employee Benefits						
6008001 STATE RETIREMENT	60,947	95,835	52,349	120,249	121,028	121,028
6008002 SOCIAL SECURITY	34,596	46,617	34,266	54,141	54,439	54,439
6008004 WORKERS COMPENSATION	3,020	3,431	2,573	5,411	5,411	5,411
6008006 LIFE INSURANCE	50	105	33	120	120	120
6008007 HEALTH INSURANCE	42,044	52,118	34,540	60,563	60,563	60,563
6008009 RETIREE HEALTH INSURANCE	27,182	33,229	21,306	33,557	33,557	33,557
6008010 DISABILITY INSURANCE	224	352	190	352	352	352
6008011 UNEMPLOYMENT INSURANCE	0	4,000	30	4,000	4,000	4,000
6008013 HEALTH INS - RETIRE INCENTIVE	1,323	0	0	0	0	0
0000080 Employee Benefits Totals	169,386	235,687	145,287	278,393	279,470	279,470
Exp Totals for Dept: 39000000	1,715,325	1,831,489	1,372,245	2,392,821	2,397,792	2,397,792

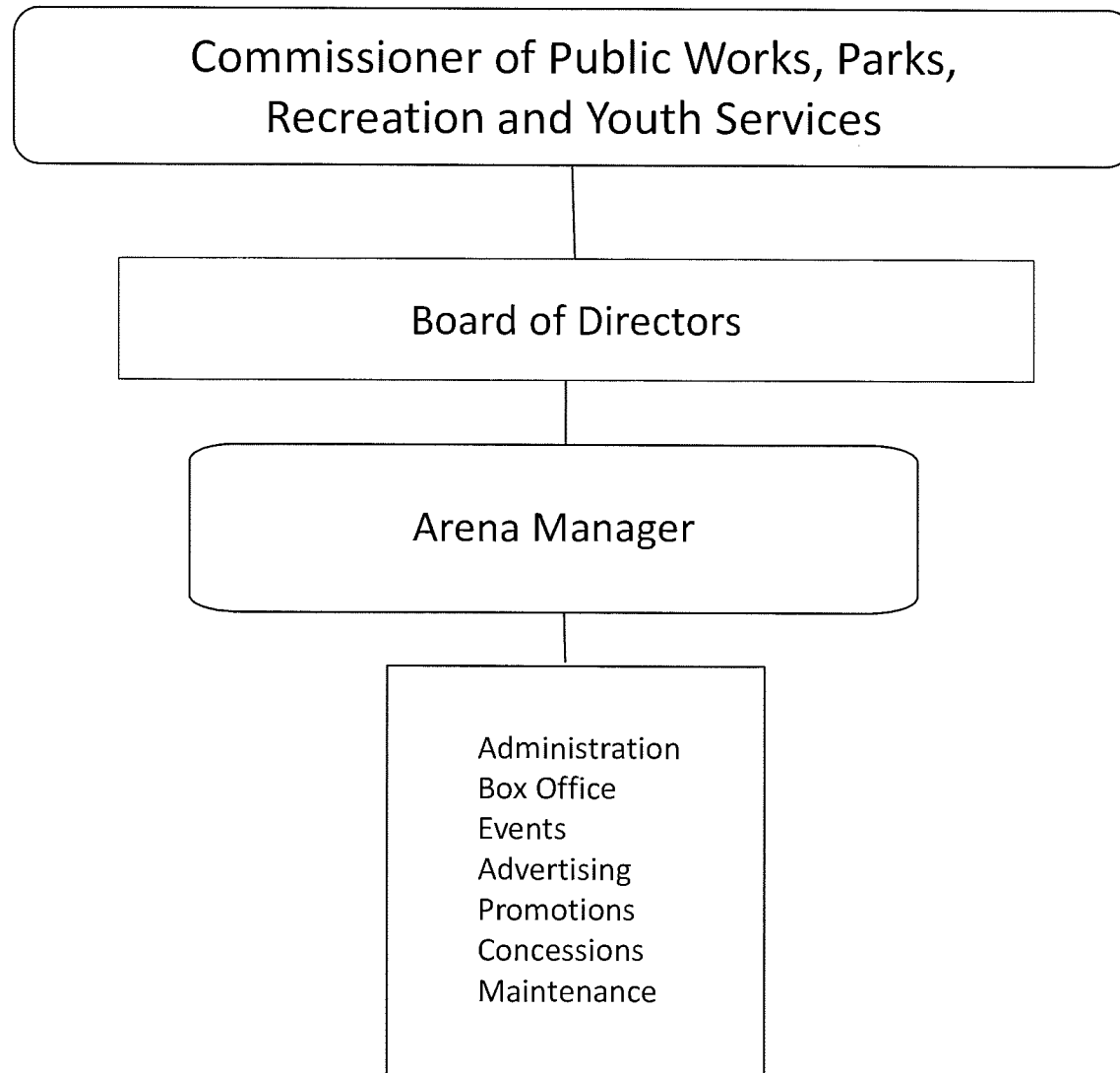
REPORT:BP032

BROOME COUNTY GOVERNMENT
 REVENUE AND APPROPRIATION SUMMARY BY DEPARTMENT

FUND: 3110 Arena Operating
 DEPT: 39000000 Arena

Account	2021 Actuals	2022 Budget	2022 YTD Actuals As of 11/17/22	2023 Budget Requested	2023 Budget Recommended	2023 Budget Adopted
Total for Dept: 39000000	250,576	0	348,681	0	0	0

Forum Theatre



**Department of Public Works
Forum Theater**

Mission Statement

To provide diversified arts entertainment to Broome County and surrounding areas as safely, efficiently, and cost effective as possible.

Description

The historically registered Forum Theatre is home to the Binghamton Philharmonic, Tri-Cities Opera, Broadway Theatre League, Binghamton Theater Organ Society and various dance groups. Located in historic downtown Binghamton, this restored vaudeville house provides an intimate setting for these Broome County arts groups as well as other touring concerts and family shows. Built in 1919 with a seating capacity of 1,525, the Forum Theatre remains a central cultural facility for the region.

2023 Objectives

- Maintain a best-in-class performing arts theater.
- Continue to market the Forum for various shows and concerts.
- Complete yearly facility inspections.
- Address equipment repairs and replacement.
- Identify needed upgrades and improvements to the facility and develop a plan to complete the projects.

2023 Budget Highlights

- Continued marketing revenue through membership in the Fair Game Partnership.
- Required code and security improvements as identified.
- Capital improvement request to reflect our need for additional professional equipment and facilities to allow a more diversified use.
- Continue to upgrade and improve the facility using state and federal grants when available.
- Reduce utility costs through mechanical system and control upgrades.

Forum Performing Arts Theatre 42010008

<u>Title of Position</u>	<u>Grade/Unit</u>	<u>2021 Actuals</u>	<u>As of July 5,2022 Current Authorized</u>	<u>2023 Requested</u>	<u>2023 Recommended</u>	<u>2023 Adopted</u>
<u>Full-Time Positions</u>						
Forum Maintenance Supervisor	16 CSEA	1	1	1	1	1
Total Full-Time Positions		1	1	1	1	1
<u>Part-Time Positions</u>						
None						
Total Part-Time Positions		0	0	0	0	0
Total Positions		1	1	1	1	1

REPORT:BF032

BROOME COUNTY GOVERNMENT
REVENUE AND APPROPRIATION SUMMARY BY DEPARTMENT

FUND: 1010 General Operating
DEPT: 42000000 Forum

Account	2021 Actuals	2022 Budget	2022 YTD Actuals As of 11/17/22	2023 Budget Requested	2023 Budget Recommended	2023 Budget Adopted
0000002 Departmental Income						
5000177 RENTALS & FEES	30,539	62,000	51,519	67,000	67,000	67,000
5000178 CONCESSIONS	4,251	15,000	10,508	0	0	0
5000179 CHARGES FOR SERVICES	3,861	12,000	7,232	11,000	11,000	11,000
5000180 CHARGES FOR EVENT STAFF	14,345	30,000	23,116	33,000	33,000	33,000
0000002 Departmental Income Total	52,996	119,000	92,375	111,000	111,000	111,000
0000003 Use of Money						
5000472 ADVERTISING	10,219	10,000	5,110	10,000	10,000	10,000
0000003 Use of Money Total	10,219	10,000	5,110	10,000	10,000	10,000
0000007 Misc Interfund Revenues						
5000561 TRANSFER FROM RESERVE FUND	0	29,170	29,170	39,037	39,037	39,037
0000007 Misc Interfund Revenues Total	0	29,170	29,170	39,037	39,037	39,037
Rev Totals for Dept: 42000000	63,215	158,170	126,655	160,037	160,037	160,037
0000010 Personnel Service						
6001000 SALARIES FULL-TIME	41,878	42,533	35,171	44,322	44,322	44,322
6001003 SALARIES OVERTIME	0	1,000	46	500	500	500
6001004 SALARIES SHIFT DIFFERENTIAL	0	500	0	500	500	500
6001009 OTHER PERSONNEL SERVICES	0	200	0	200	200	200
0000010 Personnel Service Totals	41,878	44,233	35,217	45,522	45,522	45,522
0000040 Contractual Expenditures						
6004012 OFFICE SUPPLIES	2,339	500	289	500	500	500
6004021 BLDG MAINTENANCE SUPPLIES	2,169	4,000	2,212	3,000	3,000	3,000
6004022 FUEL AND HEATING SUPPLIES	11,320	15,000	12,547	15,000	15,000	15,000
6004023 BLDG AND GROUNDS SUPPLIES	17,958	15,000	6,801	15,000	15,000	15,000
6004052 UNIFORMS	482	0	150	200	200	200
6004105 DUES AND MEMBERSHIPS	0	0	400	400	400	400

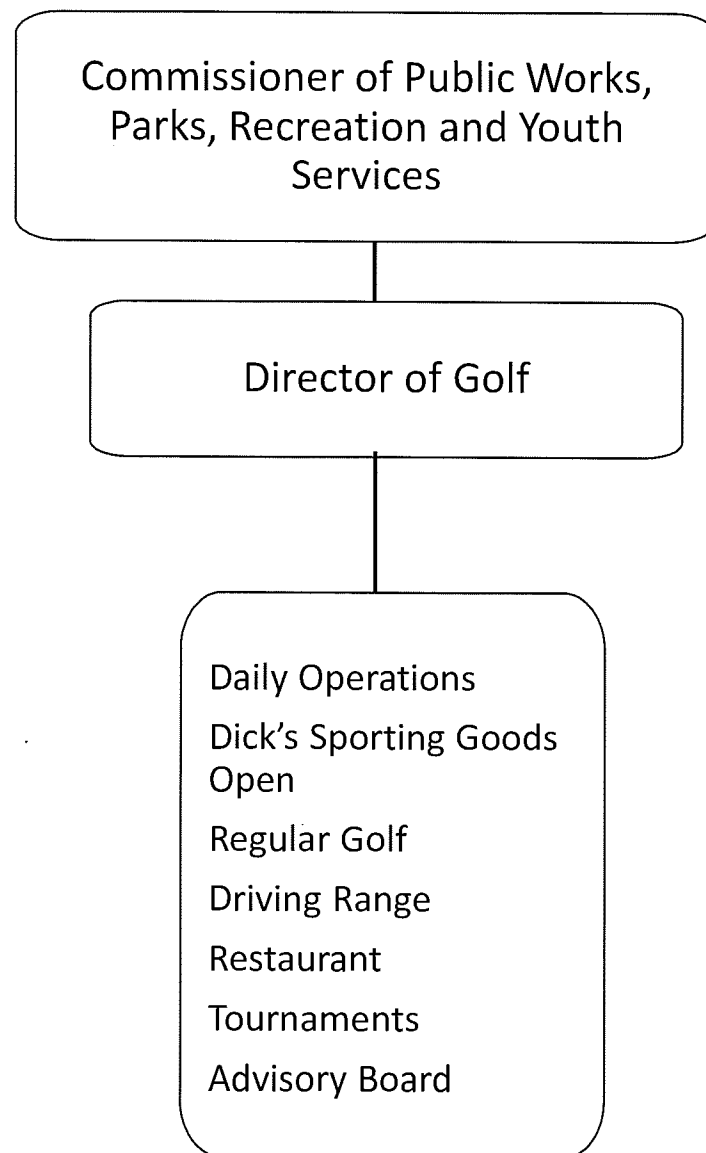
REPORT:BP032

BROOME COUNTY GOVERNMENT
 REVENUE AND APPROPRIATION SUMMARY BY DEPARTMENT

FUND: 1010 General Operating
 DEPT: 42000000 Forum

Account	2021 Actuals	2022 Budget	2022 YTD Actuals As of 11/17/22	2023 Budget Requested	2023 Budget Recommended	2023 Budget Adopted
6004112 BLDG GROUNDS AND EQUIP REPAIR	1,700	4,000	1,692	3,000	3,000	3,000
6004113 WATER AND SEWAGE CHARGES	1,164	4,000	1,370	4,000	4,000	4,000
6004114 HEATING AND AIR COND PLANT EXP	7,502	10,000	10,539	10,000	10,000	10,000
6004115 ELECTRIC CURRENT	26,402	30,000	27,015	29,000	29,000	29,000
6004117 BUILDING AND GROUNDS EXPENSES	2,496	6,000	8,317	6,000	6,000	6,000
6004133 UNIFORM AND CLOTHING ALLOWANCE	0	250	0	250	250	250
6004137 ADVERTISING AND PROMOTION EXPE	0	500	0	500	500	500
0000040 Contractual Expenditures Totals	73,532	89,250	71,332	86,850	86,850	86,850
0000041 Chargeback Expenses						
6004602 INSURANCE PREMIUM CHARGEBACK	3,192	7,508	5,631	8,977	8,977	8,977
0000041 Chargeback Expenses Totals	3,192	7,508	5,631	8,977	8,977	8,977
0000080 Employee Benefits						
6008001 STATE RETIREMENT	4,446	5,281	3,797	6,321	6,321	6,321
6008002 SOCIAL SECURITY	3,168	3,384	2,694	3,483	3,483	3,483
6008006 LIFE INSURANCE	8	15	4	15	15	15
6008007 HEALTH INSURANCE	1,311	0	0	0	0	0
6008009 RETIREE HEALTH INSURANCE	7,058	7,411	4,940	7,781	7,781	7,781
6008010 DISABILITY INSURANCE	82	88	72	88	88	88
6008011 UNEMPLOYMENT INSURANCE	0	1,000	0	1,000	1,000	1,000
0000080 Employee Benefits Totals	16,073	17,179	11,507	18,688	18,688	18,688
Exp Totals for Dept: 42000000	134,675	158,170	123,687	160,037	160,037	160,037
Total for Dept: 42000000	-71,460	0	2,968	0	0	0

En-Joie Golf Course



En-Joie Golf Course

Mission Statement

The En-Joie Golf Club is in business to provide its members and patrons with a very high-quality golfing experience.

Description

En-Joie Golf Club is a championship golf course nestled along the Susquehanna River in Endicott. En-Joie has been the focal point of golf in the Southern Tier and has a storied history within the golf community.

The golf course features fifty sand bunkers, numerous water hazards, bent grass greens and narrow tree-lined fairways that are sure to challenge any golfer. The facility includes an off-site practice driving range, large putting green, full-service snack bar and grill room, men's, and women's locker rooms, and a professionally run golf shop.

En-Joie offers annual membership and is also open to the public. The golf course is typically open from early-April through late-November based upon weather.

The golf course hosts an annual event on the PGA Tour of Champions, the Dick's Sporting Goods Open, which draws visitors to the area and viewers from all over the country.

2023 Objectives

- Provide an extremely relaxing and enjoyable environment for the game of golf to be played at.
- Promote the game of golf within the community.
- Provide superior customer service to all members and guests.
- Provide innovative and technically sound golf instruction.
- Offer new and appealing merchandise for sale to the public.
- Maintain the best conditioned and manicured championship golf course in the County.
- Host member, charity, corporate, and municipal outings.
- Continually improving goodwill and faith within the surrounding community by providing an impressive golf course available to the citizens of Broome County and the region.

Public Works, Parks, Recreation and Youth Services (41010008)
En-Joie Golf Course

As of
July 5, 2022

<u>Title of Position</u>	<u>Grade/Unit</u>	<u>2021 Actuals</u>	<u>Current Authorized</u>	<u>2023 Requested</u>	<u>2023 Recommended</u>	<u>2023 Adopted</u>
<u>Full-Time Positions</u>						
Director of Golf	NA	1	1	1	1	1
Superintendent of Golf	NA	1	1	1	1	1
Asst Superintendent of Golf	NA	1	1	1	1	1
Golf Course Mechanic	NA	1	1	1	1	1
Total Full-Time Positions		4	4	4	4	4
<u>Part-time Positions</u>						
None						
Total Part-Time Positions		0	0	0	0	0
Total Positions		4	4	4	4	4

BROOME COUNTY GOVERNMENT
 REVENUE AND APPROPRIATION SUMMARY BY DEPARTMENT

FUND: 3140 EnJoie Operating
 DEPT: 41000000 En Joie Golf Course

Account	2021 Actuals	2022 Budget	2022 YTD Actuals As of 11/17/22	2023 Budget Requested	2023 Budget Recommended	2023 Budget Adopted
0000002 Departmental Income						
5000234 DRIVING RANGE FEES	93,559	75,000	61,356	80,000	80,000	80,000
5000235 GREENS FEES	488,889	485,000	484,223	490,000	490,000	490,000
5000236 ANNUAL MEMBERSHIP	294,404	290,000	319,528	325,000	325,000	325,000
5000237 GOLF CART RENTALS	182,981	185,000	173,319	185,000	185,000	185,000
5000426 MISCELLANEOUS	9,480	9,000	9,514	9,000	9,000	9,000
5000434 MERCHANDISE SALES	90,195	82,000	83,461	83,000	83,000	83,000
0000002 Departmental Income Total	1,159,508	1,126,000	1,131,401	1,172,000	1,172,000	1,172,000
0000003 Use of Money						
5000451 INTEREST AND EARNINGS	105	0	457	100	100	100
5000465 TOURNAMENT RENTALS	0	128,000	0	75,000	75,000	75,000
5000467 RESTAURANT RENTAL	13,775	13,000	12,340	13,500	13,500	13,500
0000003 Use of Money Total	13,880	141,000	12,797	88,600	88,600	88,600
0000007 Misc Interfund Revenues						
5000530 REFUNDS OF PRIOR YEARS EXPENDI	1,715	0	5,970	0	0	0
5000562 TRANSFER FROM GENERAL FUND	70,348	0	0	0	0	0
5000569 TRANSFER - DEBT SERVICE FUND	3,095	2,900	2,978	0	0	0
0000007 Misc Interfund Revenues Total	75,158	2,900	8,948	0	0	0
0000009 Federal Aid						
5000952 ARRA DEBT REIMBURSEMENT	812	721	721	627	627	627
0000009 Federal Aid Total	812	721	721	627	627	627
Rev Totals for Dept: 41000000	1,249,358	1,270,621	1,153,867	1,261,227	1,261,227	1,261,227
0000010 Personnel Service						
6001000 SALARIES FULL-TIME	203,090	207,183	163,714	214,557	214,557	214,557
6001002 SALARIES TEMPORARY	273,570	340,000	280,615	340,000	340,000	340,000

REPORT:BP032

BROOME COUNTY GOVERNMENT
REVENUE AND APPROPRIATION SUMMARY BY DEPARTMENT

FUND: 3140 EnJoie Operating

DEPT: 41000000 En Joie Golf Course

Account	2021 Actuals	2022 Budget	2022 YTD Actuals As of 11/17/22	2023 Budget Requested	2023 Budget Recommended	2023 Budget Adopted
0000010 Personnel Service Totals	476,660	547,183	444,329	554,557	554,557	554,557
0000040 Contractual Expenditures						
6004012 OFFICE SUPPLIES	256	500	0	500	500	500
6004021 BLDG MAINTENANCE SUPPLIES	2,212	2,500	2,028	2,400	2,400	2,400
6004022 FUEL AND HEATING SUPPLIES	10,368	9,000	9,437	11,000	11,000	11,000
6004023 BLDG AND GROUNDS SUPPLIES	55,910	73,000	46,991	88,000	88,000	88,000
6004040 MOTOR EQUIPMENT SUPPLIES	10,130	10,000	9,636	15,000	15,000	15,000
6004046 GAS OIL GREASE AND DIESEL FUEL	18,294	22,000	20,708	30,175	30,175	30,175
6004047 TIRES AND TUBES	1,328	2,000	873	4,000	4,000	4,000
6004048 MISC OPERATIONAL SUPPLIES	12,583	16,000	9,138	22,000	22,000	22,000
6004053 RECREATIONAL AND ACTIVITY SUPP	55,297	49,000	65,490	62,000	62,000	62,000
6004054 SAFETY SUPPLIES	44	200	143	500	500	500
6004100 POSTAGE AND FREIGHT	0	50	0	50	50	50
6004105 DUES AND MEMBERSHIPS	6,961	4,500	7,610	8,500	8,500	8,500
6004112 BLDG GROUNDS AND EQUIP REPAIR	0	2,500	840	2,500	2,500	2,500
6004113 WATER AND SEWAGE CHARGES	27,079	22,000	59,405	25,000	25,000	25,000
6004115 ELECTRIC CURRENT	30,161	38,000	27,339	42,000	42,000	42,000
6004117 BUILDING AND GROUNDS EXPENSES	31,833	18,000	28,125	18,000	18,000	18,000
6004130 MOTOR EQUIP REPAIRS AND MAINT	2,889	2,000	1,757	3,000	3,000	3,000
6004137 ADVERTISING AND PROMOTION EXPE	300	10,000	600	10,000	10,000	10,000
6004138 OTHER OPERATIONAL EXPENSES	365	4,000	453	2,000	2,000	2,000
6004190 COUNTY RENTALS-MACHINERY	101,153	106,131	101,153	106,131	106,131	106,131
6004192 SOFTWARE MAINTENANCE	0	3,550	0	3,550	3,550	3,550
6004504 OTHER FINANCIAL SERVICES	18,103	20,038	13,018	22,028	22,028	22,028
0000040 Contractual Expenditures Totals	385,266	414,969	404,744	478,334	478,334	478,334
0000041 Chargeback Expenses						
6004602 INSURANCE PREMIUM CHARGEBACK	14,573	5,293	3,969	6,773	6,773	6,773
6004609 DATA PROCESSING CHARGEBACKS	18,751	21,693	10,847	19,275	19,275	19,275
6004616 FLEET SERVICE CHARGEBACK	2,440	2,500	2,500	2,625	2,625	2,625
6004617 DUPLICATING/PRINTING CHARGEBAC	0	15	0	0	0	0
6004619 BUILDING SERVICE CHARGEBACK	0	10,000	5,000	10,000	10,000	10,000
6004634 Indirect Costs - Excess of Bud	33,109	0	0	0	0	0
0000041 Chargeback Expenses Totals	68,873	39,501	22,316	38,673	38,673	38,673
0000060 Principal on Indebtedness						
6006000 PRINCIPAL ON SERIAL BONDS	8,765	9,197	9,197	9,561	9,561	9,561

BROOME COUNTY GOVERNMENT
 REVENUE AND APPROPRIATION SUMMARY BY DEPARTMENT

FUND: 3140 EnJoie Operating
 DEPT: 41000000 En Joie Golf Course

Account	2021 Actuals	2022 Budget	2022 YTD Actuals As of 11/17/22	2023 Budget Requested	2023 Budget Recommended	2023 Budget Adopted
6006001 PRINCIPAL ON BANS	17,906	17,905	17,905	17,906	17,906	17,906
0000060 Principal on Indebtedness Totals	26,671	27,102	27,102	27,467	27,467	27,467
0000070 Interest on Indebtedness						
6007000 INTEREST ON SERIAL BONDS	2,543	2,051	2,051	1,493	1,493	1,493
6007001 INTEREST ON BANS	6,375	3,492	3,492	4,362	4,362	4,362
0000070 Interest on Indebtedness Totals	8,918	5,543	5,543	5,855	5,855	5,855
0000080 Employee Benefits						
6008001 STATE RETIREMENT	28,615	30,717	24,316	34,935	34,935	34,935
6008002 SOCIAL SECURITY	35,400	40,333	33,467	43,862	43,862	43,862
6008004 WORKERS COMPENSATION	2,631	2,250	1,688	4,171	4,171	4,171
6008006 LIFE INSURANCE	16	30	9	30	30	30
6008007 HEALTH INSURANCE	46,236	48,571	21,637	28,343	28,343	28,343
6008011 UNEMPLOYMENT INSURANCE	0	45,000	28,162	45,000	45,000	45,000
0000080 Employee Benefits Totals	112,898	166,901	109,279	156,341	156,341	156,341
Exp Totals for Dept: 41000000	1,079,286	1,201,199	1,013,313	1,261,227	1,261,227	1,261,227
Total for Dept: 41000000	170,072	69,422	140,554	0	0	0

Parks, Recreation and Youth Services



Parks, Recreation and Youth Services Administration

Mission Statement

The Administrative Division of the Parks, Recreation and Youth Services Department mission is to provide support services for the entire department. The Administrative Division interfaces with the County Executive, Legislature, Law Department, State, Federal agencies, municipalities, and the community.

Description

The Administrative Division is responsible for fiscal and personnel management, clerical support services, and staff support to the Parks, Recreation and Youth Services. The Administrative Division is also responsible for the Broome County Youth Bureau including interaction with numerous community-based groups, agencies, municipalities, and individuals. The Division works with the Youth Bureau Advisory Board and its various committees to support the youth of Broome County. The Administration provides oversight, leadership, and supervision to accomplish the Department's mission.

2023 Objectives

- Maintain a high level of service to the residents of Broome County.
- Increase funding through application of grants.
- Develop community partnerships through outreach to provide quality programming to Broome County.
- Develop a master plan for future vision and efficiencies.
- Continue to provide administrative support services to the entire department.

- Continually strive to look for ways to reduce operational costs while still providing safe and clean park facilities for public use with allocated resources.
- Administer the following grants
 - New York State Snowmobile Trail Maintenance.
 - OCFS Youth Development Programs, Runaway and Homeless Youth Programs, Gun Violence Prevention Programs, and Youth Sports and Education Opportunity Programs.

2023 Budget Highlights

- Add a PW Clerk position to assist with additional responsibilities the department had taken over including Payroll and Accounts Payable.
- Maintain a quality level of service, while operating within the confines of the budget.
- Increase in the revenue and expense lines as we anticipate covering the cost of Broome County Parks events with sponsorships.
- Increase in revenue and expense lines for the donation of benches and trees in the Parks.
- Maintain distribution of over \$500,000 in grant aid to Finch Hollow, Broome County Snowmobile Clubs, and various Broome County Youth Programs.

Parks, Recreation and Youth Services

Youth Bureau

Mission Statement

The Youth Bureau Division of the Parks, Recreation and Youth Services mission is to serve youth and families by promoting and encouraging the development of a comprehensive system of services to youth and their families through planning, funding, coordination, prevention, evaluation, and advocacy.

Description

The Broome County Youth Bureau was established by a resolution adopted by the Broome County Legislature on July 6, 1971. The Youth Bureau is responsible for distributing Office of Children & Family Services grant funds to local agencies that provide positive youth development, increase youth developmental assets, and decrease juvenile delinquency. Local agencies apply to the County (Youth Bureau) for grant funds. Applications are evaluated by the Youth Bureau Advisory Board and approved by the County Legislature and County Executive. The Youth Bureau then applies to the NYS Office of Children and Family Services and/or other sources for program funding and establishes contracts with the agencies. The Youth Bureau is also responsible for lead planning for youth ages 0-21 years old. The Youth Bureau is responsible for assessing the needs of the youth of the community and networking with other agencies concerning those needs and seeking programs to meet those needs and funding for the programs. The Broome County Youth Bureau strives to enhance the well-being of all youth in Broome County by advocating and promoting the best possible education, social, and career opportunities.

2023 Objectives

- Conduct a comprehensive needs assessment for youth.
- Lead the effort to define goals, gather data and develop a comprehensive continuum for runaway and homeless youth, including the implementation of a program for runaway/homeless youth under age 21.
- Monitor and evaluate all residential services provided for runaway and homeless youth under the age of 21.
- Act as lead entity in planning efforts for youth in Broome County including the assessment of local youth needs and the development of strategies to address those needs.
- Reevaluate the funding priorities to better match the needs of the Broome County youth.
- Select new NYS Governors Youth Council Applicants to represent Youth in Broome County.
- Maintain funding sources for OCFS Youth Development Programs, Runaway and Homeless Youth Programs, including new funding for Gun Violence Prevention Programs, and Youth Sports and Education Opportunity Programs.
- Promote education trainings for Youth Bureau staff, Board Members, and those serving youth in Broome County.

2023 Budget Highlights

- Maintain Youth Services Program costs to state aid support level without any funding cost to Broome County.
- Collaborate with the parks and outside organizations and agencies to provide youth programming in the summer months led by the Recreation and Youth Services Coordinator.
- Fund new programs through Gun Violence Prevention Programs, and Youth Sports and Education Opportunity Programs.

Public Works, Parks, Recreation and Youth Services 43010008
Administration

		As of				
		July 5, 2022				
<u>Title of Position</u>	<u>Grade/Unit</u>	<u>2021</u> <u>Actuals</u>	<u>Current</u> <u>Authorized</u>	<u>2023</u> <u>Requested</u>	<u>2023</u> <u>Recommended</u>	<u>2023</u> <u>Adopted</u>
<u>Full-Time Positions</u>						
Director of Parks, Recreation and Youth Services	F Admin II	0	0	1	1	1
Director of Parks, Recreation and Youth Services	B Admin II	1	1	0	0	0
Principal Account Clerk	13 CSEA	0	1	1	1	1
Secretary	13 CSEA	1	0	0	0	0
Total Full-Time Positions		2	2	2	2	2
<u>Part-Time Positions</u>						
None						
Total Part-Time Positions		0	0	0	0	0
Total Positions		2	2	2	2	2

REPORT:BP033

BROOME COUNTY GOVERNMENT
REVENUE AND APPROPRIATION SUMMARY
BY DEPARTMENT AND DIVISION

FUND: 1010 General Operating
DEPT: 43000000 Parks and Recreation
DIV: 01 Parks & Rec-Admin

Account	2021 Actuals	2022 Budget	2022 YTD Actuals As of 11/17/22	2023 Budget Requested	2023 Budget Recommended	2023 Budget Adopted
43000000 Parks and Recreation						
0000002 Departmental Income						
5000165 MISCELLANEOUS	8,478	17,500	8,758	35,000	35,000	35,000
5000168 FOOD CONCESSION	40	0	0	0	0	0
5000196 GROUND RENTALS	13,125	7,500	0	0	0	0
0000002 Departmental Income Totals	21,643	25,000	8,758	35,000	35,000	35,000
0000003 Use of Money						
5000451 INTEREST AND EARNINGS	10	0	30	0	0	0
0000003 Use of Money Totals	10	0	30	0	0	0
0000007 Misc Interfund Revenues						
5000531 GIFTS AND DONATIONS	100	0	0	2,000	2,000	2,000
5000534 TRANSFER FROM INSURANCE RESERV	3,201	128	128	0	0	0
5000545 CREDIT CARD REBATES	169	0	132	0	0	0
5000546 Trust Account Inflows	60,300	0	0	0	0	0
0000007 Misc Interfund Revenues Totals	63,770	128	260	2,000	2,000	2,000
0000008 State Aid						
5000873 YOUTH BUREAU	106,705	67,907	-1,708	61,623	61,623	61,623
5000875 YOUTH SERVICE PROGRAMS	128,288	170,083	0	186,218	186,218	186,218
0000008 State Aid Totals	234,993	237,990	-1,708	247,841	247,841	247,841
Rev Total for Div: 4301	320,416	263,118	7,340	284,841	284,841	284,841
0000010 Personnel Service						
6001000 SALARIES FULL-TIME	95,196	104,982	80,465	120,078	124,144	124,144
0000010 Personnel Service Totals	95,196	104,982	80,465	120,078	124,144	124,144
0000040 Contractual Expenditures						

BROOME COUNTY GOVERNMENT
 REVENUE AND APPROPRIATION SUMMARY
 BY DEPARTMENT AND DIVISION

FUND: 1010 General Operating
 DEPT: 43000000 Parks and Recreation
 DIV: 01 Parks & Rec-Admin

Account	2021 Actuals	2022 Budget	2022 YTD Actuals As of 11/17/22	2023 Budget Requested	2023 Budget Recommended	2023 Budget Adopted
6004010 BOOKS AND SUBSCRIPTIONS	0	200	0	200	200	200
6004012 OFFICE SUPPLIES	1,252	1,300	166	1,500	1,500	1,500
6004023 BLDG AND GROUNDS SUPPLIES	0	0	0	2,000	2,000	2,000
6004030 FOOD AND BEVERAGES	59	500	2,833	500	500	500
6004046 GAS OIL GREASE AND DIESEL FUEL	1,532	0	0	0	0	0
6004048 MISC OPERATIONAL SUPPLIES	0	50	0	50	50	50
6004100 POSTAGE AND FREIGHT	0	25	0	25	25	25
6004105 DUES AND MEMBERSHIPS	410	600	150	935	935	935
6004106 GENERAL OFFICE EXPENSES	70	500	99	600	600	600
6004137 ADVERTISING AND PROMOTION EXPE	1,639	1,250	921	2,500	2,500	2,500
6004138 OTHER OPERATIONAL EXPENSES	210	2,250	538	2,975	2,975	2,975
6004139 Trust Account Outflows	60,879	0	0	0	0	0
6004141 YOUTH SERVICE PROGRAMS	128,288	234,083	-4,927	247,841	247,841	247,841
6004147 OTHER PROGRAM EXPENSE	5,294	12,500	12,244	35,000	35,000	35,000
6004160 MILEAGE AND PARKING-LOCAL	161	0	0	0	0	0
6004161 TRAVEL HOTEL AND MEALS	231	1,750	911	2,250	2,250	2,250
6004162 EDUCATION AND TRAINING	60	750	850	1,250	1,250	1,250
6004165 ADVISORY BD/TRUSTEES EXPENSES	0	150	0	200	200	200
6004200 PROPERTY LOSS	3,201	128	128	0	0	0
0000040 Contractual Expenditures Totals	203,286	256,036	13,913	297,826	297,826	297,826
0000041 Chargeback Expenses						
6004602 INSURANCE PREMIUM CHARGEBACK	10,814	13,947	10,460	18,301	18,301	18,301
6004606 TELEPHONE BILLING ACCOUNT	0	0	0	7,175	7,175	7,175
6004609 DATA PROCESSING CHARGEBACKS	0	0	0	480	480	480
6004610 PERSONNEL SERVICES CHARGEBACKS	3,907	3,907	0	0	0	0
0000041 Chargeback Expenses Totals	14,721	17,854	10,460	25,956	25,956	25,956
0000080 Employee Benefits						
6008001 STATE RETIREMENT	9,596	12,535	8,023	17,407	19,564	19,564
6008002 SOCIAL SECURITY	7,166	8,031	5,962	8,910	9,497	9,497
6008004 WORKERS COMPENSATION	28,915	34,794	26,096	35,800	35,800	35,800
6008006 LIFE INSURANCE	12	30	8	30	30	30
6008007 HEALTH INSURANCE	7,269	7,411	6,330	19,290	19,290	19,290
6008009 RETIREE HEALTH INSURANCE	102,342	107,091	71,831	113,117	113,117	113,117
6008010 DISABILITY INSURANCE	46	88	47	88	88	88
0000080 Employee Benefits Totals	155,346	169,980	118,297	194,642	197,386	197,386

REPORT:BP033

BROOME COUNTY GOVERNMENT
REVENUE AND APPROPRIATION SUMMARY
BY DEPARTMENT AND DIVISION

FUND: 1010 General Operating
DEPT: 43000000 Parks and Recreation
DIV: 01 Parks & Rec-Admin

Account	2021 Actuals	2022 Budget	2022 YTD Actuals As of 11/17/22	2023 Budget Requested	2023 Budget Recommended	2023 Budget Adopted
Exp Total for Div: 4301	468,549	548,852	223,135	638,502	645,312	645,312
Total for Div: 43000000	-148,133	-285,734	-215,795	-353,661	-360,471	-360,471

Parks, Recreation and Youth Services Recreation

Mission Statement

The Recreation Division of the Parks, Recreation and Youth Services Department mission is to develop, operate and maintain a comprehensive park system as well as provide diverse year-round leisure activities, recreational facilities and programs that enhances the quality of life for Broome County Residents and visitors alike, and preserves it for future generations.

Description

Broome County Parks is a regionally based parks and recreation system serving a population of roughly 192,000 people. This Park system consists of: Nathaniel Cole (317 acres) in the Town of Colesville, Dorchester (1,142 acres) in the Town of Triangle, Greenwood (415 acres) in the Town of Nanticoke, Grippen and Roundtop (46 acres) in the Village of Endicott, Hawkins Pond (307 acres) in the Town of Windsor and Otsiningo (150 acres) in the Town of Dickinson. This system also includes three beaches, a campground, cross-country skiing, swimming, boating, and many other leisure activities. Annually, approximately two million people use this system. The Parks' system provides leisure activities, social interaction, family participation and community civic involvement, as well as promotes community cohesion.

The department is also responsible for Aqua-Terra (466 undeveloped acres) in the Town of Binghamton, the BAGSAI Complex (softball fields) and the Community Garden Plots in the Town of Dickinson and the property surrounding the Nature Center at Finch Hollow.

2023 Objectives

- Continue to emphasize and grow social media footprint to promote Parks.
- Develop new revenue streams to offset County support.
- Plan and conduct the following special events:
 - Broome Bands Together Summer Concert Series
 - Broome County Parks 5K Series
 - Broome County Parks Trunk or Treat
 - Broome County Parks Scarecrow Contest
 - Broome County Parks Triathlon
 - Broome County Parks Winter Fest
 - Festival of Lights
 - Crappie Derby
 - Movies in the Parks
 - Broome County Parks Beach Bash
 - Spiedie Fest and Balloon Rally
 - Parks Photo Contest
- Provide quality sports fields for athletics and associated activities, utilizing effective turf management.
- Continue to provide education and training for staff for training within the department to develop added efficiencies.
- Educate the residents of Broome County about the Parks Invasive Species Task Force and how they can help prevent and manage invasive species throughout Broome County.
- Search for new partnerships and sponsorships for additional programming and special events throughout the community.
- Utilize outside organizations and agencies to lead recreation programs in the park.
- Administer the New York State Zoo, Botanical Gardens and Aquariums grant.

2023 Budget Highlights

- Upgrade Recreation and Youth Services Coordinator Salary Grade and create a new position of Event Coordinator to take on Broome County Parks Field Rentals and BAGSAI and Grippen Park scheduling.
- Increase events revenue and attendance from the new stage at Otsiningo Park.
- Increase in overall attendance and camping, boating, and shelter revenues.
- Increase field rentals and events at Otsiningo North.
- Increase in operational budget to include CPR training for Lifeguards and reimbursement for required certifications.

Public Works, Parks, Recreation and Youth Services 43020008
 Recreation

As of
 July 5, 2022

<u>Title of Position</u>	<u>Grade/Unit</u>	<u>2021 Actuals</u>	<u>Current Authorized</u>	<u>2023 Requested</u>	<u>2023 Recommended</u>	<u>2023 Adopted</u>
<u>Full-Time Positions</u>						
Recreation and Youth Services Coordinator	18 BAPA	0	0	1	1	1
Recreation and Youth Services Coordinator	15 BAPA	1	1	0	0	0
Event Coordinator *	14 BAPA	0	0	1	1	1
PW Clerk	AFSCME	0	0	1	1	1
Total Full-Time Positions		1	1	3	3	3
<u>Part-Time Positions</u>						
Total Part-Time Positions		0	0	0	0	0
Total Positions		1	1	3	3	3

* Position funded July 1, 2023

REPORT:BP033

BROOME COUNTY GOVERNMENT
REVENUE AND APPROPRIATION SUMMARY
BY DEPARTMENT AND DIVISION

FUND: 1010 General Operating
DEPT: 43000000 Parks and Recreation
DIV: 02 Parks & Rec-Recreation

Account	2021 Actuals	2022 Budget	2022 YTD Actuals As of 11/17/22	2023 Budget Requested	2023 Budget Recommended	2023 Budget Adopted
0000002 Departmental Income						
5000165 MISCELLANEOUS	205	0	651	0	0	0
5000168 FOOD CONCESSION	10,774	29,850	20,918	22,412	22,412	22,412
5000169 BOAT CONCESSION	38,418	50,000	42,053	50,000	50,000	50,000
5000170 CAMPING	3,588	42,500	2,706	42,500	42,500	42,500
5000171 SHELTER RENTAL	104,331	46,000	103,884	46,000	46,000	46,000
5000172 SKI CONCESSION	11,212	5,500	6,639	5,500	5,500	5,500
5000196 GROUND RENTALS	2,410	7,500	6,026	7,500	7,500	7,500
5000207 UNIFORM SALES	65	50	132	50	50	50
0000002 Departmental Income Totals	171,003	181,400	183,009	173,962	173,962	173,962
0000007 Misc Interfund Revenues						
5000530 REFUNDS OF PRIOR YEARS EXPENDI	396	0	748	0	0	0
5000531 GIFTS AND DONATIONS	0	0	200	0	0	0
0000007 Misc Interfund Revenues Totals	396	0	948	0	0	0
0000008 State Aid						
5000835 STATE AID	37,347	38,894	38,749	38,749	38,749	38,749
0000008 State Aid Totals	37,347	38,894	38,749	38,749	38,749	38,749
Rev Total for Div: 4302	208,746	220,294	222,706	212,711	212,711	212,711
0000010 Personnel Service						
6001000 SALARIES FULL-TIME	44,420	44,597	37,984	112,752	112,752	112,752
6001002 SALARIES TEMPORARY	224,191	304,963	272,554	320,241	320,241	320,241
6001003 SALARIES OVERTIME	6,373	10,000	9,624	8,000	8,000	8,000
6001006 OUT OF TITLE PAY	87	0	0	0	0	0
6001009 OTHER PERSONNEL SERVICES	800	1,250	1,534	7,000	7,000	7,000
0000010 Personnel Service Totals	275,871	360,810	321,696	447,993	447,993	447,993
0000040 Contractual Expenditures						

BROOME COUNTY GOVERNMENT
 REVENUE AND APPROPRIATION SUMMARY
 BY DEPARTMENT AND DIVISION

FUND: 1010 General Operating
 DEPT: 43000000 Parks and Recreation
 DIV: 02 Parks & Rec-Recreation

Account	2021 Actuals	2022 Budget	2022 YTD Actuals As of 11/17/22	2023 Budget Requested	2023 Budget Recommended	2023 Budget Adopted
6004030 FOOD AND BEVERAGES	9,828	16,000	10,210	16,000	16,000	16,000
6004048 MISC OPERATIONAL SUPPLIES	3,264	6,000	0	6,550	6,550	6,550
6004053 RECREATIONAL AND ACTIVITY SUPP	3,039	12,500	1,324	12,500	12,500	12,500
6004126 RECREATIONAL AND ACTIVITY EXPE	1,125	3,000	0	3,000	3,000	3,000
6004138 OTHER OPERATIONAL EXPENSES	0	0	2,028	0	0	0
0000040 Contractual Expenditures Totals	17,256	37,500	13,562	38,050	38,050	38,050
0000041 Chargeback Expenses						
6004614 OTHER CHARGEBACK EXPENSES	37,347	38,894	38,749	38,749	38,749	38,749
0000041 Chargeback Expenses Totals	37,347	38,894	38,749	38,749	38,749	38,749
0000080 Employee Benefits						
6008001 STATE RETIREMENT	15,531	16,009	19,449	32,071	32,071	32,071
6008002 SOCIAL SECURITY	20,929	28,213	24,438	37,404	37,404	37,404
6008006 LIFE INSURANCE	8	15	5	38	38	38
6008007 HEALTH INSURANCE	6,917	7,225	7,438	19,723	19,723	19,723
6008009 RETIREE HEALTH INSURANCE	18,056	20,009	4,940	7,782	7,782	7,782
0000080 Employee Benefits Totals	61,441	71,471	56,270	97,018	97,018	97,018
Exp Total for Div: 4302	391,915	508,675	430,277	621,810	621,810	621,810
Total for Div: 43000000	-183,169	-288,381	-207,571	-409,099	-409,099	-409,099

Parks, Recreation and Youth Services

Parks

Mission Statement

The Parks Division of the Parks, Recreation and Youth Services Department mission is to maintain, preserve, protect, improve, and enhance the Broome County Parks, Natural Areas and Wilderness areas. The Parks strive to deliver quality recreational facilities, inviting trails and open spaces that enhance the quality of life for Broome County residents and visitors alike, using the most efficient and cost-effective methods available while providing for the safety and health of the patron.

Description

The Parks Division of the Parks, Recreation and Youth Services Department is a regionally based parks and recreation system serving a population of roughly 192,000 people. This Park system consists of: Nathaniel Cole (317 acres) in the Town of Colesville; Dorchester (1,142 acres) in the Town of Triangle; Greenwood (415 acres) in the Town of Nanticoke; Grippen and Roundtop (46 acres) in the Village of Endicott; Hawkins Pond (307 acres) in the Town of Windsor; and Otsiningo (150 acres) in the Town of Dickinson. This system also includes three beaches, a campground, cross-country skiing, swimming, boating, and many other leisure activities. Annually, approximately two million people use this system. Article XI provides for a Department of Parks and Recreation. The department is also responsible for Aqua-Terra (466 undeveloped acres) in the Town of Binghamton, the BAGSAI Complex (softball fields) and the Community Garden Plots both in the Town of Dickinson.

2023 Objectives

- Raise the visibility of the department through promotional literature, public service announcements, participation in public forums relevant to our mission, outreach to, and cooperation with, current and potential parks user groups, and other cost-effective means that are at our disposal.
- Provide quality services to the residents of Broome County.
- Facilitate maintenance of facilities through regular park inspections and consultations with Risk Manager.
- Continue to maintain all of Broome County Parks and facilities in a superior and sustainable condition.
- Enhance efficiency and promote cost-savings by forming partnerships with recreation groups, local municipalities, and other County departments.
- Maintain a comprehensive schedule of special events, from established events such as the Spiedie Fest and Balloon Rally and Broome County Parks Triathlon to outside events.
- Provide education and training for staff within the department to develop added efficiencies and maintain safety.
- Maintain relationships with volunteer groups to assist in parks.
- Continue to partner with organizations needing community service projects (i.e., Boy Scouts, Girl Scouts, Eagle Scouts, BOCES, local high schools etc.).

2023 Budget Highlights

- Increases in operational budget lines as we take over operation and maintenance of BAGSAI and Grippen Park.
- Add staffing to keep up with the demand of maintenance and cleaning in the parks including Park Manager, Park Technician, Part Time Permeant Maintenance Workers, and a Sports Field Manager.

Public Works, Parks, Recreation and Youth Services 43030008
Parks

As of
July 5, 2022

<u>Title of Position</u>	<u>Grade/Unit</u>	<u>2021 Actuals</u>	<u>Current Authorized</u>	<u>2023 Requested</u>	<u>2023 Recommended</u>	<u>2023 Adopted</u>
<u>Full-Time Positions</u>						
Park Manager	AFSCME	2	3	4	4	4
Assistant Park Manager	AFSCME	5	4	4	4	4
Park Equipment Maintenance Mechanic*	AFSCME	1	1	0	0	0
Equipment Mechanic I	AFSCME	0	0	1	1	1
Sport Field Manager**	16 BAPA	0	0	1	1	1
Park Technician	AFSCME	5	5	6	6	6
Senior Park Technician	AFSCME	3	3	3	3	3
Total Full-Time Positions		16	16	19	19	19
<u>Part-Time Positions</u>						
Maintenance Mechanic	7 CSEA	0	0	2	2	2
Total Part-Time Positions		0	0	2	2	2
Total Positions		16	16	22	22	22

REPORT:BP033

BROOME COUNTY GOVERNMENT
REVENUE AND APPROPRIATION SUMMARY
BY DEPARTMENT AND DIVISION

FUND: 1010 General Operating
DEPT: 43000000 Parks and Recreation
DIV: 03 Parks & Rec-Parks

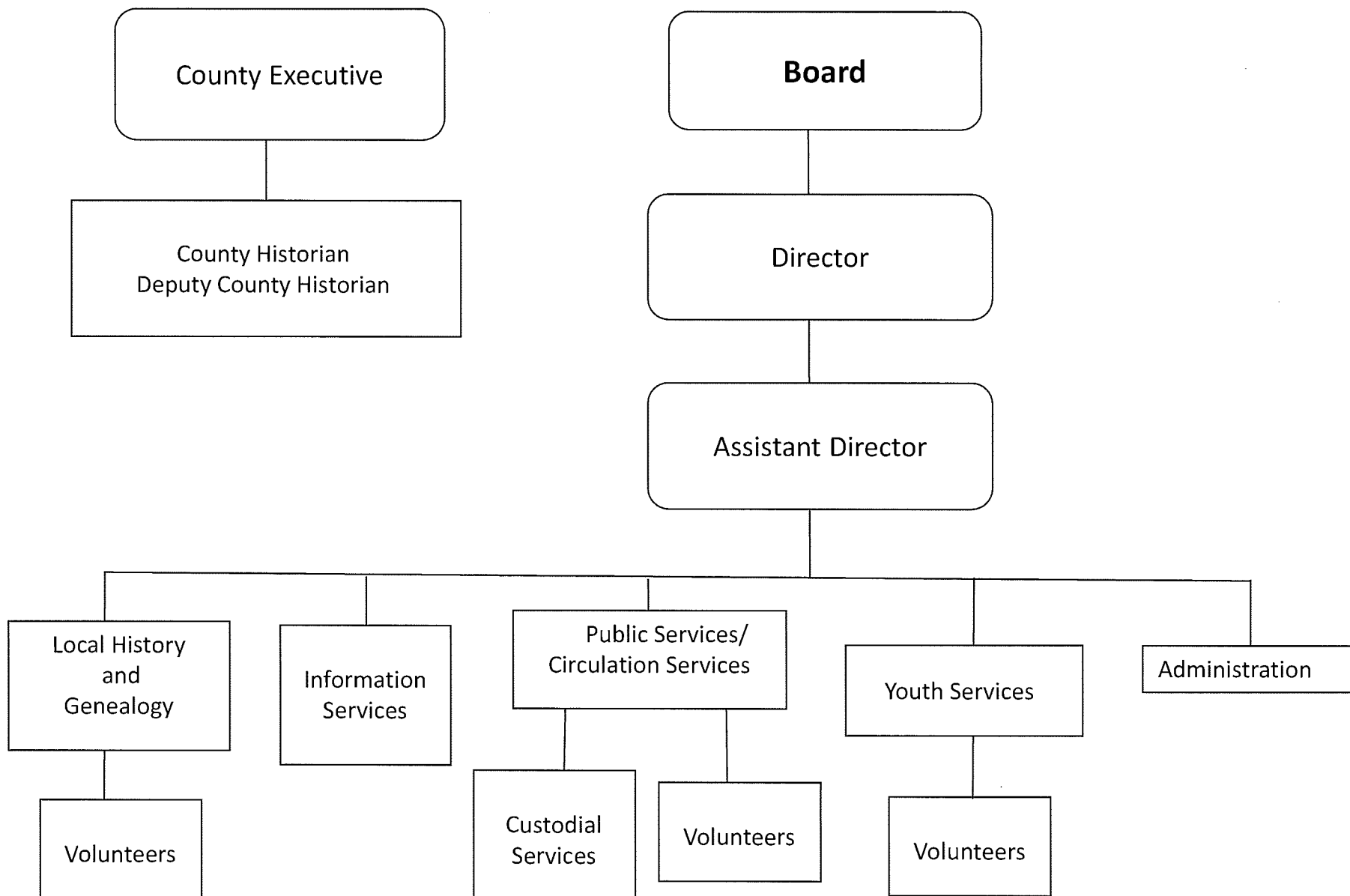
Account	2021 Actuals	2022 Budget	2022 YTD Actuals As of 11/17/22	2023 Budget Requested	2023 Budget Recommended	2023 Budget Adopted
0000002 Departmental Income						
5000165 MISCELLANEOUS	0	1,500	0	1,500	1,500	1,500
0000002 Departmental Income Totals	0	1,500	0	1,500	1,500	1,500
Rev Total for Div: 4303	0	1,500	0	1,500	1,500	1,500
0000010 Personnel Service						
6001000 SALARIES FULL-TIME	802,852	890,318	725,830	1,081,571	1,081,571	1,081,571
6001002 SALARIES TEMPORARY	158,293	194,063	134,504	153,450	153,450	153,450
6001003 SALARIES OVERTIME	39,509	45,000	53,099	50,000	50,000	50,000
6001004 SALARIES SHIFT DIFFERENTIAL	845	2,900	1,690	3,100	3,100	3,100
6001006 OUT OF TITLE PAY	10,687	0	1,488	0	0	0
6001009 OTHER PERSONNEL SERVICES	5,635	7,000	6,776	5,950	5,950	5,950
0000010 Personnel Service Totals	1,017,821	1,139,281	923,387	1,294,071	1,294,071	1,294,071
0000040 Contractual Expenditures						
6004012 OFFICE SUPPLIES	60	0	590	0	0	0
6004021 BLDG MAINTENANCE SUPPLIES	23,967	34,000	24,844	38,000	38,000	38,000
6004022 FUEL AND HEATING SUPPLIES	5,396	19,000	5,903	30,000	30,000	30,000
6004023 BLDG AND GROUNDS SUPPLIES	28,351	28,500	13,377	33,800	33,800	33,800
6004030 FOOD AND BEVERAGES	261	0	0	0	0	0
6004040 MOTOR EQUIPMENT SUPPLIES	17,145	27,500	7,293	13,750	13,750	13,750
6004046 GAS OIL GREASE AND DIESEL FUEL	17,149	22,000	22,176	40,000	40,000	40,000
6004047 TIRES AND TUBES	2,803	8,000	2,622	4,000	4,000	4,000
6004048 MISC OPERATIONAL SUPPLIES	2,672	6,000	555	10,000	10,000	10,000
6004053 RECREATIONAL AND ACTIVITY SUPP	597	1,000	292	3,000	3,000	3,000
6004106 GENERAL OFFICE EXPENSES	19	100	0	0	0	0
6004113 WATER AND SEWAGE CHARGES	5,874	12,050	7,013	15,850	15,850	15,850
6004115 ELECTRIC CURRENT	40,030	31,515	29,092	47,854	47,854	47,854
6004117 BUILDING AND GROUNDS EXPENSES	46,520	42,500	41,164	51,000	51,000	51,000
6004133 UNIFORM AND CLOTHING ALLOWANCE	7,214	9,475	2,547	9,475	9,475	9,475
6004138 OTHER OPERATIONAL EXPENSES	9,589	12,500	8,334	12,500	12,500	12,500
6004162 EDUCATION AND TRAINING	1,268	3,000	748	3,000	3,000	3,000
0000040 Contractual Expenditures Totals	209,057	257,140	166,408	312,229	312,229	312,229

BROOME COUNTY GOVERNMENT
 REVENUE AND APPROPRIATION SUMMARY
 BY DEPARTMENT AND DIVISION

FUND: 1010 General Operating
 DEPT: 43000000 Parks and Recreation
 DIV: 03 Parks & Rec-Parks

Account	2021 Actuals	2022 Budget	2022 YTD Actuals As of 11/17/22	2023 Budget Requested	2023 Budget Recommended	2023 Budget Adopted
0000041 Chargeback Expenses						
6004614 OTHER CHARGEBACK EXPENSES	19,545	20,000	19,167	20,000	20,000	20,000
6004615 GASOLINE CHARGEBACK	11,508	16,500	7,910	27,000	27,000	27,000
6004616 FLEET SERVICE CHARGEBACK	0	0	0	42,000	42,000	42,000
0000041 Chargeback Expenses Totals	31,053	36,500	27,077	89,000	89,000	89,000
0000080 Employee Benefits						
6008001 STATE RETIREMENT	131,906	155,462	114,785	184,630	184,630	184,630
6008002 SOCIAL SECURITY	74,666	87,101	67,928	101,993	101,993	101,993
6008006 LIFE INSURANCE	122	240	70	308	308	308
6008007 HEALTH INSURANCE	143,013	167,182	118,578	184,822	184,822	184,822
6008009 RETIREE HEALTH INSURANCE	335,515	352,290	247,990	390,913	390,913	390,913
0000080 Employee Benefits Totals	685,222	762,275	549,351	862,666	862,666	862,666
Exp Total for Div: 4303	1,943,153	2,195,196	1,666,223	2,557,966	2,557,966	2,557,966
Total for Div: 43000000	-1,943,153	-2,193,696	-1,666,223	-2,556,466	-2,556,466	-2,556,466
Total for Dept: 43000000	-2,274,455	-2,767,811	-2,089,589	-3,319,226	-3,326,036	-3,326,036

Library



County Library

Mission Statement

To provide materials and services to ensure community residents meet their personal, educational, professional, and recreational information needs.

Description

The Library provides information for economic development within the community. Materials in various formats are provided to assist individuals and businesses in effectively responding to the changing marketplace. Special attention is devoted to currency of small business materials.

The Library serves as the gateway to reading and early literacy for children and young adults. Consideration is given to stimulating interest and appreciation of reading through programming and collection development.

The Library is the source of free recreational reading and life-long learning for community residents. Emphasis is placed on providing a broad range of current fiction, non-fiction, and informational support in a variety of formats for all ages and reading levels. Programming classes and collection development tools are employed to meet the needs of this diverse community.

The Library houses a unique group of local history and genealogy materials, joining collections of the Library, Broome County Historical Society, Broome County Historian and City of Binghamton Historian. This allows researchers access to a wide range of materials on the history of the local Broome County area and family histories.

The Library is comprised of two defined service areas. As part of county government, the Library serves the citizens residing within the political jurisdiction of Broome County. According to the 2020 federal census, this encompasses a geographical area of 707 square miles and a population of 198,683 from ages newborn to over 100. In addition, since the Library also serves as the Central Library for the Four County Library System, its service area effectively includes the residents of Chenango, Delaware and Otsego Counties, an additional 3,343 square miles and 150,052 residents.

To meet the needs of this diverse patron base, the Library features the following service areas.

Information Services

- Broad based one-on-one or group research assistance.
- Accommodation of all ages and reading levels.
- An extensive collection that includes fiction, research materials, audiobooks, and DVDs.
- Online resources, eBooks, and eAudiobooks.
- Databases and research tools.
- Approachable and knowledgeable staff.
- Classes, workshops, and casual gatherings for adults covering a wide variety of interests.
- Individualized book recommendations.
- Public computers, free WiFi, and tech instruction/support.

Youth Services

- Variety of materials and formats.
- Multiple copies of popular titles.
- Youth-friendly staff.
- Easy accessibility.
- Ample and inviting space.
- Variety of early literacy and STEM programs for ages 0-18.
- Summer reading series to enhance school instruction throughout the year.

Public Services

- Programs and services for Broome County's most vulnerable residents.
- Space for learning and meeting.
- Approachable and knowledgeable staff.
- Clear signage.
- Accessible shelving.
- Appropriate technology for information discovery.
- Adequate bandwidth and Wi-Fi capability.

Local History and Genealogy Center

- Cooperative materials collection.
- Extensive primary source documents, photographic, digital, and archival materials.
- Regional focus for genealogical and migration materials.
- Educational programs for local groups and schools.
- Periodical collection dealing with genealogy and history.
- Digitization projects for rare and archival materials.
- Indexing and abstracting of original materials for database.
- Microfilm copies of newspapers and census documents.

2023 Objectives

- Provide valuable research assistance, encourage reading in the community, materials searching support and youth literacy services to Broome County and the Four County Region.
- Provide quality services to the libraries in the Four County Library System.
- Continue implementation of our 2021-2023 Strategic Plan, based on a community needs assessment.
- Update Library collection for currency and relevancy.
- Collaborate with local educational and non-profit organizations.
- Service groups and summer reading programs for children.
- Obtain grant funding and seek partnerships from outside sources to increase services to the community.

2023 Budget Highlights

- Increased rental revenue, state aid, and city funding.
- Continue improving Library administration through the addition of an Assistant Director position.
- Increase collections budget to account for inflation.
- Improve communication with community through upgrades to the library website and an increase in the advertising and promotion budget.
- Continued resource sharing with the 41 libraries in the Four County Library System.
- Expansion of electronic resource materials.
- Maintain twenty-year-old facility in a safe and aesthetically pleasing manner.

County Library 40000008

As of
July 5, 2022

<u>Title of Position</u>	<u>Grade/Unit</u>	<u>2021 Actuals</u>	<u>Current Authorized</u>	<u>2023 Requested</u>	<u>2023 Recommended</u>	<u>2023 Adopted</u>
<u>Full-Time Positions</u>						
Library Director III	F Admin	1	1	1	1	1
Assistant Library Director II	E Admin	0	0	1	1	1
Librarian III	20 CSEA	1	1	1	1	1
Librarian II	18 CSEA	2	2	2	2	2
Librarian I	16 CSEA	2	2	2	2	2
Library Assistant	13 CSEA	1	2	2	2	2
Principal Library Clerk	12 CSEA	1	1	1	1	1
Senior Account Clerk	9 CSEA	0	0	1	1	1
Senior Library Clerk	8 CSEA	2	2	2	2	2
Library Clerk	6 CSEA	3	3	3	3	3
Page	6 CSEA	1	1	1	1	1
Total Full-Time Positions		14	15	17	17	17
<u>Part-Time Positions</u>						
Custodial Worker	6 CSEA	3	4	4	4	4
Library Clerk	6 CSEA	5	5	5	5	5
Principal Account Clerk	13 CSEA	1	1	0	0	0
County Historian	NA	1	1	1	1	1
Deputy County Historian	NA	1	1	1	1	1
Total Part-Time Positions		11	12	11	11	11
Total Positions		25	27	28	28	28

REPORT:BP032

BROOME COUNTY GOVERNMENT
REVENUE AND APPROPRIATION SUMMARY BY DEPARTMENT

FUND: 3150 Library Operating
DEPT: 40000000 County Library

Account	2021 Actuals	2022 Budget	2022 YTD Actuals As of 11/17/22	2023 Budget Requested	2023 Budget Recommended	2023 Budget Adopted
0000002 Departmental Income						
5000100 LIBRARY COPY FEES	5,844	8,600	8,005	8,000	8,000	8,000
5000102 COMMISSIONER OF FINANCE	91	0	0	0	0	0
5000177 RENTALS & FEES	7,390	11,600	6,180	7,500	7,500	7,500
5000189 OTHER LOCAL GOVERNMENTS	761,900	773,785	386,893	803,963	803,963	803,963
5000312 RENTAL CHARGEBACKS	17,000	17,000	17,000	47,000	47,000	47,000
5000426 MISCELLANEOUS	11,253	15,000	7,406	11,250	11,250	11,250
5000431 MISCELLANEOUS	0	15,000	0	15,000	15,000	15,000
0000002 Departmental Income Total	803,478	840,985	425,484	892,713	892,713	892,713
0000003 Use of Money						
5000451 INTEREST AND EARNINGS	407	9,000	1,065	500	500	500
5000470 VENDING MACHINE	44	1,000	0	900	900	900
5000471 COMMISSIONS	0	800	0	600	600	600
0000003 Use of Money Total	451	10,800	1,065	2,000	2,000	2,000
0000007 Misc Interfund Revenues						
5000531 GIFTS AND DONATIONS	851	200	503	1,000	1,000	1,000
5000545 CREDIT CARD REBATES	101	70	75	100	100	100
5000546 Trust Account Inflows	6,620	0	0	0	0	0
5000562 TRANSFER FROM GENERAL FUND	1,339,121	1,398,987	1,398,987	1,433,475	1,443,640	1,443,640
0000007 Misc Interfund Revenues Total	1,346,693	1,399,257	1,399,565	1,434,575	1,444,740	1,444,740
0000008 State Aid						
5000808 OTHER STATE AID	95,176	79,628	66,636	98,690	98,690	98,690
0000008 State Aid Total	95,176	79,628	66,636	98,690	98,690	98,690
0000009 Federal Aid						
5000952 ARRA DEBT REIMBURSEMENT	559	496	497	431	431	431
0000009 Federal Aid Total	559	496	497	431	431	431
Rev Totals for Dept: 40000000	2,246,357	2,331,166	1,893,247	2,428,409	2,438,574	2,438,574

BROOME COUNTY GOVERNMENT
REVENUE AND APPROPRIATION SUMMARY BY DEPARTMENT

FUND: 3150 Library Operating
DEPT: 40000000 County Library

Account	2021 Actuals	2022 Budget	2022 YTD Actuals As of 11/17/22	2023 Budget Requested	2023 Budget Recommended	2023 Budget Adopted
0000010 Personnel Service						
6001000 SALARIES FULL-TIME	642,610	708,328	566,856	819,281	827,243	827,243
6001001 SALARIES PART-TIME	102,008	146,604	98,819	144,290	144,290	144,290
6001002 SALARIES TEMPORARY	1,687	1,172	12,359	1,201	1,201	1,201
6001003 SALARIES OVERTIME	11,453	0	6,334	0	0	0
0000010 Personnel Service Totals	757,758	856,104	684,368	964,772	972,734	972,734
0000020 Equipment and Capital Outlay						
6002207 IMPROVEMENTS OTHER THAN BUILDI	3,231	0	0	0	0	0
0000020 Equipment and Capital Outlay Totals	3,231	0	0	0	0	0
0000040 Contractual Expenditures						
6004002 MAT & SUPPLIES-PAINT	1,244	0	0	0	0	0
6004004 MATERIAL & SUPPLIES-OTHER	32,416	0	0	0	0	0
6004010 BOOKS AND SUBSCRIPTIONS	560	0	0	0	0	0
6004012 OFFICE SUPPLIES	1,918	2,400	785	2,400	2,400	2,400
6004021 BLDG MAINTENANCE SUPPLIES	490	800	2,110	1,000	1,000	1,000
6004022 FUEL AND HEATING SUPPLIES	18,126	26,000	13,397	26,000	26,000	26,000
6004023 BLDG AND GROUNDS SUPPLIES	2,839	4,300	3,137	4,300	4,300	4,300
6004030 FOOD AND BEVERAGES	59	100	67	100	100	100
6004048 MISC OPERATIONAL SUPPLIES	6,980	5,785	4,113	5,785	5,785	5,785
6004055 COMPUTER SOFTWARE AND SUPPLIES	64,247	70,928	76,696	69,994	69,994	69,994
6004056 COMPUTER EQUIPMENT(NON CAPITAL	531	5,000	1,325	5,000	5,000	5,000
6004070 BOOKS ADULT SERVICES	56,262	64,000	50,745	66,500	66,500	66,500
6004071 JUVENILE BOOKS	51,591	48,000	46,694	52,000	52,000	52,000
6004072 REFERENCE MATERIALS	0	1,800	372	0	0	0
6004073 SUBSCRIPTIONS	0	2,000	1,932	2,000	2,000	2,000
6004074 AUDIOVISUAL MATERIALS	45,604	35,000	22,870	40,000	40,000	40,000
6004075 ELECTRONIC ACCESS MATERIALS	24,048	32,980	26,284	32,980	32,980	32,980
6004100 POSTAGE AND FREIGHT	352	700	1,305	700	700	700
6004105 DUES AND MEMBERSHIPS	1,069	2,050	1,267	2,050	2,050	2,050
6004112 BLDG GROUNDS AND EQUIP REPAIR	10,480	2,060	8,881	2,060	2,060	2,060
6004113 WATER AND SEWAGE CHARGES	1,128	3,200	1,496	3,200	3,200	3,200
6004115 ELECTRIC CURRENT	57,643	59,000	33,721	65,000	65,000	65,000
6004117 BUILDING AND GROUNDS EXPENSES	36,116	36,350	35,626	41,014	41,014	41,014

REPORT:BP032

BROOME COUNTY GOVERNMENT
REVENUE AND APPROPRIATION SUMMARY BY DEPARTMENT

FUND: 3150 Library Operating
DEPT: 40000000 County Library

Account	2021 Actuals	2022 Budget	2022 YTD Actuals As of 11/17/22	2023 Budget Requested	2023 Budget Recommended	2023 Budget Adopted
6004136 OPERATIONAL EQUIPMENT REPAIRS	0	2,060	0	3,500	3,500	3,500
6004137 ADVERTISING AND PROMOTION EXPE	846	6,000	304	6,000	6,000	6,000
6004138 OTHER OPERATIONAL EXPENSES	24,863	16,000	16,724	16,000	16,000	16,000
6004139 Trust Account Outflows	5,945	0	0	0	0	0
6004147 OTHER PROGRAM EXPENSE	15,000	15,000	0	15,000	15,000	15,000
6004160 MILEAGE AND PARKING-LOCAL	0	1,000	410	1,000	1,000	1,000
6004161 TRAVEL HOTEL AND MEALS	124	1,850	2,114	1,850	1,850	1,850
6004162 EDUCATION AND TRAINING	1,890	1,000	1,451	2,000	2,000	2,000
6004165 ADVISORY BD/TRUSTEES EXPENSES	0	175	75	175	175	175
6004193 HARDWARE MAINTENANCE	2,740	7,022	4,840	8,500	8,500	8,500
6004196 COPYING MACHINE RENTALS	1,616	4,200	4,321	4,800	4,800	4,800
6004504 OTHER FINANCIAL SERVICES	33	27	26	20	20	20
6004573 OTHER FEES FOR SERVICES	6,930	6,000	4,329	6,400	6,400	6,400
0000040 Contractual Expenditures Totals	473,690	462,787	367,417	487,328	487,328	487,328
0000041 Chargeback Expenses						
6004602 INSURANCE PREMIUM CHARGEBACK	15,141	18,089	13,567	21,274	21,274	21,274
6004604 DPW SECURITY CHARGEBACKS	115,457	120,077	56,679	103,178	103,178	103,178
6004606 TELEPHONE BILLING ACCOUNT	4,774	5,511	3,685	5,733	5,733	5,733
6004609 DATA PROCESSING CHARGEBACKS	84,888	133,042	69,819	54,609	54,609	54,609
6004617 DUPLICATING/PRINTING CHARGEBAC	0	8	0	0	0	0
6004618 OFFICE SUPPLIES CHARGEBACK	3	70	171	7	7	7
6004619 BUILDING SERVICE CHARGEBACK	31,857	46,095	18,961	5,000	5,000	5,000
6004634 Indirect Costs - Excess of Bud	103,997	0	0	0	0	0
0000041 Chargeback Expenses Totals	356,117	322,892	162,882	189,801	189,801	189,801
0000060 Principal on Indebtedness						
6006000 PRINCIPAL ON SERIAL BONDS	6,032	6,331	6,331	6,582	6,582	6,582
6006001 PRINCIPAL ON BANS	0	0	0	47,578	47,578	47,578
6006008 PRINCIPAL ON CAPITAL LEASE	2,126	0	0	0	0	0
0000060 Principal on Indebtedness Totals	8,158	6,331	6,331	54,160	54,160	54,160
0000070 Interest on Indebtedness						
6007000 INTEREST ON SERIAL BONDS	1,751	1,412	1,412	1,028	1,028	1,028
6007001 INTEREST ON BANS	0	0	0	4,830	4,830	4,830
6007005 INTEREST ON CAPITAL LEASE	586	0	0	0	0	0

BROOME COUNTY GOVERNMENT
 REVENUE AND APPROPRIATION SUMMARY BY DEPARTMENT

FUND: 3150 Library Operating
 DEPT: 40000000 County Library

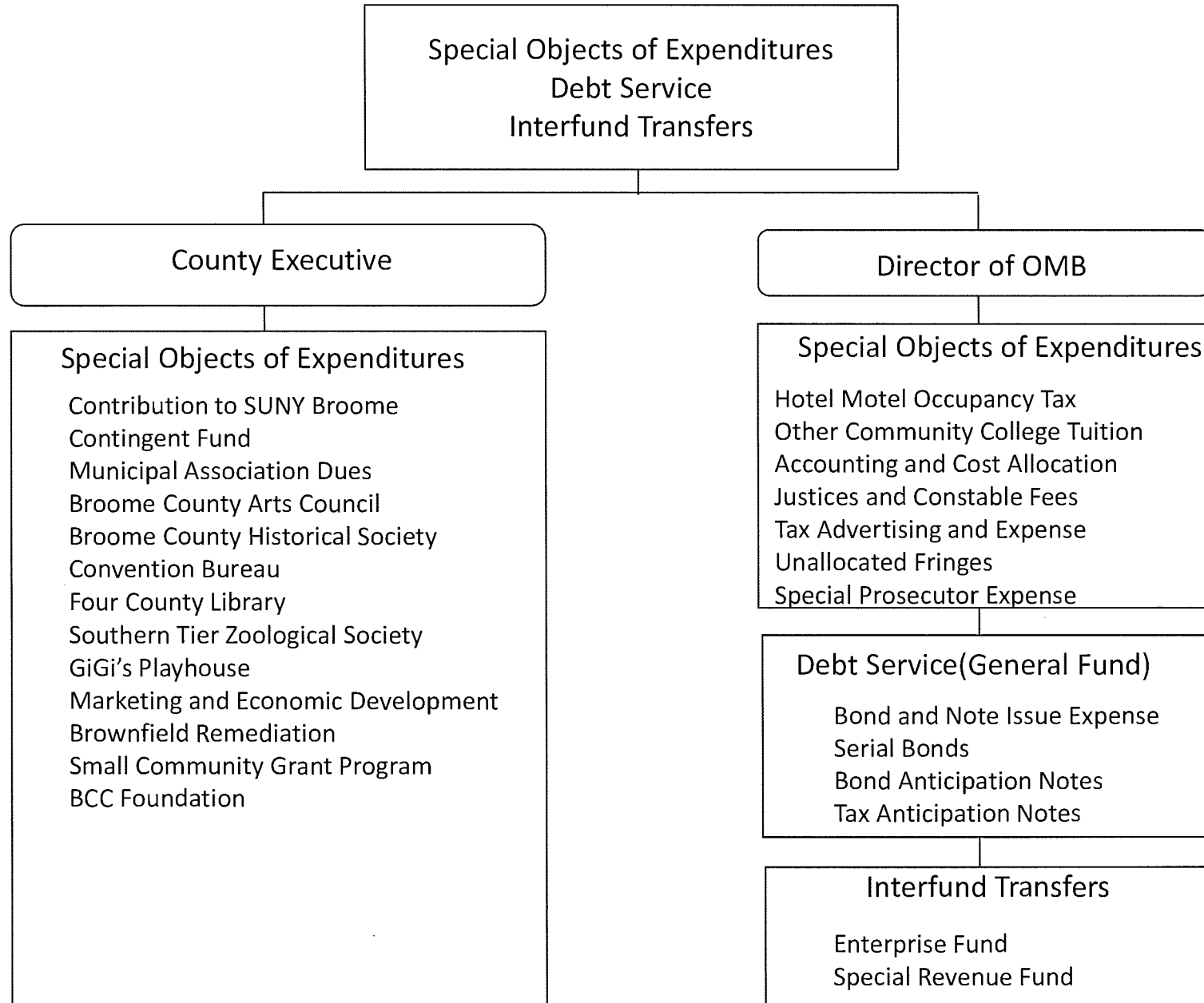
Account	2021 Actuals	2022 Budget	2022 YTD Actuals As of 11/17/22	2023 Budget Requested	2023 Budget Recommended	2023 Budget Adopted
0000070 Interest on Indebtedness Totals	2,337	1,412	1,412	5,858	5,858	5,858
0000080 Employee Benefits						
6008001 STATE RETIREMENT	92,482	112,837	77,227	133,448	135,041	135,041
6008002 SOCIAL SECURITY	55,179	65,492	49,823	72,259	72,869	72,869
6008004 WORKERS COMPENSATION	4,095	3,839	2,879	5,808	5,808	5,808
6008006 LIFE INSURANCE	112	225	65	255	255	255
6008007 HEALTH INSURANCE	118,527	154,088	99,722	152,367	152,367	152,367
6008009 RETIREE HEALTH INSURANCE	314,418	335,282	225,794	352,348	352,348	352,348
6008012 EMPLOYEE TUITION REIMBURSEMENT	0	3,500	0	3,500	3,500	3,500
6008013 HEALTH INS - RETIRE INCENTIVE	1,323	0	0	0	0	0
6008014 NYS ERS VDC EXPENSE	12,481	6,377	-2,625	6,505	6,505	6,505
0000080 Employee Benefits Totals	598,617	681,640	452,885	726,490	728,693	728,693
Exp Totals for Dept: 40000000	2,199,908	2,331,166	1,675,295	2,428,409	2,438,574	2,438,574
Total for Dept: 40000000	46,449	0	217,952	0	0	0

This page is intentionally left blank

Unallocated Items

<u>Department/Division</u>	<u>Page</u>
Special Objects of Expense	416
Debt Service	421
Interfund Transfers	424

Unallocated Items



Unallocated Items 90000099
Special Objects of Expenditures

Special Objects are general estimated revenue and appropriation items not presented in a specific department. The components are special objects of expenditure, debt service and inter-fund transfers.

Estimated Revenue

Hotel/Motel Occupancy Tax (5000011) records the estimated revenue to be received from the 3% occupancy tax on room rentals.

Occupancy Tax Economic Development (5000012) records the estimated revenue to be received from the 2% occupancy tax on room rentals.

Charges for Tax Advertising (5000103) are fees assessed on properties which are published as delinquent.

Appropriations

Discretionary Salary Savings (6001011) offsets salary appropriations in operating departments by an amount typically unexpended due to attrition.

Other Community College Tuition (6004182) is the cost of county residents attending other New York State Community colleges.

Contribution to Broome Community College (SUNY Broome) (6004183) is the county share of college operating costs. This is a transfer of resources to balance the Community College budget. The County Legislature adopts the college budget in June specifying the county's local sponsor share.

Accounting and Cost Allocation Services (6004500) are the unallocated costs associated with the annual cost allocation plan.

Justices and Constable Fees (6004535) are costs incurred by town courts operating outside of normal County Court hours. This account is administered by the Law Department.

The Contingent Fund (6004581) account is defined in Article VI, Section 604, B, (2) of the Broome County Charter and Section 609 of the Administrative Code. It is a provision for expected expenditures which may arise during the year.

Tax Advertising and Expense (6004585) is the cost of publishing tax delinquency.

Municipal Association Dues (6004586) are for membership in the New York State Association of Counties and New York State County Executive Association.

The Broome County Arts Council (6005000) is a private non-profit service organization funded by local contributors. It awards 90% of it's funding to local arts and cultural institutions, organizations and individual artists in Broome County. Other services include public advocacy for the arts, grants seminars, board trainings, arts promotion for economic development, educations and community building, public clearinghouse for events, grant and artist opportunities and referrals. This appropriation is funded by the county occupancy tax.

The Broome County Historical Society (6005015) promotes research of local history and genealogy through publications, exhibitions and educational programs. This appropriation is funded by the county occupancy tax.

The Convention Bureau (6005022) is part of the Broome County Chamber of Commerce. It attracts meetings, conferences, trade shows and visitors to Broome County. This appropriation is funded by the county occupancy tax.

The Four County Library System (6005023) provides bookmobile service to thirteen communities, nursing homes and correctional facilities. It also provides delivery service to public libraries in the service area, allowing enhanced and efficient service. This appropriation is funded by the county occupancy tax.

The Southern Tier Zoological Society, Inc. (Ross Park Zoo) (6005025) provides a wide variety of exhibits, an outreach program via a Zoo-mobile, guided and non-guided tours, educational programs, picnic facilities, a free carousel and special events. Opened in 1875, it is the nation's fifth oldest zoo. This appropriation is funded by the county occupancy tax.

Marketing/Economic Development (6005026) appropriations provide funding for various economic initiatives.

Brownfield Remediation (6005035) provides funding for clean-up of contaminated properties.

Small Business Loan Fund (6005040) facilitates economic development through a revolving loan fund administered by the IDA.

Small Community Grant Program (6005041) facilitates economic development growth outside Community Development Block Grant fund eligible areas.

GiGi's Playhouse located in Vestal, provides free educational, therapeutic-based and career development programs for individuals with Down syndrome, their families and the community.

Unallocated Employee Benefits includes certain retiree health insurance (6008009) and unemployment costs (6008011).

REPORT:BP032

BROOME COUNTY GOVERNMENT
REVENUE AND APPROPRIATION SUMMARY BY DEPARTMENT

FUND: 1010 General Operating
DEPT: 90000000 Special Objects

Account	2021 Actuals	2022 Budget	2022 YTD Actuals As of 11/17/22	2023 Budget Requested	2023 Budget Recommended	2023 Budget Adopted
0000001 Tax Items						
5000011 HOTEL/MOTEL OCCUPANCY TAX	1,100,572	1,150,000	1,034,794	1,152,000	1,152,000	1,152,000
5000012 OCC TAX ECO DEV	733,715	765,000	689,863	765,000	765,000	765,000
0000001 Tax Items Total	1,834,287	1,915,000	1,724,657	1,917,000	1,917,000	1,917,000
0000002 Departmental Income						
5000103 CHGS FOR TAX ADV/REDEMPTION EX	12,173	13,000	15,036	13,000	13,000	13,000
5000333 OTHER DEPARTMENTAL CHARGEBACK	0	0	0	0	38,749	38,749
0000002 Departmental Income Total	12,173	13,000	15,036	13,000	51,749	51,749
0000007 Misc Interfund Revenues						
5000561 TRANSFER FROM RESERVE FUND	0	150,000	150,000	400,000	400,000	400,000
0000007 Misc Interfund Revenues Total	0	150,000	150,000	400,000	400,000	400,000
Rev Totals for Dept: 90000000	1,846,460	2,078,000	1,889,693	2,330,000	2,368,749	2,368,749
0000010 Personnel Service						
6001011 DISCRETIONARY SALARY SAVINGS	0	-3,196,754	0	-3,196,754	-3,196,754	-3,196,754
0000010 Personnel Service Totals	0	-3,196,754	0	-3,196,754	-3,196,754	-3,196,754
0000040 Contractual Expenditures						
6004137 ADVERTISING AND PROMOTION EXPE	14,932	30,000	14,477	30,000	30,000	30,000
6004147 OTHER PROGRAM EXPENSE	0	29,170	0	39,037	39,037	39,037
6004182 OTHER COMM COLLEGES TUITION	932,839	850,000	1,045,811	1,100,000	1,100,000	1,100,000
6004183 CONTRIBUTION TO BROOME COMM CO	6,850,000	7,407,385	7,407,385	7,481,459	7,481,459	7,481,459
6004500 ACCTG AND COST ALLOCATION SERV	2,900	2,900	2,900	2,900	2,900	2,900
6004535 JUSTICES AND CONSTABLE FEES	3,070	10,000	7,460	10,000	10,000	10,000
6004542 SPECIAL PROSECUTOR EXPENSE	30,532	250,000	33,569	200,000	200,000	200,000
6004581 CONTINGENT FUND	0	100,000	0	100,000	210,000	210,000
6004585 TAX ADVERTISING AND EXPENSE	8,968	12,000	10,126	12,000	12,000	12,000
6004586 MUNICIPAL ASSN DUES	55,496	28,000	0	32,920	32,920	32,920

REPORT:BP032

BROOME COUNTY GOVERNMENT
REVENUE AND APPROPRIATION SUMMARY BY DEPARTMENT

FUND: 1010 General Operating
DEPT: 90000000 Special Objects

Account	2021 Actuals	2022 Budget	2022 YTD Actuals As of 11/17/22	2023 Budget Requested	2023 Budget Recommended	2023 Budget Adopted
6004593 OTHER GOVERNMENTS PAYMENTS	100,000	0	0	0	0	0
6004595 TRANSFER TO RESERVE	0	5,518	0	0	0	0
6005000 BROOME COUNTY ARTS COUNCIL	103,794	103,794	77,846	103,794	103,794	103,794
6005003 DISCOVERY CENTER	0	0	0	0	5,000	5,000
6005015 BROOME COUNTY HISTORICAL SOCIE	14,008	14,008	14,008	14,008	14,008	14,008
6005016 BROOME CO COOP EXT ASSN	0	0	0	0	446,342	446,342
6005022 CONVENTION BUREAU	303,148	303,148	227,361	303,148	303,148	303,148
6005023 FOUR COUNTY LIBRARY SYSTEM	10,000	10,000	10,000	10,000	10,000	10,000
6005025 SO TIER ZOOLOGICAL SOC	259,000	259,000	194,250	259,000	259,000	259,000
6005026 MARKETING/ECONOMIC DEVELOPMENT	346,109	545,000	483,149	545,000	545,000	545,000
6005035 BROWNFIELD REMEDIATION MUNICIP	90,000	220,000	0	220,000	220,000	220,000
6005041 SMALL COMMUNITY GRANT PROGRAM	113,695	150,000	69,313	1,150,000	1,150,000	1,150,000
6005044 GIGI'S PLAYHOUSE	10,000	10,000	10,000	10,000	10,000	10,000
0000040 Contractual Expenditures Totals	9,248,491	10,339,923	9,607,655	11,623,266	12,184,608	12,184,608
0000080 Employee Benefits						
6008001 STATE RETIREMENT	0	-1,149,506	0	-1,149,506	-1,149,506	-1,149,506
6008002 SOCIAL SECURITY	0	-169,706	0	-169,706	-169,706	-169,706
6008009 RETIREE HEALTH INSURANCE	64,868	76,768	44,773	70,520	70,520	70,520
6008013 HEALTH INS - RETIRE INCENTIVE	4,323	4,200	0	4,450	4,450	4,450
0000080 Employee Benefits Totals	69,191	-1,238,244	44,773	-1,244,242	-1,244,242	-1,244,242
0000090 Transfers						
6009002 TRANSFER TO GRANT FUND	0	0	0	1,500,000	1,500,000	1,500,000
0000090 Transfers Totals	0	0	0	1,500,000	1,500,000	1,500,000
Exp Totals for Dept: 90000000	9,317,682	5,904,925	9,652,428	8,682,270	9,243,612	9,243,612
Total for Dept: 90000000	-7,471,222	-3,826,925	-7,762,735	-6,352,270	-6,874,863	-6,874,863

Debt Service 91000099
General Fund

Definition

This department accounts for appropriations to pay principal and interest on debt issued to benefit activities accounted for in the General Fund. It includes debt service for Broome Community College. Debt service related to projects undertaken for the New York State Courts System is a county responsibility and included here.

Bond and Note Issue Expense appropriates the costs associated with issuing debt for the entire county. These include bond counsel legal advice, financial advisor services, advertising and printing costs.

Principal and interest amounts for serial bonds, bond anticipation notes, and tax anticipation notes are presented separately.

Other Financial Services are MBBA costs associated with a 2010 borrowing and ARRA Debt Reimbursement is federal aid revenue that is associated with the same issuance.

REPORT:BP032

BROOME COUNTY GOVERNMENT
REVENUE AND APPROPRIATION SUMMARY BY DEPARTMENT

FUND: 1010 General Operating

DEPT: 91000000 Debt Service (General Fund)

Account	2021 Actuals	2022 Budget	2022 YTD Actuals As of 11/17/22	2023 Budget Requested	2023 Budget Recommended	2023 Budget Adopted
0000007 Misc Interfund Revenues						
5000561 TRANSFER FROM RESERVE FUND	0	441,414	441,414	701,706	701,706	701,706
5000563 TRANSFER FROM CAPITAL FUND	189	0	0	0	0	0
5000569 TRANSFER - DEBT SERVICE FUND	561,047	409,400	416,653	88,200	88,200	88,200
0000007 Misc Interfund Revenues Total	561,236	850,814	858,067	789,906	789,906	789,906
0000009 Federal Aid						
5000952 ARRA DEBT REIMBURSEMENT	116,132	103,204	103,205	89,766	89,766	89,766
0000009 Federal Aid Total	116,132	103,204	103,205	89,766	89,766	89,766
Rev Totals for Dept: 91000000	677,368	954,018	961,272	879,672	879,672	879,672
0000040 Contractual Expenditures						
6004502 BOND AND NOTE ISSUE EXPENSE	55,855	150,000	57,605	150,000	150,000	150,000
6004504 OTHER FINANCIAL SERVICES	6,837	5,424	5,423	3,947	3,947	3,947
0000040 Contractual Expenditures Totals	62,692	155,424	63,028	153,947	153,947	153,947
0000060 Principal on Indebtedness						
6006000 PRINCIPAL ON SERIAL BONDS	1,769,263	2,648,678	2,648,678	2,728,524	2,728,524	2,728,524
6006001 PRINCIPAL ON BANS	3,089,917	3,997,424	3,997,424	3,888,347	3,888,347	3,888,347
0000060 Principal on Indebtedness Totals	4,859,180	6,646,102	6,646,102	6,616,871	6,616,871	6,616,871
0000070 Interest on Indebtedness						
6007000 INTEREST ON SERIAL BONDS	638,908	758,497	758,497	646,146	646,146	646,146
6007001 INTEREST ON BANS	470,055	433,709	433,709	688,494	688,494	688,494
6007008 INTEREST ON TANS	187,425	0	0	0	0	0
0000070 Interest on Indebtedness Totals	1,296,388	1,192,206	1,192,206	1,334,640	1,334,640	1,334,640

REPORT:BP032

BROOME COUNTY GOVERNMENT
REVENUE AND APPROPRIATION SUMMARY BY DEPARTMENT

FUND: 1010 General Operating
DEPT: 91000000 Debt Service (General Fund)

Account	2021 Actuals	2022 Budget	2022 YTD Actuals As of 11/17/22	2023 Budget Requested	2023 Budget Recommended	2023 Budget Adopted
Exp Totals for Dept: 91000000	6,218,260	7,993,732	7,901,336	8,105,458	8,105,458	8,105,458
Total for Dept: 91000000	-5,540,892	-7,039,714	-6,940,064	-7,225,786	-7,225,786	-7,225,786

Interfund Transfers 92000099
General Fund

Definition

This department accounts for the resources transferred from the General Fund to support operations accounted for in other funds.

Governmental operating fund budgets must be balanced, with estimated revenues equal to appropriations. Transfers to make the funds balanced appear as required tax support in the Summary by Fund.

Inter-fund transfers are appropriations in the General Fund and estimated revenues in the funds to which resources are to be transferred. Because of this doubling effect on both appropriations and estimated revenues inter-fund transfers are not included when calculating the total of the county operating budget.

REPORT:BP032

BROOME COUNTY GOVERNMENT
REVENUE AND APPROPRIATION SUMMARY BY DEPARTMENT

FUND: 1010 General Operating

DEPT: 92000000 Interfund Transfers

Account	2021 Actuals	2022 Budget	2022 YTD Actuals As of 11/17/22	2023 Budget Requested	2023 Budget Recommended	2023 Budget Adopted
0000007 Misc Interfund Revenues 5000580 UNUSED CAPITAL FUND	9,416	0	30,348	0	0	0
0000007 Misc Interfund Revenues Total	9,416	0	30,348	0	0	0
Rev Totals for Dept: 92000000	9,416	0	30,348	0	0	0
0000090 Transfers						
6009001 TRANSFER TO CAPITAL FUND	383,045	0	0	0	0	0
6009002 TRANSFER TO GRANT FUND	-1,456,566	0	0	0	0	0
6009003 TRANSFER TO ENTERPRISE FUND	2,421,286	2,351,820	2,351,820	3,465,612	3,507,808	3,507,808
6009004 CONTB TO COMM COLLEGE	2,117,140	0	0	0	0	0
6009006 TRANSFER TO SPECIAL REV FUND	13,377,220	13,206,242	13,206,242	15,058,048	15,073,184	15,073,184
0000090 Transfers Totals	16,842,125	15,558,062	15,558,062	18,523,660	18,580,992	18,580,992
Exp Totals for Dept: 92000000	16,842,125	15,558,062	15,558,062	18,523,660	18,580,992	18,580,992
Total for Dept: 92000000	-16,832,709	-15,558,062	-15,527,714	-18,523,660	-18,580,992	-18,580,992

This page is intentionally left blank

Capital Budget

<u>Department/Division</u>	<u>Page</u>
2023 Capital Program	428
Summary of Debt	441
History of Debt Service	443
Serial Bonds	444
Bond Anticipation Notes	465
Statement of Authorized Unissued Debt	475
Authorized Capital Projects	480
Debt Statement Summary	488
Community College Debt Liability and Payment History	489

Capital Budget

2023 Adopted Capital Program

Project Title and Description	Estimated Project Cost	Funding Sources				Bond Authority	Annual Added To Taxes	YPU	LFL Sect 11	Percent Increase Taxes
		Federal	State	County	Fees/Other					
AVIATION										
RECONSTRUCT RUNWAY SAFETY AREA - RUNWAY 34 EMAS Reconstruct runway safety area (runway 34/16 EMAS) - Construction. Procure blocks for the ensuing construction phase.	\$7,425,000	\$6,750,000	\$337,000	\$338,000	\$0	\$7,425,000	\$18,378	30	15	0.0254 %
REHABILITATE TAXIWAY, AIRFIELD LIGHTING-CONSTRUCT Rehabilitate taxiway (taxiways A, D, F, & G) Reconstruct taxiway lighting (taxiways A, C, D, F, G, & J) reconstruct airfield guidance signs (taxiways C, D, F, G, & J)	\$5,550,000	\$4,995,000	\$277,000	\$278,000	\$0	\$5,550,000	\$15,115	30	15	0.0209 %
AVIATION 2023 Total	\$12,975,000	\$11,745,000	\$614,000	\$616,000	\$0	\$12,975,000	\$33,493			0.0463 %
BCC										
CORE BUILDING REHABILITATION Rehabilitate aged core buildings including exterior façade, roof and HVAC as well as second floor interior spaces and bathrooms of the library.	\$1,300,000	\$0	\$650,000	\$650,000	\$0	\$1,300,000	\$56,436	15	12(a)(2)	0.0780 %
MUSIC PRACTICE AREA-RENOVATION PHASE II Construction of two music practice rooms and a library area for sheet music, and a lounge/study for students. Includes furniture for the renovated spaces.	\$200,000	\$0	\$100,000	\$100,000	\$0	\$200,000	\$22,148	5	35	0.0306 %
NURSING PROGRAM EXPANSION FURNITURE AND EQUIPMENT Equipment and furniture needs in conjunction with the rehabilitation of the Decker Health Science building as part of the student health science nursing program.	\$1,000,000	\$0	\$1,000,000	\$0	\$0	\$1,000,000	\$0	5	32	0.0000 %
ROOFING PROJECTS Replace aged and failing roofs across campus.	\$300,000	\$0	\$150,000	\$150,000	\$0	\$300,000	\$13,024	15	12(a)(2)	0.0180 %
BCC 2023 Total	\$2,800,000	\$0	\$1,900,000	\$900,000	\$0	\$2,800,000	\$91,608			0.1266 %

“Property Tax” is calculated with the YPU and Bond amount. This does not include any portion of a project that is supported by fees.

2023 Adopted Capital Program

Project Title and Description	Estimated Project Cost	Funding Sources				Bond Authority	Annual Added To Taxes	YPU	LFL Sect 11	Percent Increase Taxes
		Federal	State	County	Fees/Other					
COUNTY CLERK - RECORDS										
DIGITIZING OF COUNTY LAND RECORDS This project continues scanning deed and index books going back to the 1800s, a 1908 county atlas frequently used and quickly deteriorating and properly preserving and framing the Boston Purchase Map.	\$220,000	\$0	\$0	\$220,000	\$0	\$220,000	\$48,726	5	72	0.0674 %
COUNTY CLERK - RECORDS 2023 Total	\$220,000	\$0	\$0	\$220,000	\$0	\$220,000	\$48,726			0.0674 %
COUNTY CLERK - RECORDS MANAGEMENT										
DIGITIZE PERMANENT COUNTY RECORDS Scanning and digitizing of permanent paper records for county departments. Currently over 14,000 boxes of records are housed. Each year about 750 boxes are destroyed but 900 boxes are received for storage. With the limits on space, scanning makes them easily accessible to the departments as well as conserving of storage space. By doing these projects in-house with our vendor scanners, we are allowed the flexibility to work on new projects as needed or in emergency situations.	\$150,000	\$0	\$0	\$150,000	\$0	\$150,000	\$33,222	5	72	0.0459 %
COUNTY CLERK - RECORDS MANAGEMENT 2023 Total	\$150,000	\$0	\$0	\$150,000	\$0	\$150,000	\$33,222			0.0459 %

“Property Tax” is calculated with the YPU and Bond amount. This does not include any portion of a project that is supported by fees.

2023 Adopted Capital Program

<i>Project Title and Description</i>	<i>Estimated Project Cost</i>	<i>Funding Sources</i>				<i>Bond Authority</i>	<i>Annual Added To Taxes</i>	<i>YPU</i>	<i>LFL Sect 11</i>	<i>Percent Increase Taxes</i>
		<i>Federal</i>	<i>State</i>	<i>County</i>	<i>Fees/Other</i>					
<i>DPW - ENGINEERING</i>										
COUNTY REGULATORY/ENVIRONMENTAL COMPLIANCE/MAINTENACE To address various environmental compliance issues at County properties(including facilities, parks and watersheds) related to State and Federal rules and requirement issues that are encountered.	\$175,000	\$0	\$0	\$175,000	\$0	\$175,000	\$21,042	10	35	0.0291 %
WATERSHED SITE 9C COMPLIANCE UPGRADE CONSTRUCTION Construction phase for upgrades to watershed Site 9C to bring this County flood control structure up to NYSDEC Dam criteria standards and to address other deficiencies.	\$1,100,000	\$0	\$0	\$1,100,000	\$0	\$1,100,000	\$59,808	30	3	0.0827 %
DPW - ENGINEERING 2023 Total	\$1,275,000	\$0	\$0	\$1,275,000	\$0	\$1,275,000	\$80,851			0.1118 %

“Property Tax” is calculated with the YPU and Bond amount. This does not include any portion of a project that is supported by fees.

2023 Adopted Capital Program

Project Title and Description	Estimated Project Cost	Funding Sources				Bond Authority	Annual Added To Taxes	YPU	LFL Sect 11	Percent Increase Taxes
		Federal	State	County	Fees/Other					
DPW - ENGINEERING B&G										
COUNTY BUILDINGS HVAC UPGRADES R22 unit Replacements	\$900,000	\$0	\$0	\$900,000	\$0	\$900,000	\$108,217	10	13	0.1496 %
COUNTY BUILDINGS RENOVATIONS & MAINTENANCE Renovations to County facilities.	\$100,000	\$0	\$0	\$100,000	\$0	\$100,000	\$22,148	5	35	0.0306 %
COURT COMPLEX RENOVATIONS & Repair of Barrel on old courthouse dome and continuation of asbestos/lead abatement work.	\$250,000	\$0	\$0	\$250,000	\$0	\$250,000	\$55,370	5	35	0.0765 %
DPW EQUIPMENT REPLACEMENT Replacement of bucket truck and custodial parking lot sweeper.	\$250,000	\$0	\$0	\$250,000	\$0	\$250,000	\$21,706	15	28	0.0300 %
PUBLIC SAFETY RENOVATIONS & MAINTENANCE Replacement of lighting in cells and dayrooms and painting the pods	\$200,000	\$0	\$0	\$200,000	\$0	\$200,000	\$44,296	5	35	0.0612 %
ROOF REPAIRS AT COUNTY FACILITIES Replacement and repair of county facility roofs	\$250,000	\$0	\$0	\$250,000	\$0	\$250,000	\$21,706	15	12(a)(2)	0.0300 %
DPW - ENGINEERING B&G 2023 Total	\$1,950,000	\$0	\$0	\$1,950,000	\$0	\$1,950,000	\$273,445			0.3780 %

“Property Tax” is calculated with the YPU and Bond amount. This does not include any portion of a project that is supported by fees.

2023 Adopted Capital Program

<i>Project Title and Description</i>	<i>Estimated Project Cost</i>	<i>Funding Sources</i>				<i>Bond Authority</i>	<i>Annual Added To Taxes</i>	<i>YPU</i>	<i>LFL Sect 11</i>	<i>Percent Increase Taxes</i>
		<i>Federal</i>	<i>State</i>	<i>County</i>	<i>Fees/Other</i>					
<i>DPW - FLEET MANAGEMENT</i>										
FLEET REPLACEMENT County Fleet vehicle replacement pursuant to county policy	\$300,000	\$0	\$0	\$300,000	\$0	\$300,000	\$107,080	3	77	0.1480 %
DPW - FLEET MANAGEMENT 2023 Total	\$300,000	\$0	\$0	\$300,000	\$0	\$300,000	\$107,080			0.1480 %
<i>DPW - HIGHWAYS</i>										
COUNTY PAVEMENT MAINTENANCE (FACILITIES/PARKS) Pavement maintenance including milling and overlay at various sites.	\$500,000	\$0	\$0	\$500,000	\$0	\$500,000	\$60,121	10	20(f)	0.0831 %
HIGHWAY RECONSTRUCTION/REHABILITATION Reconstruction and rehabilitation of county highways as needed based on pavement condition, sufficiency and priority.	\$2,500,000	\$0	\$0	\$2,500,000	\$0	\$2,500,000	\$217,063	15	20(c)	0.3000 %
DPW - HIGHWAYS 2023 Total	\$3,000,000	\$0	\$0	\$3,000,000	\$0	\$3,000,000	\$277,183			0.3831 %

“Property Tax” is calculated with the YPU and Bond amount. This does not include any portion of a project that is supported by fees.

2023 Adopted Capital Program

Project Title and Description	Estimated Project Cost	Funding Sources				Bond Authority	Annual Added To Taxes	YPU	LFL Sect 11	Percent Increase Taxes
		Federal	State	County	Fees/Other					
DPW - HIGHWAYS/ENGINEERING/BRIDGES										
COUNTY BRIDGE AND CULVERT REPAIRS Repair and/or replacement of County bridges and culverts to address structural and/or safety flags resulting from NYSDOT biennial inspection of bridges and County DPW inspection of culverts with 5 foot and over span.	\$500,000	\$0	\$0	\$500,000	\$0	\$500,000	\$35,181	20	10	0.0486 %
CR 20 BIN 3349250 & 3349370 MAINTENANCE DESIGN Design phase for federal aid funded maintenance project of two bridges on CR 20 (BIN 3349250 and BIN 334937).	\$400,000	\$320,000	\$0	\$80,000	\$0	\$400,000	\$17,719	5	62(a)	0.0245 %
HOOPER RD BRIDGE REHAB (BIN 3349750) - CONST Construction phase for rehabilitation / replacement of Hooper Rd Bridge over over Patterson Creek (BIN 3349750).	\$1,600,000	\$1,280,000	\$0	\$320,000	\$0	\$1,600,000	\$22,516	20	10	0.0311 %
DPW - HIGHWAYS/ENGINEERING/BRIDGES 2023 Total	\$2,500,000	\$1,600,000	\$0	\$900,000	\$0	\$2,500,000	\$75,415			0.1042 %
DPW - HIGHWAYS/ROAD MACHINERY										
HIGHWAY EQUIPMENT REPLACEMENT Replacement of construction and snow removal equipment	\$950,000	\$0	\$0	\$950,000	\$0	\$950,000	\$82,484	15	28	0.1140 %
DPW - HIGHWAYS/ROAD MACHINERY 2023 Total	\$950,000	\$0	\$0	\$950,000	\$0	\$950,000	\$82,484			0.1140 %

“Property Tax” is calculated with the YPU and Bond amount. This does not include any portion of a project that is supported by fees.

2023 Adopted Capital Program

Project Title and Description	Estimated Project Cost	Funding Sources				Bond Authority	Annual Added To Taxes	YPU	LFL Sect 11	Percent Increase Taxes
		Federal	State	County	Fees/Other					
EMERGENCY SERVICES										
OES SMALL RESPONSE VEHICLE REPLACEMENT OES needs to replace two small response vehicles beyond their useful life as a response vehicle.	\$100,000	\$0	\$0	\$100,000	\$0	\$100,000	\$35,693	3	77	0.0493 %
OES WAREHOUSE BUILDING AND SECURITY ENHANCEMENTS Complete building enhancements at the Michael F. Aswad Emergency Services Special Operations and Training Facility located at 3006 Wayne Street. Facility is critical to support public safety operations. All emergency services special operations teams (i.e. hazardous materials, technical rescue, etc.) operate out of this facility. It also houses the county's emergency stockpile (i.e. water, MRE's, generators, etc.). Enhancements to the office space and addition of storage space is needed.	\$99,000	\$0	\$0	\$99,000	\$0	\$99,000	\$21,927	5	35	0.0303 %
PURCHASE FIRE TRUCK Purchase of special operations fire apparatus	\$300,000	\$0	\$0	\$300,000	\$0	\$300,000	\$36,072	10	27	0.0499 %
EMERGENCY SERVICES 2023 Total	\$499,000	\$0	\$0	\$499,000	\$0	\$499,000	\$93,692			0.1295 %
INFORMATION TECHNOLOGY										
COMPUTER EQUIPMENT REPLACEMENT/UPDATE TECHNOLOGY Implement, maintain and increase efficiencies of enterprise level technologies. Focus on critical infrastructure equipment and software	\$1,100,000	\$0	\$0	\$1,100,000	\$0	\$1,100,000	\$243,630	5	32	0.3368 %
INFORMATION TECHNOLOGY 2023 Total	\$1,100,000	\$0	\$0	\$1,100,000	\$0	\$1,100,000	\$243,630			0.3368 %

“Property Tax” is calculated with the YPU and Bond amount. This does not include any portion of a project that is supported by fees.

2023 Adopted Capital Program

<i>Project Title and Description</i>	<i>Estimated Project Cost</i>	<i>Funding Sources</i>				<i>Bond Authority</i>	<i>Annual Added To Taxes</i>	<i>YPU</i>	<i>LFL Sect 11</i>	<i>Percent Increase Taxes</i>
		<i>Federal</i>	<i>State</i>	<i>County</i>	<i>Fees/Other</i>					
<i>PARKS & RECREATION/ARENA</i>										
ARENA IMPROVEMENTS Upgrades to Arena to include roof drain replacements, rigging pit, WIFI upgrade and HVAC replacement in locker room and concourse	\$200,000	\$0	\$0	\$200,000	\$0	\$200,000	\$44,296	5	35	0.0612 %
PARKS & RECREATION/ARENA 2023 Total	\$200,000	\$0	\$0	\$200,000	\$0	\$200,000	\$44,296			0.0612 %
<i>PARKS & RECREATION/FORUM</i>										
FORUM IMPROVEMENT Upgrades to Forum to include HVAC Replacement and lobby womens room upgrades	\$200,000	\$0	\$0	\$200,000	\$0	\$200,000	\$44,296	5	35	0.0612 %
PARKS & RECREATION/FORUM 2023 Total	\$200,000	\$0	\$0	\$200,000	\$0	\$200,000	\$44,296			0.0612 %

“Property Tax” is calculated with the YPU and Bond amount. This does not include any portion of a project that is supported by fees.

2023 Adopted Capital Program

Project Title and Description	Estimated Project Cost	Funding Sources				Bond Authority	Annual Added To Taxes	YPU	LFL Sect 11	Percent Increase Taxes
		Federal	State	County	Fees/Other					
PUBLIC TRANSPORTATION (Transit)										
PURCHASE FIVE LIFTS Purchase five replacement lifts for Transit bus repairs. Funding is available from Fed/State sources to fully cover project	\$225,000	\$180,000	\$45,000	\$0	\$0	\$225,000	\$0	5	32	0.0000 %
PURCHASE GENERATOR FOR FULL FACILITY/BUS CHARGING Purchase a new generator that has the capability of running the entire Transit facility in an emergency. This generator will also have the capacity to charge the electric buses that are slated for purchase in 2023.	\$350,000	\$280,000	\$70,000	\$0	\$0	\$350,000	\$0	5	32	0.0000 %
PURCHASE REPLACEMENT SERVICE TRUCK Purchase service truck to replace the service truck in use. It has been increasingly difficult in regards to repairs and overall maintenance to find parts. Fed and State funds are available to fully fund this project	\$130,000	\$104,000	\$26,000	\$0	\$0	\$130,000	\$0	3	77	0.0000 %
PURCHASE SIX CUTAWAY BUSES Purchase six cutaway buses to replace buses that are beyond their seven year useful life. These buses will be fully funded using Federal and State funding.	\$600,000	\$480,000	\$120,000	\$0	\$0	\$600,000	\$0	12	29a	0.0000 %
UPGRADE TRANSIT FRONT LANDSCAPING Upgrade landscaping based on design project f.	\$150,000	\$120,000	\$15,000	\$15,000	\$0	\$150,000	\$18,322	5	89	0.0253 %
PUBLIC TRANSPORTATION (Transit) 2023 Total	\$1,455,000	\$1,164,000	\$276,000	\$15,000	\$0	\$1,455,000	\$18,322			0.0253 %

“Property Tax” is calculated with the YPU and Bond amount. This does not include any portion of a project that is supported by fees.

2023 Adopted Capital Program

<i>Project Title and Description</i>	<i>Estimated Project Cost</i>	<i>Funding Sources</i>				<i>Bond Authority</i>	<i>Annual Added To Taxes</i>	<i>YPU</i>	<i>LFL Sect 11</i>	<i>Percent Increase Taxes</i>
		<i>Federal</i>	<i>State</i>	<i>County</i>	<i>Fees/Other</i>					
<i>SHERIFF-ROAD PATROL</i>										
BODY CAMERAS REPLACEMENT Replacement of Body 2 Cameras at end of current contract projected 5 year life span.	\$90,000	\$0	\$0	\$90,000	\$0	\$90,000	\$10,822	10	25	0.0150 %
IN CAR CAMERA REPLACEMENT Replacement of Fleet 2 body cameras.	\$85,000	\$0	\$0	\$85,000	\$0	\$85,000	\$10,221	10	25	0.0141 %
LEKTRIEVER FILING SYSTEM Replace current system due to obsolescence	\$150,000	\$0	\$0	\$150,000	\$0	\$150,000	\$33,222	5	32	0.0459 %
VEHICLE REPLACEMENT Replacement of Sheriff's road patrol and other police vehicles. Requested cost includes upfitting of vehicles (lights/sirens/communications equipment/graphics) as needed.	\$250,000	\$0	\$0	\$250,000	\$0	\$250,000	\$89,234	3	77	0.1233 %
SHERIFF-ROAD PATROL 2023 Total	\$575,000	\$0	\$0	\$575,000	\$0	\$575,000	\$143,498			0.1984 %

“Property Tax” is calculated with the YPU and Bond amount. This does not include any portion of a project that is supported by fees.

2023 Adopted Capital Program

Project Title and Description	Estimated Project Cost	Funding Sources				Bond Authority	Annual Added To Taxes	YPU	LFL Sect 11	Percent Increase Taxes
		Federal	State	County	Fees/Other					
SOLID WASTE MANAGEMENT										
CONSTRUCTION OF SECTION IV CELL V Construction of Section IV Cell V per Part 360 regulations in anticipation of Section IV Cell IV reaching capacity. If we move forward with the reclamation project and redevelop the Old Landfill as new landfill space this project will not be needed until a much later future year. If the reclamation project progresses there will not be a need to construct Section IV Cell IV for a number of years.	\$11,000,000	\$0	\$0	\$0	\$11,000,000	\$11,000,000	\$0	25	6	0.0000 %
EVALUATE & DESIGN LANDFILL ENTRANCE To evaluate and design the landfill entrance anticipating residential and commercial vehicles using one general area. Evaluate & design the landfill entrance in anticipation of residential and commercial vehicles entering in the same area	\$200,000	\$0	\$0	\$0	\$200,000	\$200,000	\$0	5	62a	0.0000 %
LANDFILL EQUIPMENT Landfill equipment replacement.	\$525,000	\$0	\$0	\$0	\$525,000	\$525,000	\$0	10	6	0.0000 %
RECLAMATION PHASE I FILL AREA CLOSURE DESIGN Reclamation Phase I Fill Area Closure Design Design of closureplan for Phase I fill area	\$200,000	\$0	\$0	\$0	\$200,000	\$200,000	\$0	5	62 a	0.0000 %
SECT V- CELL 1 RECLAIMED AREA LINER CONST OVERSIGHT Construction oversight of Section V reclaimed area liner per Part 360 regulations in anticipation of Section IV Cell IV reaching capacity. Section V CellI Reclaimed Area Liner Const. oversight	\$750,000	\$0	\$0	\$0	\$750,000	\$750,000	\$0	25	6	0.0000 %
SECTION V CELL 1 RECLAIMED AREA LINER CONSTRUCTION Construction of Section V Cell 1 per Part 360 regulations in anticipation of Section IV Cell IV reaching capacity. Section V Cell I reclaimed area liner construction	\$13,000,000	\$0	\$0	\$0	\$13,000,000	\$13,000,000	\$0	25	6	0.0000 %

“Property Tax” is calculated with the YPU and Bond amount. This does not include any portion of a project that is supported by fees.

2023 Adopted Capital Program

<i>Project Title and Description</i>	<i>Estimated Project Cost</i>	<i>Funding Sources</i>				<i>Bond Authority</i>	<i>Annual Added To Taxes</i>	<i>YPU</i>	<i>LFL Sect 11</i>	<i>Percent Increase Taxes</i>
		<i>Federal</i>	<i>State</i>	<i>County</i>	<i>Fees/Other</i>					
SECTION V CELL LINER DESIGN Section V Cell I liner system design. Section V Cell I liner design.	\$125,000	\$0	\$0	\$0	\$125,000	\$125,000	\$0	5	62a	0.0000 %
SOLID WASTE MANAGEMENT 2023 Total	\$25,800,000	\$0	\$0	\$0	\$25,800,000	\$25,800,000	\$0			0.0000 %
<i>WPNH</i>										
DOOR REPLACEMENT Fire doors, exterior doors, install, intererior/resident doors	\$50,000	\$0	\$0	\$50,000	\$0	\$50,000	\$11,074	5	32	0.0153 %
WEST WING AND ADMIN BUILDING ROOFING PROJECT_CONS Construction of West Wing and Admin Building Roofing	\$800,000	\$0	\$0	\$800,000	\$0	\$800,000	\$69,460	15	12(a)(2)	0.0960 %
WPNH 2023 Total	\$850,000	\$0	\$0	\$850,000	\$0	\$850,000	\$80,534			0.1113 %
2023 CAPITAL PROGRAM GRAND TOTAL	\$56,799,000	\$14,509,000	\$2,790,000	\$13,700,000	\$25,800,000	\$56,799,000	\$1,771,775			2.4491 %

“Property Tax” is calculated with the YPU and Bond amount. This does not include any portion of a project that is supported by fees.

Summary of Debt

Summary of Debt
as of December 31, 2022

	Bond Anticipation Notes	Serial Bonds	Total Debt	Percent of Total
General Fund				
Community College	\$ 11,097,752	\$ 6,602,165	\$ 17,699,917	13.65%
All Other General Fund	19,185,513	15,031,753	34,217,266	26.38%
Total General Fund	<u>\$ 30,283,265</u>	<u>\$ 21,633,918</u>	<u>\$ 51,917,183</u>	40.03%
Aviation	3,514,207	1,950,729	5,464,936	4.21%
Central Foods	-	123,247	123,247	0.10%
County Road	19,000,771	12,632,980	31,633,751	24.39%
En-Joie Golf Course	214,866	29,855	244,721	0.19%
Fleet Management	589,128	65,189	654,317	0.50%
Library	237,888	20,554	258,442	0.20%
Road Machinery	5,008,968	2,323,675	7,332,643	5.65%
Solid Waste	11,247,952	12,707,151	23,955,103	18.47%
Transit	1,230,535	988,718	2,219,253	1.71%
Veterans' Arena	577,962	811,023	1,388,985	1.07%
Willow Point Nursing Facility	3,655,394	852,961	4,508,355	3.48%
Total Fund	<u>\$ 45,277,671</u>	<u>\$ 32,506,082</u>	<u>\$ 77,783,753</u>	59.97%
Total	<u><u>\$ 75,560,936</u></u>	<u><u>\$ 54,140,000</u></u>	<u><u>\$ 129,700,936</u></u>	<u><u>100.00%</u></u>

History of Debt Service

	2019 Actual Payments	2020 Actual Payments	2021 Actual Payments	2022 Budget Adopted	2023 Budget Recommended	2023 Budget Adopted
General Fund						
Community College	\$ 1,551,748	\$ 2,008,872	\$ 2,117,140	\$ 2,049,619	\$ 2,009,676	\$ 2,009,676
All Other General Fund	6,955,696	5,810,414	5,968,143	5,788,690	5,941,834	5,941,834
Total General Fund	<u>\$ 8,507,444</u>	<u>\$ 7,819,286</u>	<u>\$ 8,085,283</u>	<u>\$ 7,838,309</u>	<u>\$ 7,951,510</u>	<u>\$ 7,951,510</u>
Arena	301,207	221,146	272,370	308,862	322,995	322,995
Aviation	770,590	851,239	656,222	603,515	911,470	911,470
Central Food and Nutrition Services	47,343	47,639	46,685	46,435	45,633	45,633
County Road	4,263,694	3,939,734	4,177,512	4,289,716	4,355,027	4,355,027
En-Joie Golf Course	45,301	43,040	35,590	32,645	33,322	33,322
Fleet Management	312,215	293,715	253,735	244,910	328,801	328,801
Library	7,895	7,944	7,783	7,743	60,018	60,018
Road Machinery	822,733	794,535	767,734	785,341	921,412	921,412
Solid Waste	2,639,655	2,376,563	2,373,910	2,919,100	2,993,261	2,993,261
Transit	446,778	477,267	426,892	439,416	473,109	473,109
Willow Point Nursing Facility	613,338	560,123	462,465	498,526	792,202	792,202
Total	<u>\$ 18,778,193</u>	<u>\$ 17,432,231</u>	<u>\$ 17,566,181</u>	<u>\$ 18,014,518</u>	<u>\$ 19,188,760</u>	<u>\$ 19,188,760</u>

* In the Proprietary funds principal charges, included here for comparison, reduce liabilities and are not an expense.

Serial Bonds

Summary of Serial Bond Issues	2023 Principal	Principal	Interest Payments		2023 Principal
	Beginning Balance		Payment	First	Second
General Fund					
Community College	\$ 6,602,165	\$ 795,736	\$ 108,117	\$ 92,909	\$ 5,806,429
All Other General Fund	15,031,753	1,932,788	243,521	201,599	13,098,965
Total General Fund	<u>21,633,918</u>	<u>2,728,524</u>	<u>351,638</u>	<u>294,508</u>	<u>18,905,394</u>
Aviation	1,950,729	385,309	42,022	32,082	1,565,420
Central Food and Nutrition Services	123,247	39,471	3,668	2,493	83,776
County Road	12,632,980	1,975,626	230,463	183,737	10,657,354
En-Joie Golf Course	29,855	9,561	888	604	20,294
Fleet Management	65,189	20,877	1,940	1,319	44,312
Library	20,554	6,582	612	416	13,972
Road Machinery	2,323,675	328,470	40,155	32,790	1,995,205
Solid Waste Management	12,707,151	1,376,140	182,397	156,714	11,331,011
Transit	988,718	231,935	23,627	17,165	756,783
Veterans' Arena	811,023	145,329	16,372	12,710	665,694
Willow Point Nursing Facility	852,961	162,176	17,985	13,890	690,785
Total	<u>\$ 54,140,000</u>	<u>\$ 7,410,000</u>	<u>\$ 911,767</u>	<u>\$ 748,428</u>	<u>\$ 46,730,000</u>
Total 2023 Serial Bond Principal Payment	\$ 7,410,000				
Total 2023 Serial Bond Interest Payment	1,660,195				
2023 Serial Bonds Grand Total	<u>\$ 9,070,195</u>				

Serial Bonds
2010 Federally Taxable Issue - Build America Bonds (BABs) (Matures 2025)

	2023	Principal Payment	Interest Payments		2023
	<u>Beginning Balance</u>		First	Second	<u>Ending Balance</u>
General Fund					
Community College					
Technology Initiative	\$ 8,034	\$ 3,501	\$ 241	\$ 137	\$ 4,533
Update Master Plan	1,325	577	40	23	748
Wales Building Renovation	25,401	11,069	761	432	14,332
Original Boiler Replacement Phase II	92,769	40,424	2,780	1,577	52,345
Feasibility Study	5,390	2,349	162	92	3,041
Energy Management Improvements	22,314	9,723	669	379	12,591
Roof Replacement - Phase II	110,856	48,306	3,322	1,884	62,550
West Gym Bleachers	28,028	12,213	840	476	15,815
Roadway & Lot Upgrades	13,745	5,989	412	234	7,756
Roof Replacement III	51,924	22,626	1,556	883	29,298
Science Building	53,642	23,375	1,607	912	30,267
Alms Building Demo & Site Restoration	48,151	20,982	1,443	818	27,169
Direct Digital Control	35,934	15,658	1,077	611	20,276
Natural Gas Piping Replacement	44,918	19,573	1,346	763	25,345
Total Community College	<u>\$ 542,431</u>	<u>236,365</u>	<u>\$ 16,256</u>	<u>\$ 9,221</u>	<u>\$ 306,066</u>

Serial Bonds 2010 Federally Taxable Issue - Build America Bonds (BABs) (Matures 2025) Continued

	2023	Principal	Interest Payments		2023
	<u>Beginning Balance</u>	<u>Payment</u>	<u>First</u>	<u>Second</u>	<u>Ending Balance</u>
All Other General Fund					
COB - Parking Area Repairs - Design Phase	\$ 23,450	\$ 10,218	\$ 703	\$ 399	\$ 13,232
Grippen Ice Rink Rehabilitation	53,253	23,205	1,596	905	30,048
Watershed Annual Maintenance	8,085	3,523	242	137	4,562
County Buildings Renovations	21,560	9,395	646	366	12,165
County Office Building Carpet	398	174	12	7	224
Public Safety Facility	10,760	4,689	322	183	6,071
Systematic Roof Replacement At County	39,527	17,224	1,184	672	22,303
Electronic Voting Machines	10,860	4,732	325	185	6,128
Fire Radio System Replacement Phase I	53,900	23,487	1,615	916	30,413
Regional Public Safety Training Facility	7,787	3,393	233	132	4,394
Parks Equipment Replacement	9,702	4,228	291	165	5,474
Parks Surface Rehabilitation	3,582	1,561	107	61	2,021
Forum Repairs/Renovations	3,234	1,409	97	55	1,825
Equipment Replacement (FEMA 06/06 Flood)	119,180	51,933	3,571	2,026	67,247
Parks Equipment Replacement (FEMA 06/06 Flood)	376	164	11	6	212
Watershed Annual Maintenance	10,271	4,476	308	175	5,795
County Buildings Renovations	13,695	5,968	410	233	7,727
County Office Building - Parking Area	822,343	358,337	24,641	13,977	464,006
Petroleum Storage Reg. Compliance	8,624	3,758	258	147	4,866
Public Safety Facility Repairs/Renovations	7,597	3,310	228	129	4,287
Computer Equipment Replacement & Update Technology	28,746	12,526	861	489	16,220
Voice Mail System Replacement - Unified	6,743	2,938	202	115	3,805
Parks Equipment Replacement	2,516	1,096	75	43	1,420
Black Creek Security Update At Jail	21,426	9,336	642	364	12,090
Watershed Regulatory Compliance Part 1	14,373	6,263	431	244	8,110
County Buildings Renovations	16,170	7,046	485	275	9,124
Petroleum Bulk Storage	5,390	2,349	162	92	3,041
Public Safety Facility Repairs/Renovations	8,085	3,523	242	137	4,562
Systematic Roof Replacement At County	15,572	6,786	467	265	8,786
Network Switches & PC Replacement	86,780	37,814	2,600	1,475	48,966
Parks Equipment Replacement	8,085	3,523	242	137	4,562
Portable Radio Replacement	4,304	1,876	129	73	2,428
Replace Financial, HR/Payroll Systems (Software)	200,208	87,241	5,999	3,403	112,967
Replace Financial, HR/Payroll Systems (Hardware)	28,746	12,526	861	489	16,220
Parks Upgrade	8,384	3,653	251	143	4,731
ERP System Phase II	590,211	257,185	17,685	10,031	333,026
Replace Oil-Water Separator at Fleet	11,319	4,932	339	192	6,387
External Building Repairs - Front Street Dog Shelter	8,085	3,523	242	137	4,562

Serial Bonds 2010 Federally Taxable Issue - Build America Bonds (BABs) (Matures 2025) Continued

	2023	Principal	Interest Payments		2023
	Beginning Balance	Payment	First	Second	Ending Balance
Parks Facilities Repairs & Renovations	5,750	2,506	172	98	3,244
Sheriff's Vehicle Replacement	23,956	10,439	718	407	13,517
Security at GHJB	10,924	4,760	327	186	6,164
Employee Timekeeper System/Scheduler	29,645	12,918	888	504	16,727
System Upgrades and Network Management	64,681	28,185	1,938	1,099	36,496
Tape Library and Computer Equipment	13,654	5,950	409	232	7,704
Hazardous Materials Response Vehicle	26,950	11,743	808	458	15,207
Vehicle Replacement	35,934	15,658	1,077	611	20,276
Forum Repairs/Renovations	16,170	7,046	485	275	9,124
Forum Seating	44,917	19,573	1,346	763	25,344
Parks Surface Rehabilitation	13,475	5,872	404	229	7,603
Parks Facilities Repairs and Renovations	8,983	3,914	269	153	5,069
Parks Vehicle Replacement	8,983	3,914	269	153	5,069
Total Other General Fund	\$ 2,597,349	\$ 1,131,798	\$ 77,825	\$ 44,148	\$ 1,465,551
Total General Fund	\$ 3,139,780	\$ 1,368,163	\$ 94,081	\$ 53,369	\$ 1,771,617
County Road					
Highway Reconstruction	\$ 20,247	\$ 8,823	\$ 607	\$ 344	\$ 11,424
Colesville Rd./South St. Bridge Replace./Rehab.-Design	5,696	2,482	171	97	3,214
Highway Reconstruction	263,514	114,827	7,896	4,479	148,687
Bevier St. Bridge Reconstruction	208,823	90,995	6,257	3,549	117,828
South Street Bridge	37,191	16,206	1,114	632	20,985
Bridge Reconstruction	40,322	17,570	1,208	685	22,752
Road Reconstruction (FEMA - 06/06 Flood)	11,011	4,798	330	187	6,213
Bridge Reconstruction (FEMA - 11/06 Flood)	73,485	32,021	2,202	1,249	41,464
Highway Reconstruction/Repair	237,990	103,705	7,131	4,045	134,285
Repair Highway Culverts & Bridges	68,474	29,838	2,052	1,164	38,636
Highway Fire Alarm Suppression System	3,799	1,655	114	65	2,144
Highway Reconstruction/Rehabilitation	271,630	118,363	8,139	4,617	153,267
Colesville Rd. Bridge Replacement	168,399	73,380	5,046	2,862	95,019
Unanticipated Bridge Repairs	40,426	17,616	1,211	687	22,810
2nd Street, Deposit, Drainage	109,000	47,497	3,266	1,853	61,503
Highway Reconstruction/Rehabilitation	365,714	159,360	10,958	6,216	206,354
Nanticoke Drive Bridge Reconstruction	95,674	41,690	2,867	1,626	53,984
Highway Building Renovations	7,187	3,132	215	122	4,055
Vestal-Endicott Bridge Painting	472,102	205,719	14,146	8,024	266,383
Unanticipated Bridge/Culvert Repairs	53,901	23,487	1,615	916	30,414
Highway Reconstruction/Rehabilitation	399,762	174,197	11,978	6,794	225,565
Total County Roads	\$ 2,954,347	\$ 1,287,361	\$ 88,523	\$ 50,213	\$ 1,666,986

Serial Bonds
2010 Federally Taxable Issue - Build America Bonds (BABs) (Matures 2025) Continued

	2023	Principal Payment	Interest Payments		2023
	Beginning Balance		First	Second	Ending Balance
Road Machinery					
Highway Equipment Replacement	\$ 37,007	\$ 16,126	\$ 1,109	\$ 629	\$ 20,881
Highway Equipment Replacement	50,307	21,921	1,507	855	28,386
Highway Equipment Replacement	142,478	62,085	4,269	2,422	80,393
Highway Vehicles Replacement	27,489	11,979	824	467	15,510
Highway Equipment Replacement	180,567	78,682	5,411	3,069	101,885
Total Road Machinery	\$ 437,848	\$ 190,793	\$ 13,120	\$ 7,442	\$ 247,055
Library					
Computer Replacement - Public - Phase I	\$ 1,761	\$ 767	\$ 53	\$ 30	\$ 994
Computer Replacement - Staff - Phase I	629	274	19	11	355
Computer Replacement - Staff - Phase II	858	374	26	15	484
Parking Lot Surface Treatment	1,186	517	36	20	669
Replacement of Decker Room Carpet	1,833	799	55	31	1,034
Security Cameras	402	175	12	7	227
Library Improvements & Renovations	8,437	3,676	253	143	4,761
Total Library	\$ 15,106	\$ 6,582	\$ 454	\$ 257	\$ 8,524
Veterans' Arena					
Arena Primary Electric Repairs	\$ 8,085	\$ 3,523	\$ 242	\$ 137	\$ 4,562
Arena Repairs/Renovations	3,594	1,566	108	61	2,028
Arena Repairs/Renovations	8,624	3,758	258	147	4,866
Arena Window Replacement - Wall At North End	76,064	33,145	2,279	1,293	42,919
Arena Repairs/Renovations	10,780	4,698	323	183	6,082
Arena Roof Systems Repair/Resurfacing	21,560	9,395	646	366	12,165
Arena Spotlights	3,234	1,409	97	55	1,825
Arena (Safety) Improvements	71,867	31,316	2,153	1,221	40,551
Arena Bathroom Renovations for ADA	13,475	5,872	404	229	7,603
Arena Repairs/Renovations	26,950	11,743	808	458	15,207
Total Veterans' Arena	\$ 244,233	\$ 106,425	\$ 7,318	\$ 4,150	\$ 137,808
En-Joie Golf Course					
Golf Course Reconstruction	\$ 21,942	\$ 9,561	\$ 657	\$ 373	\$ 12,381
Total En-Joie Golf Course	\$ 21,942	\$ 9,561	\$ 657	\$ 373	\$ 12,381

Serial Bonds
2010 Federally Taxable Issue - Build America Bonds (BABs) (Matures 2025) Continued

	2023 Beginning Balance	Principal Payment	Interest Payments		2023 Ending Balance
			First	Second	
Transit					
Intermodal Transit Terminal	\$ 360,933	\$ 157,277	\$ 10,815	\$ 6,134	\$ 203,656
5 - 24 Passenger Buses	95,032	41,410	2,848	1,615	53,622
Transit Building Renovations	25,153	10,961	754	427	14,192
Total Transit	\$ 481,118	\$ 209,648	\$ 14,417	\$ 8,176	\$ 271,470
Willow Point					
WPNH Room Renovations	\$ 52,164	\$ 22,731	\$ 1,563	\$ 887	\$ 29,433
New 380 Bed Facility	93,428	40,711	2,799	1,588	52,717
New Electrical Beds	12,877	5,611	386	219	7,266
WPNH Resident Contained Smoking Area	10,780	4,697	323	183	6,083
HVAC Repairs	17,967	7,829	538	305	10,138
Kiosk Stations	8,624	3,758	258	147	4,866
Resident Furniture & Room Care Equipment	4,312	1,879	129	73	2,433
WPNH Renovations And Repairs	21,021	9,160	630	357	11,861
HVAC Replacement/Repairs	20,212	8,808	606	344	11,404
Therapy Module - Software & Hardware	3,871	1,687	116	66	2,184
WPNH Building Improvements	13,224	5,762	396	225	7,462
Total Willow Point	\$ 258,480	\$ 112,633	\$ 7,744	\$ 4,394	\$ 145,847
Solid Waste					
Landfill Construction	\$ 13,178	\$ 5,742	\$ 395	\$ 224	\$ 7,436
Leachate Treatment Plant Outfall	190,563	83,038	5,710	3,239	107,525
SEIS Options For Section IV Access	16,503	7,191	495	280	9,312
Colesville Landfill Remediation (Part 2)	38,234	16,661	1,146	650	21,573
Colesville Landfill Remediation (Part 2)	17,248	7,516	517	293	9,732
Design Section III Closure	45,815	19,964	1,373	779	25,851
Landfill Rain Cap Section IV	34,137	14,875	1,023	580	19,262
Scale House Road And Facility	334,723	145,856	10,030	5,689	188,867
Solid Waste Management Plan Update	26,950	11,743	808	458	15,207
Landfill Road Reconstruction	419,226	182,678	12,562	7,125	236,548
Colesville Landfill Remediation (Part 2)	36,383	15,854	1,090	618	20,529
Construction of Section II & III Closure	86,241	37,580	2,584	1,466	48,661
Colesville Landfill Remediation	44,917	19,573	1,346	763	25,344
Total Solid Waste	\$ 1,304,118	\$ 568,271	\$ 39,079	\$ 22,164	\$ 735,847

Serial Bonds
2010 Federally Taxable Issue - Build America Bonds (BABs) (Matures 2025) Continued

	2023 Beginning Balance	Principal Payment	Interest Payments		2023 Ending Balance
			First	Second	
Aviation					
Airport Parking Lot Rehabilitation	\$ 154,072	\$ 67,137	\$ 4,617	\$ 2,619	\$ 86,935
Airport Corporate Hangar Improvements	80,049	34,882	2,399	1,361	45,167
Terminal Building Rehab.	16,170	7,046	485	275	9,124
Snow Removal Equipment	2,684	1,170	80	46	1,514
Terminal Building Improvements	64,681	28,185	1,938	1,099	36,496
T-Hangar Improvements	134,752	58,718	4,038	2,290	76,034
North Apron Rehabilitation Phase I	89,834	39,145	2,692	1,527	50,689
Main Apron Rehabilitation-Reconstruction	112,293	48,932	3,365	1,909	63,361
Total Aviation	<u>\$ 654,535</u>	<u>\$ 285,215</u>	<u>\$ 19,614</u>	<u>\$ 11,126</u>	<u>\$ 369,320</u>
Fleet Management					
Fleet Replacement	\$ 11,977	\$ 5,219	\$ 359	\$ 204	\$ 6,758
Fleet Replacement	35,934	15,658	1,077	611	20,276
Total Fleet Management	<u>\$ 47,911</u>	<u>\$ 20,877</u>	<u>\$ 1,436</u>	<u>\$ 815</u>	<u>\$ 27,034</u>
Central Foods					
Central Foods Building Renovations	\$ 76,478	\$ 33,325	\$ 2,292	\$ 1,300	\$ 43,153
Reconstruction of Central Foods	14,104	6,146	423	240	7,958
Total Central Foods	<u>\$ 90,582</u>	<u>\$ 39,471</u>	<u>\$ 2,715</u>	<u>\$ 1,540</u>	<u>\$ 51,111</u>
Total 2010 Federally Taxable Issue - BABs	<u><u>\$ 9,650,000</u></u>	<u><u>4,205,000</u></u>	<u><u>\$ 289,158</u></u>	<u><u>\$ 164,019</u></u>	<u><u>\$ 5,445,000</u></u>

Serial Bonds
2010 Federally Taxable Issue - Recovery Zone Economic Development Bonds (RZEDBs) (Matures 2025)

	2023	Principal Payment	Interest Payments		2023
	Beginning Balance		First	Second	Ending Balance
General Fund					
Community College					
Technology Initiative	\$ 2,897	-	\$ 85	\$ 85	\$ 2,897
Update Master Plan	478	-	14	14	478
Wales Building Renovation	9,160	-	267	267	9,160
Original Boiler Replacement Phase II	33,455	-	977	977	33,455
Feasibility Study	1,944	-	57	57	1,944
Energy Management Improvements	8,047	-	235	235	8,047
Roof Replacement - Phase II	39,977	-	1,167	1,167	39,977
West Gym Bleachers	10,108	-	295	295	10,108
Roadway & Lot Upgrades	4,957	-	145	145	4,957
Roof Replacement III	18,725	-	547	547	18,725
Science Building	19,344	-	565	565	19,344
Alms Building Demo & Site Restoration	17,364	-	507	507	17,364
Direct Digital Control	12,958	-	378	378	12,958
Natural Gas Piping Replacement	16,198	-	473	473	16,198
Total Community College	\$ 195,612	-	\$ 5,712	\$ 5,712	\$ 195,612

Serial Bonds 2010 Federally Taxable Issue - Build America Bonds (BABs) (Matures 2025) Continued

	2023	Principal	Interest Payments		2023
	Beginning Balance	Payment	First	Second	Ending Balance
All Other General Fund					
COB - Parking Area Repairs - Design Phase	\$ 8,457	-	\$ 247	\$ 247	\$ 8,457
Grippen Ice Rink Rehabilitation	19,204	-	561	561	19,204
Watershed Annual Maintenance	2,916	-	85	85	2,916
County Buildings Renovations	7,775	-	227	227	7,775
County Office Building Carpet	144	-	4	4	144
Public Safety Facility	3,881	-	113	113	3,881
Systematic Roof Replacement At County	14,254	-	416	416	14,254
Electronic Voting Machines	3,916	-	114	114	3,916
Fire Radio System Replacement Phase I	19,438	-	567	567	19,438
Regional Public Safety Training Facility	2,808	-	82	82	2,808
Parks Equipment Replacement	3,499	-	102	102	3,499
Parks Surface Rehabilitation	1,292	-	38	38	1,292
Forum Repairs/Renovations	1,166	-	34	34	1,166
Equipment Replacement (FEMA 06/06 Flood)	42,979	-	1,255	1,255	42,979
Parks Equipment Replacement (FEMA 06/06 Flood)	136	-	4	4	136
Watershed Annual Maintenance	3,704	-	108	108	3,704
County Buildings Renovations	4,939	-	144	144	4,939
County Office Building - Parking Area	296,555	-	8,658	8,658	296,555
Petroleum Storage Reg. Compliance	3,110	-	91	91	3,110
Public Safety Facility Repairs/Renovations	2,740	-	80	80	2,740
Computer Equipment Replacement & Update Technology	10,367	-	303	303	10,367
Voice Mail System Replacement - Unified	2,432	-	71	71	2,432
Parks Equipment Replacement	907	-	26	26	907
Black Creek Security Update At Jail	7,727	-	226	226	7,727
Watershed Regulatory Compliance Part 1	5,183	-	151	151	5,183
County Buildings Renovations	5,831	-	170	170	5,831
Petroleum Bulk Storage	1,944	-	57	57	1,944
Public Safety Facility Repairs/Renovations	2,916	-	85	85	2,916
Systematic Roof Replacement At County	5,615	-	164	164	5,615
Network Switches & PC Replacement	31,295	-	914	914	31,295
Parks Equipment Replacement	2,916	-	85	85	2,916
Portable Radio Replacement	1,551	-	45	45	1,551
Replace Financial, HR/Payroll Systems (Software)	72,199	-	2,108	2,108	72,199
Replace Financial, HR/Payroll Systems (Hardware)	10,367	-	303	303	10,367
Parks Upgrade	3,024	-	88	88	3,024
ERP System Phase II	212,843	-	6,214	6,214	212,843
Replace Oil-Water Separator at Fleet	4,082	-	119	119	4,082
External Building Repairs - Front Street Dog Shelter	2,916	-	85	85	2,916

Serial Bonds 2010 Federally Taxable Issue - Build America Bonds (BABs) (Matures 2025) Continued

	2023	Principal Payment	Interest Payments		2023
	Beginning Balance		First	Second	Ending Balance
Parks Facilities Repairs & Renovations	2,073	-	61	61	2,073
Sheriff's Vehicle Replacement	8,639	-	252	252	8,639
Security at GHJB	3,939	-	115	115	3,939
Employee Timekeeper System/Scheduler	10,691	-	312	312	10,691
System Upgrades and Network Management	23,325	-	681	681	23,325
Tape Library and Computer Equipment	4,924	-	144	144	4,924
Hazardous Materials Response Vehicle	9,719	-	284	284	9,719
Vehicle Replacement	12,958	-	378	378	12,958
Forum Repairs/Renovations	5,831	-	170	170	5,831
Forum Seating	16,198	-	473	473	16,198
Parks Surface Rehabilitation	4,859	-	142	142	4,859
Parks Facilities Repairs and Renovations	3,240	-	95	95	3,240
Parks Vehicle Replacement	3,240	-	95	95	3,240
Total Other General Fund	\$ 936,664	-	\$ 27,346	\$ 27,346	\$ 936,664
Total General Fund	\$ 1,132,276	-	\$ 33,058	\$ 33,058	\$ 1,132,276
County Road					
Highway Reconstruction	\$ 7,302	-	\$ 213	\$ 213	\$ 7,302
Colesville Rd./South St. Bridge Replace./Rehab.-Design	2,054	-	60	60	2,054
Highway Reconstruction	95,029	-	2,774	2,774	95,029
Bevier St. Bridge Reconstruction	75,306	-	2,199	2,199	75,306
South Street Bridge	13,412	-	392	392	13,412
Bridge Reconstruction	14,541	-	425	425	14,541
Road Reconstruction (FEMA - 06/06 Flood)	3,971	-	116	116	3,971
Bridge Reconstruction (FEMA - 11/06 Flood)	26,500	-	774	774	26,500
Highway Reconstruction/Repair	85,824	-	2,506	2,506	85,824
Repair Highway Culverts & Bridges	24,693	-	721	721	24,693
Highway Fire Alarm Suppression System	1,370	-	40	40	1,370
Highway Reconstruction/Rehabilitation	97,956	-	2,860	2,860	97,956
Colesville Rd. Bridge Replacement	60,728	-	1,773	1,773	60,728
Unanticipated Bridge Repairs	14,578	-	426	426	14,578
2nd Street, Deposit, Drainage	39,307	-	1,148	1,148	39,307
Highway Reconstruction/Rehabilitation	131,885	-	3,850	3,850	131,885
Nanticoke Drive Bridge Reconstruction	34,502	-	1,007	1,007	34,502
Highway Building Renovations	2,592	-	76	76	2,592
Vestal-Endicott Bridge Painting	170,250	-	4,970	4,970	170,250
Unanticipated Bridge/Culvert Repairs	19,438	-	567	567	19,438
Highway Reconstruction/Rehabilitation	144,163	-	4,209	4,209	144,163
Total County Roads	\$ 1,065,401	-	\$ 31,106	\$ 31,106	\$ 1,065,401

Serial Bonds
2010 Federally Taxable Issue - Build America Bonds (BABs) (Matures 2025) Continued

	2023	Principal Payment	Interest Payments		2023
	Beginning Balance		First	Second	Ending Balance
Road Machinery					
Highway Equipment Replacement	\$ 13,346	-	\$ 390	\$ 390	\$ 13,346
Highway Equipment Replacement	18,142	-	530	530	18,142
Highway Equipment Replacement	51,380	-	1,500	1,500	51,380
Highway Vehicles Replacement	9,913	-	289	289	9,913
Highway Equipment Replacement	65,116	-	1,901	1,901	65,116
Total Road Machinery	\$ 157,897	-	\$ 4,610	\$ 4,610	\$ 157,897
Library					
Computer Replacement - Public - Phase I	\$ 635	-	\$ 19	\$ 19	\$ 635
Computer Replacement - Staff - Phase I	227	-	7	7	227
Computer Replacement - Staff - Phase II	309	-	9	9	309
Parking Lot Surface Treatment	428	-	12	12	428
Replacement of Decker Room Carpet	661	-	19	19	661
Security Cameras	145	-	4	4	145
Library Improvements & Renovations	3,043	-	89	89	3,043
Total Library	\$ 5,448	-	\$ 159	\$ 159	\$ 5,448
Veterans' Arena					
Arena Primary Electric Repairs	\$ 2,916	-	\$ 85	\$ 85	\$ 2,916
Arena Repairs/Renovations	1,296	-	38	38	1,296
Arena Repairs/Renovations	3,110	-	91	91	3,110
Arena Window Replacement - Wall At North End	27,431	-	801	801	27,431
Arena Repairs/Renovations	3,888	-	113	113	3,888
Arena Roof Systems Repair/Resurfacing	7,775	-	227	227	7,775
Arena Spotlights	1,166	-	34	34	1,166
Arena (Safety) Improvements	25,917	-	757	757	25,917
Arena Bathroom Renovations for ADA	4,859	-	142	142	4,859
Arena Repairs/Renovations	9,719	-	284	284	9,719
Total Veterans' Arena	\$ 88,077	-	\$ 2,572	\$ 2,572	\$ 88,077
En-Joie Golf Course					
Golf Course Reconstruction	\$ 7,913	-	\$ 231	\$ 231	\$ 7,913
Total En-Joie Golf Course	\$ 7,913	-	\$ 231	\$ 231	\$ 7,913

Serial Bonds
2010 Federally Taxable Issue - Build America Bonds (BABs) (Matures 2025) Continued

	2023 Beginning Balance	Principal Payment	Interest Payments		2023 Ending Balance
			First	Second	
Transit					
Intermodal Transit Terminal	\$ 130,161	-	\$ 3,800	\$ 3,800	\$ 130,161
5 - 24 Passenger Buses	34,270	-	1,000	1,000	34,270
Transit Building Renovations	9,071	-	265	265	9,071
Total Transit	\$ 173,502	-	\$ 5,065	\$ 5,065	\$ 173,502
Willow Point					
WPNH Room Renovations	\$ 18,811	-	\$ 549	\$ 549	\$ 18,811
New 380 Bed Facility	33,692	-	984	984	33,692
New Electrical Beds	4,643	-	136	136	4,643
WPNH Resident Contained Smoking Area	3,888	-	113	113	3,888
HVAC Repairs	6,479	-	189	189	6,479
Kiosk Stations	3,110	-	91	91	3,110
Resident Furniture & Room Care Equipment	1,555	-	45	45	1,555
WPNH Renovations And Repairs	7,581	-	221	221	7,581
HVAC Replacement/Repairs	7,289	-	213	213	7,289
Therapy Module - Software & Hardware	1,396	-	41	41	1,396
WPNH Building Improvements	4,769	-	139	139	4,769
Total Willow Point	\$ 93,213	-	\$ 2,721	\$ 2,721	\$ 93,213
Solid Waste					
Landfill Construction	\$ 4,752	-	\$ 139	\$ 139	\$ 4,752
Leachate Treatment Plant Outfall	68,721	-	2,006	2,006	68,721
SEIS Options For Section IV Access	5,951	-	174	174	5,951
Colesville Landfill Remediation (Part 2)	13,788	-	403	403	13,788
Colesville Landfill Remediation (Part 2)	6,220	-	182	182	6,220
Design Section III Closure	16,522	-	482	482	16,522
Landfill Rain Cap Section IV	12,311	-	359	359	12,311
Scale House Road And Facility	120,708	-	3,524	3,524	120,708
Solid Waste Management Plan Update	9,719	-	284	284	9,719
Landfill Road Reconstruction	151,182	-	4,414	4,414	151,182
Colesville Landfill Remediation (Part 2)	13,120	-	383	383	13,120
Construction of Section II & III Closure	31,100	-	908	908	31,100
Colesville Landfill Remediation	16,198	-	473	473	16,198
Total Solid Waste	\$ 470,292	-	\$ 13,731	\$ 13,731	\$ 470,292

Serial Bonds
2010 Federally Taxable Issue - Build America Bonds (BABs) (Matures 2025) Continued

	2023	Principal Payment	Interest Payments		2023
	Beginning Balance		First	Second	Ending Balance
Aviation					
Airport Parking Lot Rehabilitation	\$ 55,562	-	\$ 1,622	\$ 1,622	\$ 55,562
Airport Corporate Hangar Improvements	28,867	-	843	843	28,867
Terminal Building Rehab.	5,831	-	170	170	5,831
Snow Removal Equipment	968	-	28	28	968
Terminal Building Improvements	23,325	-	681	681	23,325
T-Hangar Improvements	48,594	-	1,419	1,419	48,594
North Apron Rehabilitation Phase I	32,396	-	946	946	32,396
Main Apron Rehabilitation-Reconstruction	40,495	-	1,182	1,182	40,495
Total Aviation	\$ 236,038	-	\$ 6,891	\$ 6,891	\$ 236,038
Fleet Management					
Fleet Replacement	\$ 4,320	-	\$ 126	\$ 126	\$ 4,320
Fleet Replacement	12,958	-	378	378	12,958
Total Fleet Management	\$ 17,278	-	\$ 504	\$ 504	\$ 17,278
Central Foods					
Central Foods Building Renovations	\$ 27,579	-	\$ 805	\$ 805	\$ 27,579
Reconstruction of Central Foods	5,086	-	148	148	5,086
Total Central Foods	\$ 32,665	-	\$ 953	\$ 953	\$ 32,665
Total 2010 Federally Taxable Issue - RZEDBs	\$ 3,480,000	-	\$ 101,601	\$ 101,601	\$ 3,480,000

Serial Bonds
2016 Issue (Matures 2035)

	2023 Beginning Balance	Principal Payment	Interest Payments		2023 Ending Balance
			First	Second	
General Fund					
Community College					
Science Building	\$ 389,922	\$ 26,011	\$ 4,838	\$ 4,578	\$ 363,911
Wales Building Upgrades	107,082	7,143	1,329	1,257	99,939
Roofs Replacement IV	61,395	4,095	762	721	57,300
Total Community College	<u>\$ 558,399</u>	<u>\$ 37,249</u>	<u>\$ 6,929</u>	<u>\$ 6,556</u>	<u>\$ 521,150</u>
All Other General Fund					
COPS Advance Refunding	\$ 6,845,129	\$ 456,623	\$ 84,935	\$ 80,369	\$ 6,388,506
Watershed Regulatory Compliance	82,391	5,496	1,022	967	76,895
Courthouse Air Handler Replacement	100,544	6,707	1,248	1,181	93,837
Systematic Roof Replacement at County	48,424	3,230	601	569	45,194
Watershed Annual Maintenance	27,199	1,814	337	319	25,385
Courthouse Steps	36,781	2,454	456	432	34,327
Spill Prevention/Petroleum Bulk Storage	28,900	1,928	359	339	26,972
Watershed Annual Maintenance	32,956	2,198	409	387	30,758
Watershed Regulatory Compliance	99,312	6,625	1,232	1,166	92,687
County Buildings Renovations	110,133	7,347	1,367	1,293	102,786
Systematic Roof Replacement - County Buildings	53,945	3,599	669	633	50,346
County Building Renovations	2,856	190	35	34	2,666
Forum Repairs/Renovations	110,346	7,361	1,369	1,296	102,985
Otsiningo Bathroom	48,049	3,205	596	564	44,844
Parks Facilities Repairs & Renovations	27,771	1,853	345	326	25,918
Total Other General Fund	<u>\$ 7,654,736</u>	<u>\$ 510,630</u>	<u>\$ 94,980</u>	<u>\$ 89,875</u>	<u>\$ 7,144,106</u>
Total General Fund	<u>\$ 8,213,135</u>	<u>\$ 547,879</u>	<u>\$ 101,909</u>	<u>\$ 96,431</u>	<u>\$ 7,665,256</u>

Serial Bonds
2016 Issue (Matures 2035) Continued

	2023	Principal Payment	Interest Payments		2023
	Beginning Balance		First	Second	Ending Balance
County Road					
Highway Reconstruction/Rehabilitation	\$ 2,284	\$ 152	\$ 28	\$ 27	\$ 2,132
Highway Reconstruction/Rehabilitation	1,086,350	72,468	13,480	12,755	1,013,882
Killawog Rd & Oregon Hill Rd Bridges	299,858	20,003	3,721	3,521	279,855
Unanticipated Bridge/Culvert Repairs	162,430	10,835	2,015	1,907	151,595
West Hill Rd Bridge Rehabilitation/Scour	99,263	6,622	1,232	1,165	92,641
Highway Reconstruction/Rehabilitation	1,200,317	80,070	14,894	14,093	1,120,247
Unanticipated Bridge/Culvert Repairs	168,521	11,242	2,091	1,979	157,279
Total County Roads	<u>\$ 3,019,023</u>	<u>\$ 201,392</u>	<u>\$ 37,461</u>	<u>\$ 35,447</u>	<u>\$ 2,817,631</u>
Road Machinery					
Highway Equipment Replacement	\$ 16,055	\$ 1,071	\$ 199	\$ 189	\$ 14,984
Highway Equipment Replacement	244,882	16,336	3,039	2,875	228,546
Highway Equipment Replacement	445,055	29,689	5,522	5,225	415,366
Total Road Machinery	<u>\$ 705,992</u>	<u>\$ 47,096</u>	<u>\$ 8,760</u>	<u>\$ 8,289</u>	<u>\$ 658,896</u>
Veterans' Arena					
Arena Repairs/Renovations	\$ 65,900	\$ 4,396	\$ 818	\$ 774	\$ 61,504
Repair/Replace Arena HVAC Equipment	188,220	12,556	2,335	2,210	175,664
Total Veterans' Arena	<u>\$ 254,120</u>	<u>\$ 16,952</u>	<u>\$ 3,153</u>	<u>\$ 2,984</u>	<u>\$ 237,168</u>
Transit					
Intermodal Transit Terminal	\$ 334,098	\$ 22,287	\$ 4,146	\$ 3,923	\$ 311,811
Total Transit	<u>\$ 334,098</u>	<u>\$ 22,287</u>	<u>\$ 4,146</u>	<u>\$ 3,923</u>	<u>\$ 311,811</u>

Serial Bonds
2016 Issue (Matures 2035) Continued

	2023 Beginning Balance	Principal Payment	Interest Payments		2023 Ending Balance
			First	Second	
Solid Waste					
Scale House Road And Facility	\$ 16,287	\$ 1,086	\$ 202	\$ 191	\$ 15,201
Landfill Road Reconstruction	61,038	4,072	757	717	56,966
Construction of Section II & III Closure	873,921	58,297	10,844	10,261	815,624
Landfill Equipment	89,616	5,978	1,112	1,052	83,638
Design/Construction Review for Section IV Cells II & III	225,653	15,053	2,800	2,649	210,600
Colesville Landfill Remediation	281,287	18,764	3,490	3,303	262,523
Construction Section IV Cell II	1,804,008	120,341	22,384	21,181	1,683,667
Design & Construction Review Section IV Cells III & IV	65,096	4,342	808	764	60,754
Landfill Groundwater Remediation Feasibility Study	178,062	11,878	2,209	2,091	166,184
Total Solid Waste	<u>\$ 3,594,968</u>	<u>\$ 239,811</u>	<u>\$ 44,606</u>	<u>\$ 42,209</u>	<u>\$ 3,355,157</u>
Aviation					
Hangar Improvements	\$ 20,511	\$ 1,368	\$ 255	\$ 241	\$ 19,143
Rental Car Service Facility Replacement	123,153	8,215	1,528	1,446	114,938
Total Aviation	<u>\$ 143,664</u>	<u>\$ 9,583</u>	<u>\$ 1,783</u>	<u>\$ 1,687</u>	<u>\$ 134,081</u>
Total 2016 Issue	<u><u>\$ 16,265,000</u></u>	<u><u>\$ 1,085,000</u></u>	<u><u>\$ 201,818</u></u>	<u><u>\$ 190,970</u></u>	<u><u>\$ 15,180,000</u></u>

Serial Bonds
2018 Issue (Matures 2031)

	2023	Principal	Interest Payments		2023
	Beginning Balance	Payment	First	Second	Ending Balance
General Fund					
Community College					
Science Building	\$ 4,127,589	\$ 407,950	\$ 61,914	\$ 55,795	\$ 3,719,639
Hazardous Materials	32,886	3,250	493	445	29,636
Wales Building Upgrades	791,977	78,275	11,880	10,706	713,702
Electrical Infrastructure	14,537	1,437	218	197	13,100
HVAC Upgrades/Replacement	50,430	4,984	756	682	45,446
Water & Sewer Renovations/Upgrades	108,215	10,695	1,623	1,463	97,520
Sidewalks, Roadways, & Other Parking Lots	15,346	1,517	230	207	13,829
HVAC & Roof Critical Replacements	79,069	7,815	1,186	1,069	71,254
Total Community College	\$ 5,220,049	\$ 515,923	\$ 78,300	\$ 70,564	\$ 4,704,126
All Other General Fund					
Watershed Annual Maintenance	\$ 35,424	\$ 3,501	\$ 531	\$ 479	\$ 31,923
County Building Renovations	65,441	6,468	982	885	58,973
Watershed Annual Maintenance	28,864	2,853	433	390	26,011
Systematic Roof Replacement at County Facilities	81,413	8,046	1,221	1,101	73,367
Conversion of Gym to Dormitory	50,668	5,008	760	685	45,660
Sheriff Medical Addition	126,091	12,462	1,891	1,704	113,629
Parks Equipment (Bobcat)	24,367	2,408	366	329	21,959
Parks Equipment Replacement	31,522	3,115	473	426	28,407
Stormwater Infrastructure	20,334	2,010	305	275	18,324
Total Other General Fund	\$ 464,124	\$ 45,871	\$ 6,962	\$ 6,274	\$ 418,253
Total General Fund	\$ 5,684,173	\$ 561,794	\$ 85,262	\$ 76,838	\$ 5,122,379

Serial Bonds
2018 Issue (Matures 2031) Continued

	2023	Principal Payment	Interest Payments		2023
	Beginning Balance		First	Second	Ending Balance
County Road					
Airport Road Reconstruction - Design	\$ 52,612	\$ 5,200	\$ 789	\$ 711	\$ 47,412
Highway Reconstruction/Rehabilitation	1,109,278	109,635	16,639	14,995	999,643
Killawog Rd Bridge Replacement	289,187	28,582	4,338	3,909	260,605
River Rd Bridge Replacement Design	80,320	7,938	1,205	1,086	72,382
Unanticipated Bridge/Culvert Repairs	110,918	10,963	1,664	1,499	99,955
Highway Reconstruction/Rehabilitation	1,221,186	120,696	18,318	16,507	1,100,490
Unanticipated Bridge/Culvert Repairs	236,835	23,408	3,553	3,201	213,427
Total County Roads	\$ 3,100,336	\$ 306,422	\$ 46,506	\$ 41,908	\$ 2,793,914
Road Machinery					
Highway Equipment Replacement	\$ 300,100	\$ 29,660	\$ 4,502	\$ 4,057	\$ 270,440
Highway Equipment Replacement	328,212	32,439	4,923	4,437	295,773
Total Road Machinery	\$ 628,312	\$ 62,099	\$ 9,425	\$ 8,494	\$ 566,213
Veterans' Arena					
Arena Efficiency Project	\$ 114,683	\$ 11,335	\$ 1,720	\$ 1,550	\$ 103,348
Arena Improvement Project	100,647	9,947	1,510	1,361	90,700
Total Veterans' Arena	\$ 215,330	\$ 21,282	\$ 3,230	\$ 2,911	\$ 194,048
Solid Waste					
Colesville Landfill Remediation	\$ 39,966	\$ 3,950	\$ 599	\$ 540	\$ 36,016
Construction of Sewer Line	964,419	95,318	14,466	13,037	869,101
Landfill Equipment	397,361	39,273	5,960	5,371	358,088
Total Solid Waste	\$ 1,401,746	\$ 138,541	\$ 21,025	\$ 18,948	\$ 1,263,205

Serial Bonds
2018 Issue (Matures 2031) Continued

	2023 Beginning Balance	Principal Payment	Interest Payments		2023 Ending Balance
			First	Second	
Aviation					
Hangar Improvements	\$ 63,946	\$ 6,320	\$ 959	\$ 864	\$ 57,626
Rental Car Service Facility Replacement	849,889	83,999	12,748	11,488	765,890
Total Aviation	<u>\$ 913,835</u>	<u>\$ 90,319</u>	<u>\$ 13,707</u>	<u>\$ 12,352</u>	<u>\$ 823,516</u>
Willow Point					
Sprinkler System	\$ 501,268	\$ 49,543	\$ 7,519	\$ 6,776	\$ 451,725
Total Willow Point	<u>\$ 501,268</u>	<u>\$ 49,543</u>	<u>\$ 7,519</u>	<u>\$ 6,776</u>	<u>\$ 451,725</u>
Total 2018 Issue	<u><u>\$ 12,445,000</u></u>	<u><u>\$ 1,230,000</u></u>	<u><u>\$ 186,674</u></u>	<u><u>\$ 168,227</u></u>	<u><u>\$ 11,215,000</u></u>

Serial Bonds
2020 Issue (Matures 2034)

	2023	Principal Payment	Interest Payments		2023
	Beginning Balance		First	Second	Ending Balance
General Fund					
Community College					
HVAC Upgrades/Replacement	\$ 34,535	\$ 2,499	\$ 372	\$ 347	\$ 32,036
Water & Sewer Renovations/Upgrades	51,139	3,700	551	514	47,439
Total Community College	\$ 85,674	\$ 6,199	\$ 923	\$ 861	\$ 79,475
All Other General Fund					
South Otsiningo Trail	\$ 43,434	\$ 3,143	\$ 468	\$ 437	\$ 40,291
Watershed Annual Maintenance	28,780	2,082	310	289	26,698
Senior Centers Parking Lot Repairs	66,414	4,806	716	668	61,608
Systematic Roof Replacement at County Facilities	88,468	6,401	953	889	82,067
OES Land Purchase	147,587	10,679	1,590	1,483	136,908
OES Tower Site Land Preparation	88,553	6,407	954	890	82,146
Conversion of Gym to Dormitory	798,876	57,805	8,607	8,029	741,071
Sheriff Medical Addition	2,029,800	146,873	21,870	20,401	1,882,927
Parks Surface Rehabilitation	33,302	2,410	359	335	30,892
Otsiningo Pond Loop Trail Project	24,171	1,749	260	243	22,422
Parks Facilities Repairs & Renovations	14,738	1,066	159	148	13,672
Parks Surface Rehabilitation	14,757	1,068	159	148	13,689
Total Other General Fund	\$ 3,378,880	\$ 244,489	\$ 36,405	\$ 33,960	\$ 3,134,391
Total General Fund	\$ 3,464,554	\$ 250,688	\$ 37,328	\$ 34,821	\$ 3,213,866
County Road					
Killawog Road & Oregon Hill Road Bridges	\$ 9,741	\$ 705	\$ 105	\$ 98	\$ 9,036
Airport Road Reconstruction - Design	32,508	2,352	350	327	30,156
East Windsor Road Bridge	110,489	7,995	1,190	1,111	102,494
Killawog Road Bridge Replacement	8,498	615	92	85	7,883
Hooper Road Bridge Rehabilitation - Construction	10,247	741	110	103	9,506
East Windsor Road Bridge	533,297	38,588	5,746	5,360	494,709
Highway Reconstruction/Rehabilitation	1,321,484	95,620	14,238	13,282	1,225,864
County Bridge and Culvert Flag Repairs	265,637	19,221	2,862	2,670	246,416
Ganoungton Road Culvert Replacement	201,125	14,553	2,167	2,021	186,572
County Bridge & Culvert Flag Repairs	847	61	9	9	786
Total County Roads	\$ 2,493,873	\$ 180,451	\$ 26,869	\$ 25,066	\$ 2,313,422

Serial Bonds
2020 Issue (Matures 2034)

	2023 Beginning Balance	Principal Payment	Interest Payments		2023 Ending Balance
			First	Second	
Road Machinery					
Highway Equipment Replacement	393,626	28,482	4,241	3,956	365,144
Total Road Machinery	\$ 393,626	\$ 28,482	\$ 4,241	\$ 3,956	\$ 365,144
Veterans' Arena					
Arena Seating	\$ 9,263	\$ 670	\$ 100	\$ 93	\$ 8,593
Total Veterans' Arena	\$ 9,263	\$ 670	\$ 100	\$ 93	\$ 8,593
Solid Waste					
Design & Construction Review Section IV Cells III & IV	\$ 391,721	\$ 28,344	\$ 4,221	\$ 3,937	\$ 363,377
Landfill Groundwater Remediation Feasibility Study	4,533	328	49	46	4,205
Construction of Section IV Cell III	2,479,482	179,410	26,715	24,921	2,300,072
Construction of Sewer Line	3,009,745	217,778	32,428	30,250	2,791,967
Colesville Landfill Remediation	50,546	3,657	545	508	46,889
Total Solid Waste	\$ 5,936,027	\$ 429,517	\$ 63,958	\$ 59,662	\$ 5,506,510
Aviation					
Hangar Improvements	\$ 2,657	\$ 192	\$ 29	\$ 27	\$ 2,465
Total Aviation	\$ 2,657	\$ 192	\$ 29	\$ 27	\$ 2,465
 Total 2020 Issue	 \$ 12,300,000	 \$ 890,000	 \$ 132,525	 \$ 123,625	 \$ 11,410,000

Bond Anticipation Notes/Capital Notes Payment Schedule

Project Title	Fund	Department	Total BAN April 2022	Principal Paydown April 2023	Interest Due April 2023
General	1010	91000099	\$19,185,513	\$3,174,460	\$ 389,466
General BCC	1010	91000099	11,097,752	713,887	299,027
Total General			<u>\$30,283,265</u>	<u>\$3,888,347</u>	<u>\$ 688,493</u>
Arena	3110	39020008	\$ 577,962	\$ 136,851	\$ 11,733
County Road	3120	29010505	19,000,771	1,579,485	385,716
En-Joie Golf Course	3140	41020008	214,866	17,906	4,362
Library	3150	40000008	237,888	47,578	4,829
Road Machinery	3160	30020305	5,008,968	418,314	101,682
Aviation	2010	28040005	3,514,207	380,718	71,338
Solid Waste	2020	38020007	11,247,952	1,049,677	228,333
Transit	2040	31010505	1,230,535	175,402	24,980
Willow Point NH	2050	27040004	3,655,394	523,945	74,204
Fleet Management	2070	09020001	589,128	292,705	11,959
Grand Total BANs & Capital Notes			<u>\$75,560,936</u>	<u>\$8,510,928</u>	<u>\$1,607,629</u>

Bond Anticipation Notes
Issue Date April 28, 2022
Maturity Date April 28, 2023

	<u>Amount Outstanding</u>
All Other General Fund	
17 Digitize Permanent Records	\$ 7,500
19 Digitize Permanent Land Records	45,200
19 Repair Permanent Land Records	11,600
19 Digitize Permanent Records	59,200
20 Digitize Permanent Records	40,000
21 Digitization of Permanent Land Records	106,400
22 Digitize Permanent Records	85,000
22 Off-Site Scanning of Permanent County Records	60,000
15 Dark Fiber Installation	549,176
18 Computer Equipment Replacement/Update Technology	309,965
19 Computer Equipment Replacement/Update Technology	297,689
20 Computer Equipment Replacement/Update Technology	600,500
21 Computer Equipment Replacement/Update Technology	655,000
22 Computer Equipment Replacement/Update Technology	400,000
14 South Otsiningo Trail	3,300
15 Resurface Public Safety Facility Parking Lot	90,000
16 Watershed Annual Maintenance	29,794
16 Construction Equipment Replacement	130,434
16 Systematic Roof Repairs at County Facilities	261,433
16 Public Safety Facility Electric	89,182
17 Systematic Roof Repairs at County Facilities	266,657
18 County Regulatory/Environmental Compliance/Maintenance	37,500
18 County Building Renovations	59,013
18 Roof Repairs Of County Facilities	185,714
18 Reconstruction of Parking Lot - Ramp Building	79,100
19 County Regulatory/Environmental Compliance Maintenance	24,000
19 Watershed Site 9A Compliance Upgrade Construction	528,276
19 County Building Renovations	80,000
19 Roof Repairs at County Facilities	79,999

Bond Anticipation Notes
Issue Date April 28, 2022
Maturity Date April 28, 2023

	Amount Outstanding
All Other General Fund - Continued	
19 Veterans Facility	372,166
19 Land Purchase	675,000
19 Design - Chenango St. Pedestrian Improvements	89,300
20 County Regulatory/Environmental Compliance Maintenance	140,000
20 Watershed Site 9C Compliance Upgrade Design Permit	152,000
20 County Office Building Renovations and Maintenance	160,000
20 Court Complex Renovations & Maintenance	84,000
20 Public Safety Renovations & Maintenance	121,600
20 Roof Repair at County Facilities	233,333
20 Security System Upgrade - Family Courts	128,000
21 County Regulatory/Environmental Compliance Maintenance	72,000
21 County Office Building Renovations and Maintenance	100,000
21 Court Complex Renovations & Maintenance	180,000
21 Public Safety Renovations & Maintenance	108,000
21 Roof Repair at County Facilities	93,333
21 Tripartite Equipment	70,000
16 Public Safety Communications System Upgrade	1,570,729
18 Emergency Services Response Building	60,394
19 Radio Infrastructure Equipment	2,040,859
19 Mobile Communications Vehicle	935,489
19 Radio Tower Site Prep	2,084,467
19 Tower Site Equipment	1,474,068
19 Radio Tower Land Purchase	151,790
22 OES Small Response Vehicle Replacement	50,000
14 Conversion of Gym to Dormitory	38,322
14 Sheriff Medical Addition	137,029
18 Jail Radio Replacement	14,529
18 In-Car Camera Replacement	15,133
20 Road Patrol IT upgrades	60,000
20 Vehicle replacement	83,333

Bond Anticipation Notes
Issue Date April 28, 2022
Maturity Date April 28, 2023

	Amount Outstanding
All Other General Fund - Continued	
20 Security System Upgrade - Jail	589,200
21 Vehicle Replacement	133,333
22 Body Armor Vests	78,000
22 Vehicle Replacement	150,000
20 Senior Center Repairs and Improvements	56,941
18 Forum Improvements	46,666
19 Forum Improvements	35,000
19 DECO District-Boiler Upgrade	168,031
20 Forum Improvements	40,000
21 Forum Improvements	68,000
22 Forum Improvements	100,000
16 Parks Facilities Repair & Renovation	51,876
16 Parks Surface Rehabilitation	45,000
17 Parks Facility Repairs & Renovation	50,000
18 Dorchester Park Gateway	22,559
18 Parks Facilities Repairs And Renovation	74,286
18 Parks Surface Rehabilitation	102,514
19 Parks Facilities Repairs And Renovation	40,001
19 Parks Facility Development	40,001
19 Parks Surface Rehabilitation	79,999
20 Parks Facilities Repairs and Renovations	56,333
20 Recreational Equipment Upgrades and Development	39,267
21 Parks Facilities Repairs and Renovations	205,000
21 Parks Vehicle Replacement	13,333
22 Parks Facilities Repairs and Renovations	85,000
22 Parks Vehicle Replacement	140,000
14 Stormwater Infrastructure	8,667
Total All Other General Fund	\$ 19,185,513

Bond Anticipation Notes
Issue Date April 28, 2022
Maturity Date April 28, 2023

	Amount Outstanding
Community College (BCC)	
09 Roof Replacement III	\$ 6,610
12 Roofs Replacement IV	4,408
13 Sidewalks, Roadways, & Other Parking Lots	27,751
14 HVAC & Roof Critical Replacements	15,067
16 Core Building Rehab Phase I	49,999
16 Downtown Campus Phase II	7,602,347
18 Critical Core Campus Rehabilitation	1,105,554
19 CEA Center Phase 1	4,000
19 Disabilities Access Improvements	10,000
19 Roads, Parking, and walkway upgrades	49,000
19 Roof & HVAC Critical Replacements Phase 1	244,250
20 Building Renovation	475,000
20 Core Building Rehabilitation Phase III	1,010,933
20 Critical Maintenance Items Phase III	233,333
21 Electrical Upgrade	259,500
Total Community College	\$ 11,097,752
Total General Fund	\$ 30,283,265

Bond Anticipation Notes
Issue Date April 28, 2022
Maturity Date April 28, 2023

	Amount Outstanding
Aviation	
03 Airport Utility Enhancement Project, Phase II	\$ 80,833
12 Rental Car Service Facility Replacement	706,899
17 SRE Equipment Replacement	8,691
18 Design And Construct Parking Revenue Control Upgrade	972,847
18 Replacement Of Airport Snow Removal Equipment	7,515
19 Design & Construct Fuel Farm Rehab/upgrade	24,500
20 Taxiway H & K Construction	467,922
21 HVAC/CBP Replacement - Design & Construction	600,000
22 Design Construction Reloc of Elect Vault & Vehicle Fuel Farm	510,000
22 Rehabilitate Taxiway Airfield Lighting-Design	135,000
Total Aviation Fund	<u>\$ 3,514,207</u>
County Road	
15 Highway Reconstruction/Rehabilitation	\$ 6,275
15 Bridge Structural Steel Cleaning/Painting - Design	34,718
16 Highway Reconstruction/Rehabilitation	2,024,689
16 Airport Rd Four Lane Road Rehab/Construction	53,107
16 County Bridge & Culvert Flag Repairs	278,277
17 Highway Reconstruction/Rehabilitation	1,819,931
17 County Bridge & Culvert Flag Repairs	341,985
17 Oregon Hill Rd. Bridge (BIN 3349520)	23,824
17 Juneberry Rd. Bridge (BIN 3349740) Design	62,109
18 Highway Reconstruction/Rehabilitation	2,211,873
18 County Bridge and Culvert Repairs	329,521
18 Farm To Market ADA Sidewalk Upgrades Construction	59,709
18 Old Route 17 Bridge Rehab Design (BIN3349620)	15,000
18 Upper Lisle Road Bridge Construction (BIN3349680)	680,000
19 Highway Reconstruction/Rehabilitation	1,937,876
19 Bridge Maintenance Block Membrane & Bridges Design	4,400
19 County Bridge & Culvert Repairs	297,500

Bond Anticipation Notes
Issue Date April 28, 2022
Maturity Date April 28, 2023

	Amount Outstanding
County Road - Continued	
19 Hooper Rd Bridge Rehab Design (BIN 3349750)	33,076
19 North Sanford Bridge Design (BIN 3349630)	46,433
20 Highway Reconstruction/Rehabilitation	2,604,049
20 County Bridge and Culvert Repairs	468,947
20 Old Route 17 Bridge Design(BIN 3350050)	100,800
20 Old Route 17 Bridge Rehabilitation Construction(BIN 3349620)	197,423
21 Highway Reconstruction/Rehabilitation	2,364,774
21 Corrugated Metal Arch Bridge Maintenance Repairs	693,500
21 County Bridge and Culvert Repairs	480,000
21 North Sanford Rd Bridge Construction	85,975
22 Colesville Road Intersection Signalization	140,000
22 County Pavement Maintenance	500,000
22 Second Street Drainage Replacement	199,000
22 County Bridge and Culvert Repairs	500,000
22 CR 177 Bridge Paint/Maintenance	66,000
22 Old Rt 17 Bridge Rehab Construction	340,000
Total County Road	\$ 19,000,771
En-Joie Golf Course	
18 En-Joie SAM Grant Improvement Project	\$ 214,866
Total En-Joie Golf Course	\$ 214,866
Fleet Management	
16 DPW - Skid-Steer Loader	\$ 32,462
20 DPW - Fleet Replacement	156,666
21 DPW - Fleet Replacement	200,000
22 DPW - Fleet Replacement	200,000
Total Fleet Management Fund	\$ 589,128

Bond Anticipation Notes
Issue Date April 28, 2022
Maturity Date April 28, 2023

		<u>Amount Outstanding</u>
Road Machinery		
16 Highway Equipment Replacement	\$	537,448
17 Highway Equipment Replacement		613,695
18 Highway Equipment Replacement		637,036
19 Highway Equipment Replacement		647,884
20 Highway Equipment Replacement		802,905
21 Highway Equipment Replacement		870,000
22 Highway Equipment Replacement		900,000
Total Road Machinery Fund	\$	<u>5,008,968</u>
Solid Waste		
12 Design & Construction Review Section IV Cells III & IV	\$	78,556
14 Landfill Gas Collection System		62,608
15 Colesville Landfill Remediation		14,400
16 Colesville Landfill Remediation		67,861
17 Leachate Plant Modification		207,045
17 Section V Plan & Permit Modification		120,000
18 Colesville Landfill Remediation		4,400
18 Section V Phase I Material Relocation Construction		4,515,000
19 Construction of Section IV Cell IV		5,484,855
19 Engineering, Const. Review & Docs Sect. IV CELL IV		204,667
19 Landfill Equipment		450,000
20 Design/Construction Review - Partial Closure Section IV		14,560
21 Landfill Equipment		24,000
Total Solid Waste Fund	\$	<u>11,247,952</u>
Library		
22 CARPET REPLACEMENT	\$	237,888
Total Library	\$	<u>237,888</u>

Bond Anticipation Notes
Issue Date April 28, 2022
Maturity Date April 28, 2023

		Amount Outstanding
Transit		
15 Purchase of Three (4) Clean Diesel Transit Buses	\$	50,073
16 Parking Lot Pavement/Expansion		150,859
16 Three Clean Diesel Transit Buses		10,755
18 Purchase of Four (4) Clean Diesel Transit Buses		78,493
18 Purchase of Two (2) Cutaway Buses		10,854
18 Purchase of Three (3) Hybrid Diesel Buses		260,806
19 Purchase Five Clean Diesel Transit Buses		59,454
20 Upgrade Farebox System		9,167
20 Support Vehicles		13,946
20 Lean To Storage Building		46,040
21 Purchase five Transit Buses		126,857
21 Purchase 4 Cutaway Buses		37,333
21 Purchase 6 Electric Buses		375,898
Total Transit Fund	\$	<u>1,230,535</u>
Veteran's Arena		
14 Arena Improvement Project	\$	30,074
18 Arena Improvements		52,888
19 Arena Improvements		35,000
20 Arena Improvements		40,000
20 Broome County Arena Public Address Upgrade		150,000
21 Arena Improvements		120,000
22 Arena Improvements		150,000
Total Veteran's Arena Fund	\$	<u>577,962</u>

Bond Anticipation Notes
Issue Date April 28, 2022
Maturity Date April 28, 2023

	Amount Outstanding
Willow Point Nursing Home	
16 Asphalt Concrete Resurfacing Project	\$ 45,000
16 Roofing Replacement	45,000
16 Therapy Room	36,445
17 Asphalt Concrete Resurfacing Project	61,834
17 HVAC Upgrades & Improvements	250,000
17 Roofing Replacements	274,358
18 Betterments & Improvements	399,304
18 Exterior Facade & Entrance Repair Project	127,059
18 HVAC Upgrade & Improvements	213,213
18 Roofing Replacement	347,560
19 Betterments & Improvements	84,912
19 Curtain Upgrade	26,023
19 Door Upgrades	36,846
19 Electrical Upgrades	95,000
20 Betterments & Improvements	160,000
20 Curtain Upgrade	45,000
20 Equipment, Furnishings & Fixtures	50,000
21 Betterments & Improvements	100,000
21 Equipment, furnishings & fixtures	75,000
21 Kitchen dish line replacement	64,000
21 Residential Hospital Bed Replacement	127,840
21 Roofing and Chilling Tower Replacement	406,000
22 Fire alarm system upgrades	360,000
22 Front Lobby Bathroom and Flooring Renovation	100,000
22 West Wing & Admin Building Roofing Project	125,000
Total Willow Point Nursing Home	<u>\$ 3,655,394</u>
 Total Bond Anticipation Notes	 <u>\$ 75,560,936</u>

Statement of
Authorized and Unborrowed Debt
For Open Capital Projects
Serial Bonds Continued

	Resolution	Debt Authorized	Debt Unborrowed
Arena/Forum			
Forum Marquee Replacement	19-173	-	-
DECO District - Upgrades	19-174	-	-
Broome County Arena Public Address Upgrade	20-126	375,000	125,000
Arena Improvements	21-405, *	300,000	150,000
Aviation			
Design and Construct Parking Revenue Control Upgrade	17-389, & 22-127	\$ 1,666,667	\$ 666,667
Design & Construct Fuel Farm Rehabilitation/upgrade	18-406, & 22-126	973,940	850,349
Lighting Vault & Wind Cone - Design	22-124	210,000	57,903
Reconstruction Runway Safety Area - Design	22-124	500,000	378,000
Reconstruct Runway Safety Area - Design	22-124	750,000	150,000
Design Construction Relocation of Electrical Vault & Vehicle Fuel Farm	21-405	2,750,000	2,240,000
Rehabilitate Taxiway Airfield Lighting-Design	21-405	500,000	365,000
Broome Community College			
Sidewalks, Roadways & Other Parking Lots	12-568	\$ 500,000	\$ 24,566
Simulated Clean Room and Equipment	14-558	2,813,000	863,063
Core Building Rehab Phase I	17-116	7,300,000	842,017
Critical Core Campus Rehabilitation	17-389	2,800,000	352,894
CEA Center Phase 1	18-406, 19-174	250,000	218,000
Disabilities Access Improvements	18-406	50,000	25,000
Roof & HVAC Critical Replacements Phase 1	18-406, 19-174	635,000	5,642
Building Renovation	19-491	2,000,000	1,525,000
Core Building Rehabilitation Phase III	19-491	5,000,000	3,954,000
Critical Maintenance Items III	19-491	500,000	250,000
Electrical Upgrade	20-364	500,000	215,500
Critical HVAC	21-405	1,000,000	1,000,000
Infrastructure/Hardware/Software Technology	21-405	375,000	375,000
Nursing Expansion	21-405	2,000,000	2,000,000

Statement of
Authorized and Unborrowed Debt
For Open Capital Projects
Serial Bonds Continued

	Resolution	Debt Authorized	Debt Unborrowed
County Clerk			
Digitize Permanent Records	20-364	\$ 150,000	\$ 17,000
County Road			
Hooper Rd Bridge Rehabilitation Design (BIN 3349750)	18-406, 20-125	330,000	236,708
Old Route 17 Bridge Construction (BIN3349850)	18-406	3,460,000	107,854
Old Route 17 Bridge Design (BIN3350050)	19-491	355,000	140,896
Old Route 17 Bridge Rehabilitation Construction (BIN3349620)	19-491	1,800,000	134,129
Highway Reconstruction/Rehabilitation	20-364, & 22-124	3,848,059	1
North Sanford Rd Bridge Construction	20-364	1,392,000	15,304
Colesville Road Intersection Signalization	21-405	507,000	367,000
Highway Reconstruction/Rehabilitation	21-405, *	4,415,530	4,415,530
Second Street Drainage Replacement	21-405	398,000	199,000
CR 177 Bridge Paint/Maintenance	21-405	285,000	219,000
Old Rt 17 Bridge Rehab Construction	21-405	1,780,000	1,440,000
CR 20 Main Street Bridge	*	204,920	204,920
Emergency Services			
Mobile Communications Vehicle	19-174	\$ 1,100,000	\$ 164,511
Tower Site Equipment	19-174	2,006,300	128,717
Radio Tower Land Purchase	19-174	176,000	2,218
Information Technology			
Dark Fiber Installation	16-76	\$ 1,175,000	\$ 67,292
Computer Equipment Replacement/Update Technology	18-406	850,000	145,623
Computer Equipment Replacement/Update Technology	20-364	1,000,000	12,000
Computer Equipment Replacement/Update Technology	20-364	1,000,000	210,000
Computer Equipment Replacement/Update Technology	21-405	1,100,000	700,000

Statement of
Authorized and Unborrowed Debt
For Open Capital Projects
Serial Bonds Continued

	Resolution	Debt Authorized	Debt Unborrowed
Parks and Recreation			
Otsiningo Stage Construction	16-425	\$ 200,000	\$ 31,672
Parks Facilities Repairs and Renovations	19-491	100,000	40,000
Recreational Equipment Upgrades and Development	19-491	50,000	7,400
Parks Vehicles Replacement	20-364	210,000	160,000
Parks Equipment Replacement	21-405	186,000	186,000
Parks Facilities Repairs and Renovations	21-405	100,000	15,000
PW-Buildings & Grounds			
Resurface Public Safety Facility Parking Lot	14-558	\$ 450,000.00	\$ 120,000.00
Tripartite Facade Repair	17-389	100,000.00	80,000.00
Tripartite Rehabilitation Phase 1	18-406	733,000	703,000
Veterans Facility	19-174	2,350,000	1,900,000
Design - Chenango St. Pedestrian Improvements	20-125	999,680	762,870
Sturges Street Demolition	*	65,000	65,000
Watershed Site 9C Upgrade	19-491	280,000	90,000
Security System Upgrade - Family Courts	21-68	163,500	3,500
County Regulatory/Environmental Compliance Maintenance	20-364	100,000	10,000
County Office Building Renovations and Maintenance	20-364	150,000	25,000
Public Safety Renovations & Maintenance	20-364	450,000	315,000
Roof Repair at County Facilities	20-364	200,000	100,000
Grippen Building Renovations	22-124	300,000	300,000
Environmental Compliance	21-405	100,000	100,000
County Office Buildings	21-405	350,000	350,000
County Office Buildings - HVAC Upgrades	21-405	783,000	783,000
Court Complex Renovations & Maintenance	21-405	60,000	60,000
Public Safety Renovations & Maintenance	21-405	60,000	60,000
Roof Repair at County Facilities	21-405	150,000	150,000

Statement of
Authorized and Unborrowed Debt
For Open Capital Projects
Serial Bonds Continued

	Resolution	Debt Authorized	Debt Unborrowed
Public Transportation			
Fare Box Upgrade	20-126	\$ 1,608,000	\$ 342,983
Garage Door	20-126	305,000	229,868
Transit Façade Upgrade	21-68, & 22-125	1,055,128	930,575
Lean To Storage Building	21-68, & 22-125	743,289	49,008
Bus Stop Sign Replacement	21-68, & 22-125	1,373,981	1,053,484
30 Bus Shelters	21-69	315,000	31,889
Six Electric Buses	22-124	7,592,495	7,216,597
Sheriff			
Conversion of Gym to Dormitory	13-570	\$ 1,634,000	\$ 22,500
Sheriff Medical Addition	13-570	4,142,000	15,000
In-Car Camera Replacement	17-389	100,000	19,700
Vehicle Replacement	21-405	250,000	100,000

Statement of
Authorized and Unborrowed Debt
For Open Capital Projects
Serial Bonds Continued

	Resolution	Debt Authorized	Debt Unborrowed
Solid Waste			
Landfill Gas Collection System	14-45	\$ 2,500,000	\$ 1,930,853
Landfill Remediation	15-403	100,000	21,000
Leachate Plant Modification	16-425	450,000	210,000
Section V Phase I Material Relocation Construction	17-389, & 22-127	9,850,000	4,850,000
Engineering/Construction Review/Documents IV/IV	18-406	700,000	172,000
Storm Water Equipment	18-406	50,000	50,000
Colesville Demolition-Buffer property	19-491	40,000	40,000
Compost Facility Evaluation & Design	19-491	400,000	400,000
Leachate Plant Upgrades	19-491	2,500,000	2,500,000
Section IV Cell 5 Design	19-491	125,000	100,000
Water line upgrades	19-491	70,000	67,200
Partial Closure of Section IV of the Broome County Landfill	20-126	2,000,000	1,920,000
Design/Construction Review - Partial Closure Section IV	21-68	400,000	384,000
Colesville Landfill Remediation	20-364	50,000	50,000
Landfill Equipment	20-364	500,000	476,000
Residential Convenience Center Improvement	20-364	400,000	320,000
Section I Phase I Relocation Area Closure Construction	20-364	2,210,000	2,210,000
Section I Phase I Construction Review	20-364	300,000	300,000
Landfill Equipment	21-405	500,000	500,000
Willow Point Nursing Home			
Therapy Room	15-403	\$ 70,000	\$ 6,170
Asphalt Concrete Resurfacing Project	16-425	90,000	500
Betterments & Improvements	17-389	495,500	500
Betterments & Improvements	18-406	200,000	91,000
Door Upgrades	18-406	50,000	9,167
Door Replacement	19-491	50,000	50,000
Fire alarm system upgrades	21-405	625,000	265,000
Total		<u>\$ 113,615,989</u>	<u>\$ 58,913,741</u>

* Pending legislative approval.

Authorized Capital Projects
Open as of June 1, 2022

	CIP Year	Total Appropriations	Available Appropriations
Arena/Forum			
Forum Marquee Replacement	2018	\$ 125,000	\$ 61,809
Forum Improvements	2019	50,000	2,102
DECO District - Upgrades	2019	485,775	203,019
DECO District - Boiler Upgrade	2019	251,295	6,573
Forum Improvements	2020	50,000	34,029
Forum Improvements	2021	85,000	85,000
Forum Improvements	2022	100,000	100,000
Arena Security Upgrades	2016	75,000	1,813
Arena Improvement	2021	150,000	4,780
Arena Improvements	2022, 2022a	300,000	300,000
		<u>\$ 1,672,070</u>	<u>\$ 799,125</u>
Aviation			
Design and Construct Parking Revenue Control Upgrade	2018, 2022a	\$ 1,666,667	\$ 1,666,667
Design & Construct Fuel Farm Rehabilitation/upgrade	2019	973,940	846,520
Lighting Vault & Wind Cone - Design	2021	210,000	57,904
Reconstruction Runway Safety Area - Design	2021	500,000	378,000
Reconstruct Runway Safety Area - Design	2021	750,000	750,000
Design Construction Relocation of Electrical Vault & Vehicle Fuel Farm	2022	2,750,000	2,750,000
Rehabilitate Taxiway Airfield Lighting-Design	2022	500,000	498,200
		<u>\$ 7,350,607</u>	<u>\$ 6,947,291</u>

Authorized Capital Projects
Open as of June 1, 2022

	CIP Year	Total Appropriations	Available Appropriations
Broome Community College			
Sidewalk, Roadways & Parks	2013	\$ 500,000	\$ 18,132
Simulated Clean Room and Equipment	2015	2,813,000	930,420
Core Building Rehab Phase I	2016	7,300,000	170,000
CEA Center Phase 1	2019, 2019a	250,000	218,000
Disabilities Access Improvements	2019	50,000	16,435
Roof & HVAC Critical Replacements Phase 1	2019, 2019a	635,000	31,687
Building Renovation	2020	2,000,000	2,000,000
Core Building Rehabilitation Phase III	2020	5,000,000	3,979,883
Critical Maintenance Items III	2020	500,000	500,000
Electrical Upgrade	2021	500,000	485,605
Critical HVAC	2022	1,000,000	1,000,000
Infrastructure/Hardware/Software Technology	2022	375,000	375,000
Nursing Expansion	2022	2,000,000	2,000,000
		<u>\$ 22,923,000</u>	<u>\$ 11,725,162</u>
County Clerk - Records Management			
Repair Permanent Land Records	2019	\$ 29,000	\$ 359
Digitize Permanent Records	2021	150,000	42,114
Digitize Permanent Records	2022	85,000	85,000
Digitize Permanent Records	2022	60,000	60,000
		<u>\$ 324,000</u>	<u>\$ 187,473</u>
DPW-Fleet			
Fleet Replacement	2019	\$ 250,000	\$ 3,431
Fleet Replacement	2020	250,000	9,119
Fleet Replacement	2021	200,000	2,520
Fleet Replacement	2022	200,000	127,040
		<u>\$ 900,000</u>	<u>\$ 142,110</u>

Authorized Capital Projects
Open as of June 1, 2022

	CIP Year	Total Appropriations	Available Appropriations
Emergency Services			
Vehicle Locator System	2005	\$ 350,000	\$ 7,520
Mobile Communications Vehicle	2019	1,100,000	164,511
Tower Site Equipment	2019	2,006,300	247,934
Radio Tower Land Purchase	2019	176,000	2,219
		<u>\$ 3,632,300</u>	<u>\$ 422,184</u>
Information Technology			
Dark Fiber Installation	2016	\$ 1,175,000	\$ 67,292
Computer Equipment Replacement/Update Technology	2021	1,000,000	138,694
Computer Equipment Replacement/Update Technology	2022	1,100,000	1,100,000
		<u>\$ 3,275,000</u>	<u>\$ 1,305,986</u>
Highways/Bridges			
Hooper Rd Bridge Rehabilitation Design (BIN 3349750)	2019, 2019a	\$ 330,000	\$ 239,656
Old Route 17 Bridge Construction (BIN3349850)	2019, 2020a	3,460,000	283,855
Old Route 17 Bridge Design (BIN3350050)	2020	355,000	92,809
County Bridge and Culvert Repairs	2021	500,000	86,349
North Sanford Rd Bridge Construction	2021	1,392,000	13,673
County Bridge and Culvert Repairs	2022	500,000	488,496
CR 177 Bridge Paint/Maintenance	2022	285,000	285,000
Old Rt 17 Bridge Rehab Construction	2022	1,780,000	1,780,000
CR 20 Main Street Bridge	2022a	204,920	240,920
		<u>\$ 8,806,920</u>	<u>\$ 3,510,758</u>
Highways/Roads			
Highway Reconstruction/Rehabilitation	2021	\$ 3,848,058	\$ 305,582
Colesville Road Intersection Signalization	2022	507,000	507,000
County Pavement Maintenance	2022	500,000	420,058
Highway Reconstruction/Rehabilitation	2022, 2022a	4,415,530	4,415,530
Second Street Drainage Replacement	2022	398,000	397,793
		<u>\$ 9,668,588</u>	<u>\$ 6,045,963</u>
Library			
Carpet Replacement	2022	\$ 237,888	\$ 237,888
		<u>\$ 237,888</u>	<u>\$ 237,888</u>

Authorized Capital Projects
Open as of June 1, 2022

	CIP Year	Total Appropriations	Available Appropriations
Parks & Recreation			
Otsiningo Stage Construction	2017	\$ 200,000	\$ 67,547
Parks Facility Repairs & Renovation	2017	75,000	2,512
Dorchester Gateway	2018	572,000	1,330
Parks Facilities Repairs & Renovations	2018	100,000	1,010
Parks Facilities Repairs & Renovations	2019	50,000	48,391
Parks Facility Development	2019	50,000	1,564
Parks Surface Rehabilitation	2019	100,000	10,844
Parks Facilities Repairs and Renovations	2020	100,000	100,000
Recreational Equipment Upgrades and Development	2020	50,000	21,121
Parks Facilities Repairs and Renovations	2021	205,000	205,000
Parks Facilities Repairs and Renovations	2022	100,000	100,000
Parks Vehicle Replacement	2022	140,000	4,167
		<u>\$ 1,742,000</u>	<u>\$ 563,486</u>
Public Transportation			
Garage Door	2020	\$ 305,000	\$ 151,770
Transit Façade Upgrade	2020, 2021a	1,055,128	681,894
Lean To Storage Building	2020, 2021a	743,289	41,621
Bus Stop Sign Replacement	2020, 2021a	1,373,981	810,221
30 Bus Shelters	2021	315,000	14,339
Six Electric Buses	2021	7,592,495	7,592,495
		<u>\$ 11,384,893</u>	<u>\$ 9,292,340</u>

Authorized Capital Projects
Open as of June 1, 2022

	CIP Year	Total Appropriations	Available Appropriations
Public Works			
Resurface Public Safety Facility Parking Lot	2015	\$ 450,000	\$ 87
Tripartite Facade Repair	2018	100,000	100,000
Tripartite Rehabilitation Phase 1	2019	733,000	733,000
Veterans Facility	2019	2,350,000	1,906,966
Design - Chenango St. Pedestrian Improvements	2019	999,680	736,580
Bagsai and Grippen Park Improvements	2019	200,000	38,704
Pathways To Play at Dorchester Park	2019	175,000	5,167
Veteran's Center Renovation	2019	500,000	500,000
Sturges Street Demolition	2019, 2022a	165,000	121,655
County Regulatory/Environmental/Compliance/Maintenance	2020	175,000	22,343
Watershed Site 9C Upgrade	2020	280,000	184,377
Court Complex Renovations	2020	140,000	744
Public Safety Facility Renovations & Maintenance	2020	152,000	601
Security System Upgrade - Family Courts	2020	163,500	11,149
County Regulatory/Environmental Compliance Maintenance	2021	100,000	53,530
County Office Building Renovations and Maintenance	2021	150,000	72,899
Court Complex Renovations/Maintenance	2021	200,000	131,829
Public Safety Renovations & Maintenance	2021	450,000	282,316
Roof Repair at County Facilities	2021	200,000	100,636
Tripartite Equipment	2021	75,000	12,644
Grippen Building Renovations	2021	300,000	300,000
Environmental Compliance	2022	100,000	100,000
County Office Buildings	2022	350,000	350,000
County Office Buildings - HVAC Upgrades	2022	783,000	686,324
Court Complex Renovations & Maintenance	2022	60,000	60,000
Public Safety Renovations & Maintenance	2022	60,000	50,150
Roof Repair at County Facilities	2022	150,000	150,000
		<u>\$ 9,561,180</u>	<u>\$ 6,711,701</u>

Authorized Capital Projects
Open as of June 1, 2022

	<u>CIP Year</u>	<u>Total Appropriations</u>	<u>Available Appropriations</u>
Road Machinery			
Highway Equipment Replacement	2021	\$ 900,000	\$ 51,305
Highway Equipment Replacement	2022	900,000	593,984
		<u>\$ 1,800,000</u>	<u>\$ 645,289</u>
Sheriff			
Conversion of Gym to Dormitory	2014	\$ 1,634,000	\$ 22,556
Sheriff Medical Addition	2014	4,142,000	29,684
In-Car Camera Replacement	2018	100,000	19,735
Vehicle Replacement	2021	200,000	2,639
Body Armor Vests	2022	78,000	78,000
Vehicle Replacement	2022	250,000	250,000
		<u>\$ 6,404,000</u>	<u>\$ 402,614</u>

Authorized Capital Projects
Open as of June 1, 2022

	CIP Year	Total Appropriations	Available Appropriations
Solid Waste			
Construction of Sewer Line	2014, 2015a	\$ 10,550,000	\$ 625,810
Landfill Gas Collection & Control System I	2014	2,500,000	1,930,853
Landfill Remediation	2016	100,000	21,387
Leachate Plant Modification	2017	450,000	275,419
Section V Plan & Permit Modification	2017	300,000	47,555
Section V Phase I Material Relocation Construction	2018	9,850,000	8,902,716
Engineering/Construction Review/Documents IV/IV	2019	700,000	171,750
Storm Water Equipment	2019	50,000	50,000
Colesville Demolition-Buffer property	2020	40,000	40,000
Compost Facility Evaluation & Design	2020	400,000	400,000
Leachate Plant Upgrades	2020	2,500,000	2,500,000
Section IV Cell 5 Design	2020	125,000	125,000
Water line upgrades	2020	70,000	70,000
Partial Closure of Section IV of the Broome County Landfill	2020	2,000,000	2,000,000
Design/Construction Review - Partial Closure Section IV	2020	400,000	384,394
Colesville Landfill Remediation	2021	50,000	50,000
Landfill Equipment	2021	500,000	500,000
Residential Convenience Center Improvement	2021	400,000	392,688
Section I Phase I Relocation Area Closure Construction	2021	2,210,000	2,210,000
Section I Phase I Construction Review	2021	300,000	300,000
Landfill Equipment	2022	500,000	500,000
		\$ 33,995,000	\$ 21,497,572

Authorized Capital Projects
Open as of June 1, 2022

	CIP Year	Total Appropriations	Available Appropriations
Willow Point Nursing Facility			
WPNH Med Room Renovation	2005	\$ 150,000	\$ 86,096
WPNH Software Conversion	2014	60,000	39,387
Betterments & Improvements	2016, 2016a	190,000	3,562
Therapy Room	2016	70,000	6,171
Asphalt Concrete Resurfacing Project	2017	90,000	64,980
Betterments & Improvements	2018	495,500	1,323
HVAC Upgrades & Improvements	2018	250,000	37,608
Betterments & Improvements	2019	200,000	91,063
Curtain Upgrade	2019	35,240	2,613
Door Upgrades	2019	50,000	23,839
Electrical Upgrades	2019	100,000	95,685
Betterments & Improvements	2020	200,000	200,000
Curtain Upgrade	2020	50,000	50,000
Door Replacement	2020	50,000	50,000
Equipment, Furnishings, & Fixtures	2020	50,000	40,340
Betterments & Improvements	2021	100,000	100,000
Equipment, Furnishings, & Fixtures	2021	75,000	75,000
Kitchen Dish Line Replacement	2021	80,000	79,655
Resident Hospital Bed Replacement	2021	159,800	159,800
Roof & Chilling Tower Replacement	2021	435,000	238,780
Fire alarm system upgrades	2022	625,000	625,000
Front Lobby Bathroom and Flooring Renovation	2022	100,000	100,000
West Wing & Admin Building Roofing Project	2022	125,000	125,000
		<u>\$ 3,740,540</u>	<u>\$ 2,295,902</u>

"a" signifies a budget amendment.

Debt Statement Summary

Summary of Indebtedness, Debt Limit and Net Debt - Contracting Margin, as of October 1, 2022

Five-Year Average Full Valuation		\$	10,063,709,941
Debt Limit - 7% thereof			704,459,696
Bonds	41,010,000		
MBBA Bonds	13,130,000		
Bond Anticipation Notes	75,560,936		
Total Net Indebtedness Subject to Debt Limit			<u>129,700,936</u>
Net Debt-Contracting Margin		\$	<u><u>574,758,760</u></u>

The percent of debt contracting power exhausted is 18.41%

Community College Debt Liability and Payment History
By Year, Issue and Project
2022

	January 1 Beginning Liability Principal Balance	Pay Date Principal Payment April 15th	Pay Date 1st Interest Payment April 15th	Pay Date 2nd Interest Payment October 15th	December 31 Ending Liability Principal Balance
2020 Issue (Matures 2034)					
HVAC Upgrades/Replacement	\$ 34,535	\$ 2,499	\$ 372	\$ 347	\$ 32,036
Water & Sewer Renovations/Upgrades	51,139	3,700	551	514	47,439
Total 2020 Issue	<u>\$ 85,674</u>	<u>\$ 6,199</u>	<u>\$ 923</u>	<u>\$ 861</u>	<u>\$ 79,475</u>
Total Serial Bonds	<u>\$ 6,602,165</u>	<u>\$ 795,736</u>	<u>\$ 108,118</u>	<u>\$ 92,907</u>	<u>\$ 5,806,429</u>
04/22 Bond Anticipation Note (Matures 04/23)		April 28th	April 28th		
Roof Replacement III	\$ 6,610	\$ 2,203	\$ 134	-	\$ 4,407
Roofs Replacement IV	4,408	882	89	-	3,526
Sidewalks, Roadways, & Other Parking Lots	27,751	27,751	563	-	-
HVAC & Roof Critical Replacements	15,067	7,534	306	-	7,533
Core Building Rehab Phase I	49,999	5,000	1,015	-	44,999
Downtown Campus Phase II	7,602,347	380,117	228,070	-	7,222,230
Critical Core Campus Rehabilitation	1,105,554	92,130	22,443	-	1,013,424
CEA Center Phase 1	4,000	2,000	81	-	2,000
Disabilities Access Improvements	10,000	5,000	203	-	5,000
Roads, Parking, and walkway upgrades	49,000	7,000	995	-	42,000
Roof & HVAC Critical Replacements Phase 1	244,250	34,893	4,958	-	209,357
Building Renovation	475,000	31,667	9,643	-	443,333
Core Building Rehabilitation Phase III	1,010,933	72,210	20,522	-	938,723
Critical Maintenance Items Phase III	233,333	16,667	4,737	-	216,666
Electrical Upgrade	259,500	28,833	5,268	-	230,667
Total Bond Anticipation Notes	<u>\$ 11,097,752</u>	<u>\$ 713,887 *</u>	<u>\$ 299,027</u>	<u>\$ -</u>	<u>\$ 10,383,865</u>
Total Serial Bonds and Bond Anticipation Notes	<u>\$ 17,699,917</u>	<u>\$ 1,509,623</u>	<u>\$ 407,145</u>	<u>\$ 92,907</u>	<u>\$ 16,190,294</u>

* Principal payment is comprised of budgeted principal payments, plus unbudgeted paydowns, plus remaining BAN proceeds reissued as serial bonds.

Community College Debt Liability and Payment History
By Year, Issue and Project
2022

	January 1 Beginning Liability Principal Balance	Pay Date Principal Payment April 15th	Pay Date 1st Interest Payment April 15th	Pay Date 2nd Interest Payment October 15th	December 31 Ending Liability Principal Balance
2010 Issue (Matures 2025)					
Technology Initiative	\$ 14,298	\$ 3,368	\$ 426	\$ 325	\$ 10,930
Update Master Plan	2,358	555	70	54	1,803
Wales Building Renovation	45,208	10,647	1,345	1,029	34,561
Original Boiler Replacement Phase II	165,110	38,886	4,914	3,756	126,224
Feasibility Study	9,593	2,259	285	218	7,334
Energy Management Improvements	39,716	9,354	1,182	904	30,362
Roof Replacement Phase II	197,300	46,467	5,872	4,489	150,833
West Gym Bleachers	49,884	11,748	1,485	1,135	38,136
Roadway and Lot Upgrades	24,463	5,761	728	557	18,702
Roof Replacement III	92,414	21,765	2,750	2,103	70,649
Science Building	95,471	22,485	2,841	2,172	72,986
09 Alms Building Demo & Site Restoration	85,699	20,184	2,550	1,950	65,515
10 Direct Digital Control	63,955	15,063	1,903	1,455	48,892
10 Natural Gas Piping Replacement	79,944	18,828	2,379	1,819	61,116
Total 2010 Issue	\$ 965,413	\$ 227,370	\$ 28,730	\$ 21,966	\$ 738,043
2016 Issue (Matures 2035)					
Science Building	\$ 415,573	\$ 25,651	\$ 5,095	\$ 4,838	\$ 389,922
Wales Building Upgrades	114,127	7,045	1,399	1,329	107,082
Roofs Replacement IV	65,434	4,039	802	762	61,395
Total 2016 Issue	\$ 595,134	\$ 36,735	\$ 7,296	\$ 6,929	\$ 558,399

Community College Debt Liability and Payment History
By Year, Issue and Project
2022

	January 1 Beginning Liability Principal Balance	Pay Date Principal Payment	Pay Date 1st Interest Payment	Pay Date 2nd Interest Payment	December 31 Ending Liability Principal Balance
2018 Issue (Matures 2031)		May 1st	May 1st	November 1st	
Science Building	\$ 4,523,930	\$ 396,341	\$ 67,859	\$ 61,914	\$ 4,127,589
Hazardous Materials	36,044	3,158	541	493	32,886
Wales Building Upgrades	868,025	76,048	13,020	11,880	791,977
Electrical Infrastructure	15,933	1,396	239	218	14,537
HVAC Upgrades/Replacement	55,272	4,842	829	756	50,430
Water & Sewer Renovations/Upgrades	118,606	10,391	1,779	1,623	108,215
Sidewalks, Roadways, & Other Parking Lots	16,820	1,474	252	230	15,346
HVAC & Roof Critical Replacements	86,661	7,592	1,300	1,186	79,069
Total 2018 Issue	<u>\$ 5,721,291</u>	<u>\$ 501,242</u>	<u>\$ 85,819</u>	<u>\$ 78,300</u>	<u>\$ 5,220,049</u>
2020 Issue (Matures 2034)		April 15th	April 15th	October 15th	
HVAC Upgrades/Replacement	\$ 36,992	\$ 2,457	\$ 397	\$ 372	\$ 34,535
Water & Sewer Renovations/Upgrades	54,777	3,638	587	551	51,139
Total 2020 Issue	<u>\$ 91,769</u>	<u>\$ 6,095</u>	<u>\$ 984</u>	<u>\$ 923</u>	<u>\$ 85,674</u>
Total Serial Bonds	<u><u>\$ 7,373,607</u></u>	<u><u>\$ 771,442</u></u>	<u><u>\$ 122,829</u></u>	<u><u>\$ 108,118</u></u>	<u><u>\$ 6,602,165</u></u>

Community College Debt Liability and Payment History
By Year, Issue and Project
2022

	January 1 Beginning Liability Principal Balance	Pay Date Principal Payment April 29th	Pay Date 1st Interest Payment April 29th	Pay Date 2nd Interest Payment	December 31 Ending Liability Principal Balance
04/21 Bond Anticipation Note (Matures 04/22)					
Roof Replacement III	\$ 8,814	\$ 2,204	\$ 132	-	\$ 6,610
Electrical Infrastructure	26,250	26,250	394	-	-
Roofs Replacement IV	5,290	882	79	-	4,408
Sidewalks, Roadways, & Other Parking Lots	55,503	27,752	833	-	27,751
HVAC & Roof Critical Replacements	22,600	7,533	339	-	15,067
Electrical Infrastructure II	50,000	50,000	750	-	-
Core Building Rehab Phase I	54,999	5,000	825	-	49,999
Downtown Campus Phase II	11,708,091	557,528	117,081	-	11,150,563
Critical Core Campus Rehabilitation	1,161,934	89,380	17,429	-	1,072,554
CEA Center Phase 1	6,000	2,000	90	-	4,000
Disabilities Access Improvements	15,000	5,000	225	-	10,000
Roads, Parking, and walkway upgrades	56,000	7,000	840	-	49,000
Roof & HVAC Critical Replacements Phase 1	254,000	31,750	3,810	-	222,250
Core Building Rehabilitation Phase III	526,000	35,067	7,890	-	490,933
Critical Maintenance Items Phase III	250,000	16,667	3,750	-	233,333
Electrical Upgrade	250,000	25,000	3,750	-	225,000
Total Bond Anticipation Notes	<u>\$ 14,450,481</u>	<u>\$ 889,013 *</u>	<u>\$ 158,217</u>	<u>\$ -</u>	<u>\$ 13,561,468</u>
Total Serial Bonds and Bond Anticipation Notes	<u>\$ 21,824,088</u>	<u>\$ 1,660,455</u>	<u>\$ 281,046</u>	<u>\$ 108,118</u>	<u>\$ 20,163,633</u>

* Principal payment is comprised of budgeted principal payments, plus unbudgeted paydowns, plus remaining BAN proceeds reissued as serial bonds.

Community College Debt Liability and Payment History
By Year, Issue and Project
2022

	January 1 Beginning Liability Principal Balance	Pay Date Principal Payment	Pay Date 1st Interest Payment	Pay Date 2nd Interest Payment	December 31 Ending Liability Principal Balance
		April 15th	April 15th	October 15th	
2010 Issue (Matures 2025)					
Technology Initiative	\$ 10,930	\$ 3,501	\$ 325	\$ 221	\$ 7,429
Update Master Plan	1,803	577	54	36	1,226
Wales Building Renovation	34,561	11,069	1,029	699	23,492
Original Boiler Replacement Phase II	126,224	40,424	3,756	2,553	85,800
Feasibility Study	7,334	2,349	218	148	4,985
Energy Management Improvements	30,362	9,723	904	614	20,639
Roof Replacement Phase II	150,833	48,306	4,489	3,051	102,527
West Gym Bleachers	38,136	12,213	1,135	771	25,923
Roadway and Lot Upgrades	18,702	5,989	557	378	12,713
Roof Replacement III	70,649	22,626	2,103	1,429	48,023
Science Building	72,986	23,375	2,172	1,476	49,611
09 Alms Building Demo & Site Restoration	65,515	20,982	1,950	1,325	44,533
10 Direct Digital Control	48,892	15,658	1,455	989	33,234
10 Natural Gas Piping Replacement	61,116	19,573	1,819	1,236	41,543
Total 2010 Issue	\$ 738,043	\$ 236,365	\$ 21,966	\$ 14,926	\$ 501,678
2016 Issue (Matures 2035)					
		May 1st	May 1st	November 1st	
Science Building	\$ 389,922	\$ 26,011	\$ 4,838	\$ 4,578	\$ 363,911
Wales Building Upgrades	107,082	7,143	1,329	1,257	99,939
Roofs Replacement IV	61,395	4,095	762	721	57,300
Total 2016 Issue	\$ 558,399	\$ 37,249	\$ 6,929	\$ 6,556	\$ 521,150
2018 Issue (Matures 2031)					
		May 1st	May 1st	November 1st	
Science Building	\$ 4,127,589	\$ 407,950	\$ 61,914	\$ 55,795	\$ 3,719,639
Hazardous Materials	32,886	3,250	493	445	29,636
Wales Building Upgrades	791,977	78,275	11,880	10,706	713,702
Electrical Infrastructure	14,537	1,437	218	197	13,100
HVAC Upgrades/Replacement	50,430	4,984	756	682	45,446
Water & Sewer Renovations/Upgrades	108,215	10,695	1,623	1,463	97,520
Sidewalks, Roadways, & Other Parking Lots	15,346	1,517	230	207	13,829
HVAC & Roof Critical Replacements	79,069	7,815	1,186	1,069	71,254
Total 2018 Issue	\$ 5,220,049	\$ 515,923	\$ 78,300	\$ 70,564	\$ 4,704,126

Community College Debt Liability and Payment Schedule
By Fiscal Year, Issue and Project
2021-2022

BCC Fiscal Year: September 1 - August 31

	September 1 Beginning Liability Principal Balance	Pay Date 1st Interest Payment October 15th	Pay Date Principal Payment April 15th	Pay Date 2nd Interest Payment April 15th	August 31 Ending Liability Principal Balance
2010 Issue (Matures 2025)					
Technology Initiative	\$ 14,298	\$ 426	\$ 3,368	\$ 426	\$ 10,930
Update Master Plan	2,358	70	555	70	1,803
Wales Building Renovation	45,208	1,345	10,647	1,345	34,561
Original Boiler Replacement Phase II	165,110	4,914	38,886	4,914	126,224
Feasibility Study	9,593	285	2,259	285	7,334
Energy Management Improvements	39,716	1,182	9,354	1,182	30,362
Roof Replacement Phase II	197,300	5,872	46,467	5,872	150,833
West Gym Bleachers	49,884	1,485	11,748	1,485	38,136
Roadway and Lot Upgrades	24,463	728	5,761	728	18,702
Roof Replacement III	92,414	2,750	21,765	2,750	70,649
Science Building	95,471	2,841	22,485	2,841	72,986
09 Alms Building Demo & Site Restoration	85,699	2,550	20,184	2,550	65,515
10 Direct Digital Control	63,955	1,903	15,063	1,903	48,892
10 Natural Gas Piping Replacement	79,944	2,379	18,828	2,379	61,116
Total 2010 Issue	\$ 965,413	\$ 28,730	\$ 227,370	\$ 28,730	\$ 738,043
2016 Issue (Matures 2035)					
Science Building	\$ 415,573	\$ 5,095	\$ 25,651	\$ 5,095	\$ 389,922
Wales Building Upgrades	114,127	1,399	7,045	1,399	107,082
Roofs Replacement IV	65,434	802	4,039	802	61,395
Total 2016 Issue	\$ 595,134	\$ 7,296	\$ 36,735	\$ 7,296	\$ 558,399
2018 Issue (Matures 2031)					
Science Building	\$ 4,523,930	\$ 67,859	\$ 396,341	\$ 67,859	\$ 4,127,589
Hazardous Materials	36,044	541	3,158	541	32,886
Wales Building Upgrades	868,025	13,020	76,048	13,020	791,977
Electrical Infrastructure	15,933	239	1,396	239	14,537
HVAC Upgrades/Replacement	55,272	829	4,842	829	50,430
Water & Sewer Renovations/Upgrades	118,606	1,779	10,391	1,779	108,215
Sidewalks, Roadways, & Other Parking Lots	16,820	252	1,474	252	15,346
HVAC & Roof Critical Replacements	86,661	1,300	7,592	1,300	79,069
Total 2018 Issue	\$ 5,721,291	\$ 85,819	\$ 501,242	\$ 85,819	\$ 5,220,049

Community College Debt Liability and Payment Schedule
By Fiscal Year, Issue and Project
2021-2022

BCC Fiscal Year: September 1 - August 31

	September 1 Beginning Liability Principal Balance	Pay Date 1st Interest Payment October 15th	Pay Date Principal Payment April 15th	Pay Date 2nd Interest Payment April 15th	August 31 Ending Liability Principal Balance
2020 Issue (Matures 2034)					
HVAC Upgrades/Replacement	\$ 36,992	\$ 397	\$ 2,457	\$ 397	\$ 34,535
Water & Sewer Renovations/Upgrades	54,777	587	3,638	587	51,139
Total 2020 Issue	<u>\$ 91,769</u>	<u>\$ 984</u>	<u>\$ 6,095</u>	<u>\$ 984</u>	<u>\$ 85,674</u>
Total Serial Bonds	<u>\$ 7,373,607</u>	<u>\$ 122,829</u>	<u>\$ 771,442</u>	<u>\$ 122,829</u>	<u>\$ 6,602,165</u>
04/21 Bond Anticipation Note (Matures 04/22)			April 29th	April 29th	
Roof Replacement III	\$ 8,814		\$ 2,204	\$ 132	\$ 6,610
Electrical Infrastructure	26,250		26,250	394	-
Roofs Replacement IV	5,290		882	79	4,408
Sidewalks, Roadways, & Other Parking Lots	55,503		27,752	833	27,751
HVAC & Roof Critical Replacements	22,600		7,533	339	15,067
Electrical Infrastructure II	50,000		50,000	750	-
Core Building Rehab Phase I	54,999		5,000	825	49,999
Downtown Campus Phase II	11,708,091		557,528	117,081	11,150,563
Critical Core Campus Rehabilitation	1,161,934		89,380	17,429	1,072,554
CEA Center Phase 1	6,000		2,000	90	4,000
Disabilities Access Improvements	15,000		5,000	225	10,000
Roads, Parking, and walkway upgrades	56,000		7,000	840	49,000
Roof & HVAC Critical Replacements Phase 1	254,000		31,750	3,810	222,250
Core Building Rehabilitation Phase III	526,000		35,067	7,890	490,933
Critical Maintenance Items Phase III	250,000		16,667	3,750	233,333
Electrical Upgrade	250,000		25,000	3,750	225,000
Total Bond Anticipation Notes	<u>\$ 14,450,481</u>	<u>\$ -</u>	<u>\$ 889,013</u>	<u>\$ 158,217</u>	<u>\$ 13,561,468</u>
Total Serial Bonds and Bond Anticipation Notes	<u>\$ 21,824,088</u>	<u>\$ 122,829</u>	<u>\$ 1,660,455</u>	<u>\$ 281,046</u>	<u>\$ 20,163,633</u>

*April 2021 BAN amounts represent current short-term borrowing.
There is no estimate made of additional need for borrowing, for these or other projects.

Community College Debt Liability and Payment Schedule
By Fiscal Year, Issue and Project
2021-2022

BCC Fiscal Year: September 1 - August 31

	September 1 Beginning Liability Principal Balance	Pay Date 1st Interest Payment October 15th	Pay Date Principal Payment April 15th	Pay Date 2nd Interest Payment April 15th	August 31 Ending Liability Principal Balance
2010 Issue (Matures 2025)					
Technology Initiative	\$ 10,930	\$ 325	\$ 3,501	\$ 325	\$ 7,429
Update Master Plan	1,803	54	577	54	1,226
Wales Building Renovation	34,561	1,029	11,069	1,029	23,492
Original Boiler Replacement Phase II	126,224	3,756	40,424	3,756	85,800
Feasibility Study	7,334	218	2,349	218	4,985
Energy Management Improvements	30,362	904	9,723	904	20,639
Roof Replacement Phase II	150,833	4,489	48,306	4,489	102,527
West Gym Bleachers	38,136	1,135	12,213	1,135	25,923
Roadway and Lot Upgrades	18,702	557	5,989	557	12,713
Roof Replacement III	70,649	2,103	22,626	2,103	48,023
Science Building	72,986	2,172	23,375	2,172	49,611
09 Alms Building Demo & Site Restoration	65,515	1,950	20,982	1,950	44,533
10 Direct Digital Control	48,892	1,455	15,658	1,455	33,234
10 Natural Gas Piping Replacement	61,116	1,819	19,573	1,819	41,544
Total 2010 Issue	\$ 738,043	\$ 21,966	\$ 236,365	\$ 21,966	\$ 501,678
2016 Issue (Matures 2035)					
Science Building	\$ 389,922	\$ 4,838	\$ 26,011	\$ 4,838	\$ 363,911
Wales Building Upgrades	107,082	1,329	7,143	1,329	99,939
Roofs Replacement IV	61,395	762	4,095	762	57,300
Total 2016 Issue	\$ 558,399	\$ 6,929	\$ 37,249	\$ 6,929	\$ 521,150
2018 Issue (Matures 2031)					
		November 1st	May 1st	May 1st	
Science Building	\$ 4,127,589	\$ 61,914	\$ 407,950	\$ 61,914	\$ 3,719,639
Hazardous Materials	32,886	493	3,250	493	29,636
Wales Building Upgrades	791,977	11,880	78,275	11,880	713,702
Electrical Infrastructure	14,537	218	1,437	218	13,100
HVAC Upgrades/Replacement	50,430	756	4,984	756	45,446
Water & Sewer Renovations/Upgrades	108,215	1,623	10,695	1,623	97,520
Sidewalks, Roadways, & Other Parking Lots	15,346	230	1,517	230	13,829
HVAC & Roof Critical Replacements	79,069	1,186	7,815	1,186	71,254
Total 2018 Issue	\$ 5,220,049	\$ 78,300	\$ 515,923	\$ 78,300	\$ 4,704,126

Community College Debt Liability and Payment Schedule
By Fiscal Year, Issue and Project
2021-2022

BCC Fiscal Year: September 1 - August 31

	September 1 Beginning Liability Principal Balance	Pay Date 1st Interest Payment October 15th	Pay Date Principal Payment April 15th	Pay Date 2nd Interest Payment April 15th	August 31 Ending Liability Principal Balance
2020 Issue (Matures 2034)					
HVAC Upgrades/Replacement	\$ 34,535	\$ 372	\$ 2,499	\$ 372	\$ 32,036
Water & Sewer Renovations/Upgrades	51,139	551	3,700	551	47,439
Total 2020 Issue	<u>\$ 85,674</u>	<u>\$ 923</u>	<u>\$ 6,199</u>	<u>\$ 923</u>	<u>\$ 79,475</u>
Total Serial Bonds	<u><u>\$ 6,602,165</u></u>	<u><u>\$ 108,118</u></u>	<u><u>\$ 795,736</u></u>	<u><u>\$ 108,118</u></u>	<u><u>\$ 5,806,429</u></u>
04/22 Bond Anticipation Note (Matures 04/23)					
Roof Replacement III	\$ 6,610		April 28th \$ 2,203	April 28th \$ 134	\$ 4,407
Roofs Replacement IV	4,408		882	89	3,526
Sidewalks, Roadways, & Other Parking Lots	27,751		27,751	563	-
HVAC & Roof Critical Replacements	15,067		7,534	306	7,533
Core Building Rehab Phase I	49,999		5,000	1,015	44,999
Downtown Campus Phase II	7,602,347		380,117	228,070	7,222,230
Critical Core Campus Rehabilitation	1,105,554		92,130	22,443	1,013,424
CEA Center Phase 1	4,000		2,000	81	2,000
Disabilities Access Improvements	10,000		5,000	203	5,000
Roads, Parking, and walkway upgrades	49,000		7,000	995	42,000
Roof & HVAC Critical Replacements Phase 1	244,250		34,893	4,958	209,357
Building Renovation	475,000		31,667	9,643	443,333
Core Building Rehabilitation Phase III	1,010,933		72,210	20,522	938,723
Critical Maintenance Items Phase III	233,333		16,667	4,737	216,666
Electrical Upgrade	259,500		28,833	5,268	230,667
Total Bond Anticipation Notes	<u>\$ 11,097,752</u>	<u>\$ -</u>	<u>\$ 713,887</u>	<u>\$ 299,027</u>	<u>\$ 10,383,865</u>
Total Serial Bonds and Bond Anticipation Notes	<u><u>\$ 17,699,917</u></u>	<u><u>\$ 108,118</u></u>	<u><u>\$ 1,509,623</u></u>	<u><u>\$ 407,145</u></u>	<u><u>\$ 16,190,294</u></u>

*April 2021 BAN amounts represent current short-term borrowing.
There is no estimate made of additional need for borrowing, for these or other projects.

Statement of Community College
Authorized and Unborrowed Debt
For Community College projects open as of June 1, 2022

Serial Bonds and Bond Anticipation Notes

	Authorizing Resolution	Total Debt Authorized	Debt Unborrowed
Sidewalks, Roadways & Other Parking Lots	12-568	500,000	24,566
Simulated Clean Room and Equipment	14-558	2,813,000	863,063
Core Building Rehab Phase I	17-116	7,300,000	842,017
Critical Core Campus Rehabilitation	17-389	2,800,000	352,894
CEA Center Phase 1	18-406, 19-174	250,000	218,000
Disabilities Access Improvements	18-406	50,000	25,000
Roof & HVAC Critical Replacements Phase 1	18-406, 19-174	635,000	5,642
Building Renovation	19-491	2,000,000	1,525,000
Core Building Rehabilitation Phase III	19-491	5,000,000	3,954,000
Critical Maintenance Items III	19-491	500,000	250,000
Electrical Upgrade	20-364	500,000	215,500
Critical HVAC	21-405	1,000,000	1,000,000
Infrastructure/Hardware/Software Technology	21-405	375,000	375,000
Nursing Expansion	21-405	2,000,000	2,000,000
		<u>\$25,723,000</u>	<u>\$11,650,682</u>

Community College Authorized Capital Projects
Open as of June 1, 2022

	CIP Year	Total Appropriations	Available Appropriations as of 06/01/22
Sidewalk, Roadways & Parks	2013	\$ 500,000	\$ 18,132
Simulated Clean Room and Equipment	2015	2,813,000	930,420
Core Building Rehab Phase I	2016	7,300,000	170,000
CEA Center Phase 1	2019	250,000	218,000
Disabilities Access Improvements	2019	50,000	2,540,222
Roof & HVAC Critical Replacements Phase 1	2019	635,000	396,470
Building Renovation	2020	2,000,000	2,000,000
Core Building Rehabilitation Phase III	2020	5,000,000	-
Critical Maintenance Items III	2020	500,000	500,000
Electrical Upgrade	2021	500,000	-
Critical HVAC	2022	1,000,000	1,000,000
Infrastructure/Hardware/Software Technolo	2022	375,000	375,000
Nursing Expansion	2022	2,000,000	2,000,000
Total		<u>\$ 22,923,000</u>	<u>\$ 10,148,244</u>

This page is intentionally left blank

Supplementary Information

<u>Department/Division</u>	<u>Page</u>	<u>Department/Division</u>	<u>Page</u>
Personnel Changes	502	County Fees	
Personnel Summary	506	Arena	525
Financial Summaries	509	Forum	526
Historical Tax Levies and Rates	518	Parks	527
Property Tax Levy By Municipality	520	En-Joie Golf	528
Property Tax Exemption Summary	522	Unpaid Taxes	529
		County Clerk	530
		Motor Vehicles	531
		Health Department	532
		Landfill	534
		Office For Aging	535
		GIS mapping	536
		Sheriff	539
		Weights and Measures	540
		Miscellaneous	
		Library	541
		Willow Point Nursing Home	541
		Dog Shelter	541
		Taxicab	541
		Information Technology	541
		Civil Service Exam	542
		Legislature	542
		Real Property Tax Services	542
		Greater Binghamton Airport	542
		911 Emergency Services	542
		Public Defender	542
		Public Transportation	542

Personnel Changes

2023 Adopted Personnel Changes

	Department	Count	Title	Grade	Action	Amount
1	Arena	39010008	1	Assistant Park Manager	AFSCME Create	103,833
2	Audit and Control	01010001	1	Deputy Comptroller	J Admin Abolish	(103,739)
3	Audit and Control	01010001	1	Secretary to the Comptroller	18 Admin Upgrade from 14 Admin	17,418
4	Audit and Control	01010001	1	Accountant(County)	16 CSEA Abolish	(79,257)
5	Audit and Control	01010001	1	Auditor/Trainee	21/19 CSEA Create	68,247
6	Audit and Control	01010001	5	Auditor/Trainee	25/23 CSEA Upgrade from 21/19 CSEA	100,104
7	Aviation	28010005	4	Airport Maintenance Mechanic (Part Time)	11 CSEA Create	70,482
8	Aviation	28010005	1	Airport Maintenance Supervisor	16 BAPA Create	63,620
9	Aviation	28010005	1	Account Clerk	07 CSEA Create	42,285
10	Aviation	28010005	2	Airport Maintenance Mechanic	11 CSEA Create	98,291
11	County Clerk - Records	04010001	1	Executive Deputy County Clerk	E Admin Upgrade from C Admin	6,788
12	County Clerk - Records	04010001	2	Deputy County Clerk	19 CSEA Upgrade from 17 CSEA	4,497
13	County Clerk - Records	04010001	1	Secretary To The County Clerk	18 CSEA Upgrade from 16 CSEA	-
14	County Clerk - Records	04010001	2	Senior Index Clerk	11 CSEA Upgrade from 09 CSEA	2,866
15	County Clerk - Records	04010001	4	Index Clerk	10 CSEA Upgrade from 08 CSEA	6,538
16	County Clerk - Records	04020001	1	Deputy County Clerk - Motor Vehicles	19 CSEA Upgrade from 17 CSEA	-
17	County Clerk - Records	04030001	1	Deputy County Clerk - Records Management	19 CSEA Upgrade from 17 CSEA	4,496
18	District Attorney	06000001	2	Secretary to the District Attorney	14 Admin Abolish	(121,295)
19	District Attorney	06000001	2	Administrative Assistant to the District Attorney	18 Admin Create	139,494
20	District Attorney	06000001	1	Keyboard Specialist	8 CSEA Abolish	(44,949)
21	District Attorney	06030001	1	Traffic Diversion Coordinator	15 CSEA Upgrade from 13 CSEA	4,394
22	District Attorney	06030001	1	Assistant District Attorney I (40 Hours)	AT-1 Abolish	(80,938)
23	Elections	07000001	2	Election Technology Coordinator	23 Admin Upgrade from 22 Admin	7,720
24	Elections	07000001	2	Election Operations Assistant	17 CSEA Upgrade from 15 CSEA	11,533
25	Elections	07000001	2	Voter Service Specialist	16 CSEA Upgrade from 14 CSEA	10,291
26	Elections	07000001	2	Voter Records Assistant	16 CSEA Upgrade from 14 CSEA	10,088
27	Enjoie	41010008	1	Superintendent Of Golf	NA Upgrade	5,146
28	Enjoie	41010008	1	Director Of Golf	NA Upgrade	3,643
29	Enjoie	41010008	1	Assistant Superintendent of Golf	NA Upgrade	3,643
30	Fleet	09000001	3	Automotive Mechanic	17 CSEA Upgraded from 13 CSEA	25,826
31	Highway	29010205	1	Public Works Office Assistant	AFSCME Transfer to Public Works - Admin	(76,745)
32	Highway	29010205	1	Public Works Clerk	AFSCME Transfer to Public Works - Admin	(54,130)
33	Information Technology	10020001	1	Computer Hardware Technician	16 CSEA Abolish	(70,893)
34	Information Technology	10020001	1	Customer Support Coordinator	20 CSEA Create	81,754
35	Information Technology	10020001	1	Telecommunications Technician	20 CSEA Abolish	(71,286)
36	Information Technology	10020001	1	Network Specialist	22 BAPA Create	82,435
37	Library	40000008	1	Assistant Library Director II	E Admin Create	108,021
38	Library	40000008	1	Senior Account Clerk	9 CSEA Create	52,190
39	Library	40000008	1	Principal Account Clerk (Part Time)	13 CSEA Abolish	(21,374)
40	Mental Health	26000004	1	Deputy Commissioner of Comm. Mental Health Services	G Admin Create	114,376
41	Mental Health	26000004	1	Keyboard Specialist	8 CSEA Abolish	(44,949)
42	Office of Emergency Services	20010003	1	Fire Investigator/Code Officer	19 CSEA Create	80,080
43	Office of Emergency Services	20010003	1	Emergency Management Assistance Coordinator	22 Admin Upgrade from 20 Admin	6,894
44	Office of Management and Budget	45010001	3	Treasury Clerk	16 CSEA Upgrade from 14 CSEA	14,904
45	Office of Management and Budget	45010001	1	Payroll Supervisor	22 BAPA Upgrade from 20 BAPA	8,769
46	Office of Management and Budget	45010001	1	Treasury Associate	22 BAPA Upgrade from 20 BAPA	9,303
47	Parks	43010008	1	Director of Parks, Recreation and Youth Services	F Admin Upgrade from B Admin	15,736
48	Parks	43020008	1	Public Works Clerk	AFSCME Create	50,367
49	Parks	43020008	1	Recreation and Youth Services Coordinator	18 BAPA Upgrade from 15 BAPA	10,493
50	Parks	43020008	1	Event Coordinator	14 BAPA Create July 1, 2023	31,018
51	Parks	43030008	1	Park Equipment Maintenance Mechanic	AFSCME Transfer to Road Machinery	(85,670)

2023 Adopted Personnel Changes

Department	Count	Title	Grade	Action	Amount
52 Parks	43030008	1 Equipment Mechanic I	AFSCME	Create	66,960
53 Parks	43030008	2 Maintenance Mechanic (Part Time)	7 CSEA	Create	83,126
54 Parks	43030008	1 Park Technician	AFSCME	Create	64,048
55 Parks	43030008	1 Park Manager	AFSCME	Create	88,589
56 Parks	43030008	1 Sport Field Manager	16 BAPA	Create July 1, 2023	33,544
57 Personnel	13000001	1 Personnel Assistant	15 Admin	Upgrade from Keyboard Specialist 9 Admin	9,653
58 Personnel	13000001	4 Personnel Assistant	15 Admin	Upgrade from 13 Admin	15,021
59 Personnel	13000001	1 Personnel Associate	20 Admin	Upgrade from 18 Admin	5,298
60 Personnel	13000001	1 Senior Personnel Associate	22 Admin	Upgrade from 20 Admin	8,488
61 Personnel	13000001	1 Deputy Personnel Officer	D Admin	Upgrade from B Admin	8,253
62 Personnel	13000001	1 Personnel Clerk (Part Time)	9 Admin	Upgrade from 7 Admin	394
63 Planning	37000007	1 Senior Account Clerk	9 CSEA	Abolish	(46,542)
64 Planning	37000007	1 Principal Account Clerk	13 CSEA	Create	54,225
65 Planning	37000007	1 Senior Environmental Planner	21 CSEA	Abolish (unfunded since 2011)	-
66 Probation	21010003	1 Pre-Trial Investigator (Grant)	17 CSEA	Upgrade from 15 CSEA	2,364
67 Probation	21010003	2 Probation Assistant (1 Grant)	14 CSEA	Upgrade from 12 CSEA	9,894
68 Probation	21010003	26 Probation Officer	19 CSEA	Upgrade from 17 CSEA	134,377
69 Probation	21010003	2 Probation Officer Trainee	18 CSEA	Upgrade from 16 CSEA	12,070
70 Probation	21010003	6 Senior Probation Officer	21 CSEA	Upgrade from 19 CSEA	11,096
71 Probation	21010003	6 Probation Supervisor	23 BAPA	Upgrade from 21 BAPA	37,609
72 Probation	21010003	1 Probation Assistant	12 CSEA	Abolish	(41,314)
73 Probation	21010003	1 Probation Officer	17 CSEA	Abolish	(52,182)
74 Public Health	25020004	1 Public Health Educator	18 CSEA	Create	77,157
75 Public Health	25020004	1 HIV Program Representative	14 CSEA	Abolish	(56,503)
76 Public Health	25020004	0.4 Medical Director - Employee Health Services	NA	Abolish	(11,182)
77 Public Health	25020004	0.4 Public Health Nurse	20 CSEA	Abolish	(24,317)
78 Public Transportation	31010105	1 Senior Dispatcher	14 CSEA	Upgrade from 12 CSEA	1,311
79 Public Transportation	31010105	2 Dispatcher	12 CSEA	Upgrade from 10 CSEA	8,158
80 Public Transportation	31010105	1 Transit Route Clerk	11 CSEA	Upgrade from 9 CSEA	2,445
81 Public Transportation	31010105	3 Transit Supervisors	20 BAPA	Upgrade from 18 BAPA	11,459
82 Public Transportation	31010105	2 Transit Mechanic Supervisors	20 CSEA	Upgrade from 17 CSEA	1,378
83 Public Transportation	31010105	1 Dispatcher (Part Time)	12 CSEA	Create	31,716
84 Public Works-Admin	15010001	1 Public Works Office Assistant	AFSCME	Transfer from Highway	76,745
85 Public Works-Admin	15010001	1 Public Works Clerk	AFSCME	Transfer from Highway	54,130
86 Public Works-B&G Admin	15020101	1 Custodial Worker	7 CSEA	Create	46,679
87 Public Works-B&G Admin	15020101	1 Senior Maintenance Mechanic	AFSCME	Create	66,207
88 Public Works-Engineering	15030001	1 Engineer II	24 CSEA	Abolish	(119,004)
89 Public Works-Engineering	15030001	1 Engineer III	28 BAPA	Create	126,077
90 Purchasing	16000001	1 Buyer	14 CSEA	Abolish	(53,686)
91 Purchasing	16000001	1 Senior Buyer	15 BAPA	Create	58,918
92 Real Property	17000001	1 Senior Clerk	8 CSEA	Create	43,726
93 Risk Management	18010001	1 Benefits Specialist	16 Admin	Create	63,620
94 Road Machinery	30020105	1 Equipment Mechanic III	AFSCME	Create	85,670
95 Security	22000203	6 Security Supervisor	21 BAPA	Upgrade from 18 BAPA	22,648
96 Security	22000203	2 Senior Security Services Investigator	21 CSEA	Upgrade from 20 CSEA	3,280
97 Security	22000203	5 Security Services Investigator	20 CSEA	Upgrade from 17 CSEA	28,171
98 Security	22000203	2 Senior Security Officer II	18 CSEA	Create	140,441
99 Security	22000203	16 Security Officer II	16 CSEA	Upgrade from 12 CSEA	131,169
100 Security	22000203	2 Security Officer II	12 CSEA	Abolish	(109,901)
101 Security-Dog Shelter	22000103	1 Senior Kennel Person	13 CSEA	Upgrade from 9 CSEA	5,980
102 Security-Dog Shelter	22000103	1 Kennel Person	11 CSEA	Upgrade from 7 CSEA	6,611

2023 Adopted Personnel Changes

Department	Count	Title	Grade	Action	Amount
103 Sheriff	23020103	1 Secretary	13 CSEA	Upgrade from Keyboard Specialist 8 CSEA	9,220
104 Sheriff	23010003	5 Correction Officers	AFSCME	Abolish	(341,317)
105 Sheriff	23020303	1 Deputy Sheriff Lieutenant	BCSLEOA	Create	132,072
106 Sheriff	23020403	1 Community Relations Director	27 Admin	Create	111,231
107 Sheriff	23020403	1 Director of Community Engagement and Recruitment	26 Admin	Create	106,293
108 Sheriff	23020403	1 Secretary to the Sheriff (40 hours)	23 Admin	Change from 37.5 hours	4,985
109 Sheriff	23020403	1 Administrative Assistant to the Sheriff	25 Admin	Create	101,460
110 Sheriff	23020103	1 Chief Civil Deputy	28 Admin	Upgrade from 26 BAPA	12,427
111 Social Services	35050006	1 Case Aide	8 CSEA	Create	13,940
112 Social Services	35050006	2 Case Aide (Part Time)	8 CSEA	Create	14,978
113 Social Services	35030006	1 Senior Social Services Examiner	15 CSEA	Transferred from 35020006	-
114 Social Services	35030006	1 Social Services Examiner	13 CSEA	Transferred from 35060006	-
115 SWM	38040007	3 Landfill Clerk	AFSCME	Abolish	(190,791)
116 SWM	38040007	1 Landfill Clerk	AFSCME	Create	49,005
117 SWM	38040007	3 Public Works Office Assistant	AFSCME	Create	221,717
118 Veterans	36000006	1 Veterans Service Officer	16 CSEA	Upgrade from 11 CSEA	11,450
119 Veterans	36000006	1 Veterans Service Officer (Part Time)	16 CSEA	Upgrade from 11 CSEA	4,310
120 Willow Point Nursing Home	27010304	1 Senior Billing Specialist	13 CSEA	Unfund	(54,313)
121 Willow Point Nursing Home	27010304	1 Senior Account Clerk	9 CSEA	Unfund	(46,628)
122 Willow Point Nursing Home	27010304	1 Program Assistant	10 CSEA	Unfund	(38,903)
123 Willow Point Nursing Home	27010304	2 Senior Clerk	8 CSEA	Abolish	(89,936)
124 Willow Point Nursing Home	27010504	1 Senior Clerk	8 CSEA	Abolish	(44,968)
125 Willow Point Nursing Home	27030204	1 Custodial Worker	7 CSEA	Abolish	(43,647)
126 Willow Point Nursing Home	27030204	3 Custodial Worker (Part Time)	7 CSEA	Abolish	(55,107)
127 Willow Point Nursing Home	27060304	22 Certified Nursing Assistant	12 CSEA	Unfund	(1,217,471)
Total					516,439

Personnel Summary

Summary of Authorized Positions by Department
Full-time and Part-time

	2021		Current		2023 Requested		2023 Recommended		2023 Adopted	
	Full-time	Part-time	Full-time	Part-time	Full-time	Part-time	Full-time	Part-time	Full-time	Part-time
<u>General Fund</u>										
Legislature	5	15	5	15	5	15	5	15	5	15
County Executive	6	0	6	0	6	0	6	0	6	0
County Clerk	28	9	30	9	30	9	30	9	30	9
District Attorney	45	2	45	2	43	2	43	2	43	2
Audit and Control	9	1	10	0	9	0	9	0	9	0
Coroners	0	4	0	4	0	4	0	4	0	4
Elections	8	4	10	2	10	2	10	2	10	2
Office of Management and Budget	13	0	13	0	13	0	13	0	13	0
Information Technology	32	2	33	2	33	2	33	2	33	2
Law(County Attorney)	22	0	23	0	23	0	23	0	23	0
Personnel	10	1	10	1	10	1	10	1	10	1
Public Defender	21	0	21	0	21	0	21	0	21	0
Public Works(including Security)	94	0	93	0	97	0	97	0	97	0
Purchasing	4	0	4	0	4	0	4	0	4	0
Real Property Tax Services	10	0	10	0	11	0	11	0	11	0
Sheriff	262	5	262	5	262	5	262	5	262	5
Emergency Services	63	18	65	18	66	18	66	18	66	18
Probation	52	0	52	0	50	0	50	0	50	0
STOP DWI	2	0	2	0	2	0	2	0	2	0
Health	37	13	37	13	37	11	37	11	37	11
Mental Health	3	0	3	0	3	0	3	0	3	0
Office for the Aging	5	2	5	2	5	2	5	2	5	2
Social Services	292	1	292	1	293	3	293	3	293	3
Veterans Services	2	2	3	1	3	1	3	1	3	1
Planning and Economic Development	12	0	13	0	12	0	12	0	12	0
Parks, Recreation and Youth Services	20	0	20	0	25	2	25	2	25	2
General Fund Total	1,057	79	1,067	75	1,073	77	1,073	77	1,073	77

Summary of Authorized Positions by Department
Full-time and Part-time

	2021		Current		2023 Requested		2023 Recommended		2023 Adopted	
	Full-time	Part-time	Full-time	Part-time	Full-time	Part-time	Full-time	Part-time	Full-time	Part-time
<u>Enterprise Fund Type</u>										
Aviation	19	2	19	2	23	6	23	6	23	6
Public Transportation(Transit)	82	24	81	34	81	35	81	35	81	35
Solid Waste Management	23	0	25	0	26	0	26	0	26	0
Willow Point Nursing Home	277	93	257	79	253	76	253	76	253	76
Enterprise Fund Type Total	401	119	382	115	383	117	383	117	383	117
<u>Internal Service Fund Type</u>										
Central Food and Nutrition Services	0	0	0	0	0	0	0	0	0	0
Fleet Management	3	0	3	0	3	0	3	0	3	0
Risk & Insurance	6	0	6	0	7	0	7	0	7	0
Internal Services Fund Type Total	9	0	9	0	10	0	10	0	10	0
<u>Special Revenue Fund Type</u>										
Library	14	11	15	12	17	11	17	11	17	11
County Highway	69	0	69	0	68	0	68	0	68	0
Floyd L. Maines Veterans' Memorial Arena	5	2	5	2	6	2	6	2	6	2
Enjoie Golf Course	4	0	4	0	4	0	4	0	4	0
Special Revenue Fund Type Total	92	13	93	14	95	13	95	13	95	13
Total Positions - Full-time Part-time by Year	1,559	211	1,551	204	1,561	207	1,561	207	1,561	207
Total Positions by Year	<u>1,770</u>		<u>1,755</u>		<u>1,768</u>		<u>1,768</u>		<u>1,768</u>	

Financial Summaries

Broome County Government

Appropriation by Character

Report: BP060

Type: EXPENSE

Budget Yr: 2023

Character	Character Title	2021 Actuals	2022 Budget	2022 Actuals as of 11/17/2022	2023 Budget Requested	2023 Budget Recommended	2023 Budget Adopted
0000010	Personnel Service	77,829,409	90,489,191	67,813,249	94,904,534	95,733,570	95,882,105
0000020	Equipment and Capital Outlay	256,142	765,673	692,434	811,874	811,874	811,874
0000040	Contractual Expenditures	288,256,543	224,848,243	180,049,122	233,024,531	232,896,570	232,710,058
0000041	Chargeback Expenses	16,394,256	16,928,715	8,889,946	18,101,098	18,178,889	18,178,889
0000042	Depreciation	11,246,378	0	88,455	0	0	0
0000060	Principal on Indebtedness	8,900,009	14,953,513	13,208,547	15,920,928	15,920,928	15,920,928
0000070	Interest on Indebtedness	3,492,147	3,061,004	2,789,825	3,267,837	3,267,837	3,267,837
0000080	Employee Benefits	48,172,353	57,298,088	39,768,255	61,405,235	61,624,569	61,662,546
0000090	Transfers	18,298,691	16,949,494	16,714,344	21,532,384	21,599,075	21,599,075
Grand Totals		472,845,928	425,293,921	330,014,177	448,968,421	450,033,312	450,033,312

Broome County Government

Revenue by Character

Report: BP160

Type: REVENUE

Budget Yr: 2023

Character	Character Title	2021 Actuals	2022 Budget	2022 Actuals as of 11/17/2022	2023 Budget Requested	2023 Budget Recommended	2023 Budget Adopted
0000001	Tax Items	247,548,686	175,419,617	163,646,922	186,580,192	186,580,192	186,580,192
0000002	Departmental Income	116,173,875	125,562,322	96,399,029	133,169,097	133,246,888	133,246,888
0000003	Use of Money	409,219	640,192	541,854	622,894	622,894	622,894
0000004	Licenses and Permits	99,762	122,410	117,211	123,550	123,550	123,550
0000005	Fines and Forfeitures	321,170	645,625	537,562	889,957	889,957	889,957
0000006	Sale of Prop and Comp for Loss	396,227	104,700	265,641	167,350	167,350	167,350
0000007	Misc Interfund Revenues	41,616,706	29,048,486	26,371,965	30,919,153	31,040,033	31,040,033
0000008	State Aid	41,798,178	37,758,566	25,540,638	39,529,554	39,529,554	39,529,554
0000009	Federal Aid	72,574,993	54,878,057	34,814,673	54,806,167	54,806,167	54,806,167
Grand Totals		520,938,816	424,179,975	348,235,495	446,807,914	447,006,585	447,006,585

Broome County Government
 APPROPRIATION SUMMARY BY DEPARTMENT

Report ID: BCBP064
 Budget Yr: 2023

DEPARTMENT	DEPARTMENT TITLE	2021	2022	2022	2023	2023	2023
		ACTUALS	BUDGET	YTD ACTUALS AS OF 11/17/2022	BUDGET REQUESTED	BUDGET RECOMMENDED	BUDGET ADOPTED
01	Audit and Control	3,165,047	3,780,278	2,513,722	3,737,530	3,751,764	3,751,764
02	Central Foods	4,504,057	5,358,327	3,533,538	5,069,611	5,069,611	5,069,611
03	Coroners	792,573	654,629	668,320	757,435	757,435	757,435
04	County Clerk	2,236,762	2,707,061	1,607,492	2,774,325	2,803,560	2,803,560
05	County Executive	650,450	768,818	608,357	814,707	865,221	865,221
06	District Attorney	4,896,948	5,679,245	3,797,567	5,768,665	5,994,687	5,994,687
07	Elections	1,384,541	1,683,551	1,229,763	2,032,271	2,050,710	2,050,710
09	Fleet Management	1,024,106	1,176,475	824,502	1,640,118	1,640,118	1,640,118
10	Information Technology	7,633,676	8,757,564	6,745,945	9,137,174	9,156,431	9,156,431
11	Law	2,416,965	2,704,652	2,007,143	2,812,990	2,982,951	2,982,951
12	Legislative	880,960	1,000,771	768,666	1,039,325	1,060,985	1,060,985
13	Personnel	827,821	932,164	659,616	1,013,557	1,063,416	1,063,416
14	Public Defender	1,885,255	2,163,275	1,408,854	2,168,735	2,292,024	2,292,024
15	Public Works	7,448,738	8,130,824	5,954,138	8,907,648	8,918,949	8,918,949
16	Purchasing	290,889	354,932	280,483	388,210	406,682	406,682
17	Real Property Tax Services	937,562	1,074,618	774,728	1,161,813	1,186,698	1,186,698
18	Risk and Insurance	59,733,839	66,190,864	51,740,244	67,649,694	67,684,095	67,684,095
20	Emergency Services	6,211,115	9,664,575	7,168,167	11,235,197	11,017,081	11,017,081
21	Probation	3,692,842	4,547,636	2,779,789	4,843,547	4,818,976	4,818,976
22	Security	3,652,882	4,041,783	3,180,937	4,511,123	4,520,878	4,520,878
23	Sheriff	31,888,236	40,333,658	32,064,043	44,286,470	44,297,927	44,297,927
24	STOP DWI	196,618	194,750	73,283	149,882	149,882	149,882
25	Health	15,591,878	15,901,333	9,404,370	16,557,979	16,589,127	16,589,127
26	Mental Health	982,385	1,168,562	699,389	1,045,531	1,052,413	1,052,413
27	Willow Point	32,800,046	32,684,752	22,034,398	32,316,569	32,340,647	32,340,647
28	Aviation	7,555,187	3,629,586	2,653,102	5,278,363	5,298,853	5,298,853
29	Highway	12,800,551	11,596,705	10,600,239	11,911,481	11,911,481	11,911,481
30	Road Machinery	2,871,056	2,791,041	2,596,075	3,344,595	3,344,595	3,344,595
31	Public Transportation	14,905,219	12,561,111	9,702,020	13,938,373	13,960,079	13,960,079
33	Employment & Training	200,316	0	0	0	0	0
34	Office for Aging	1,838,291	1,906,388	1,604,858	2,199,813	2,216,889	2,216,889
35	Social Services	118,922,096	118,403,419	91,947,921	119,068,312	118,746,177	118,746,177
36	Veterans Services	450,069	612,308	383,958	587,428	592,497	592,497
37	Planning and Econ Development	873,057	1,124,084	774,092	1,196,594	1,196,594	1,196,594
38	Solid Waste Management	14,183,064	11,574,589	6,733,453	12,949,859	12,949,859	12,949,859
39	Arena	1,715,325	1,831,489	1,372,245	2,392,821	2,397,792	2,397,792
40	County Library	2,199,908	2,331,166	1,675,295	2,428,409	2,438,574	2,438,574
41	En Joie Golf Course	1,079,286	1,201,199	1,013,313	1,261,227	1,261,227	1,261,227
42	Forum	134,675	158,170	123,687	160,037	160,037	160,037
43	Parks and Recreation	2,803,617	3,252,723	2,319,635	3,818,278	3,825,088	3,825,088
45	Office of Management & Budget	62,209,953	1,208,127	875,004	1,301,337	1,331,240	1,331,240
90	Special Objects	9,317,682	5,904,925	9,652,428	8,682,270	9,243,612	9,243,612
91	Debt Service (General Fund)	6,218,260	7,993,732	7,901,336	8,105,458	8,105,458	8,105,458
92	Interfund Transfers	16,842,125	15,558,062	15,558,062	18,523,660	18,580,992	18,580,992
		472,845,928	425,293,921	330,014,177	448,968,421	450,033,312	450,033,312

Report ID: BCBP164
 Budget Yr: 2023

Broome County Government
 REVENUE SUMMARY BY DEPARTMENT

DEPARTMENT	DEPARTMENT TITLE	2021	2022	2022	2023	2023	2023
		ACTUALS	BUDGET	YTD ACTUALS AS OF 11/17/2022	BUDGET REQUESTED	BUDGET RECOMMENDED	BUDGET ADOPTED
01	Audit and Control	48,182	59,500	44,948	59,500	59,500	59,500
02	Central Foods	5,748,340	5,358,327	3,451,377	5,069,611	5,069,611	5,069,611
03	Coroners	9,329	0	0	0	0	0
04	County Clerk	4,255,025	3,929,079	2,666,030	3,961,869	3,961,869	3,961,869
05	County Executive	3,143,503	1,421,183	0	1,356,839	1,356,839	1,356,839
06	District Attorney	2,702,810	1,758,103	1,640,968	1,811,575	1,811,575	1,811,575
07	Elections	686,457	535,000	536,145	535,000	535,000	535,000
09	Fleet Management	1,225,683	1,176,475	909,795	1,640,118	1,640,118	1,640,118
10	Information Technology	3,000,783	3,294,814	1,753,320	4,115,698	4,115,698	4,115,698
11	Law	1,426,084	1,712,449	1,076,225	1,780,399	1,858,190	1,858,190
12	Legislative	387	350	521	400	400	400
13	Personnel	116,928	106,087	8,958	118,637	118,637	118,637
14	Public Defender	37,704	25,077	83,132	11,850	11,850	11,850
15	Public Works	995,917	1,199,800	872,075	1,230,370	1,230,370	1,230,370
16	Purchasing	5,909	5,450	-49	5,450	5,450	5,450
17	Real Property Tax Services	4,370,423	2,099,000	2,125,931	2,179,000	2,179,000	2,179,000
18	Risk and Insurance	62,022,246	64,689,516	48,435,326	67,122,967	67,157,368	67,157,368
20	Emergency Services	3,831,409	4,261,450	3,254,081	4,689,411	4,689,411	4,689,411
21	Probation	716,294	793,169	432,842	791,532	791,532	791,532
22	Security	2,657,170	3,099,302	1,505,275	3,257,980	3,257,980	3,257,980
23	Sheriff	3,684,641	1,232,727	1,814,763	1,414,410	1,414,410	1,414,410
24	STOP DWI	184,365	194,750	73,813	149,882	149,882	149,882
25	Health	9,963,002	7,766,535	5,692,479	8,429,539	8,429,539	8,429,539
26	Mental Health	325,560	329,275	223,236	309,808	309,808	309,808
27	Willow Point	31,056,268	33,002,732	21,139,349	32,316,569	32,340,647	32,340,647
28	Aviation	5,480,338	3,629,586	3,116,924	5,278,363	5,298,853	5,298,853
29	Highway	11,644,535	11,596,705	8,545,158	11,911,481	11,911,481	11,911,481
30	Road Machinery	3,086,259	2,791,041	2,760,929	3,344,595	3,344,595	3,344,595
31	Public Transportation	21,133,480	12,561,111	10,414,253	13,938,373	13,960,079	13,960,079
33	Employment & Training	227,156	0	471,894	0	0	0
34	Office for Aging	2,025,098	1,279,526	1,823,028	1,277,590	1,277,590	1,277,590
35	Social Services	65,694,129	56,318,466	41,878,016	57,413,901	57,375,152	57,375,152
36	Veterans Services	773,305	612,308	818,953	587,428	592,497	592,497
37	Planning and Econ Development	41,024	77,500	77,408	78,500	78,500	78,500
38	Solid Waste Management	12,898,745	11,574,589	9,488,673	12,949,859	12,949,859	12,949,859
39	Arena	1,965,901	1,831,489	1,720,926	2,392,821	2,397,792	2,397,792
40	County Library	2,246,357	2,331,166	1,893,247	2,428,409	2,438,574	2,438,574
41	En Joie Golf Course	1,249,358	1,270,621	1,153,867	1,261,227	1,261,227	1,261,227
42	Forum	63,215	158,170	126,655	160,037	160,037	160,037
43	Parks and Recreation	529,162	484,912	230,046	499,052	499,052	499,052
45	Office of Management & Budget	247,133,091	176,580,617	163,093,665	187,718,192	187,718,192	187,718,192
90	Special Objects	1,846,460	2,078,000	1,889,693	2,330,000	2,368,749	2,368,749
91	Debt Service (General Fund)	677,368	954,018	961,272	879,672	879,672	879,672
92	Interfund Transfers	9,416	0	30,348	0	0	0
		520,938,816	424,179,975	348,235,495	446,807,914	447,006,585	447,006,585

Broome County Government

Appropriation by Subfund

Report: BP042 Type: EXPENSE

Budget Yr : 2023

Subfund	Subfund Title	2021 Actuals	2022 Budget	2022 Actuals as of 11/17/2022	2023 Requested	2023 Recommended	2023 Adopted
1010	General Operating	317,273,968	272,366,617	215,535,753	288,787,301	289,736,381	289,736,381
2010	Aviation Operating	7,555,187	3,629,586	2,653,102	5,278,363	5,298,853	5,298,853
2020	SWM Operating	14,183,064	11,574,589	6,733,453	12,949,859	12,949,859	12,949,859
2040	Transit Operating	14,905,219	12,561,111	9,702,020	13,938,373	13,960,079	13,960,079
2050	WPNH Operating	32,800,046	32,684,752	22,034,398	32,316,569	32,340,647	32,340,647
2060	Central Kitchen Operating	4,504,057	5,358,327	3,533,538	5,069,611	5,069,611	5,069,611
2070	Fleet Operating	1,024,106	1,176,475	824,502	1,640,118	1,640,118	1,640,118
2080	Health Insurance Operating	54,973,709	58,795,285	47,880,694	60,034,817	60,034,817	60,034,817
2090	Self Insurance Operating	1,875,594	3,335,321	1,822,687	3,557,213	3,591,614	3,591,614
2100	Workers Comp Operating	2,884,536	4,060,258	2,036,863	4,057,664	4,057,664	4,057,664
3110	Arena Operating	1,715,325	1,831,489	1,372,245	2,392,821	2,397,792	2,397,792
3120	County Road Operating	12,800,551	11,596,705	10,600,239	11,911,481	11,911,481	11,911,481
3130	Employment & Training Operatin	200,316	0	0	0	0	0
3140	EnJoie Operating	1,079,286	1,201,199	1,013,313	1,261,227	1,261,227	1,261,227
3150	Library Operating	2,199,908	2,331,166	1,675,295	2,428,409	2,438,574	2,438,574
3160	Road Machinery Operating	2,871,056	2,791,041	2,596,075	3,344,595	3,344,595	3,344,595
Grand Totals		472,845,928	425,293,921	330,014,177	448,968,421	450,033,312	450,033,312

Broome County Government

Revenue by Subfund

Report: BP142 Type: REVENUE

Budget Yr : 2023

Subfund	Subfund Title	2021 Actuals	2022 Budget	2022 Actuals as of 11/17/2022	2023 Requested	2023 Recommended	2023 Adopted
1010	General Operating	360,954,150	272,366,617	234,733,751	287,153,521	287,236,381	287,236,381
2010	Aviation Operating	5,480,338	3,629,586	3,116,950	5,278,363	5,298,853	5,298,853
2020	SWM Operating	12,898,745	11,574,589	9,488,673	12,949,859	12,949,859	12,949,859
2040	Transit Operating	21,133,480	12,561,111	10,414,253	13,938,373	13,960,079	13,960,079
2050	WPNH Operating	31,056,268	33,002,732	21,139,349	32,316,569	32,340,647	32,340,647
2060	Central Kitchen Operating	5,748,340	5,358,327	3,451,377	5,069,611	5,069,611	5,069,611
2070	Fleet Operating	1,225,683	1,176,475	909,795	1,640,118	1,640,118	1,640,118
2080	Health Insurance Operating	55,906,852	57,293,937	43,051,403	59,508,090	59,508,090	59,508,090
2090	Self Insurance Operating	2,070,610	3,335,321	2,198,959	3,557,213	3,591,614	3,591,614
2100	Workers Comp Operating	4,044,692	4,060,258	3,184,748	4,057,664	4,057,664	4,057,664
2110	Unemployment Insurance Oper.	92	0	216	0	0	0
3110	Arena Operating	1,965,901	1,831,489	1,720,926	2,392,821	2,397,792	2,397,792
3120	County Road Operating	11,644,535	11,596,705	8,545,158	11,911,481	11,911,481	11,911,481
3130	Employment & Training Operatin	227,156	0	471,894	0	0	0
3140	EnJoie Operating	1,249,358	1,270,621	1,153,867	1,261,227	1,261,227	1,261,227
3150	Library Operating	2,246,357	2,331,166	1,893,247	2,428,409	2,438,574	2,438,574
3160	Road Machinery Operating	3,086,259	2,791,041	2,760,929	3,344,595	3,344,595	3,344,595
Grand Totals		520,938,816	424,179,975	348,235,495	446,807,914	447,006,585	447,006,585

Report ID: BCBP070
Budget Yr: 2023

Broome County Government
APPROPRIATION SUMMARY BY FUNCTION

FUNCTION	FUNCTION TITLE	2021 ACTUALS	2022 BUDGET	2022 YTD ACTUALS AS OF 11/17/2022	2023 BUDGET REQUESTED	2023 BUDGET RECOMMENDED	2023 BUDGET ADOPTED
00000001	General Government Function	162,757,610	114,230,413	85,817,115	118,085,026	119,031,857	119,031,857
00000002	Education Function	16,040,689	18,509,328	14,378,683	19,506,912	19,506,912	19,506,912
00000003	Public Safety Function	45,644,763	58,792,402	45,273,679	65,036,219	64,814,744	64,814,744
00000004	Health Function	41,116,459	39,502,704	26,212,670	38,994,626	39,056,734	39,056,734
00000005	Transportation Function	38,132,013	30,578,443	25,551,436	34,472,812	34,515,008	34,515,008
00000006	Economic Assistance and Opp	122,385,889	122,246,925	94,845,591	123,179,640	122,884,251	122,884,251
00000007	Home and Community Svcs	15,056,121	12,698,673	7,507,545	14,146,453	14,146,453	14,146,453
00000008	Culture and Community Services	8,319,613	9,161,549	6,800,279	10,447,574	10,469,520	10,469,520
00000099	Unallocated Function	23,392,771	19,573,484	23,627,179	25,099,159	25,607,833	25,607,833
		472,845,928	425,293,921	330,014,177	448,968,421	450,033,312	450,033,312

Report ID: BCBP170
 Budget Yr: 2023

Broome County Government
 REVENUE SUMMARY BY FUNCTION

FUNCTION	FUNCTION TITLE	2021 ACTUALS	2022 BUDGET	2022 YTD ACTUALS AS OF 11/17/2022	2023 BUDGET REQUESTED	2023 BUDGET RECOMMENDED	2023 BUDGET ADOPTED
00000001	General Government Function	336,892,822	263,904,327	226,668,473	278,670,975	278,783,167	278,783,167
00000002	Education Function	5,725,878	5,669,584	4,224,751	5,922,681	5,922,681	5,922,681
00000003	Public Safety Function	11,073,879	9,581,398	7,080,774	10,303,215	10,303,215	10,303,215
00000004	Health Function	35,618,952	35,428,958	22,830,313	35,133,235	35,157,313	35,157,313
00000005	Transportation Function	41,344,612	30,578,443	24,837,264	34,472,812	34,515,008	34,515,008
00000006	Economic Assistance and Opp	69,868,412	59,419,800	46,071,615	60,490,419	60,456,739	60,456,739
00000007	Home and Community Svcs	12,939,769	11,652,089	9,566,081	13,028,359	13,028,359	13,028,359
00000008	Culture and Community Services	6,053,993	6,076,358	5,124,741	6,741,546	6,756,682	6,756,682
00000099	Unallocated Function	1,420,499	1,869,018	1,831,483	2,044,672	2,083,421	2,083,421
		520,938,816	424,179,975	348,235,495	446,807,914	447,006,585	447,006,585

Historical Tax Levies and Rates

Historical Tax Levies and Rates

Year	County Tax Levy	Full Assessed Value	Full Value Tax Rate	County Taxable Assessed Value	Taxable Assessed Tax Rate
2014	69,110,223	9,386,690,111	7.36258	5,581,341,663	12.38237
2015	70,833,114	9,527,423,490	7.43466	5,639,939,495	12.55920
2016	72,164,775	9,762,207,432	7.39226	5,654,743,735	12.76181
2017	72,617,173	9,612,985,607	7.55407	5,684,578,950	12.77442
2018	73,705,567	9,714,729,107	7.58699	5,710,293,144	12.90749
2019	73,262,512	9,795,230,773	7.47941	5,729,813,904	12.78619
2020	72,518,797	10,026,875,619	7.23244	5,741,106,482	12.63150
2021	72,443,159	10,284,037,478	7.04423	5,766,848,559	12.56200
2022	72,353,049	10,496,855,947	6.89283	5,895,313,107	12.27298
2023	72,280,695	11,577,814,886	6.24303	6,032,450,219	11.98198

Property Tax Levy by Municipality

Broome County
2023 Adopted Tax Levy By Municipality

Municipality	2022 Equalization Rate	County Taxable Assessed Adjusted Distributed	2023 Full Assessed Value	Full Assessed Value (as %)	County Property Tax Levy	County Taxable Assessed Value	2023 Property Tax Rate (per \$1000 of assessment)
Binghamton (City)	67.5	1,203,807,443	1,783,418,434	15.403757%	11,133,942	1,203,785,293	9.249110
Barker	85.52	145,078,053	169,642,251	1.465235%	1,059,082	145,077,003	7.300140
Binghamton	59	220,896,001	374,400,002	3.233771%	2,337,392	220,890,101	10.581697
Chenango	55.5	488,113,826	879,484,371	7.596290%	5,490,651	488,104,326	11.248929
Colesville	6.9	20,414,197	295,857,928	2.555387%	1,847,051	20,387,497	90.597251
Conklin	57.25	189,502,456	331,008,657	2.858991%	2,066,498	189,499,456	10.905036
Dickinson	64	157,631,498	246,299,216	2.127338%	1,537,654	157,628,998	9.754896
Fenton	56.3	200,555,356	356,226,210	3.076800%	2,223,932	200,549,356	11.089203
Kirkwood	60.5	289,443,925	478,419,711	4.132211%	2,986,791	289,443,105	10.319094
Lisle	89.6	107,349,319	119,809,508	1.034820%	747,975	107,349,319	6.967672
Maine	53	162,223,241	306,081,587	2.643690%	1,910,878	162,210,491	11.780236
Nanticoke	47.2	41,456,126	87,830,775	0.758613%	548,331	41,456,126	13.226768
Sanford	52	169,339,592	325,653,062	2.812733%	2,033,063	169,333,192	12.006289
Triangle	87.5	136,498,078	155,997,803	1.347386%	973,900	136,496,578	7.134975
Union	3.61	111,482,792	3,088,165,983	26.673133%	19,279,526	111,261,002	173.281974
Vestal	100	2,114,848,625	2,114,848,625	18.266388%	13,203,072	2,114,829,125	6.243092
Windsor	59	274,155,751	464,670,764	4.013458%	2,900,956	274,149,251	10.581665
2023 Totals		6,032,796,279	11,577,814,886	100.000000%	72,280,695	6,032,450,219	11.981980
2023 County Property Tax Levy		72,280,695					

Property Tax Exemption Summary

Broome County Property Tax Exemption Summary
Equalized Total Assessed Value
2022

Exemption		Total Equalized Value of Exemptions	Payment in Lieu of Taxes	Exemption		Total Equalized Value of Exemptions	Payment in Lieu of Taxes
Code	Exemption Name			Code	Exemption Name		
12100	NYS-Generally	1,004,546,196		41101	Vets Ex based on eligible funds	9,000,874	
13100	County-Generally	213,284,391		41121	Alt Vet ex -War period non-combat	37,709,730	
13350	City-Generally	79,064,622		41122	Alt Vet Ex-War Period Non-Combat	534,420	
13440	City Outside-Limits - Sewer or Water	87,445,600		41131	Alt Vet Ex-War Period Non-Combat	41,467,923	
13500	Town-Generally	62,704,408		41132	Alt Vet Ex-War Period Combat	851,698	
13510	Town-Cemetery Land	160,284		41141	Alt Vet Ex-War Period-Disability	26,493,096	
13650	Village-Generally	59,648,853		41142	Alt Vet Ex-War Period-Disability	68,725	
13740	Village Outside Limits- Sewer or Water	1,348,331		41151	Cold War Veterans(10%)	589,467	
13800	School District	584,127,328		41152	Cold War Veterans(10%)	491,324	
13850	BOCES	20,480,156		41171	Cold War Veterans(Disabled)	200,021	
13870	Spec Dist used for Purposes Estab	40,707,644		41172	Cold War Veterans(Disabled)	176,726	
13890	Public Authority - Local	2,447,926		41300	Paraplegic Vets	1,411,593	
14100	USA-Generally	1,748,835		41400	Clergy	867,678	
14110	USA-Specified Uses	23,991,846		41700	Agricultural Building	2,809,667	
17650	Facilities Development Corp	769,100		41720	Agricultural District	36,411,948	
18020	Municipal Industrial Dev Agency	457,959,953	1,381,000	41730	Agric Land-Indiv Not in Ag District	4,036,011	
18060	Urban Ren Owner -Mun Urb Ren Agency	7,200,296		41800	Persons Age 65 or Over	34,920,672	
18080	Mun Hsg Auth-Federal/Mun Aided	26,942,370		41801	Persons Age 65 or Over	10,970,148	
21600	Res of Clergy-Relig Corp Owner	8,473,638		41802	Persons Age 65 or Over	58,567,793	
25110	NonProfit Corp-Relig(Const Prot)	350,101,092		41805	Persons Age 65 or Over	7,454,905	
25120	NonProfit Corp-Educl(Const Prot)	31,208,888		41822	Living Quarters for Parents and Grand	101,599	
25130	NonProfit Corp-Char(Const Prot)	132,394,811		41930	Disabilities and Limited Incomes	1,985,200	
25210	NonProfit Corp-Hospital	260,497,033		41931	Disabilities and Limited Incomes	1,229,457	
25220	NonProfit Corp-Cemetery	6,656		41932	Disabilities and Limited Incomes	6,329,243	
25230	NonProfit Corp-Moral/Mental Imp	16,862,117		41935	Disabilities and Limited Incomes	444,690	
25300	NonProfit Corp-Specified Uses	153,183,406		42100	Silos Manure Storage Tanks	42,373	
25400	Fraternal Organization	505,683		42120	Temporary Greenhouses	231,401	
25600	Non Profit Health Maintenance Org	5,913,709		44210	Home Improvements	407,008	
25900	System Code	372,467		47460	Forest Land Certified After 8/74	9,430,419	
26050	Agricultural Society	13,564,672		47900	Fair Pollution Control Facility	2,354,571	
26100	Veterans Organization	7,311,937		49500	Solar or Wind Energy System	468,586	
26250	Historical Society	247,543		49505	Solar or Wind Energy System	47,948	
26400	Inc Volunteer Fire Co or Dept	23,886,728		50000	System Code	27,274,787	
27200	Railroad Wholly Exempt	725					
27350	Privately Owned Cemetery Land	28,457,853					
28550	Not for Profit Hous-Co-Sr Cits Ctr	2,711,328					
29150	Opera House	1,283,098					
29300	Hosp Corp for Benefit of City	92,577,114					
32252	NYS Owned Reforestation Land	8,521,306					
32301	NYS Land Taxable for School Only	847,934					
41001	Veterans Exemption Incr/Decr in	6,063,341					
					Total Exemptions Exclusive of System Exemptions:	4,117,678,132	
					Total System Exemptions:	27,274,787	
					Total:	4,144,952,919	

Values have been equalized using the uniform percentage of value.

The exempt amounts do not take into consideration, payments in lieu of taxes or other payments for municipal services

Consolidated County Fees

2023 Visions Veterans' Memorial Arena

<u>Facilities Rental Fees</u>	<u>January - May</u>	<u>June - September</u>	<u>October - December</u>	<u>Ticketed Events (concert) One Day Event Attendance Rental Fees*</u>
Flat Daily Rate	\$ 3,500	\$ 3,000	\$ 3,500	\$ 0 - 3,500 4,000
Move-in/ Rehearsal	2,000	1,500	2,000	3,501 - 4,000 5,000
Concourse/Floor only	1,700	1,500	1,700	4,001 - 4,500 6,000
Multi-day Rate				4,501 + 7,000
Monday - Thursday				*Plus expenses
Day 1	2,500	2,000	2,500	
Day 2	2,000	1,500	2,000	
Day 3 + (add'l per day)	1,500	1,000	1,500	
Friday - Sunday				
Day 1	3,500	2,500	3,500	
Day 2	3,000	2,000	3,000	
Day 3 + (add'l per day)	2,500	1,500	2,500	

Video System Fees

Audio	Hourly	\$ 35
Camera Operator	Hourly	35
Director	Hourly	35
Graphics Coordinator	Hourly	35
Instant Replay Operator	Hourly	35
Producer	Hourly	35
Record Fee	(2 Copies)	50
Additional copies	each	10

User Fees

Basketball Court Rental	Hourly	\$ 150
Exhibitor Electrical Drops	Day per Drop	35
Forklift	Daily	150
Head Usher	Hourly	21
Ice Time Rental	Hourly	215
Internet	Flat Fee	125
Legal Fee	Flat Fee	100
Legal Notice		Press & Sun Rate
Pipe and Drape	Per linear foot	3
Pyrotechnics Permit	per show	City Clerk Rate
Spotlights	each	125
Street Permit	1st Day	30
	2+ (Daily)	15
Tables	each	5
Telephone	per line	50
Ushers	Hourly	18

Box Office Fees

Usage (per seller)	\$ 850
Day of show (per seller)	125
Ticket Master charges (per ticket)	
Box Office	0.08
Remotes*	0.15
Phone*	3.25%
Box Office Window (plus expenses)	4%
Group Sales (gross sales + expenses)	10%
*subject to inter-bank rate changes	

Public Safety Fees

Uniformed Police Officer (hourly)	\$ 35
Medical/Ambulance Personnel (hourly)	250
Ununiformed Security Officer (hourly)	25
Ununiformed Security Officer Supervisor (hourly)	30

Concessions

Food Consultants Inc.
American Food & Vending
Local I.A.T.S.E. #54
Building setups
Show move-in/move-out
Show setup
Performances

2023 Broome County Forum Theatre

Facilities Rental Fees

Move-in/ Rehearsal	
Up to 5 Hours	\$ 250
5+ Hours (per hour)	75
Multi-day Rate	
Monday - Thursday	
Day 1	1,500
Day 2	1,000
Day 3 + (additional per day)	700
Friday - Sunday	
Day 1	1,500
Day 2	1,300
Day 3 + (additional per day)	1,000
Two Shows in one day	700

Non-Profit Facility Rental Fees

Day 1	\$ 1,000
Day 2	500

Concessions

Food Consultants Inc.
American Food & Vending
Local I.A.T.S.E. #54
Building setups
Show move-in/move-out
Show setup
Performances

Box Office Fees

Usage	per seller	\$ 300
Day of show	per seller	125
Ticket Master charges	per ticket	
Box Office		0.08
Remotes*		0.15
Telephone*		3.25%
Box Office Window (plus expenses)		4%
*subject to inter-bank rate changes		

Public Safety Fees

Uniformed Police Officer (hourly)	hourly	\$ 35
Non-uniformed Security Officer (hourly)	hourly	25
Non-uniformed Security Officer Supervisor (hourly)	hourly	30

User Fees

Event Staff Supervisor	Hourly	21
Internet	flat fee	125
Forklift	daily	150
Legal Fee	flat fee	100
Legal Notice		Press & Sun Rate
Parking Permit	1st Day	30
	2+ Day	15
Pipe and Drape	per linear foot	3
Pyrotechnic Permit		City Clerk Rate
Spotlights	each per show	125
Tables	each, per event	5
Telephone	per line	50
Event Staff	Hourly	18

Five or more performances will have the fee for second show of day waived

2023 Parks and Recreation Fees

<u>Camping (Greenwood Park)</u>		<u>Fees</u>		
All campsite electric	\$	28		
Reservation fee (one time per site/per stay)		5		
Seasonal rate (Memorial Day-Labor Day), limit five sites/season *		1,800		
*Rate defined as residency/reservations for 75 days or more				
 <u>Shelters</u>		 <u>Fees</u>		
Weekdays	\$	30		
Weekends and Holidays		100		
Reservation fee		5		
 <u>Boat Rentals</u>		 <u>Deposit**</u>	 <u>Hourly Rate</u>	 <u>Daily Rate</u>
Canoes, Rowboats	\$	20	\$ 5	\$ 20
Paddleboats, Kayaks		20	8	n/a
Sailboats		20	8	30
Senior Citizen (60+ yrs) and Veteran discount rowboats		5	3	10
**Does not include damages				
 <u>Cross Country Skiing</u>		 <u>Fees</u>		
Rental per hour (skis and snowshoes)	\$	10		
Trail fee per day (non-renters)		10		
Season pass		40		
 <u>Ground Rentals</u>		 <u>Daily</u>		
Softball, Baseball or Soccer	\$	15		
Volleyball		15		
 <u>Otsiningo Stage Rental</u>		 <u>Daily</u>		
	\$	100		
 <u>Food Vendor Permit</u>		 <u>Daily</u>		
	\$	25		
 <u>Broome County Softball Complex</u>		 <u>Fees</u>		
School districts seasonal (March-June)	\$	2,500		
Rentals (hourly, two hour minimum)		75		
Full-day, single field rental		750		

En-Joie Golf Fees
2023

		Before March 15	After March 15
<u>Membership</u>			
Adult Membership	Monday - Friday Only	\$ 1,450	\$ 1,550
Adult Membership	Anyday	1,800	1,900
Husband and Wife	Monday - Friday Only	2,200	2,300
Husband and Wife	Anyday	2,700	2,800
Seniors – over 62	Monday - Friday Only	1,250	1,450
Seniors – over 62	Anyday	1,550	1,800
Seniors: Husband/Wife over 62	Monday - Friday Only	2,050	2,150
Seniors: Husband/Wife over 62	Anyday	2,550	2,650
Intermediate (19-24)	Monday - Friday Only	1,100	1,200
Intermediate (19-24)	Anyday	1,400	1,500
Junior (under 18)	Monday - Friday Only	500	550
Junior (under 18)	Anyday	650	700

<u>Daily Fees</u>	Adult	Senior	Junior*
Monday thru Thursday	\$ 40	\$ 37	\$ 27
Monday thru Thursday with cart	55	52	42
Monday-Thursday after 3:00 pm	45	45	42
Friday with cart	65	62	50
Friday after 3:00 pm	50	50	50
Sat, Sun & Holiday with cart	75	75	60
Sat, Sun & Holidays after 3:00 pm	55	55	50
*Drivers License Required			

<u>Miscellaneous</u>		<u>Frequent Play Cards 8 (eight) rounds</u>	
Cart per person – daily	\$ 15	Weekdays cart not included	\$ 285
Club Storage	50	Adult or Seniors- Weekends	525
Locker Fee	50	Seniors - Weekdays cart not included	260
Handicapped System	40		
Tee Time may be made seven (7) days in advance.			

Riding carts mandatory Friday, Saturday, Sunday and Holidays until 12:00 pm. (noon)
from mid-May until mid - September

Pre-paid discount Cart Cards will be made available to Members at a reduced rate!
9 hole rates available

2023 Office of Management and Budget
Town and County Unpaid Taxes

Property Taxes-Town and County

Interest	monthly		1% February 1 and later
Handling Charge	each unpaid tax parcel	\$	1 April
Late Charge	amount of unpaid tax		5% April
Advertising Fee	each tax parcel published as unpaid	\$	7 August
Title Search Fee	each tax parcel researched for foreclosure	\$	150 November
Redemption Fee	each parcel filed as in the foreclosure action	\$	1 November

Property Taxes-Town and County-School Tax Relevy

Relevy Fee	amount of original tax and school district late fee		7%
------------	---	--	----

Property Taxes-Town and County-Village Tax Relevy

Relevy Fee	amount of original tax and school district late fee		7%
Handling Charge	each unpaid tax parcel	\$	1

Tax Search Certificates

\$	20
----	----

Insufficient Funds Fee

\$	20
----	----

2023 Department of Motor Vehicles Fees

			Registration Fees (2 Years)							
			Passenger Vehicles				Commercial Vehicles			
Civil Penalty (insurance lapse) Fees*		Weight (lbs.)	Fee	Weight (lbs.)	Fee	Weight (lbs.)	Fee	Weight (lbs.)	Fee	
First 30 days	\$8 per day	0000 - 1650	\$ 26.00	4351 - 4450	\$ 78.50	000 - 500	\$ 7.00	9,001 - 9,500	\$ 137.00	
31 - 60 days	\$10/day + \$240	1651 - 1750	27.50	4451 - 4550	81.00	501 - 1,000	14.50	9,501 - 10,000	144.00	
61 - 90 days	\$12/day + \$540	1751 - 1850	29.00	4551 - 4650	83.50	1,001 - 1,500	21.50	10,001 - 10,500	151.00	
		1851 - 1950	31.00	4651 - 4750	85.50	1,501 - 2,000	29.00	10,501 - 11,000	158.50	
<u>License, Permit, or ID Fees*</u>		1951 - 2050	32.50	4751 - 4850	88.00	2,001 - 2,500	36.00	11,001 - 11,500	165.50	
Original Licenses/Permits Fees*	\$ 64.25/120	2051 - 2150	34.00	4851 - 4950	90.50	2,501 - 3,000	43.00	11,501 - 12,000	173.00	
License Renewal		2151 - 2250	35.50	4951 - 5050	93.00	3,001 - 3,500	50.50	12,001 - 12,500	180.00	
CDL**	164.50	2251 - 2350	37.50	5051 - 5150	95.50	3,501 - 4,000	57.50	12,501 - 13,000	187.00	
Class D, DJ **	64.50/80.50	2351 - 2450	39.00	5151 - 5250	98.00	4,001 - 4,500	65.00	13,001 - 13,500	194.50	
Class A, B or C**	164.50/180.50	2451 - 2550	40.50	5251 - 5350	100.50	4,501 - 5,000	72.00	13,501 - 14,000	201.50	
Class E**	112.50/128.50	2551 - 2650	42.00	5351 - 5450	102.50	5,001 - 5,500	79.00	14,001 - 14,500	209.00	
Class EM	120.50	2651 - 2750	43.50	5451 - 5550	105.00	5,501 - 6,000	86.50	14,501 - 15,000	216.00	
Class M, MJ, DM or DJMJ*	72.50/88.50	2751 - 2850	45.50	5551 - 5650	107.50	6,001 - 6,500	93.50	15,001 - 15,500	223.00	
Non Driver ID		2851 - 2950	47.00	5651 - 5750	110.00	6,501 - 7,000	101.00	15,501 - 16,000	230.50	
4 year/8 year	9/13	2951 - 3050	48.50	5751 - 5850	112.50	7,001 - 7,500	108.00	16,001 - 16,500	237.50	
10 yr-62 or older or SSI Recip.	6.50	3051 - 3150	50.00	5851 - 5950	115.00	7,501 - 8,000	115.00	16,501 - 17,000	245.00	
<u>Other</u>		3151 - 3250	52.00	5951 - 6050	117.00	8,001 - 8,500	122.50	17,001 - 17,500	252.00	
In-Transit Permit Fees	\$12.50	3251 - 3350	53.50	6051 - 6150	119.50	8,501 - 9,000	129.50	17,501 - 18,000	259.00	
Plate (General)	25.00	3351 - 3450	55.00	6151 - 6250	122.00					
Title	50.00	3451 - 3550	56.50	6251 - 6350	124.50					
Plate Surrender (Co. Fee)	1.00	3551 - 3650	59.00	6351 - 6450	127.00					
Registration		3651 - 3750	61.50	6451 - 6550	129.50					
Boats - based on size	22.50/93.75	3751 - 3850	64.00	6551 - 6650	131.50					
ATV***	12.50	3851 - 3950	66.50	6651 - 6750	134.00					
Snowmobile***	100.00	3951 - 4050	69.00	6751 - 6850	136.50					
Trailer	Based on weight	4051 - 4150	71.00	6851 - 6950	139.00					
		4151 - 4250	73.50	6951 or more	140.00					
		4251 - 4350	76.00							

* Based on gross weight (Annual = \$3.60/500 lbs)

Vehicle Use Taxes for Commercial Vehicles
for All Original Registrations and Renewals

Broome - \$20 for two years (\$10/year)

*See www.dmv.ny.gov public website for more details.
 **If also Class DM, e.g., add \$8 to renewal fee
 ***Fees vary based on membership in trail
 *Fees based on gross weight (Annual = \$.81/100 lbs)

Broome County Health Department
Environmental Health Services Division
2023 Fee Schedule

Permits	Fee	Plan Reviews	Fee
<u>Food Service</u>			
High Risk Food	\$ 300	Food Service	\$ 50
High Risk Food (Seasonal)	150	Pools/Beaches	250
Medium Risk Food	200	Spa	200
Medium Risk Food (Seasonal)	100	Hotels/Motels/Per Room	15
Low Risk Food	100	Travel Trailer Camp/Per Site	10
Low Risk Food (Seasonal)	50	Mobile Home Parks/Per Site	25
Temporary Food	50	Children's Camps	400
		Mass Gatherings	26,000
<u>Pools/Beaches</u>			
Bathers 100	155	<u>Sewage/Disposal</u>	
Bathers more than 100	309	New Construction	50
		Existing Construction	190
<u>Hotels/Motels</u>		Commercial Engineering Plan	75
Base Fee	203	Re-Design of Septic	25
Room Fee (20 or more)	15		
<u>Mobile Home Parks (Base Fee)</u>		<u>Land Development/Per Site</u>	
Sites: 1 - 20	215	Private Water/Private Sewer	40
Sites: 21 - 40	285	Private Sewer/Public Water	30
Sites: 41 - 75	835	Private Water/Public Sewer	20
Sites 76 and above	1,075	Proposed Public Water/Sewer	15
		Existing Public Water/Sewer	13
<u>Private Water (Surcharge)</u>		<u>Community Water</u>	
Sites: 41-75	60	New Source	500
Sites 76 and above	120	Distribution	250
<u>Private Sewage (Surcharge)</u>		<u>Miscellaneous</u>	
Sites 41-75	60	Record Search/Per Page	0
Sites 76 and above	120	Environmental Record Search	150
<u>Travel Trailer</u>			
Base Fee	60		
Per Site	1		
<u>Children's Camps</u>			
	100		

Community Health
2023 Fee Schedule

Service	Fee	Service	Fee
Comprehensive STD Screen	\$ 160	<u>Additional Charges</u>	
TB MD Initial Visit	110	Urinalysis Dip	\$ 5
STD Screen	110	Vision Screen	10
TB Repeat MD Visit	50	Mantoux Test	10
HIV Post-Test Counseling - Positive or Reactive	50	Mantoux Assessment	10
Limited Visit	75	Flu Vaccine	20
TB History or Medication Refills (Nurse/Directly Observed Therapy)	75	Fluzone High Dose	115
Home Visit - DOT	60	MMR	85
Education and Counseling	35	Td	30
HIV Counseling	35	Tdap	37
HIV Rapid Test	35	Pneumovax	105
Lead Screening	25	Hepatitis A	37
Health Assessment (Employee Health)	25	Hepatitis B	55
STD Screen Partial	50	Hepatitis A&B	59
Brief Visit/Followup	50	HPV	225
Wart Treatment Penis	130	Varicella	135
Wart Treatment Vulva	130	Meningococcal Vaccine	110
Wart Treatment Vagina	115	Rabies	300
Wart Treatment Anal	240	Venipuncture	10
Wart Treatment Other	110	<u>Vaccine Administration</u>	
Hepatitis C Antibody Testing	35	Single Dose (VFC-eligible ONLY)	17
Minimal visit	25	Single Dose	25
		Multiple Dose	15

Sliding fee scale for all clients, except out-of-county immunization clients, which are full fee.

Rates are based on Medicare Physician Fee Schedule.

Vaccines that are not state supplied are charged at full cost of vaccine and may be subject to change.

Vaccine and administration rates are determined based on actual costs, Medicare and provider rates and may be subject to change.

Laboratory costs are based on contracted services and laboratory costs may change with contract renewals.

2023 Landfill Tip Fee Schedule

<u>Material</u>		<u>Fee</u>	<u>Miscellaneous Charges</u>		<u>Fee</u>
Asbestos (residential)	A	\$ 100	Compost Bin	BIN	45
Asbestos Bulk (commercial)	AB	60	Freon Unit	F	10
Auto Fluff	AF	15	Municipal Cleanup Individual Tire	MCT1	3
Residential Aggregates	AG	55	Blue Recycling Bin	RBIN	14
Ash (Coal)	ASH	17	Car Tire	T1	3
Animal Waste	AW	100	Safety Vest	V	5
Buried Aggregates	BAG	55	Yellow Recycling Bin	YB	2.90
Construction & Demo Debris	C	55	Uncovered Loads- Tarp & Tie Downs	UL	20
Non-Friable Asbestos	CA	55	Contracted volume based pricing may vary		
Contaminated Debris	CD	55			
Contaminated Soil	CS	27			
Contaminated Soil Bury	CSB	55			
Contaminated Commercial Garbage	CX	55			
Glass Aggregate	GLAG	10			
Municipal Cleanup Construction	MCC	55			
Municipal Cleanup Garbage	MCX	55			
Pallets	P	55			
Grit/Sludge	S	55			
Stabilized Sludge/Grit	SG	55			
Tree Stumps	ST	55			
Tires	T	165			
Commercial Garbage	X	55			
Leaf and Yard Waste	Y	20			
Minimum		5			

**Broome County Office for Aging
2023 Fees and Suggested Contributions Update**

Item	Current 2022 Fee for Service	Proposed 2023 Fee for Service	2022 Current Suggested Contribution	2023 Proposed Suggested Contribution
Congregate Meals	n/a	n/a	\$3.50	\$3.50
Home Delivered Meals	n/a	n/a	\$3.50	\$3.50
MLTC Home Delivered Meals	\$6 - 8	\$6 - 8	n/a	n/a
MLTC Congregate Meals	\$6 - 6.50	\$6 - 6.50	n/a	n/a
Adult Day Care daily	n/a	n/a	\$23	\$23
Adult Day Care - Private Pay half day	\$27	\$27	n/a	n/a
Adult Day Care - Private Pay full day	\$52	\$52	n/a	n/a
Adult Day Care - MLTC daily	\$45 - 60	\$45 - 60	n/a	n/a
Transportation one way ride	n/a	n/a	\$2	\$2
Transportation - MLTC one way ride	\$11 - 15	\$11 - 15	n/a	n/a
EISEP (Suggested Contribution) hourly	n/a	n/a	\$3.25-7	\$3.25-7
EISEP (Client cost share) hourly	Varies by client's income	Varies by client's income	n/a	n/a
"Senior News" Advertisements	Varies by ad size/#	No changes planned	n/a	n/a
Sr. News 12 month subscription	n/a	n/a	\$10	\$12
Respite 4 hours	n/a	n/a	\$15-52	\$15-52

These fees and suggested contributions are all subject to change based on actual allocations that we receive from our grantors.
MLTC (Managed Long Term Care)

2023 Broome County GIS mapping Fee Schedule for Services and Data

<u>Private Fees</u>	Existing	Tax Parcel	Single
<u>Prints</u>	Map	Sheet	Historic Photo Tile
Size	Project	Map	(or portion)
A 8.5"x11"	\$ 0.75	\$ 0.75	\$ 0.75
B 11"x17"	1.25	1.25	1.25
C 17"x22"	2.50	2.50	2.50
D 22"x34"	5.00	5.00	5.00
E 34"x44"	10.00	10.00	10.00
Custom > 44" (per foot)	2.50	2.50	2.50

Existing map projects, photo tiles, and tax parcel sheet maps exist in digital format and require no alteration

<u>Copies</u>	8.5"x11"	11"x17"	Large
Existing paper maps or documents:	\$ 75	\$ 1	\$ 10

New Map Projects

Under One Half (1/2) Hour	\$ 12
Over One Half (1/2) Hour	\$ 25 per hour

New map projects generally include the following:

Adding GIS layers and/or imagery, labeling of features, selection, categorization of features by attributes or location layout setup (map extent, title, north arrow, scale bar, etc.)
exporting to PDF.

Fee does not include prints.

Alterations to an existing map project is considered a new project.

2023 Broome County GIS mapping Fee Schedule for Services and Data

Data Manipulation

Joining, geocoding, creation from tabular data	\$	10
Other manipulation not listed above	\$	25 per hour

Source data includes existing County or user-supplied data in digital format.

Preferred formats include txt, excel or dbf.

User Supplied data must be formatted properly and will not be reformatted by the County.

Output data provided in ESRI shapefile and/or tabular format.

A list of un-joined non-geocoded records provided for no fee if requested.

Fee is for data manipulation and resulting digital data only.

Map projects and prints supplied at the rates above.

Additional fees apply to joining County GIS data with an fee in this schedule

(Continued)

GIS Data, Imagery and Other Data

No fee for GIS data except:

Parcels:

All County parcels with attributes	\$	2,500
Yearly updates		500
All County parcels boundaries only		250
Yearly updates		50

Individual Parcel: \$.03 per parcel record (minimum \$25)

DEMs or any DEM-derived product	\$	100
---------------------------------	----	-----

Aerial Photos

(1937, 1944, 1965, 1973, 1981, 1989, 1999)

Individual Image: \$5 (non-geo-referenced)

2023 Broome County GIS mapping Fee Schedule for Services and Data

All Images for a single year: \$ 500.00 (geo-referenced or non-geo-referenced)

Municipal Fees

Prints or copies:

- No charge for up to five(5) copies or prints of a particular map or document.
- Over five(5) copies or prints one half (1/2) the fee will be charged.

Tax map prints

- One quarter (1/4) the fee charged.
- PDF files provided at no cost.
- Map updates provided to local assessors at no cost per State law.

New map projects

- No charge for projects taking up to two (2) hours to complete.
- Projects requiring more than two (2) hours will be determined on a case by case basis.

GIS Data and Imagery only: no charge

Educational (Student) Fees

- No charge for GIS data. One half (1/2) charge for all else.

Digital products or files created constitute a public record.

Data used in their creation (including user-supplied data) are also subject to FOIL

Prior notification or consent of the original requestor is not required.

The County is not obligated to create records and may not honor all requests.(FOIL)

2023 Broome County Sheriff's Office Fees

Records Money:

Accident reports (per page) \$ 0.25

False Alarm Fees:

5th Avoidable Alarm 25.00

6th and greater, per occurrence 50.00

Sheriff ID Fee 10.00

Pistol Permit (County share per Penal Law) 48.50

Inmate Housing:

State-Ready Inmates (daily, per Corrections Law Article 22, Section 601-C) 100.00

Other Local Governments Inmate Housing:

General Population per day 85.00

Medical Unit per day 300.00

Special Housing Unit per day 150.00

Federal Inmate Daily Housing Rate 97.00

Sheriff Fees (not including mileage, if applicable)

Income Execution:

First Stage 50.00

Second Stage 50.00

Second Stage only 50.00

Property Execution:

Levy 90.00

Sale Deposit (increase in 2022 due to increased costs) 550.00

Real Property Deposit (increase in 2022 due to increased costs) 750.00

Postings of notice of sale 15.00

Summons with Complaint, Notice and Petition 15.00

Information Subpoena 45.00

Subpoena (Duces Tecum) 15.00

Citation 15.00

3 or 30 day notice to tenant 22.00

Show Cause Order 45.00

Notice of Motion 45.00

Writ of Habeas Corpus(Contempt Order) 65.00

Other Mandate orders 45.00

Order of Seizure 90.00

Additional Defendant Served 40.00

With Summons and Complaint 15.00

Each Additional Service 15.00

Order of Attachment 85.00

Additional Levy 40.00

With Summons and Complaint 15.00

Each Additional Service 15.00

Notice of Appeal 30.00

Notice of Petition/Petition to Recover 47.00

Additional Tenant 15.00

Warrant of Eviction (including officer PPE costs) 115.00

Additional Tenant 30.00

*Additional Fee for serving incarcerated individual 5.00

Mileage Chart

Airport \$ 17.00 Lisle \$ 28.00

Binghamton City 6.00 Maine 20.00

Castle Creek 14.00 Marathon 35.00

Center Village 26.00 McClure 30.50

Chenango Bridge 8.50 Murphy Road 12.00

Chenango Forks 16.00 Nanticoke 26.00

City of Binghamton 6.00 Nineveh 28.00

Colesville Road 16.50 North Sanford 33.00

Conklin 12.00 Port Crane 13.00

Conklin Forks 14.00 Port Dickinson 6.00

Corbettsville 16.50 Pierce Creek Road 12.00

Damascus 29.00 Richford 30.50

Deposit 34.00 Ross Corners 14.00

East Maine 20.00 Sanitaria Springs 16.00

Endicott 12.00 Tracey Creek Road 16.50

Endwell 9.50 Triangle 29.00

Glen Aubrey 23.50 Tunnel Road 23.50

Glendale 14.00 Union Center 15.50

Harpursville 24.50 Vestal Center 19.50

Hawleyton 12.00 Vestal 14.00

Johnson City 7.00 West Corners 13.00

Kattelville Road 13.00 Whitney Point 26.00

Killawog 30.50 Windsor 26.00

Kirkwood 13.00

2023 Audit and Control Weights and Measures

<u>Scales</u>	Fee	<u>Linear field measures</u>	Fee
Up to and including 15 kg (33 lb) capacity:		1 m (39 in) or less	\$ 4
for each of the first five scales per establishment	\$ 20	1+ m (39 in) - 16 m (52 ft)	8
for each scale per establishment after the first five	10	16+ m (52 ft) - 31 m (102 ft)	12
15 kg (33 lb) - 300 kg (661 lb) capacity	40	31+ m (102 ft)	20
301 kg (661 lb) - 1,500 kg (3,307 lb) capacity	100	Fabric measuring devices	20
1,501 kg (3,307 lb) - 7,000 kg (15,432 lb) capacity	140	Wire and cordage measuring devices	40
7,001 kg (15,432 lb) - 23,000 kg (50,706 lb) capacity	160		
23,001 kg (50,706 lb) capacity	200	<u>Taxi meters</u>	
Tank, batch and crane scales	200	Any taxi meter used to calculate the value of a measured ride	\$ 40
<u>Vehicles</u>		<u>Stationary petroleum metering systems</u>	
Metering systems 300 L/min (79 gpm) or less	\$ 100	400 L/min (106 gpm) or less	\$ 100
"Re-seal" - adopted by the Broome County Legislature 11/20/03	25	400+ L/min (106 gpm) - 2,000 L/min (528 gpm)	120
Metering systems over 300 L/min (79 gpm)	120	2,000+ L/min (528 gpm) - 4,000 L/min (1,057 gpm)	140
Compartment capacity calibration:		4,000 L/min (1,057 gpm) or more	160
3,000 L (793 gal) or less	\$ 40	<u>Liquid measures and devices</u>	
3,000+ L (793 gal) - 6,000 L (1,585 gal)	80	Liquid measures 20 L (5 gal) or less	\$ 8
6,000+ L (1,585 gal) -12,000 L (3,170 gal)	120	Liquid pump (hand-operated) 20 L (5 gal) or less	20
12,000 L (3,170 gal) or more	240		
<u>Bulk milk tanks capacity</u>		<u>Weights - field standard (Class F)</u>	
3,000 L (793 gal) or less	\$ 40	3 kg (7 lb) or less	\$ 8
3,000+ L (793 gal) - 6,000 L (1,585 gal)	80	3 + kg (7 lb) - 30 kg (66 lb)	16
6,000+ L (1,585 gal) -12,000 L (3,170 gal)	120	30 + kg (66 lb) - 300 kg (661 lb)	32
12,000 L (3,170 gal) or more	240	300 + kg (661 lb) - 1,200 kg (2,646 lb)	60
<u>Timing devices</u>		<u>Petroleum dispensing and measuring devices</u>	
All commercially used devices where time is a basis for charge	\$ 4	Single dispensing pump	\$ 20
Devices owned or operated by governmental agencies are exempt		Dual dispensing pump	40
		Blend dispensing pump	40
		Grease and oil pump	8

2023 Broome County Fee Schedule

Broome County Library

Repair for recirculation	Varies
Processing fees	\$ 10
Lost card	3
Returned check fee	20
Photocopies	.25/copy
Microfilm Prints	.25/copy
Computer paper (Black and white)	.15/sheet
Computer paper (Color)	.50/sheet
Room Rental (May include additional charges)	
Broome County Government	Free
City of Binghamton	Free
All other agencies or groups	\$30/hour

Willow Point Nursing Home

Semi-private room daily rate	\$ 425
Plus: New York State assessment (6%)	25.50
Total	<u>\$450.50</u>
Private room daily rate	\$ 450
Plus: New York State assessment (6%)	27
Total	<u>\$ 477</u>
Cable television monthly	\$ 6
Telephone service per room monthly	6.25
Guest meals	\$ 5
Employee meals	5
Holiday guest meals	8
Hair Care Price List:	
Haircut - Man's	\$ 11
Haircut - Woman's	11
Shampoo, cut and set	20
Shampoo and set	14
Permanent	45
Conditioner	2
Highlight	40
Tint or six week color	38
Shampoo	8
Color rinse	4
Lip Waxing	\$ 5
Chin Waxing	5
Shave	4

Front Street Dog Shelter

Adoption fee	\$225
Redemption fees:	
0-24 hours	Impoundment
Each additional day (begins next business day)	First Second Third
	\$ 50 \$ 60 \$ 70
	10 10 10
Accepting unwanted dogs pet sign overs	50
Bath fee	30
Dog adopted from shelter less than 30 days	No fee
Owner requested euthanasia	90
Prearranged or emergency boarding	\$25/day per dog
Vaccination fee (certificate provided)	30

Security

Taxicab fees	
Business license (annual)	\$ 250
Driver's license	
New applicant	85
Re-issuing	150
Renewal	60
Replacement	25
Vehicle License(annual)	
Hybrid	\$ 100
Non-hybrid	200
Replacement	25
Transfer	25
Vehicle inspection	
Inspection	\$ 25
Replacement	25
Re-inspect	25
Events parking fee	\$ 5
Pre-employment screening	55
Pre-employment screening - DSS child support	75
Non-employee identification renewal	15
Non-employee identification replacement	15
Employee photo identification replacement	10
Employee parking identification replacement	10

Information Technology

MFA token replacement fee	\$ 40
---------------------------	-------

2023 Broome County Fee Schedule

Civil Service Exams

Open-competitive	\$ 20
Promotional	10
Uniformed open-competitive	30
Uniformed promotional	20

*Unemployed DSS recipients who are primarily responsible for their household may receive waivers

Legislature

Freedom of Information:	
Request (per page)	\$ 0.25
CD	2
Photograph (Polaroid)	2
Digital photograph (standard paper)	0.28
Digital photograph (photographic paper)	0.50
Budget book:	
Budget book (hard copy)	20
Budget book (CD)	2
Capital Improvement Program	3.50

Real Property Tax Services

Small maps	\$ 3
Large maps	5
Planametric map:	
Small maps	3
Large maps	5
Full county maps-disk	500
Title search fee	150
Full sheet aerial maps	20
Tax receipt (pick up)	1
Tax receipt (mail or fax)	2
Copies	0.25

Greater Binghamton Airport

Short Term Parking Rates	
First fifteen minutes	Free
16-60 minutes	\$ 1
Second - fifth hour per hour	2.25
Maximum daily	11
Maximum weekly	77

Long Term Rates

First and second hour per hour	\$ 1
After three hours per hour	2
Maximum daily	8
Maximum weekly	56

Custom Fees

Single engine piston	\$ 65
Twin engine piston	125
Single engine turbo prop	175
Twin engine turbo prop	225
Small jet	415
Medium jet	520
Large jet	725
Overtime hourly rate	142
Regulated garbage per use	1,600

T-Hanger Rentals

Daily	\$ 75
Monthly	\$ 240

Fuel fees per gallon

Fuel flowage Fee	\$ 0.12
Self -serve AvGas 100LL markup	.25 - 1.00
Full serve AvGas 100LL markup	.50 - 1.50

911 Emergency Services

Wireline phones (per month)	\$ 1.65
Wireless phones (per month)	1.40

Public Defender (Court Ordered Hourly Revenue)

Misdemeanors	\$ 60
Felonies	75
Parole matters	75

Real Property Tax Bill Processing Charges

Maintenance	\$ 0.85
Paper	0.06
Folding	0.05
Stuffing or sealing	0.07
Printing	0.09
Additional insert	0.07

Public Transportation (Bus Fees)

Regular	\$ 2
Transfers	Free
Seniors, disabled, veterans (daily)	1
One day unlimited ride pass	5
One week unlimited ride pass	25
31-day unlimited ride pass	70
31-day student pass	44
31-day seniors, disabled, veterans pass	44
BC Country	3.50
BC Country seniors and disabled	2.50
BC Lift	3