

Adopted Budget

BROOME COUNTY, NY



2024

www.gobroomecounty.com




Table of Contents

<u>Item</u>	<u>Page</u>	<u>Item</u>	<u>Page</u>
Budget and Appropriations Resolutions	A-1	Public Safety	
Broome County Administration	A-4	Sheriff (Elected Official)	152
Broome County Legislature	A-5	Emergency Services	168
Budget Message	A-6	Probation	186
Summary by Fund	A-19	Security Services	193
Operating Department Budgets		Health	
General Government		Health Department	202
Legislature (Elected Official)	2	Mental Health	228
Executive (Elected Official)	10	Willow Point Rehabilitation and Nursing Center	234
County Clerk (Elected Official)	15	Transportation	
District Attorney (Elected Official)	28	Aviation	272
Audit and Control	36	Highway	
Coroners	45	County Roads	281
Elections	49	Road Machinery	290
Office of Management and Budget	54	Public Transportation	295
Information Technology	61	Economic Assistance and Opportunity	
Law	73	Office for Aging	304
Personnel	83	Social Services	310
Public Defender	91	Veterans Services	345
Assigned Counsel	97	Home and Community Services	
Public Works	100	Planning and Economic Development	352
Fleet Management	118	Solid Waste Management	358
Purchasing	124		
Real Property Tax Services	130		
Risk and Insurance	138		

<u>Item</u>	<u>Page</u>
Culture and Recreation	
Parks, Recreation, and Youth Services	
Broome County Veterans Memorial Arena	368
Forum Theater	374
En-Joie Golf Course	379
Parks and Recreation	385
County Library	401
Unallocated Items	
Special Objects of Expenditures	410
Debt Service (General Fund)	416
Inter-fund Transfers (General Fund)	419
Capital Budget	
Capital Budget	422
Summary of Debt	434
History of Debt Service	436
Serial Bonds	437
Bond Anticipation Notes	463
Authorized Unissued Debt	473
Authorized Capital Projects	479
Debt Statement Summary	488
Community College Debt Liability and Payment History	489
Supplementary Information	
Personnel Changes	502
Personnel Summary	506
Financial Summaries	509
Historical Tax Levies and Rates	530
Property Tax Levy by Municipality	532
Property Tax Exemption Summary	534

<u>Item</u>	<u>Page</u>
County Fees	
Arena	537
Forum	538
Parks	539
En-Joie Golf	540
OMB – Unpaid Taxes	541
County Clerk	542
Motor Vehicles	543
Health Department	544
Landfill	546
Office for Aging	547
GIS mapping	548
Sheriff	551
Weights and Measures	552
Miscellaneous	
County Library	553
Willow Point Rehabilitation and Nursing Center	553
Security – Dog Shelter	553
Security – Taxicab	553
Information Technology	553
Civil Service Exams	554
Legislature	554
Real Property	554
Greater Binghamton Airport	554
911 Emergency Services	554
Public Defender	554
Public Transportation	554

Intro No. 8
Date 10/19/23
Reviewed by
Co. Attorney [Signature]
Date 9/27/23

RESOLUTION
BROOME COUNTY LEGISLATURE
BINGHAMTON, NEW YORK

Permanent No. 2023-404
Date Adopted 11/9/2023
Effective Date 11/14/2023

Sponsored by: Finance and Public Works & Transportation Committees

Seconded by: Hon. Robert Weslar

RESOLUTION APPROVING THE 2024-2029 CAPITAL IMPROVEMENTS PROGRAM

RESOLVED, that the 2024 Capital Budget and the 2024-2029 Capital Improvements Program as accompanying the recommended budget for 2024, and as corrected and amended, is hereby approved and adopted as the 2024 Capital Budget and the 2024-2029 Capital Improvements Program for the County of Broome, and be it

FURTHER RESOLVED, that the Director of the Office of Management and Budget be and hereby is authorized, empowered, and directed to correct any modifications, changes, additions, and/or typographical errors not effecting the substance of the capital budget and capital program, and that the Director of the Office of Management and Budget is further directed, after making such corrections, to file the same with the Clerk of the County Legislature and to furnish said Clerk with copies thereof for the members of the County Legislature.

COUNTY OF BROOME } ss.
STATE OF NEW YORK }

I, the undersigned Clerk of the Legislature of the County of Broome, DO HEREBY CERTIFY that the above is an original resolution of such Legislature duly adopted on the 9th day of November, 2023, by a majority of the members elected to the Legislature of said County at a regular meeting of said Legislature.

I FURTHER CERTIFY that at the time said resolution was adopted said Legislature was comprised of fifteen members.

IN WITNESS WHEREOF, I have hereunto set my hand and affixed the corporate seal of said Legislature this 13th day of November, 2023.

Date sent to County Executive November 13, 2023.

Approved: [Signature]
County Executive

Date 11/14, 2023

[Signature]
Clerk, County Legislature
County of Broome

Intro No. 10
 Date 10/19/23
 Reviewed by MG
 Co. Attorney
 Date 9/27/23

RESOLUTION
BROOME COUNTY LEGISLATURE
 BINGHAMTON, NEW YORK

Permanent No. 2023-406
 Date Adopted 11/9/2023
 Effective Date 11/14/2023

Sponsored by: Finance Committee

Seconded by: Hon. Mary A. Kaminsky

RESOLUTION MAKING APPROPRIATIONS FOR THE CONDUCT OF THE BROOME COUNTY GOVERNMENT FOR FISCAL YEAR 2024

WHEREAS, this County Legislature, by an accompanying Resolution 405 of 2023, has adopted a budget for fiscal year 2024, now, therefore, be it

RESOLVED, that the several amounts specified in such budget under the various categories and the various objects of expense in the 2024 recommended budget under the recommended column, unless a specific change or correction has been made in the same, in which case such change or corrected figure shall apply, shall be the amount appropriated for such items, effective January 1, 2024, and be it

FURTHER RESOLVED, that the fee schedules changing, deleting or establishing certain fees for the purpose of offsetting operating expenses be adopted, and be it

FURTHER RESOLVED, that the Director of the Office of Management and Budget is hereby authorized, empowered and directed to correct any modifications, changes, additions and/or typographical errors not effecting the substance of the budget, and that the Director of the Office of Management and Budget is further directed, after making such corrections, to file same with the Clerk of the County Legislature and to furnish said Clerk with sufficient copies thereof for the members of the County Legislature.

COUNTY OF BROOME }
 STATE OF NEW YORK }

I, the undersigned Clerk of the Legislature of the County of Broome, DO HEREBY CERTIFY that the above is an original resolution of such Legislature duly adopted on the 9th day of November, 2023, by a majority of the members elected to the Legislature of said County at a regular meeting of said Legislature.

I FURTHER CERTIFY that at the time said resolution was adopted said Legislature was comprised of fifteen members.

IN WITNESS WHEREOF, I have hereunto set my hand and affixed the corporate seal of said Legislature this 13th day of November, 2023.

Date sent to County Executive November 13, 2023
 Approved [Signature]
 County Executive
 Date 11/14 2023

[Signature]
 Clerk, County Legislature
 County of Broome

Intro No: 9
Date: 10/19/23
Reviewed by
Co. Attorney: [Signature]
Date: 9/27/23

RESOLUTION
BROOME COUNTY LEGISLATURE
BINGHAMTON, NEW YORK

Permanent No. 2023-405
Date Adopted 11/9/2023
Effective Date 11/14/2023

Sponsored by: Finance Committee

Seconded by: Hon. Louis P. Augustini

RESOLUTION ADOPTING THE BROOME COUNTY BUDGET FOR FISCAL YEAR 2024

RESOLVED, that the recommended budget of the County of Broome, including the County's 2024 Capital Budget, as corrected and amended to \$449,989,363 be and is hereby adopted as the budget for the County of Broome, for the year commencing January 1, 2024 and ending December 31, 2024, and be it

FURTHER RESOLVED, that the Director of the Office of Management and Budget is hereby authorized, empowered, and directed to correct any modifications, changes, additions and/or typographical errors not effecting the substance of the budget and that the Director of the Office of Management and Budget is further directed, after making such corrections, to file same with the Clerk of the County Legislature and to furnish said Clerk with sufficient copies thereof for the members of the County Legislature.

COUNTY OF BROOME }
STATE OF NEW YORK }

I, the undersigned Clerk of the Legislature of the County of Broome, DO HEREBY CERTIFY that the above is an original resolution of such Legislature duly adopted on the 9th day of November, 2023, by a majority of the members elected to the Legislature of said County at a regular meeting of said Legislature.

I FURTHER CERTIFY that at the time said resolution was adopted said Legislature was comprised of fifteen members.

IN WITNESS WHEREOF, I have hereunto set my hand and affixed the corporate seal of said Legislature this 13th day of November, 2023.

Date sent to County Executive November 13, 2023.

Approved: [Signature]
County Executive

Date: 11/14, 2023

[Signature]
Clerk, County Legislature
County of Broome

2023 Broome County Administration

County Executive's Office

Jason T. Garnar	County Executive
Colleen A. Wagner	Deputy County Executive, Human Services
Michael A. Ponticiello	Deputy County Executive, Physical Services
Christopher J. Whalen	Executive Assistant to the County Executive
Kathryn L. Cahill	Administrative Assistant to the County Executive
Caitlin A. McSorley	Secretary to Deputy County Executives

Office of Management and Budget

Jane R. St. Amour	Acting Director
Gino M. Bucciarelli	Deputy Director

Terra S. Adams	FY24 Budget Coordinator
----------------	-------------------------

Elected and Appointed Officials

Joseph A. Mihalko	County Clerk
Michael A. Korchak	District Attorney
Fredrick J. Akshar, II	Sheriff
Meaghan E. Klenovic	Comptroller, Audit and Control
Mark E. Smith	Commissioner, Elections
Daniel D. Reynolds, Esq.	Commissioner, Elections
John C. Prindle, M.D.	Coroner
Dr. Tony Hawkins	President, SUNY Broome Community College

Heads of County Departments

Mary E. Whitcombe-Turbush	Director, Office for Aging
Christopher H. Marion	Arena Manager
Patrick J. Kilker, Esq.	Assigned Counsel Administrator
Mark D. Heefner	Commissioner, Aviation
Patrick E. Dewing	Director, Emergency Services
Robert C. Murphy	Director, Employment and Training
Michael S. Deuel	Director of Golf, En-Joie
Mary M. McFadden	Director, Health
Roger L. Luther	County Historian
Faisal Shah	Chief Information Officer, Information Technology
Robert G. Behnke	County Attorney, Law
Josias K. Bartram	Director, Library
Brenda L. Gowe	Director, Parks, Recreation, and Youth Services
Christine E. Segrue	Personnel Officer, Personnel
Beth A. Lucas	Director, Planning
Michael T. Baker	Public Defender
Kurt D. Zumbach	Director, Probation
Gregory B. Kilmer	Commissioner, Public Transportation
Roger V. Brown	Acting Commissioner, Public Works
Peter G. Neferis	Deputy DPW Commissioner – Buildings & Grounds
Roger V. Brown	Deputy DPW Commissioner – Engineering
Chester P. Kupiec	Deputy DPW Commissioner – Highway
Robin L. Laabs	Director, Purchasing
Wendy S. Hughes	Director, Real Property Tax Services
Thomas J. Dellapenna, Jr.	Risk Manager, Risk and Insurance
Brian R. Norris	Director, Security
Nancy J. Williams	Commissioner, Social Services and Mental Health
Debra A. Smith	Director, Solid Waste
Brian J. Vojtisek	Director, Veterans Services
Kathleen M. Hawk	Administrator, Willow Point Rehabilitation and Nursing Center

Broome County Legislature

2023

Elected Officials

Legislative District

1
2
3
4
5
6
7
8
9
10
11
12
13
14
15

Legislator

Stephen J. Flagg
Scott D. Baker
Kelly F. Wildoner
Kim A. Myers
Daniel J. Reynolds (Chairman)
Greg W. Baldwin
Matthew J. Pasquale
Jason E. Shaw
Matthew J. Hilderbrant
Erin V. Micha
Susan V. Ryan
Louis P. Augostini
Robert Weslar
Mary A. Kaminsky
Mark R. Whalen

Administrative Staff

Aaron M. Martin
Clerk of the Legislature

Carol L. Hall
Deputy Clerk

Matthew A. McDonald
Second Deputy Clerk

Michael V. Tanzini
Legislative Assistant

John T. Scott
Legislative Assistant

2024 Broome County
Budget Message



State of New York County of Broome Government Offices

Office of the Broome County Executive
Jason T. Garnar, Executive

2024 Broome County Budget Address

Good evening.

Thank you to Chairman Dan Reynolds, Majority Leader Matt Pasquale, and Minority Leader Bob Weslar, and the entire County Legislature for working with us on this budget.

Thank you to Department Heads for your hard work leading your teams day in and day out, and for your efforts that have helped us put this budget together.

And to the two thousand men and women who make up the Broome County workforce: thank you for all you do every single day on behalf of the people of our community – your dedication does not go unnoticed.

This year's budget address is being delivered with a heavy heart.

In April, we unexpectedly lost our Budget Director, longtime County employee, and amazing friend Jerome Knebel.

While he would never admit it or take credit, Jerry was the driving force behind our past six budgets which kept spending in check, grew our fund balance, and cut taxes.

Jerry will be forever missed but will never be forgotten.

This fall his memory will be permanently honored when we install a memorial bench near his favorite spot to take a break throughout the day on the second-floor plaza of the County Office Building.

And while he may no longer be with us physically, he is with us in spirit, continuing to guide us with the knowledge he left behind, through the lessons he taught us, and by the example he set during his 40 years with Broome County.

I also want to recognize our hosts for the evening: Doug Matthews & Marc Newman.

Six years ago, this property - once the epicenter of commerce for Broome County - was on life support.

Store after store closed and the former owners told us they were prepared to walk away from the Mall.

But these two great community partners stepped up.

And while former shopping malls across the country put locks on the doors and boards over the windows – Doug & Marc put shovels in the ground and cranes in the air!

Their vision didn't just save this place, they transformed it into something that is becoming a destination for our own community and for the thousands of travelers that drive along Route-17 every single day.

And look what's already happening here.

You can come to the Factory by Beer Tree and have one of the best beers in Upstate NY.

You can use the newest equipment and get one-on-one personal training at the Lourdes Health & Fitness Center.

You can visit our Workforce Training Center to get connected with employment opportunities throughout the region.

And just a few weeks ago, the Dick's House of Sport opened to the public and has already welcomed thousands of customers into the Oakdale Commons.

This is a store unlike any other in the world – literally; this is the largest Dick's Sporting Goods store ever.

And we're not done yet. Lourdes is continuing to expand, new restaurants are about to open, and BJ's and Dave & Busters will both open in 2024!

The transformation of this site is an example of how investments in our community return dividends for the people of Broome County.

With the support of the County Legislature, we allocated one-time American Rescue Plan funds to this project because we recognized it as an opportunity to create long-lasting impacts to our economy.

Every person that walks through these doors and makes a purchase is helping generate important sales tax revenue the County relies on.

With these new destinations right here in the heart of Broome County we can expect a boost for years and years to come, building on an already strong sales tax base.

Over the past six years, our sales tax has grown, up 48% since 2017.

At the same time, we've grown our tax base with property values going up 30%.

And because of this growth and year after year of responsible budgeting, we are once again cutting taxes for the people of Broome County for the sixth-straight year!

Under this proposed budget, the average taxpayer will see a 4% reduction in their own County property tax rate.

Since the day I took office, it has been the commitment of this administration to be responsible stewards of taxpayer money.

Working with the County Legislature, we have done just that. Together, we've taken a fund balance of less than one million dollars and grown it to more than \$50 million.

We have kept spending in check. While inflation has grown nearly 25% since I took office, your County property tax rate has gone down 22%.

While our residents have paid more for gasoline and groceries, Broome County's responsible budgeting has made sure they're paying less on their County property taxes!

But this year's budget process has been far from easy; in fact, this is one of the most challenging budgets the County has had in years.

This spring, Broome County along with every other county across New York was dealt a huge financial hit.

For years, the State passed federal Medicaid dollars directly to Counties.

And while we are still required to deliver Medicaid payments to our residents, the New York State Budget that was passed in May withholds these critical federal funds.

The decision by the State to withhold this funding represents a \$625 million shift to County governments across New York and a \$5 million hit to Broome County.

Other items included in the State Budget, like changes to foreclosure procedures, and a new salary scale for public attorneys will add several millions more in mandated costs to our County Budget this year and in the years to come.

And while our State representatives went to bat for Broome County and advocated on our behalf, these new, unfunded mandates were included in the final state budget.

These new costs alone could have represented a huge increase in taxes or major cuts in services for our residents.

But because of our responsible budgeting over the past six years and the tireless work of Deputy County Executive Michael Ponticiello and Terra Adams from our Department of Risk & Insurance, who have worked on this budget since April, we were able to weather this storm.

And in 2024, we'll build on this work while continuing to make the smart investments that will pay off for Broome County residents for years and years to come.

Along with the amazing new Oakdale Commons, in 2024 we will see the progress and completion of some of the most exciting projects in the history of Broome County.

The new Greenlight Networks Grand Slam Softball Park will host its first tournament this weekend!

This \$4 million facility, complete with all-turf fields and stadium lighting, is the only one of its kind in New York State.

This spring, Grand Slam Park will be home to the SUNY Broome, Seton Catholic, and Susquehanna Valley softball teams, as well as Section IV championships where teams from throughout Broome County will play.

And for years to come it will attract tournaments, bringing thousands of players, coaches, and fans to our community – filling our hotels, restaurants and stores and bringing important tourism dollars that support our local economy.

Later this fall, the Broome County Dog Park will open its gates where residents and visitors traveling the nearby interstate will be able to bring their dogs to run off their leashes.

And in Western Broome County, work is underway at the reimagined Grippen Park.

Next year, the building there – which had deteriorated after two floods and has not been available for use by the entire community for years – will reopen for everyone to enjoy, with everything from basketball, to pickleball, to ice skating!

The Park will also feature the County’s first wiffle ball stadium as well as enhanced walking trails that will connect to Round Top Picnic Area, and will host new concerts, events, and festivals.

New amenities, like picnic tables, grills, camping upgrades, and more will be added throughout our entire parks system as we continue to welcome record crowds to our ten Broome County parks.

Thank you to Parks Director Brenda Gowe for her work to enhance the experience for all Parks visitors.

In our Department of Public Works, Acting Commissioner Roger Brown and his team will continue their great work to make sure our County infrastructure continues getting the attention it needs.

Our Highway Division has fixed more miles of road in each of the past three years than ever before in County history.

Working with Deputy Commissioner for Highways, Chet Kupiec, we plan to make 2024 another record breaking year!

And our Engineering Division will build on its efforts to ensure that our bridges, buildings, properties, and roadways are designed and maintained efficiently and safely.

But we can’t talk about safety without thanking the men and women who go to work every day to make sure we are safe.

Under the leadership of Director Brian Norris, Broome Security keeps residents and visitors and employees safe at all our County buildings, parks, and properties.

A new position will be added to Security next year to enhance the Division's presence at the County Intermodal where hundreds of commuters pass through each day.

At the Office of Emergency Services, Director Patrick Dewing and his team coordinate every County-wide emergency and help lead the majority of our EMS and fire departments.

The 2024 Budget includes a new position at OES to make sure all equipment is operational when the next emergency occurs, and our brand-new emergency communications network will finish going online in 2024, making response times faster than ever before when residents dial 911.

And my administration has worked closely with our new Sheriff, Fred Akshar, since he took office in January so that every corner of Broome County that relies on the men and women of the Sheriff's Office is safe.

And in 2024, the budget will fund a new Strategic Response Group within the Sheriff's Office that will be dedicated to assisting in targeted areas that require more attention.

This team will not only be able to focus on persistent quality of life issues, but will allow traditional patrol deputies to focus on criminal complaints and 911 calls, decreasing response time in the process.

Every resident of Broome County - whether they live in the Town of Union, Maine, City of Binghamton, or Village of Deposit - deserves to go to bed at night knowing that their neighborhood is safe for them and their families...this new Strategic Response Group will help give residents that peace of mind.

Thank you to each and every member of these three public safety agencies for their constant work to protect Broome County!

While our first responders are on the frontlines of protecting Broome County, our budget supports other long-term investments that will help create a safer community.

Enhancing services for people living with substance use disorders has been a top priority of this administration since Day One.

We made significant progress to cut down on the number of overdoses in our community from 2017 through 2020, but when the COVID pandemic hit, overdoses began to rise once again.

Broome County was one of the first municipalities in the nation to sue the big pharmaceutical companies that contributed to the overdose epidemic.

And together with the New York State Attorney General's Office, we were able to hold them accountable. Earlier this year, Broome County began receiving more than \$8 million dollars it was awarded through this lawsuit.

We created a grant program that is passing these funds directly to local community agencies.

And these awards will focus on education, prevention, intervention, treatment, and recovery and every single penny will go directly to helping individuals in our community.

Thank you to our County Attorney Bob Behnke and his team for their work on this lawsuit and to Director of Public Health Mary McFadden and her team for their work on the grant program that will pass this funding directly to local community agencies.

Increasing our housing capacity is also critical to creating a safe community.

We know how difficult it can be for some to find a place to live, which is why we're partnering with the City of Binghamton and Mayor Jared Kraham, we are adding a new position at our Department of Social Services that will be dedicated to assisting those searching for housing.

And we'll build on our efforts to grow the number of available housing units. Hundreds have been created over the last few years through projects we have funded.

And in 2024, this important work continues as projects we have supported through the American Rescue Plan will be under construction.

Additional units will be added on Avenue B in the Johnson City neighborhood where the new Victory Lofts are filling up with professionals who are working nearby.

We've rehabbed homes through the amazing work of our Broome County Landbank and Director Jessica Haas, and working together we will create even more new and affordable home ownership opportunities.

75 new affordable units will break ground in the Town of Union at the former IBM Country Club site.

Additional affordable housing with an associated day care facility will be built in JC.

And new, much-needed units for seniors in a partnership with SEPP will be added on Washington Avenue in Endicott.

As retirees & empty-nesters downsize, they need quality places to live...this is part of our commitment as an age-friendly community, enhancing the lives of our seniors.

As part of this effort, we added a brand-new senior center in Chenango Bridge this past spring after residents there asked for a space of their own.

This center has been a HUGE success and our 2024 budget includes funding so it can be open an additional day each week.

Thank you to Office for Aging and Director Mary Turbush for leading this effort in Broome County - we appreciate all their hard work!

Our investments are helping to make Broome County a great place to live.

And at the same time, we are continuing to build on our efforts to make Broome County a great place to work.

Over the past year, we've consistently had the lowest unemployment rate in recorded history.

But with a smaller talent pool, we must continue doing everything we can to help fill open jobs throughout the community.

And that work begins right here at home.

We have some of the best employees and it's important that we recognize how hard they work day in and day out on behalf of our community.

People like Sarah Seese & Alexis Bronson from Public Defender Mike Baker's Office who created the Period Pantry to serve women in need of hygiene products.

Or Josias Bartram and his team at the Library who have found new and innovative ways to serve everyone in the community.

And Kelly Conlon and the staff at the Broome County Dog Shelter whose tireless work to protect and care for animals until they find their forever homes often goes unnoticed.

There's hundreds and hundreds of employees like these who go to work each day not for themselves, but for the people they serve.

Over the past seven years we've upgraded more than 500 positions in Broome County and in 2024 we are investing \$3.5 million dollars more in our employees.

This includes a raise for members of our largest union, CSEA, in next year's budget.

This is the latest step in our efforts to fix the salary grid that has been outdated for decades.

Thank you to CSEA's leadership for working with us on this important increase for the workers they represent.

Doing it as part of a taxpayer-funded budget is challenging, but we will continue making needed changes year after year until every position is addressed.

We will also continue our efforts to update and upgrade our facilities throughout the County.

Our Greater Binghamton Airport is undergoing a massive renovation with the support of a \$32 million grant from New York State.

Our new flights to Florida and New York City have greatly increased traffic through the airport.

More than 22 thousand passengers have flown out of our airport this year...that's an increase of 177% since this time last year!

Many parts of the facility and associated amenities have not been touched in decades, and now travelers will have a modern flying experience.

And over at SUNY Broome, we are including funding in our budget to help transform the health sciences building.

Health care is a major employer in our region and SUNY Broome is helping to train the providers of the future.

We're excited to work with new President of SUNY Broome, Dr. Tony Hawkins, to continue moving our community college forward.

And one of our most exciting capital projects in years will finally break ground in 2024.

After setbacks during the pandemic, we have closed on a new property and secured the necessary bonding for our brand-new Veterans Resource Center.

This facility will be home to our Veterans Services Agency, along with community agencies who assist the men and women who have served on our behalf.

This one-stop resource will be near other services our veterans rely on and will help them navigate civilian life.

We will also renew our commitment to veterans in 2024 by increasing our dedicated veterans fund so we can reach more of our former armed-service men & women than ever before.

With programs like veterans' luncheons, free tickets to local sporting events, trips to Washington, D.C., and more, this fund allows us to give back to veterans in unique ways.

And we will also renew our efforts to provide help to local governments and nonprofits with another round of Small Community Fund grants.

This program was created in partnership with Chairman Dan Reynolds and the County Legislature to support projects that may not otherwise have the funding.

To date this fund has assisted nearly 80 projects around Broome County, like improving quality of life for seniors with a window replacement project in Whitney Point;

Helping rebuild Wolfe Park in the Town of Chenango after flooding destroyed it;

Improvements to the Little League field in Endicott;

Enhancing the experience at the Broome County Fair;

And even the helping with the relocation of GiGi's Playhouse to these very Oakdale Commons.

This new space will have an additional two thousand square feet so GiGi's can expand services and help more families than ever before.

We're proud that GiGi's Playhouse is one of our County contract agencies and they, along with our other contract agencies – Cornell Cooperative Extension, Visit Binghamton, Ross Park Zoo, the Discovery Center, Broome County Arts Council, Broome Soil & Water, the Four County Library System, and Books for Babies – will be fully funded once again in 2024.

These organizations do incredible work in making Broome County a great place to live and visit and we appreciate their efforts!

The investments I shared with you tonight will be made in 2024, but this budget is not just about 2024.

It's about 2034, and 2044, and 2054 and so on. It's about SMART spending now that will create returns on our investments for generations to come.

Parks where our kids, grandkids, and great grandkids will play.

Buildings where tomorrow's businesses will operate, where their employees will work, and where those workers will raise their families.

Programs and services that will make our neighborhoods safer and that will provide the help some of our neighbors need to put them on a path to success.

All it takes is all of us, working together, believing in the same goals, and a little investment.

When you walk into this House of Sport, there's an area just inside the entrance that tells the story of Dick's Sporting Goods.

In that area you'll see a cookie jar that belonged to our friend Tim Myers. Dick's gives these jars to employees after 20 years with the company along with \$300.

It was with \$300 from his grandmother's cookie jar that Dick Stack started this company...a young man with a dream, a strong work ethic, and a small investment.

75 years later, look at what that \$300 has turned into.

75 years from tonight, I hope that the investments we're making in our community now will have a similar lasting impact on Broome County.

With all of us committed to working together, I know they can.

Thank you!

Summary by Fund
2020-2024

Summary by Fund
2024 Adopted

	Appropriations	Estimated Revenue	Appropriated Fund Balance	Property Tax Support
<u>General Fund</u>				
General Operating Departments	\$ 159,484,214	\$ 167,673,296	\$ 3,894,463	\$ (12,083,545)
Social Services	123,559,436	58,938,899	-	64,620,537
<u>Enterprise Funds</u>				
Aviation	5,457,657	2,645,419	-	2,812,238
Public Transportation	14,825,595	14,279,476	-	546,119
Solid Waste Management	12,815,309	12,815,309	-	-
Willow Point Nursing Home	37,599,335	33,505,249	4,094,086	-
<u>Internal Service Funds</u>				
Fleet Management	2,757,039	1,657,039	1,100,000	-
Health Insurance	63,411,199	60,610,103	2,801,096	-
Risk Management	3,756,637	3,756,637	-	-
Workers Compensation	4,057,666	4,057,666	-	-
<u>Special Revenue Funds</u>				
County Library	2,560,429	1,060,370	-	1,500,059
Road Machinery	3,403,371	75,291	-	3,328,080
County Road	12,347,387	3,405,925	-	8,941,462
Veterans' Arena	2,531,909	688,444	-	1,843,465
Enjoie Golf Course	1,422,185	1,342,185	80,000	-
<u>Total All Funds</u>	\$ 449,989,368	\$ 366,511,308	\$ 11,969,645	\$ 71,508,415
<u>Provision for Uncollected Taxes</u>				\$ 700,000
<u>Total Property Tax Levy</u>				\$ 72,208,415

	Appropriations	Estimated Revenue	Appropriated Fund Balance	Property Tax Support
2023 Totals	\$ 431,452,320	\$ 356,844,898	\$ 3,026,727	\$ 72,280,695
2024 Change from 2023 in dollars	18,537,048	9,666,410	8,942,918	(72,280)
2024 Change from 2023 as percentage	4.30%	2.71%	295.46%	-0.10%

	2023	2024	Change (in Dollars)	Change (as Percentage)
Real Property Full Value	\$ 11,577,814,886	\$ 12,506,349,041	\$ 928,534,155	8.020%
Full Value Tax Rate	6.24	5.77	(0.47)	-7.517%
Real Property Taxable Value	\$ 6,032,450,219	\$ 6,287,412,903	\$ 254,962,684	4.227%
Taxable Value Tax Rate	11.98	11.48	(0.50)	-4.151%

**Summary by Fund
2023 Adopted**

	Appropriations	Estimated Revenue	Appropriated Fund Balance	Property Tax Support
<u>General Fund</u>				
General Operating Departments	\$152,409,212	\$158,280,534	\$ 2,500,000	\$ (8,371,322)
Social Services	118,746,177	57,375,152	-	61,371,025
<u>Enterprise Funds</u>				
Aviation	5,298,853	2,535,765	-	2,763,088
Public Transportation	13,960,079	13,215,359	-	744,720
Solid Waste Management	12,949,859	12,949,859	-	-
Willow Point Nursing Home	32,340,647	32,340,647	-	-
<u>Internal Service Funds</u>				
Central Food and Nutrition	5,069,611	5,069,611	-	-
Fleet Management	1,640,118	1,640,118	-	-
Health Insurance	60,034,817	59,508,090	526,727	-
Risk Management	3,591,614	3,591,614	-	-
Workers Compensation	4,057,664	4,057,664	-	-
<u>Special Revenue Funds</u>				
County Library	2,438,574	994,934	-	1,443,640
Road Machinery	3,344,595	42,218	-	3,302,377
County Road	11,911,481	3,330,249	-	8,581,232
Veterans' Arena	2,397,792	651,857	-	1,745,935
Enjoie Golf Course	1,261,227	1,261,227	-	-
<u>Total All Funds</u>	<u>\$431,452,320</u>	<u>\$356,844,898</u>	<u>\$3,026,727</u>	<u>\$71,580,695</u>
<u>Provision for Uncollected Taxes</u>				\$700,000
<u>Total Property Tax Levy</u>				<u>\$72,280,695</u>

	Appropriations	Estimated Revenue	Appropriated Fund Balance	Property Tax Support
2022 Totals	\$409,623,640	\$336,856,645	\$1,113,946	\$72,353,049
2023 Change from 2022 in dollars	21,828,680	19,988,253	1,912,781	(72,354)
2023 Change from 2022 as percentage	5.33%	5.93%	171.71%	-0.10%

	2022	2023	Change (in Dollars)	Change (as Percentage)
Real Property Full Value	\$ 10,498,432,391	\$ 11,577,814,886	\$ 1,079,382,495	10.281%
Full Value Tax Rate	6.89	6.24	(0.65)	-9.414%
Real Property Taxable Value	\$ 5,896,017,562	\$ 6,032,450,219	\$ 136,432,657	2.314%
Taxable Value Tax Rate	12.27	11.98	(0.29)	-2.359%

Summary by Fund
2022 Adopted

	Appropriations	Estimated Revenue	Appropriated Fund Balance	Property Tax Support
<u>General Fund</u>				
General Operating Departments	\$138,375,974	\$144,365,940	\$ -	\$ (5,989,966)
Social Services	118,385,419	56,300,466	-	62,084,953
<u>Enterprise Funds</u>				
Aviation	3,628,061	1,802,387	-	1,825,674
Public Transportation	12,500,956	11,974,810	-	526,146
Solid Waste Management	11,574,589	11,574,589	-	-
Willow Point Nursing Home	32,684,752	33,002,732	(317,980)	-
<u>Internal Service Funds</u>				
Central Food and Nutrition	5,358,327	5,358,327	-	-
Fleet Management	1,176,475	1,176,475	-	-
Health Insurance	58,795,285	57,293,937	1,501,348	-
Risk Management	3,335,321	3,335,321	-	-
Workers Compensation	4,060,258	4,060,258	-	-
<u>Special Revenue Funds</u>				
County Library	2,331,166	932,179	-	1,398,987
Road Machinery	2,791,041	95,292	-	2,695,749
County Road	11,593,537	3,672,634	-	7,920,903
Veterans' Arena	1,831,280	640,677	-	1,190,603
Enjolie Golf Course	1,201,199	1,270,621	(69,422)	-
<u>Total All Funds</u>	\$409,623,640	\$336,856,645	\$1,113,946	\$71,653,049
<u>Provision for Uncollected Taxes</u>				\$700,000
<u>Total Property Tax Levy</u>				<u>\$72,353,049</u>
	Appropriations	Estimated Revenue	Appropriated Fund Balance	Property Tax Support
2021 Totals	\$402,110,952	\$327,977,441	\$2,390,352	\$72,443,159
2022 Change from 2021 in dollars	7,512,688	8,879,204	(1,276,406)	(90,110)
2022 Change from 2021 as percentage	1.87%	2.71%	-53.40%	-0.12%
	2021	2022	Change (in Dollars)	Change (as Percentage)
Real Property Full Value	\$ 10,284,037,478	\$ 10,498,432,391	\$ 214,394,913	2.085%
Full Value Tax Rate	7.04	6.89	(0.15)	-2.164%
Real Property Taxable Value	\$ 5,766,848,559	\$ 5,896,017,562	\$ 129,169,003	2.240%
Taxable Value Tax Rate	12.56	12.27	(0.29)	-2.312%

**Summary by Fund
2021 Adopted**

	Appropriations	Estimated Revenue	Appropriated Fund Balance	Property Tax Support
<u>General Fund</u>				
General Operating Departments	\$134,770,138	\$138,322,928	\$ -	\$ (3,552,790)
Social Services	119,248,586	57,714,730	-	61,533,856
<u>Enterprise Funds</u>				
Aviation	3,528,104	2,025,410	-	1,502,694
Public Transportation	12,682,359	12,682,359	-	-
Solid Waste Management	9,503,371	9,503,371	-	-
Willow Point Nursing Home	32,721,662	32,721,662	-	-
<u>Internal Service Funds</u>				
Central Food and Nutrition	5,019,262	5,019,262	-	-
Fleet Management	1,150,093	1,150,093	-	-
Health Insurance	58,193,854	55,803,502	2,390,352	-
Risk Management	2,204,647	2,204,647	-	-
Workers Compensation	4,061,370	4,061,370	-	-
<u>Special Revenue Funds</u>				
County Library	2,123,538	888,414	-	1,235,124
Road Machinery	2,743,601	92,060	-	2,651,541
County Road	11,284,332	3,945,370	-	7,338,962
Veterans' Arena	1,735,897	739,364	-	996,533
Enjoie Golf Course	1,140,138	1,102,899	-	37,239
<u>Total All Funds</u>	<u>\$402,110,952</u>	<u>\$327,977,441</u>	<u>\$2,390,352</u>	<u>\$71,743,159</u>
Provision for Uncollected Taxes				\$700,000
<u>Total Property Tax Levy</u>				<u>\$72,443,159</u>

	Appropriations	Estimated Revenue	Appropriated Fund Balance	Property Tax Support
2020 Totals	\$400,736,695	\$325,198,062	\$3,719,836	\$72,518,797
2021 Change from 2020 in dollars	1,374,257	2,779,379	(1,329,484)	(75,638)
2021 Change from 2020 as percentage	0.34%	0.85%	-35.74%	-0.10%

	2020	2021	Change (in Dollars)	Change (as Percentage)
Real Property Full Value	\$ 10,026,875,619	\$ 10,284,037,478	\$ 257,161,859	2.565%
Full Value Tax Rate	7.23	7.04	(0.19)	-2.602%
Real Property Taxable Value	\$ 5,741,106,482	\$ 5,766,848,559	\$ 25,742,077	0.448%
Taxable Value Tax Rate	12.63	12.56	(0.07)	-0.550%

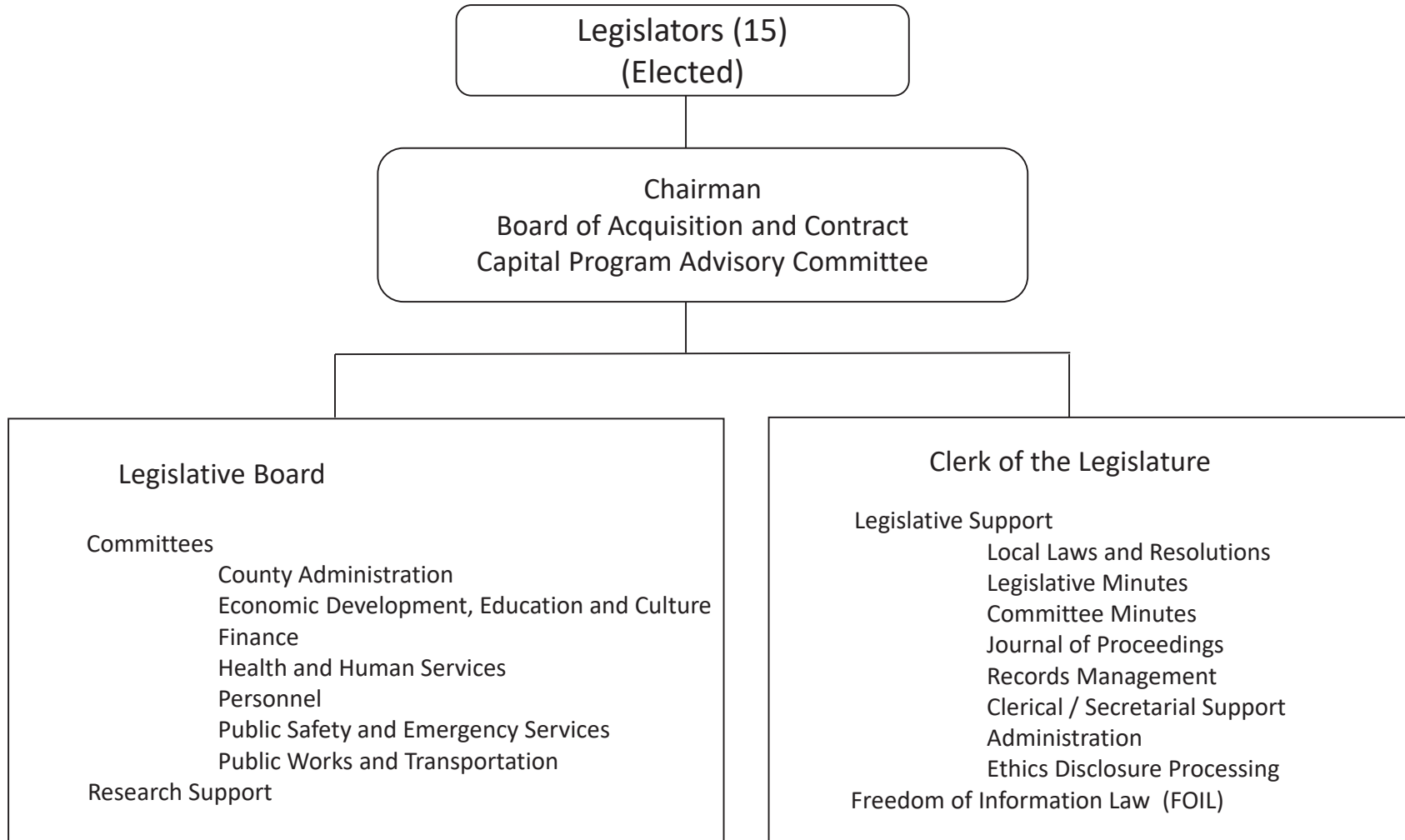
Summary by Fund
2020 Adopted

	Appropriations	Estimated Revenue	Appropriated Fund Balance	Property Tax Support
<u>General Fund</u>				
General Operating Departments	\$133,669,467	\$138,579,030	\$-	\$ (4,909,563)
Social Services	121,529,879	59,595,744	-	61,934,135
<u>Enterprise Funds</u>				
Aviation	3,782,154	2,207,553	-	1,574,601
Public Transportation	13,023,334	11,422,253	-	1,601,081
Solid Waste Management	9,485,013	9,485,059	(46)	-
Willow Point Nursing Home	32,479,854	32,479,854	-	-
<u>Internal Service Funds</u>				
Central Food and Nutrition	5,247,421	5,247,421	-	-
Fleet Management	1,297,786	1,303,622	(5,836)	-
Health Insurance	55,584,838	51,859,120	3,725,718	-
Risk Management	2,085,724	2,085,724	-	-
Workers Compensation	4,061,566	4,061,566	-	-
<u>Special Revenue Funds</u>				
County Library	2,066,065	886,222	-	1,179,843
Road Machinery	2,723,666	80,824	-	2,642,842
County Road	10,940,007	3,999,068	-	6,940,939
Veterans' Arena	1,648,660	812,749	-	835,911
Enjoie Golf Course	1,111,261	1,092,253	-	19,008
<u>Total All Funds</u>	<u>\$400,736,695</u>	<u>\$325,198,062</u>	<u>\$3,719,836</u>	<u>\$71,818,797</u>
Provision for Uncollected Taxes				\$700,000
<u>Total Property Tax Levy</u>				<u>\$72,518,797</u>
	Appropriations	Estimated Revenue	Appropriated Fund Balance	Property Tax Support
2019 Totals	\$385,835,458	\$309,488,598	\$3,784,348	\$73,262,512
2020 Change from 2019 in dollars	14,901,237	15,709,464	(64,512)	(743,715)
2020 Change from 2019 as percentage	3.86%	5.08%	-1.70%	-1.02%
	2019	2020	Change (in Dollars)	Change (as Percentage)
Real Property Full Value	\$ 9,795,230,773	\$ 10,026,119,958	\$ 230,889,185	2.357%
Full Value Tax Rate	7.48	7.23	(0.25)	-3.295%
Real Property Taxable Value	\$ 5,729,813,904	\$ 5,741,106,482	\$ 11,292,578	0.197%
Taxable Value Tax Rate	12.79	12.63	(0.15)	-1.210%

General Government

<u>Department/Division</u>	<u>Page</u>	<u>Department/Division</u>	<u>Page</u>
Legislative Board		Law	
Clerk of the Legislature	2	Law	73
Legislature	7	Law—DSS Legal Unit	78
Executive	10	Personnel	83
County Clerk		Public Defender	91
Records	15	Assigned Counsel	97
Motor Vehicles	20	Public Works	
Records Management	24	Administration	100
District Attorney	28	Buildings and Grounds	105
Audit and Control		Engineering	112
Audit and Control	36	Fleet Management	118
Weights and Measures	41	Purchasing	124
Coroners	45	Real Property Tax Services	130
Elections	49	Risk and Insurance	
Office of Management and Budget	54	Risk Management	138
Information Technology		Health Insurance	144
Information Services	61	Workers Compensation	147
Communication Services	68		

Legislature



Legislature

Legislative Clerk

Mission Statement

The Clerk of the Legislature supervises and coordinates daily activities of the office of the Legislature.

Description

This office drafts and distributes all legislation to appropriate committees, processes, certifies, and disseminates all legislation, provides minutes of all legislative sessions and all committee meetings, prepares and files the required documentation on all approved local laws with the Secretary of State and provides clerical, secretarial, research and operational support to the individual Legislators. Prepares, maintains, and distributes the Directory of Federal, State, County, and Municipal Officials.

The Clerk also serves as the Records Access Officer for Broome County Government, processing Freedom of Information Requests on a continual basis.

Maintains and distributes updates to the County's Charter and Administrative Code.

Provides support to the Agricultural and Farmland Protection Board.

Serves as support staff to the Board of Ethics by maintaining, distributing, collecting and submitting for review by the Board, the annual Financial Disclosure Statement, which nearly 200 County officials are required to complete.

2024 Objectives

- Improve the paperless process by which resolution requests are submitted.
- Improve the paperless process for the distribution of resolution and agendas to County personnel.
- Make the business of the Legislature accessible to the public using the County website and social media.
- Make accessing public records as easy as possible for the public using a well-designed paper form and an on-line submission form.
- Enhance the capabilities of the office and the Legislative Assistants using student interns.
- Highlight the community through initiatives such as the Veterans of Distinction program, the Agricultural Celebration and the Community Art Series and other public outreach initiatives.

2024 Budget Highlights

- In the 2024 budget, this office has restricted expenses wherever possible.

Legislature 12010001
Clerk

<u>Title of Position</u>	<u>Grade/Unit</u>	As of June 15, 2023				
		<u>2022 Actuals</u>	<u>Current Authorized</u>	<u>2024 Requested</u>	<u>2024 Recommended</u>	<u>2024 Adopted</u>
<u>Full-Time Positions</u>						
Clerk of the County Legislature	K Admin	0	0	1	1	1
Clerk of the County Legislature	H Admin	1	1	0	0	0
Deputy Clerk of the County Legislature	22 Admin	0	0	1	1	1
Deputy Clerk of the County Legislature	21 Admin	1	1	0	0	0
Second Deputy Clerk of the County Legislature	18 Admin	0	0	1	1	1
Second Deputy Clerk of the County Legislature	17 Admin	1	1	0	0	0
Total Full-Time Positions		3	3	3	3	3
<u>Part-Time Positions</u>						
None						
Total Part-Time Positions		0	0	0	0	0
Total Positions		3	3	3	3	3

BROOME COUNTY GOVERNMENT
 REVENUE AND APPROPRIATION SUMMARY
 BY DEPARTMENT AND DIVISION

FUND: 1010 General Operating
 DEPT: 12000000 Legislative
 DIV: 01 Legislative-Clerk

Account	2022 Actuals	2023 Budget	2023 YTD Actuals As of 11/20/23	2024 Budget Requested	2024 Budget Recommended	2024 Budget Adopted
12000000 Legislative						
0000006 Sale of Prop and Comp for Loss						
5000512 MINOR SALES OTHER	665	400	382	400	400	400
0000006 Sale of Prop and Comp for Loss Totals	665	400	382	400	400	400
0000007 Misc Interfund Revenues						
5000545 CREDIT CARD REBATES	1	0	0	0	0	0
0000007 Misc Interfund Revenues Totals	1	0	0	0	0	0
Rev Total for Div: 1201	666	400	382	400	400	400
0000010 Personnel Service						
6001000 SALARIES FULL-TIME	201,906	215,040	175,055	242,896	242,896	242,896
6001002 SALARIES TEMPORARY	0	3,360	0	3,600	3,600	3,600
0000010 Personnel Service Totals	201,906	218,400	175,055	246,496	246,496	246,496
0000040 Contractual Expenditures						
6004010 BOOKS AND SUBSCRIPTIONS	21	360	248	360	360	360
6004012 OFFICE SUPPLIES	771	600	586	600	600	600
6004073 SUBSCRIPTIONS	147	0	0	0	0	0
6004105 DUES AND MEMBERSHIPS	150	150	150	150	150	150
6004106 GENERAL OFFICE EXPENSES	1,048	7,700	2,813	7,750	7,750	7,750
6004131 PHOTOGRAPHIC EXPENSES	347	0	0	350	350	350
6004137 ADVERTISING AND PROMOTION EXPE	2,819	1,000	414	1,000	1,000	1,000
6004162 EDUCATION AND TRAINING	450	872	500	550	550	550
6004196 COPYING MACHINE RENTALS	2,301	2,320	1,788	2,988	2,988	2,988
6004541 STENOGRAPHIC SERVICES	116	600	86	600	600	600
6004573 OTHER FEES FOR SERVICES	3,145	3,500	0	3,500	3,500	3,500
0000040 Contractual Expenditures Totals	11,315	17,102	6,585	17,848	17,848	17,848
0000041 Chargeback Expenses						
6004602 INSURANCE PREMIUM CHARGEBACK	297	389	292	507	507	507

REPORT:BP033

BROOME COUNTY GOVERNMENT
REVENUE AND APPROPRIATION SUMMARY
BY DEPARTMENT AND DIVISION

FUND: 1010 General Operating
DEPT: 12000000 Legislative
DIV: 01 Legislative-Clerk

Account	2022 Actuals	2023 Budget	2023 YTD Actuals As of 11/20/23	2024 Budget Requested	2024 Budget Recommended	2024 Budget Adopted
6004606 TELEPHONE BILLING ACCOUNT	0	912	456	1,368	1,368	1,368
6004609 DATA PROCESSING CHARGEBACKS	0	1,816	908	1,831	1,831	1,831
0000041 Chargeback Expenses Totals	297	3,117	1,656	3,706	3,706	3,706
0000080 Employee Benefits						
6008001 STATE RETIREMENT	30,319	42,234	32,933	43,923	43,923	43,923
6008002 SOCIAL SECURITY	14,679	16,706	12,705	18,581	18,581	18,581
6008004 WORKERS COMPENSATION	386	976	732	894	894	894
6008006 LIFE INSURANCE	16	45	14	45	45	45
6008007 HEALTH INSURANCE	40,060	42,019	35,891	42,859	42,859	42,859
6008009 RETIREE HEALTH INSURANCE	6,948	7,294	6,079	7,441	7,441	7,441
0000080 Employee Benefits Totals	92,408	109,274	88,354	113,743	113,743	113,743
Exp Total for Div: 1201	305,926	347,893	271,650	381,793	381,793	381,793
Total for Div: 12000000	-305,260	-347,493	-271,268	-381,393	-381,393	-381,393

Legislature

Legislature

Mission Statement

The Broome County Legislature is the policy-making body and taxing authority of Broome County Government. The Legislature is comprised of 15 elected Legislators each representing a district. Through its power to legislate and approve appropriations, the County Legislature shapes the direction of Broome County Government and provides oversight over county operations. The Broome County Charter further defines the duties and powers of the Legislature.

Description

The County Legislature is responsible for the adoption of all local legislation and the levy of property taxes to fund county governmental operations. Other specific powers include the power to make appropriations, incur indebtedness, and adopt an annual budget, to create, alter, combine or abolish positions (job titles) except those units headed by elected officials, to confirm appointments by the County Executive, to adopt the equalization rates for the City of Binghamton and the 16 towns within the County and to award all contracts for professional services exceeding \$15,000.

The Chair of the Legislature presides at meetings of the County Legislature and appoints all standing and ad hoc committees. The Chair is an ex-officio member of every committee. Additionally, the Chair is a member of the Board of Acquisition and Contract (BAC) and several advisory boards pursuant to the provisions of the Broome County Charter.

The Chair of the Finance Committee, the Chair of the Public Works and Transportation Committee and the Chair of the Legislature are all members of the Capital Project Advisory Committee.

The Legislative Assistants provide research and support to the Chair, the Committees, and Legislators and facilitate activities and initiatives of the Legislature.

2024 Objectives

- Carefully scrutinize all County spending with the specific goal of controlling property taxes.
- Work to create an atmosphere that will promote economic development within the County and region to enhance the County's tax base and employment opportunities.
- Review County Departments and services to determine where administration and other functions can be more effectively managed.
- Consider all possible opportunities for the most efficient delivery of services, including sharing of resources and services with municipalities.
- Work to improve the quality of life for residents of Broome County.

2024 Budget Highlights

- In the 2024 budget the Legislature has restricted expenses wherever possible.

Legislature 12020001
Legislature

As of
June 15, 2023

<u>Title of Position</u>	<u>Grade/Unit</u>	<u>2022 Actuals</u>	<u>Current Authorized</u>	<u>2024 Requested</u>	<u>2024 Recommended</u>	<u>2024 Adopted</u>
<u>Full-Time Positions</u>						
Legislative Assistant	23 Admin	2	2	2	2	2
Total Full-Time Positions		2	2	2	2	2
<u>Part-Time Positions</u>						
Chairman*/County Legislator	Elected	1	1	1	1	1
County Legislator	Elected	14	14	14	14	14
Total Part-Time Positions		15	15	15	15	15
Total Positions		17	17	17	17	17

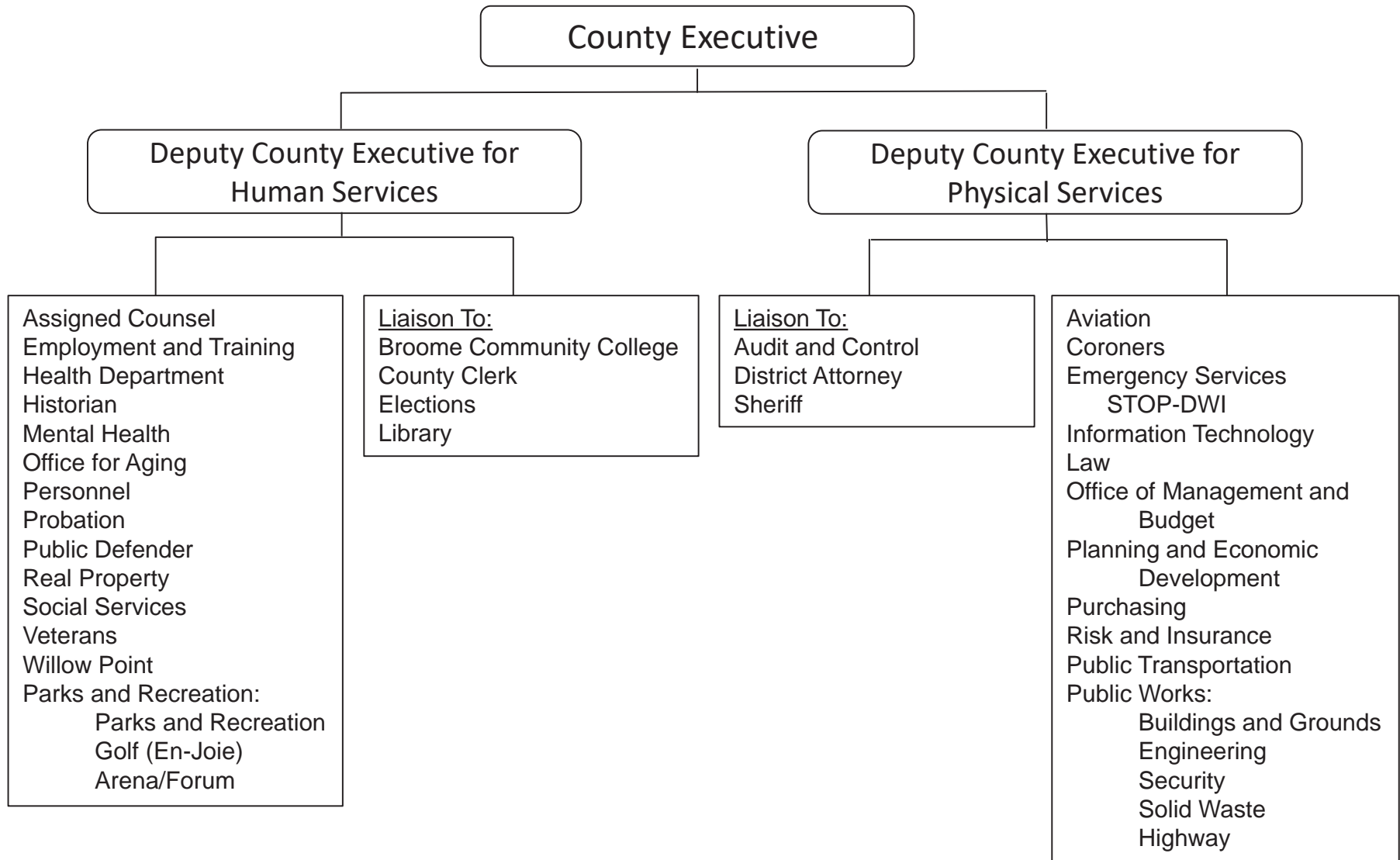
* Elected by peers

BROOME COUNTY GOVERNMENT
 REVENUE AND APPROPRIATION SUMMARY
 BY DEPARTMENT AND DIVISION

FUND: 1010 General Operating
 DEPT: 12000000 Legislative
 DIV: 02 Legislative-Legislature

Account	2022 Actuals	2023 Budget	2023 YTD Actuals As of 11/20/23	2024 Budget Requested	2024 Budget Recommended	2024 Budget Adopted
0000010 Personnel Service						
6001000 SALARIES FULL-TIME	133,295	144,742	77,466	136,269	136,269	136,269
6001001 SALARIES PART-TIME	195,000	195,000	161,250	195,000	195,000	195,000
0000010 Personnel Service Totals	328,295	339,742	238,716	331,269	331,269	331,269
0000040 Contractual Expenditures						
6004162 EDUCATION AND TRAINING	0	1,266	0	1,500	1,500	1,500
6004538 LEGAL CHARGES AND FEES	0	30,000	0	30,000	30,000	30,000
0000040 Contractual Expenditures Totals	0	31,266	0	31,500	31,500	31,500
0000041 Chargeback Expenses						
6004602 INSURANCE PREMIUM CHARGEBACK	894	1,166	875	1,522	1,522	1,522
0000041 Chargeback Expenses Totals	894	1,166	875	1,522	1,522	1,522
0000080 Employee Benefits						
6008001 STATE RETIREMENT	42,306	56,795	36,776	45,559	45,559	45,559
6008002 SOCIAL SECURITY	21,475	25,991	15,422	25,343	25,343	25,343
6008004 WORKERS COMPENSATION	1,155	2,926	2,195	2,683	2,683	2,683
6008006 LIFE INSURANCE	92	255	74	255	255	255
6008007 HEALTH INSURANCE	130,235	130,791	108,980	143,122	143,122	143,122
6008009 RETIREE HEALTH INSURANCE	118,934	124,160	69,510	72,714	72,714	72,714
0000080 Employee Benefits Totals	314,197	340,918	232,957	289,676	289,676	289,676
Exp Total for Div: 1202	643,386	713,092	472,548	653,967	653,967	653,967
Total for Div: 12000000	-643,386	-713,092	-472,548	-653,967	-653,967	-653,967
Total for Dept: 12000000	-948,646	-1,060,585	-743,816	-1,035,360	-1,035,360	-1,035,360

County Executive



County Executive

Mission Statement

To efficiently and effectively manage the operations and capital, operating and grant budgets of all county departments and to provide residents with quality services creating a high quality of life in a cost-effective manner.

Description

The office and duties of the County Executive are established by Article III, Sections 301-312 of the Broome County Charter adopted November 1968. The County Executive is the Chief Executive Officer and administrative head of Broome County government. The County Executive is an elected position serving a four-year term.

The County Executive oversees all County departments. The Executive is also responsible for communicating information regarding county services, programs, activities, and public policy to county employees, the public, and local, state and federal elected officials.

The County Executive is responsible for implementing local laws and resolutions as defined in the Broome County Charter and Code. The County Executive supervises and directs the internal organization and administration of all department and other administrative units. In addition, the County Executive appoints members to various county boards and commissions.

2024 Objectives

- To work closely with all levels of government, departments and community partners to meet challenges posed by current economic conditions. The Executive Office will strive to maintain the quality services that residents depend upon and deserve. All services will continue to be constantly evaluated to ensure they are provided in the most cost-effective manner.
- To enhance economic development, the Executive Office will continue to contain property taxes by efficient operations within county government. These efforts will include, but are not limited to:
 - Enforcement of strict guidelines and accountability for spending by all county departments.
 - Emphasis of increased efficiency of all departments improving performance and reducing expenses.
 - Monitoring all capital projects for completion and quality.
 - Ensuring current and planned projects fit within the current economic model and are sustainable in the near as well as foreseeable future.
 - Creating and promoting strategies to make Broome County a viable place for investment.

2024 Budget Highlights

- The department controlled costs to the extent possible.

County Executive 05000001

<u>Title of Position</u>	<u>Grade/Unit</u>	As of June 15, 2023				
		<u>2022 Actuals</u>	<u>Current Authorized</u>	<u>2024 Requested</u>	<u>2024 Recommended</u>	<u>2024 Adopted</u>
<u>Full-Time Positions</u>						
County Executive	Elected	1	1	1	1	1
Deputy County Executive for Human Services	K Admin	1	1	1	1	1
Deputy County Executive for Physical Services	K Admin	1	1	1	1	1
Executive Asst. to the County Executive	24 Admin	0	0	1	1	1
Executive Asst. to the County Executive	23 Admin	1	1	0	0	0
Administrative Asst. to the County Executive	21 Admin	0	0	1	1	1
Administrative Asst. to the County Executive	20 Admin	1	1	0	0	0
Secretary to Deputy County Executive	16 Admin	0	0	1	1	1
Secretary to Deputy County Executive	15 Admin	1	1	0	0	0
Total Full-Time Positions		6	6	6	6	6
<u>Part-Time Positions</u>						
None						
Total Part-Time Positions		0	0	0	0	0
Total Positions		6	6	6	6	6

BROOME COUNTY GOVERNMENT
 REVENUE AND APPROPRIATION SUMMARY BY DEPARTMENT

FUND: 1010 General Operating
 DEPT: 05000000 County Executive

Account	2022 Actuals	2023 Budget	2023 YTD Actuals As of 11/20/23	2024 Budget Requested	2024 Budget Recommended	2024 Budget Adopted
0000002 Departmental Income						
5000332 INDIRECT COSTS CHARGEBACK	1,421,183	1,356,839	0	1,307,718	1,307,718	1,307,718
5000340 Int Gov'tl Charges - Excess Bu	1,692,128	0	0	0	0	0
0000002 Departmental Income Total	3,113,311	1,356,839	0	1,307,718	1,307,718	1,307,718
0000007 Misc Interfund Revenues						
5000530 REFUNDS OF PRIOR YEARS EXPENDI	641	0	515	0	0	0
0000007 Misc Interfund Revenues Total	641	0	515	0	0	0
Rev Totals for Dept: 05000000	3,113,952	1,356,839	515	1,307,718	1,307,718	1,307,718
0000010 Personnel Service						
6001000 SALARIES FULL-TIME	464,835	499,909	422,603	540,658	540,658	540,658
6001002 SALARIES TEMPORARY	616	6,650	7,261	6,871	6,871	6,871
0000010 Personnel Service Totals	465,451	506,559	429,864	547,529	547,529	547,529
0000040 Contractual Expenditures						
6004010 BOOKS AND SUBSCRIPTIONS	0	600	87	600	600	600
6004012 OFFICE SUPPLIES	496	2,750	1,579	2,750	2,750	2,750
6004137 ADVERTISING AND PROMOTION EXPE	224	900	570	900	900	900
6004161 TRAVEL HOTEL AND MEALS	1,963	3,750	804	4,000	4,000	4,000
6004162 EDUCATION AND TRAINING	2,562	2,750	1,679	3,000	3,000	3,000
6004196 COPYING MACHINE RENTALS	2,908	3,128	2,878	3,128	3,128	3,128
0000040 Contractual Expenditures Totals	8,153	13,878	7,597	14,378	14,378	14,378
0000041 Chargeback Expenses						
6004602 INSURANCE PREMIUM CHARGEBACK	687	904	678	1,198	1,198	1,198
6004606 TELEPHONE BILLING ACCOUNT	0	2,477	1,238	2,477	2,477	2,477
6004609 DATA PROCESSING CHARGEBACKS	0	1,472	736	2,462	2,462	2,462
0000041 Chargeback Expenses Totals	687	4,853	2,652	6,137	6,137	6,137

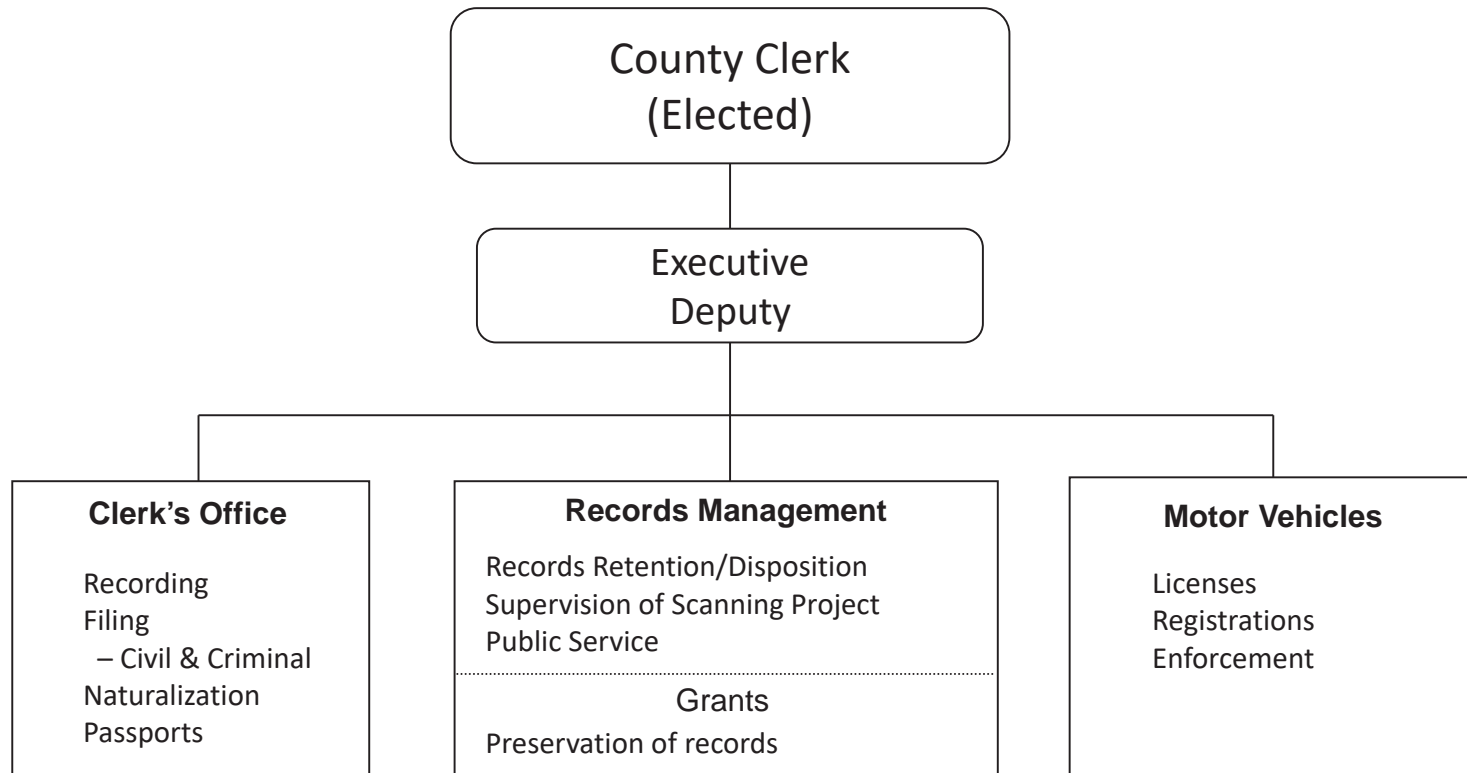
REPORT:BP032

BROOME COUNTY GOVERNMENT
REVENUE AND APPROPRIATION SUMMARY BY DEPARTMENT

FUND: 1010 General Operating
DEPT: 05000000 County Executive

Account	2022 Actuals	2023 Budget	2023 YTD Actuals As of 11/20/23	2024 Budget Requested	2024 Budget Recommended	2024 Budget Adopted
0000080 Employee Benefits						
6008001 STATE RETIREMENT	58,267	86,644	67,808	85,806	85,806	85,806
6008002 SOCIAL SECURITY	34,116	38,753	31,460	41,360	41,360	41,360
6008004 WORKERS COMPENSATION	1,585	3,137	2,353	3,451	3,451	3,451
6008006 LIFE INSURANCE	32	90	27	90	90	90
6008007 HEALTH INSURANCE	53,923	65,161	49,619	59,956	59,956	59,956
6008009 RETIREE HEALTH INSURANCE	139,202	146,146	121,788	148,719	148,719	148,719
0000080 Employee Benefits Totals	287,125	339,931	273,055	339,382	339,382	339,382
Exp Totals for Dept: 05000000	761,416	865,221	713,168	907,426	907,426	907,426
Total for Dept: 05000000	2,352,536	491,618	-712,653	400,292	400,292	400,292

County Clerk



County Clerk Records

Mission Statement

Oversee the processing, filing, scanning and storing of thousands of vital property, business and court documents every year, while offering superior customer service to the stakeholders who utilize the office.

Description

The County Clerk's Office provides the necessary services for the efficient filing and recording of land records, court filings, judgment and lien filings, acceptance of passport applications and naturalization of citizens as required by the State of New York and the federal government.

The County Clerk's Office is a consistent revenue generator for Broome County government. The office collects several taxes and fees on behalf of other departments and agencies. While the office retains a portion of some of the fees, the office acts largely as a collection or pass-through department for these fees. The office also provides significant operating revenues for certain other County departments. In 2022, the total funds collected by the Clerk's Office was \$14,150,156. Out of that grand total, the amount retained for the County's general fund was only \$1,202,205 (there are other funds that the County receives, but do not go towards the general fund, but instead are ear marked for the Office for Aging or Veterans Services), while the amount passed along to other entities was \$12,947,950. We believe that this is crucial information, even if 90% of the revenue collected and passed along to other entities is not captured by the limited budget submission module in the County's PeopleSoft program. (Source: Broome County Clerk 2023 Annual Report.)

2024 Objectives

One of the goals of the County Clerk's office is to continue to offer excellent customer service to the stakeholders who utilize the office, while maximizing revenue for the County. We are always looking to implement new ideas including:

- Continue the expansion of the e-filing and e-recording programs, to reduce costs, reduce the volume of paper records, increase office efficiencies, and make sure documents are available for remote access.
- Continue to strive to increase access to our office for the general public, including after-hours passport fairs and ensuring our office hours match the local court system's.

2024 Budget Highlights

While the County Clerk's Office revenues will continue to exceed expenses, it is imperative that our office's operational needs are met. The County Clerk's Office is not pursuing any new or additional initiatives or programs this year.

County Clerk 04010001
Records

<u>Title of Position</u>	<u>Grade/Unit</u>	2022 <u>Actuals</u>	As of	2024 <u>Requested</u>	2024 <u>Recommended</u>	2024 <u>Adopted</u>
			June 15, 2023 <u>Current Authorized</u>			
<u>Full-Time Positions</u>						
County Clerk	Elected	1	1	1	1	1
Executive Deputy County Clerk	E Admin	0	1	1	1	1
Executive Deputy County Clerk	C Admin	1	0	0	0	0
Deputy County Clerk	19 Admin	0	2	2	2	2
Deputy County Clerk	17 Admin	2	0	0	0	0
Secretary to the County Clerk	18 Admin	0	1	1	1	1
Secretary to the County Clerk	16 Admin	1	0	0	0	0
Senior Index Clerk	11 CSEA	2	2	2	2	2
Index Clerk	10 CSEA	4	4	4	4	4
Total Full-Time Positions		11	11	11	11	11
<u>Part-Time Positions</u>						
None						
Total Part-Time Positions		0	0	0	0	0
Total Positions		11	11	11	11	11

REPORT:BP033

BROOME COUNTY GOVERNMENT
REVENUE AND APPROPRIATION SUMMARY
BY DEPARTMENT AND DIVISION

FUND: 1010 General Operating
DEPT: 04000000 County Clerk
DIV: 01 County Clerk- Records

Account	2022 Actuals	2023 Budget	2023 YTD Actuals As of 11/20/23	2024 Budget Requested	2024 Budget Recommended	2024 Budget Adopted
04000000 County Clerk						
0000002 Departmental Income						
5000104 CLERK FEES	1,131,489	1,050,000	776,065	1,050,000	1,050,000	1,050,000
5000105 XEROX MACHINE	1,496	1,700	1,340	1,250	1,250	1,250
5000106 MORTGAGE TAX	440,825	440,824	415,617	519,407	519,407	519,407
5000220 REMOTE ACCESS CHARGE	67,096	80,000	50,327	65,000	65,000	65,000
5000426 MISCELLANEOUS	5,101	5,000	3,816	5,000	5,000	5,000
0000002 Departmental Income Totals	1,646,007	1,577,524	1,247,165	1,640,657	1,640,657	1,640,657
0000003 Use of Money						
5000451 INTEREST AND EARNINGS	162	150	106	150	150	150
0000003 Use of Money Totals	162	150	106	150	150	150
0000006 Sale of Prop and Comp for Loss						
5000518 SALE OF EQUIPMENT	60	0	0	0	0	0
0000006 Sale of Prop and Comp for Loss Totals	60	0	0	0	0	0
0000007 Misc Interfund Revenues						
5000540 GAIN FROM DISPOSITION OF ASSET	123	0	0	0	0	0
5000545 CREDIT CARD REBATES	19	0	0	0	0	0
0000007 Misc Interfund Revenues Totals	142	0	0	0	0	0
Rev Total for Div: 0401	1,646,371	1,577,674	1,247,271	1,640,807	1,640,807	1,640,807
0000010 Personnel Service						
6001000 SALARIES FULL-TIME	473,029	551,825	467,741	600,393	600,393	600,393
6001002 SALARIES TEMPORARY	2,349	3,960	0	4,500	4,500	4,500
0000010 Personnel Service Totals	475,378	555,785	467,741	604,893	604,893	604,893
0000040 Contractual Expenditures						

BROOME COUNTY GOVERNMENT
 REVENUE AND APPROPRIATION SUMMARY
 BY DEPARTMENT AND DIVISION

FUND: 1010 General Operating
 DEPT: 04000000 County Clerk
 DIV: 01 County Clerk- Records

Account	2022 Actuals	2023 Budget	2023 YTD Actuals As of 11/20/23	2024 Budget Requested	2024 Budget Recommended	2024 Budget Adopted
6004010 BOOKS AND SUBSCRIPTIONS	220	375	0	375	375	375
6004012 OFFICE SUPPLIES	3,057	6,000	4,585	6,000	6,000	6,000
6004041 PHOTOGRAPHIC SUPPLIES	540	540	865	1,100	1,100	1,100
6004056 COMPUTER EQUIPMENT(NON CAPITAL	153	901	0	901	901	901
6004100 POSTAGE AND FREIGHT	661	560	592	600	600	600
6004105 DUES AND MEMBERSHIPS	230	550	50	550	550	550
6004117 BUILDING AND GROUNDS EXPENSES	0	200	0	200	200	200
6004160 MILEAGE AND PARKING-LOCAL	228	50	261	300	300	300
6004161 TRAVEL HOTEL AND MEALS	2,714	1,500	2,169	3,000	3,000	3,000
6004196 COPYING MACHINE RENTALS	3,519	3,900	4,578	3,900	3,900	3,900
0000040 Contractual Expenditures Totals	11,322	14,576	13,100	16,926	16,926	16,926
0000041 Chargeback Expenses						
6004602 INSURANCE PREMIUM CHARGEBACK	1,914	2,467	1,850	3,301	3,301	3,301
6004604 DPW SECURITY CHARGEBACKS	25,021	15,600	11,700	16,425	16,425	16,425
6004606 TELEPHONE BILLING ACCOUNT	0	199	100	1,115	1,115	1,115
6004609 DATA PROCESSING CHARGEBACKS	0	71,787	36,984	89,374	89,374	89,374
0000041 Chargeback Expenses Totals	26,935	90,053	50,634	110,215	110,215	110,215
0000080 Employee Benefits						
6008001 STATE RETIREMENT	66,778	93,183	74,101	91,546	91,546	91,546
6008002 SOCIAL SECURITY	34,834	42,214	34,386	45,930	45,930	45,930
6008004 WORKERS COMPENSATION	23,194	17,116	12,837	17,090	17,090	17,090
6008006 LIFE INSURANCE	52	165	49	165	165	165
6008007 HEALTH INSURANCE	61,173	82,328	66,177	83,799	83,799	83,799
6008009 RETIREE HEALTH INSURANCE	185,835	200,165	148,896	182,315	182,315	182,315
6008010 DISABILITY INSURANCE	340	527	311	528	528	528
0000080 Employee Benefits Totals	372,206	435,698	336,757	421,373	421,373	421,373
Exp Total for Div: 0401	885,841	1,096,112	868,232	1,153,407	1,153,407	1,153,407
Total for Div: 04000000	760,530	481,562	379,039	487,400	487,400	487,400

County Clerk Motor Vehicles

Mission Statement

To oversee the processing of motor vehicle transactions, abiding by the laws and guidelines established by the NYS Department of Motor Vehicles and the Federal government, while offering superior customer service to the stakeholders who utilize the department.

Description

The DMV efficiently processes motor vehicle transactions, including the licensing of drivers and the registering of vehicles.

The DMV is a consistent revenue generator for Broome County government. The department also collects several taxes and fees on behalf of New York State. While the department retains a portion of some of the fees, for the most part the office acts as a collection or pass-through department for these fees.

As you may or may not know, up until this year, Broome County receives 12.7% of DMV revenue only if residents visit their local DMV to complete their registrations, renew licenses or purchase license plates. When residents renew registrations or licenses online or through the mail, New York State had been keeping the revenue.

Things will be changing. In the New York State's 2023 Annual Budget, a new retention model was passed, where counties will retain a flat 10.75% of all transactions, whether they are processed in a local office or online. This new model will take affect on January 1, 2024. NYS DMV circulated some projections, and they suggest Broome County could see as large as a 37% increase in revenue.

Our office is cautious in how we think this new retention model will work in practice.

2024 Objectives

The DMV is doing everything it can to maximize public access and the customer experience. We are looking to continue the following:

- Saturday hours at the Endicott DMV office
- Our weekly satellite office in Conklin, Harpursville, Whitney Point and Windsor and we are looking to add other locations to serve our rural communities.
- Six DMV "drop boxes" in Binghamton, Endwell, Harpursville, Johnson City and Whitney Point.
- The sale of E-ZPass tags through the E-ZPass On-the-Go Program.
- The continuation of an online appointment system for our DMV offices so people no longer need to wait in line.

2024 Budget Highlights

While DMV revenues will continue to exceed expenses, it is imperative that our office's operational needs are met. To ensure the best quality customer service, we are requesting an adjustment in employee salaries to maximize the retention of current staff similar to the one we requested 2 years ago.

County Clerk 04020001

Motor Vehicles

<u>Title of Position</u>	<u>Grade/Unit</u>	2022 <u>Actuals</u>	As of	2024 <u>Requested</u>	2024 <u>Recommended</u>	2024 <u>Adopted</u>
			June 15, 2023 <u>Current Authorized</u>			
<u>Full-Time Positions</u>						
Deputy County Clerk	19 Admin	0	1	1	1	1
Deputy County Clerk	17 Admin	1	0	0	0	0
Principal Motor Vehicle Clerk	15 CSEA	0	0	1	1	1
Principal Motor Vehicle Clerk	13 CSEA	1	1	0	0	0
Senior Motor Vehicle Clerk	13 CSEA	0	0	3	3	3
Senior Motor Vehicle Clerk	11 CSEA	3	3	0	0	0
Motor Vehicle Clerk	12 CSEA	0	0	12	12	12
Motor Vehicle Clerk	10 CSEA	12	12	0	0	0
Total Full-Time Positions		17	17	17	17	17
<u>Part-Time Positions</u>						
Motor Vehicle Clerk	12 CSEA	0	0	9	9	9
Motor Vehicle Clerk	10 CSEA	9	9	0	0	0
Total Part-Time Positions		9	9	9	9	9
Total Positions		26	26	26	26	26

REPORT:BP033

BROOME COUNTY GOVERNMENT
 REVENUE AND APPROPRIATION SUMMARY
 BY DEPARTMENT AND DIVISION

FUND: 1010 General Operating
 DEPT: 04000000 County Clerk
 DIV: 02 County Clerk - Motor Vehicles

Account	2022 Actuals	2023 Budget	2023 YTD Actuals As of 11/20/23	2024 Budget Requested	2024 Budget Recommended	2024 Budget Adopted
0000002 Departmental Income						
5000107 MOTOR VEHICLE	1,555,176	2,350,000	1,691,229	1,550,000	1,650,000	1,650,000
5000108 COLLECTION OF SALES TAX	3,876	16,000	9,391	10,000	10,000	10,000
0000002 Departmental Income Totals	1,559,052	2,366,000	1,700,620	1,560,000	1,660,000	1,660,000
0000003 Use of Money						
5000451 INTEREST AND EARNINGS	34	65	42	60	60	60
0000003 Use of Money Totals	34	65	42	60	60	60
0000007 Misc Interfund Revenues						
5000530 REFUNDS OF PRIOR YEARS EXPENDI	291	0	311	0	0	0
5000534 TRANSFER FROM INSURANCE RESERV	865	0	0	0	0	0
0000007 Misc Interfund Revenues Totals	1,156	0	311	0	0	0
Rev Total for Div: 0402	1,560,242	2,366,065	1,700,973	1,560,060	1,660,060	1,660,060
0000010 Personnel Service						
6001000 SALARIES FULL-TIME	488,546	648,438	410,546	718,047	718,047	718,047
6001001 SALARIES PART-TIME	86,286	159,999	69,059	172,430	172,430	172,430
6001003 SALARIES OVERTIME	5,788	8,323	4,073	12,233	12,233	12,233
0000010 Personnel Service Totals	580,620	816,760	483,678	902,710	902,710	902,710
0000040 Contractual Expenditures						
6004010 BOOKS AND SUBSCRIPTIONS	710	773	0	773	773	773
6004012 OFFICE SUPPLIES	2,938	5,000	1,429	5,000	5,000	5,000
6004021 BLDG MAINTENANCE SUPPLIES	65	200	200	200	200	200
6004022 FUEL AND HEATING SUPPLIES	2,834	3,200	1,643	3,200	3,200	3,200
6004023 BLDG AND GROUNDS SUPPLIES	0	500	204	500	500	500
6004051 OPERATIONAL SUPPLIES	0	0	0	6,000	6,000	6,000
6004106 GENERAL OFFICE EXPENSES	611	700	882	700	700	700
6004111 BUILDING AND LAND RENTAL	51,300	51,300	47,025	52,500	52,500	52,500

BROOME COUNTY GOVERNMENT
 REVENUE AND APPROPRIATION SUMMARY
 BY DEPARTMENT AND DIVISION

FUND: 1010 General Operating
 DEPT: 04000000 County Clerk
 DIV: 02 County Clerk - Motor Vehicles

Account	2022 Actuals	2023 Budget	2023 YTD Actuals As of 11/20/23	2024 Budget Requested	2024 Budget Recommended	2024 Budget Adopted
6004113 WATER AND SEWAGE CHARGES	1,006	1,500	507	1,500	1,500	1,500
6004115 ELECTRIC CURRENT	3,835	6,000	3,129	6,000	6,000	6,000
6004117 BUILDING AND GROUNDS EXPENSES	1,371	2,000	1,345	2,000	2,000	2,000
6004137 ADVERTISING AND PROMOTION EXPE	6,500	6,500	5,500	8,500	8,500	8,500
6004138 OTHER OPERATIONAL EXPENSES	619	650	81	650	650	650
6004160 MILEAGE AND PARKING-LOCAL	1,325	1,000	1,160	1,500	1,500	1,500
6004196 COPYING MACHINE RENTALS	1,858	1,223	1,731	1,800	1,800	1,800
6004203 INSURANCE CLAIMS	865	0	0	0	0	0
0000040 Contractual Expenditures Totals	75,837	80,546	64,836	90,823	90,823	90,823
0000041 Chargeback Expenses						
6004602 INSURANCE PREMIUM CHARGEBACK	1,730	2,230	1,672	3,421	3,421	3,421
6004604 DPW SECURITY CHARGEBACKS	50,042	97,448	73,086	99,031	99,031	99,031
6004614 OTHER CHARGEBACK EXPENSES	13,215	2,500	0	0	0	0
6004615 GASOLINE CHARGEBACK	310	1,800	784	1,420	1,420	1,420
6004616 FLEET SERVICE CHARGEBACK	2,500	2,625	2,625	3,000	3,000	3,000
6004619 BUILDING SERVICE CHARGEBACK	43,348	41,848	31,386	41,848	41,848	41,848
0000041 Chargeback Expenses Totals	111,145	148,451	109,553	148,720	148,720	148,720
0000080 Employee Benefits						
6008001 STATE RETIREMENT	79,181	133,617	77,875	130,241	130,241	130,241
6008002 SOCIAL SECURITY	43,062	62,482	36,196	68,120	68,120	68,120
6008004 WORKERS COMPENSATION	2,639	5,399	4,049	5,107	5,107	5,107
6008006 LIFE INSURANCE	65	255	57	255	255	255
6008007 HEALTH INSURANCE	50,266	122,822	46,110	101,864	101,864	101,864
6008009 RETIREE HEALTH INSURANCE	140,684	151,981	124,950	150,037	150,037	150,037
6008010 DISABILITY INSURANCE	933	1,491	761	1,407	1,407	1,407
6008011 UNEMPLOYMENT INSURANCE	0	1,689	0	1,689	1,689	1,689
6008013 HEALTH INS - RETIRE INCENTIVE	3,150	0	0	0	0	0
0000080 Employee Benefits Totals	319,980	479,736	289,998	458,720	458,720	458,720
Exp Total for Div: 0402	1,087,582	1,525,493	948,065	1,600,973	1,600,973	1,600,973
Total for Div: 04000000	472,660	840,572	752,908	-40,913	59,087	59,087

County Clerk Records Management

Mission Statement

To properly store and maintain Broome County's older departmental records in accordance with relevant regulations, and by carefully balancing competing factors of accessibility, security, preservation and expense.

Description

The Records Management Division provides practical guidance and expertise to departments in the following capacities:

- Determine retention and disposition of records.
- Review of requests for records storage.
- Coordinate the scanning projects for department records.
- Ensure compliance with NYS and Federal retention guidelines.

We have also worked to address the continued concerns with the Records Storage Facility located at 1 N. Floral Avenue in Binghamton (aka The Ramp Building). Some repairs have been made to the building, but the expenses of completely addressing the unresolved issues will be daunting. In January 2020, the results of the Local Government Efficiency Study were released. This study recommended that the County Clerk's office should either explore alternative properties or make extensive repairs to the existing building, in addition to redoubling our scanning efforts.

In 2022 and 2023, the Records Management Scanning team completed digitizing projects for the following departments: Public Defender, Probation, and Health Department. There are currently several scanning projects for the Health Department in the queue for 2023 and 2024.

2024 Objectives

- Prior to the fiscal challenges presented by the COVID-19 pandemic, our office planned to issue an RFP for a new storage location for Broome County's older departmental records as recommended by the Study. The Clerk's Office will work with the Executive Office and Legislature to determine the best approach to funding a project of this scale.
- Continue to work with Information Technology to implement a multi-year Capital Improvement Project to scan older departmental records into the OnBase Document Management system.

2024 Budget Highlights

The office plans to continue to scan & digitize permanent paper records from various departments into the County's OnBase system as part of an ongoing capital project.

County Clerk 04030001
 Records Management

<u>Title of Position</u>	<u>Grade/Unit</u>	2022 <u>Actuals</u>	As of	2024 <u>Requested</u>	2024 <u>Recommended</u>	2024 <u>Adopted</u>
			June 15, 2023 <u>Current Authorized</u>			
<u>Full-Time Positions</u>						
Deputy County Clerk	19 Admin	0	1	1	1	1
Deputy County Clerk	17 Admin	1	0	0	0	0
Senior Records Clerk	11 CSEA	0	0	1	1	1
Senior Records Clerk	9 CSEA	1	1	0	0	0
Total Full-Time Positions		2	2	2	2	2
<u>Part-Time Positions</u>						
None						
Total Part-Time Positions		0	0	0	0	0
Total Positions		2	2	2	2	2

REPORT:BP033

BROOME COUNTY GOVERNMENT
 REVENUE AND APPROPRIATION SUMMARY
 BY DEPARTMENT AND DIVISION

FUND: 1010 General Operating
 DEPT: 04000000 County Clerk
 DIV: 03 County Clerk- Records Mgmt

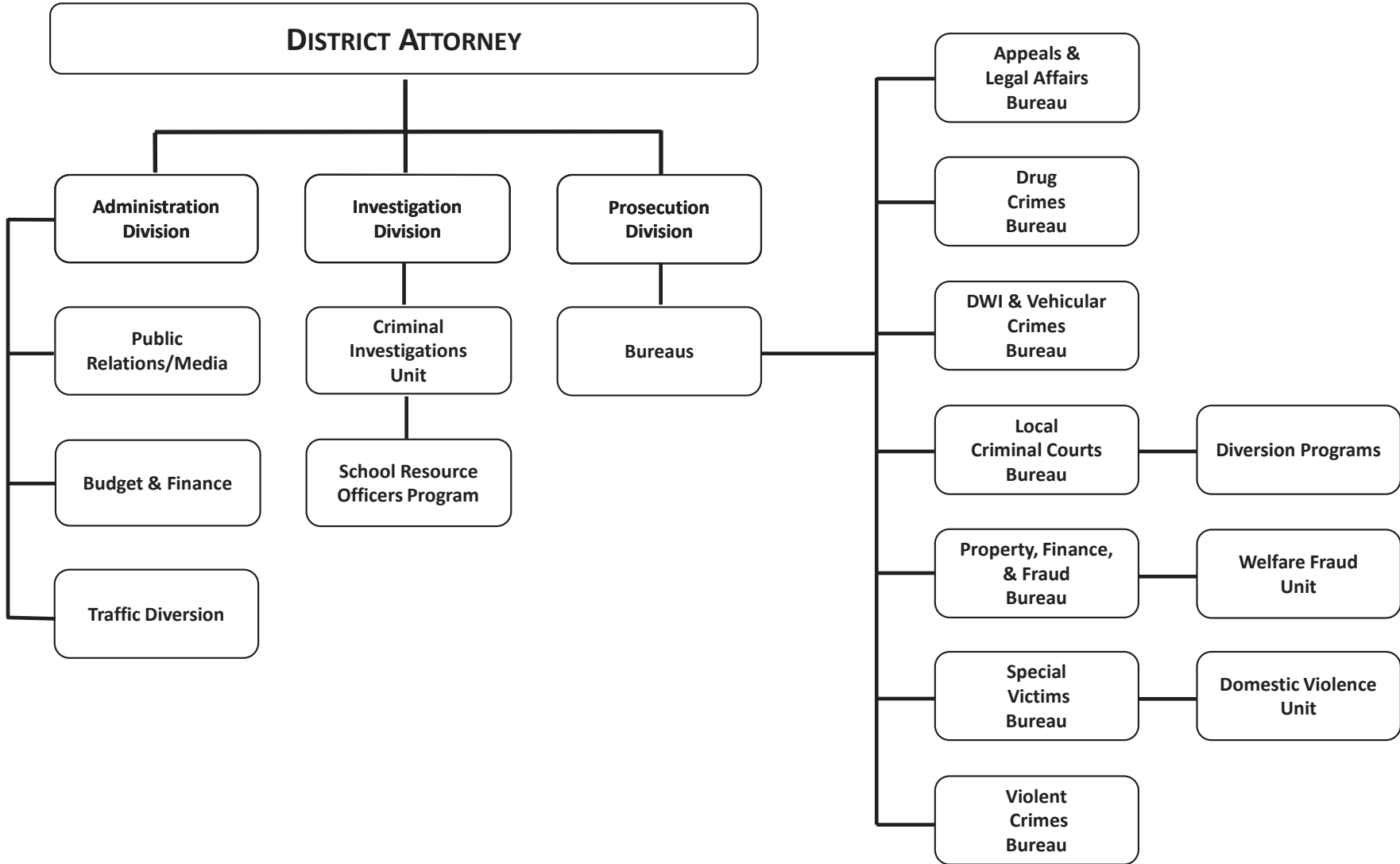
Account	2022 Actuals	2023 Budget	2023 YTD Actuals As of 11/20/23	2024 Budget Requested	2024 Budget Recommended	2024 Budget Adopted
0000002 Departmental Income						
5000333 OTHER DEPARTMENTAL CHARGEBACK	16,786	18,130	0	17,550	17,550	17,550
0000002 Departmental Income Totals	16,786	18,130	0	17,550	17,550	17,550
Rev Total for Div: 0403	16,786	18,130	0	17,550	17,550	17,550
0000010 Personnel Service						
6001000 SALARIES FULL-TIME	63,412	84,152	70,930	95,319	95,319	95,319
0000010 Personnel Service Totals	63,412	84,152	70,930	95,319	95,319	95,319
0000040 Contractual Expenditures						
6004012 OFFICE SUPPLIES	200	400	465	400	400	400
6004022 FUEL AND HEATING SUPPLIES	9,105	15,000	6,838	18,000	18,000	18,000
6004023 BLDG AND GROUNDS SUPPLIES	0	100	0	100	100	100
6004106 GENERAL OFFICE EXPENSES	1,318	2,000	1,950	2,000	2,000	2,000
6004113 WATER AND SEWAGE CHARGES	618	505	378	630	630	630
6004115 ELECTRIC CURRENT	16,642	16,400	12,810	19,680	19,680	19,680
6004117 BUILDING AND GROUNDS EXPENSES	6,755	7,000	4,059	7,000	7,000	7,000
6004160 MILEAGE AND PARKING-LOCAL	0	480	0	480	480	480
6004161 TRAVEL HOTEL AND MEALS	0	1,000	0	1,000	1,000	1,000
6004193 HARDWARE MAINTENANCE	266	1,300	384	1,300	1,300	1,300
6004196 COPYING MACHINE RENTALS	847	924	0	924	924	924
0000040 Contractual Expenditures Totals	35,751	45,109	26,884	51,514	51,514	51,514
0000041 Chargeback Expenses						
6004619 BUILDING SERVICE CHARGEBACK	6,943	6,943	5,207	6,943	6,943	6,943
0000041 Chargeback Expenses Totals	6,943	6,943	5,207	6,943	6,943	6,943
0000080 Employee Benefits						
6008001 STATE RETIREMENT	7,825	11,735	8,907	11,926	11,926	11,926
6008002 SOCIAL SECURITY	4,726	6,437	5,305	7,293	7,293	7,293

REPORT:BP033

BROOME COUNTY GOVERNMENT
REVENUE AND APPROPRIATION SUMMARY
BY DEPARTMENT AND DIVISION

FUND: 1010 General Operating
DEPT: 04000000 County Clerk
DIV: 03 County Clerk- Records Mgmt

Account	2022 Actuals	2023 Budget	2023 YTD Actuals As of 11/20/23	2024 Budget Requested	2024 Budget Recommended	2024 Budget Adopted
6008006 LIFE INSURANCE	8	30	9	30	30	30
6008007 HEALTH INSURANCE	2,105	11,509	5,314	6,349	6,349	6,349
6008009 RETIREE HEALTH INSURANCE	15,192	15,952	13,293	15,952	15,952	15,952
6008010 DISABILITY INSURANCE	8	88	68	88	88	88
0000080 Employee Benefits Totals	29,864	45,751	32,896	41,638	41,638	41,638
Exp Total for Div: 0403	135,970	181,955	135,917	195,414	195,414	195,414
Total for Div: 04000000	-119,184	-163,825	-135,917	-177,864	-177,864	-177,864
Total for Dept: 04000000	1,114,006	1,158,309	996,030	268,623	368,623	368,623



District Attorney

Mission Statement

Work with law enforcement agencies to successfully prosecute crime in Broome County in the interest of public safety.

Description

The District Attorney's Office (DAO) has up to 25 Assistant District Attorneys that prosecute all felony, misdemeanor, and violation level offenses annually on behalf of the People of the State of New York and Broome County. The DAO also prosecutes approximately 20,000 traffic tickets annually.

2024 Objectives

The DAO will continue to aggressively prosecute crime effectively and efficiently, while also using crime prevention and deterrent programs to reduce future crime.

School Resource Officers

To protect, mentor, and educate the children of Broome County, the DAO will continue to grow the School Resource Officer (SRO) program. Launched in 2016, the SRO program places retired, experienced police officers in our schools. These Officers interact with children and faculty on a daily basis, to ensure their safety.

Diversion Programs

For those charged with minor crimes, the DAO diverts cases and individuals through several diversion programs, which offer treatment rather than incarceration that give the offenders a chance to be productive members of society.

These include The Alcohol Monitoring Program (AMP); Drug Treatment Court; DWI Treatment Court; Integrated Domestic Violence Court; Domestic Violence Court and Veterans Court.

Traffic Diversion Program

This program funds the salaries of three Investigators, one Traffic Diversion Coordinator, one Secretary, one Receptionist, and a Fiscal Services Administrator.

2024 Budget Highlights

- Add Sr. Investigator position to supervise our expanding School Resource Officer program.
- Adapt to the new Bail and Discovery Reform Laws by seeking State and County funding for additional positions in order to comply with this mandate.

District Attorney 06000001, 06030001

<u>Title of Position</u>	<u>Grade/Unit</u>	As of June 15, 2023				
		<u>2022 Actuals</u>	<u>Current Authorized</u>	<u>2024 Requested</u>	<u>2024 Recommended</u>	<u>2024 Adopted</u>
<u>Full-Time Positions</u>						
District Attorney	Elected	1	1	1	1	1
Chief Assistant District Attorney	AT-5	1	1	1	1	1
Deputy District Attorney	AT-4	1	1	1	1	1
Senior Assistant District Attorney *	AT-3	6	6	8	8	8
Assistant District Attorney II	AT-2	9	9	9	9	5
Assistant District Attorney I	AT-1	5	4	4	4	4
Chief Investigator - DA	27 Admin	1	1	1	1	1
Assistant Chief Investigator	27 Admin	1	1	1	1	1
Public Relations Coordinator	27 Admin	0	0	0	0	1
Sr. Investigator - DA	26 Admin	0	0	1	1	1
Community Relations Director	18 Admin	1	1	1	1	1
Fiscal Services Administrator	24 Admin	1	1	1	1	0
Investigator - DA	22 Admin	4	4	4	4	4
Administrative Assistant to the DA	21 Admin	0	0	0	0	1
Administrative Assistant to the DA	18 Admin	2	2	2	2	0
Secretary to the DA	14 Admin	2	1	1	1	1
Secretary	14 Admin	5	6	6	6	6
Receptionist/Typist	7 Admin	1	1	1	1	0
Fiscal Manager	17 BAPA	0	0	0	0	1
Discovery Technician	18 CSEA	0	0	0	0	2
Secretary	13 CSEA	1	1	1	1	0
Traffic Diversion Program Coordinator	15 CSEA	1	1	1	1	1
Senior Account Clerk	9 CSEA	0	0	0	0	1
Keyboard Specialist	8 CSEA	2	1	1	1	1
Total Full-Time Positions		45	43	46	46	43
<u>Part-Time Positions</u>						
Investigator - DA	22 Admin	2	2	2	2	2
Total Part-Time Positions		2	2	2	2	2
Total Positions		47	45	48	48	45

* Two positions transferred from grant in 2023

BROOME COUNTY GOVERNMENT
 REVENUE AND APPROPRIATION SUMMARY
 BY DEPARTMENT AND DIVISION

FUND: 1010 General Operating
 DEPT: 06000000 District Attorney
 DIV: 00 District Attorney

Account	2022 Actuals	2023 Budget	2023 YTD Actuals As of 11/20/23	2024 Budget Requested	2024 Budget Recommended	2024 Budget Adopted
06000000 District Attorney						
0000002 Departmental Income						
5000245 FEE FOR TRAFFIC DIVERSION	120,000	382,842	100,000	100,000	100,000	100,000
5000333 OTHER DEPARTMENTAL CHARGEBACK	20,000	20,000	0	20,000	20,000	20,000
0000002 Departmental Income Totals	140,000	402,842	100,000	120,000	120,000	120,000
0000007 Misc Interfund Revenues						
5000530 REFUNDS OF PRIOR YEARS EXPENDI	5,816	0	4,675	0	0	0
5000534 TRANSFER FROM INSURANCE RESERV	652	0	0	0	0	0
5000545 CREDIT CARD REBATES	124	300	0	200	200	200
5000546 Trust Account Inflows	67,996	0	0	0	0	0
0000007 Misc Interfund Revenues Totals	74,588	300	4,675	200	200	200
0000008 State Aid						
5000801 DISTRICT ATTORNEY'S SALARY	72,189	72,189	0	72,189	72,189	72,189
5000808 OTHER STATE AID	655,991	0	812,740	620,168	620,168	620,168
5000855 SOCIAL SERVICES ADMINISTRATION	2,659	2,160	3,927	2,661	2,661	2,661
0000008 State Aid Totals	730,839	74,349	816,667	695,018	695,018	695,018
0000009 Federal Aid						
5000901 FEDERAL AID - OTHER	0	20,000	875	20,000	20,000	20,000
5000925 SOCIAL SERVICES ADMINISTRATION	41,270	44,280	35,709	54,555	54,555	54,555
0000009 Federal Aid Totals	41,270	64,280	36,584	74,555	74,555	74,555
Rev Total for Div: 0600	986,697	541,771	957,926	889,773	889,773	889,773
0000010 Personnel Service						
6001000 SALARIES FULL-TIME	2,129,034	2,830,124	1,962,720	2,990,720	2,990,720	2,728,579
6001001 SALARIES PART-TIME	34,996	30,986	51,345	35,000	35,000	35,000
6001003 SALARIES OVERTIME	0	20,000	902	20,000	20,000	20,000
6001014 INCENTIVES	0	0	0	0	0	226,580

REPORT:BP033

BROOME COUNTY GOVERNMENT
REVENUE AND APPROPRIATION SUMMARY
BY DEPARTMENT AND DIVISION

FUND: 1010 General Operating
DEPT: 06000000 District Attorney
DIV: 00 District Attorney

Account	2022 Actuals	2023 Budget	2023 YTD Actuals As of 11/20/23	2024 Budget Requested	2024 Budget Recommended	2024 Budget Adopted
0000010 Personnel Service Totals	2,164,030	2,881,110	2,014,967	3,045,720	3,045,720	3,010,159
0000040 Contractual Expenditures						
6004010 BOOKS AND SUBSCRIPTIONS	43,432	42,350	23,621	43,841	43,841	43,841
6004012 OFFICE SUPPLIES	8,286	8,000	7,030	8,500	8,500	8,500
6004045 TRAINING AND EDUCATIONAL SUPPL	2,466	3,000	2,994	4,000	4,000	4,000
6004048 MISC OPERATIONAL SUPPLIES	816	2,450	158	2,050	2,050	2,050
6004052 UNIFORMS	3,510	8,740	18,010	4,270	4,270	4,270
6004054 SAFETY SUPPLIES	12,372	6,330	2,912	5,950	5,950	5,950
6004055 COMPUTER SOFTWARE AND SUPPLIES	1,243	0	1,395	0	0	0
6004056 COMPUTER EQUIPMENT(NON CAPITAL	1,121	3,000	3,617	3,000	3,000	3,000
6004100 POSTAGE AND FREIGHT	2,730	5,000	1,135	5,000	5,000	5,000
6004105 DUES AND MEMBERSHIPS	4,725	2,665	0	3,090	3,090	3,090
6004106 GENERAL OFFICE EXPENSES	418	1,620	863	1,500	1,500	1,500
6004137 ADVERTISING AND PROMOTION EXPE	848	1,500	0	1,500	1,500	1,500
6004138 OTHER OPERATIONAL EXPENSES	60,034	47,390	28,441	35,500	35,500	35,500
6004139 Trust Account Outflows	38,201	0	0	0	0	0
6004160 MILEAGE AND PARKING-LOCAL	2,300	3,000	3,313	6,000	6,000	6,000
6004161 TRAVEL HOTEL AND MEALS	4,270	11,700	6,639	6,820	6,820	6,820
6004162 EDUCATION AND TRAINING	650	7,625	2,500	4,250	4,250	4,250
6004164 NON-EMPLOYEE TRAVEL HOTEL & ME	2,558	15,000	1,863	15,000	15,000	15,000
6004196 COPYING MACHINE RENTALS	14,647	15,520	13,032	13,636	13,636	13,636
6004200 PROPERTY LOSS	652	0	0	0	0	0
6004536 WITNESS EXPENSES	10,335	25,000	3,675	25,000	25,000	25,000
6004537 INVESTIGATIONS EXPENSES	3,516	12,000	760	12,500	12,500	12,500
6004541 STENOGRAPHIC SERVICES	110,808	120,000	91,098	125,000	125,000	125,000
0000040 Contractual Expenditures Totals	329,938	341,890	213,056	326,407	326,407	326,407
0000041 Chargeback Expenses						
6004602 INSURANCE PREMIUM CHARGEBACK	4,646	5,203	3,902	6,826	6,826	6,826
6004606 TELEPHONE BILLING ACCOUNT	0	4,872	2,436	4,122	4,122	4,122
6004609 DATA PROCESSING CHARGEBACKS	0	58,491	27,888	72,174	72,174	72,174
6004610 PERSONNEL SERVICES CHARGEBACKS	0	0	0	0	0	73,910
6004615 GASOLINE CHARGEBACK	3,941	18,000	4,069	14,200	14,200	14,200
6004616 FLEET SERVICE CHARGEBACK	17,500	18,375	18,375	21,000	21,000	21,000
0000041 Chargeback Expenses Totals	26,087	104,941	56,670	118,322	118,322	192,232
0000080 Employee Benefits						

BROOME COUNTY GOVERNMENT
 REVENUE AND APPROPRIATION SUMMARY
 BY DEPARTMENT AND DIVISION

FUND: 1010 General Operating
 DEPT: 06000000 District Attorney
 DIV: 00 District Attorney

Account	2022 Actuals	2023 Budget	2023 YTD Actuals As of 11/20/23	2024 Budget Requested	2024 Budget Recommended	2024 Budget Adopted
6008001 STATE RETIREMENT	231,117	419,885	241,533	368,865	368,865	331,758
6008002 SOCIAL SECURITY	156,589	217,093	144,166	229,742	229,742	209,689
6008004 WORKERS COMPENSATION	12,725	24,103	18,077	25,172	25,172	25,172
6008006 LIFE INSURANCE	166	555	135	585	585	525
6008007 HEALTH INSURANCE	255,222	353,571	213,905	350,018	350,018	318,801
6008009 RETIREE HEALTH INSURANCE	143,732	153,972	140,566	178,481	178,481	178,481
6008010 DISABILITY INSURANCE	176	176	78	176	176	264
6008011 UNEMPLOYMENT INSURANCE	13,104	0	2,325	0	0	0
6008013 HEALTH INS - RETIRE INCENTIVE	2,872	0	0	0	0	0
6008014 NYS ERS VDC EXPENSE	-5,895	7,538	6,798	8,654	8,654	8,654
0000080 Employee Benefits Totals	809,808	1,176,893	767,583	1,161,693	1,161,693	1,073,344
0000090 Transfers						
6009002 TRANSFER TO GRANT FUND	157,910	220,049	71,452	32,479	32,479	32,479
0000090 Transfers Totals	157,910	220,049	71,452	32,479	32,479	32,479
Exp Total for Div: 0600	3,487,773	4,724,883	3,123,728	4,684,621	4,684,621	4,634,621
Total for Div: 06000000	-2,501,076	-4,183,112	-2,165,802	-3,794,848	-3,794,848	-3,744,848

REPORT:BP033

BROOME COUNTY GOVERNMENT
REVENUE AND APPROPRIATION SUMMARY
BY DEPARTMENT AND DIVISION

FUND: 1010 General Operating
DEPT: 06000000 District Attorney
DIV: 03 DA - Traffic Diversion Program

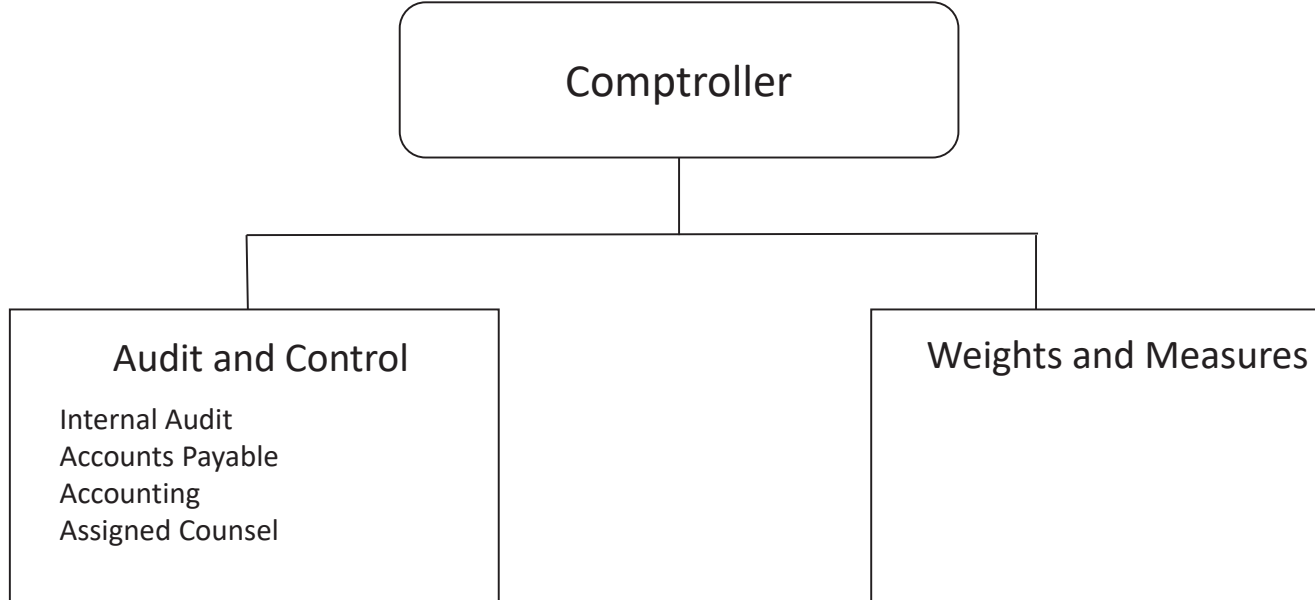
Account	2022 Actuals	2023 Budget	2023 YTD Actuals As of 11/20/23	2024 Budget Requested	2024 Budget Recommended	2024 Budget Adopted
0000002 Departmental Income						
5000245 FEE FOR TRAFFIC DIVERSION	1,598,997	1,217,158	1,180,968	1,300,000	1,300,000	1,300,000
0000002 Departmental Income Totals	1,598,997	1,217,158	1,180,968	1,300,000	1,300,000	1,300,000
0000007 Misc Interfund Revenues						
5000561 TRANSFER FROM RESERVE FUND	0	52,646	52,646	121,806	121,806	90,029
0000007 Misc Interfund Revenues Totals	0	52,646	52,646	121,806	121,806	90,029
Rev Total for Div: 0603	1,598,997	1,269,804	1,233,614	1,421,806	1,421,806	1,390,029
0000010 Personnel Service						
6001000 SALARIES FULL-TIME	232,814	321,061	238,067	410,079	410,079	423,451
6001001 SALARIES PART-TIME	24,839	30,000	0	35,000	35,000	35,000
0000010 Personnel Service Totals	257,653	351,061	238,067	445,079	445,079	458,451
0000020 Equipment and Capital Outlay						
6002300 AUTOMOBILES	0	0	0	57,000	57,000	57,000
0000020 Equipment and Capital Outlay Totals	0	0	0	57,000	57,000	57,000
0000040 Contractual Expenditures						
6004056 COMPUTER EQUIPMENT(NON CAPITAL	0	0	0	4,500	4,500	4,500
6004106 GENERAL OFFICE EXPENSES	3,459	4,500	3,739	18,000	18,000	18,000
6004166 NON-EMPLOYEE EDUCATION AND TRN	0	0	0	5,000	5,000	5,000
6004593 OTHER GOVERNMENTS PAYMENTS	851,145	800,000	361,020	700,000	700,000	700,000
0000040 Contractual Expenditures Totals	854,604	804,500	364,759	727,500	727,500	727,500
0000041 Chargeback Expenses						
6004610 PERSONNEL SERVICES CHARGEBACKS	57,063	0	0	0	0	0

BROOME COUNTY GOVERNMENT
 REVENUE AND APPROPRIATION SUMMARY
 BY DEPARTMENT AND DIVISION

FUND: 1010 General Operating
 DEPT: 06000000 District Attorney
 DIV: 03 DA - Traffic Diversion Program

Account	2022 Actuals	2023 Budget	2023 YTD Actuals As of 11/20/23	2024 Budget Requested	2024 Budget Recommended	2024 Budget Adopted
0000041 Chargeback Expenses Totals	57,063	0	0	0	0	0
0000080 Employee Benefits						
6008001 STATE RETIREMENT	13,955	31,674	17,125	38,996	38,996	35,426
6008002 SOCIAL SECURITY	19,276	26,855	17,541	34,049	34,049	35,073
6008006 LIFE INSURANCE	21	90	22	105	105	135
6008007 HEALTH INSURANCE	21,176	55,536	33,598	68,989	68,989	76,268
6008010 DISABILITY INSURANCE	35	88	10	88	88	176
0000080 Employee Benefits Totals	54,463	114,243	68,296	142,227	142,227	147,078
Exp Total for Div: 0603	1,223,783	1,269,804	671,122	1,371,806	1,371,806	1,390,029
Total for Div: 06000000	375,214	0	562,492	50,000	50,000	0
Total for Dept: 06000000	-2,125,862	-4,183,112	-1,603,310	-3,744,848	-3,744,848	-3,744,848

Audit and Control



Audit and Control Audit

Mission Statement

Provide professional internal auditing services to the County of Broome in accordance with applicable professional standards. Assist the organization in identifying and controlling business risks. To help ensure county resources are used in an ethical, effective, and efficient manner and that assets are adequately safeguarded. Ensure that all county bank accounts are reconciled in a proper and timely manner. Provide the final review and approval of all disbursements of County funds, in a fair, efficient and expeditious manner. To provide oversight relative to the disbursement of funds for the provision of indigent defense services in Broome County, relative to family court matters.

Description

The Audit and Control Division of the Department of Audit and Control performs audits of various programs, departments, agencies, reconciles all county bank accounts, pays all county bills, and manages disbursement of funds for indigent legal services related to family court matters in Broome County.

2024 Objectives

- Administer control self assessment process with county departments and contract agencies.
- Provide instructional materials for departments in accounts payable and internal controls.
- Maintain compliance with continuing education and training standards promulgated by the Comptroller General of the United States.
- Pay all instruments received within one cycle of receipt.
- Reconcile all bank accounts within 30 days of receipt of the bank statement.
- Use internal audit resources to assist the county in identifying and mitigating business risk.

Audit and Control 01010001
Audit

<u>Title of Position</u>	<u>Grade/Unit</u>	As of June 15, 2023				
		<u>2022 Actuals</u>	<u>Current Authorized</u>	<u>2024 Requested</u>	<u>2024 Recommended</u>	<u>2024 Adopted</u>
<u>Full-Time Positions</u>						
Comptroller	N Admin	0	1	1	1	1
Comptroller	J Admin	1	0	0	0	0
Deputy Comptroller	J Admin	1	0	0	0	0
Secretary to the Comptroller	18 Admin	0	1	1	1	1
Secretary to the Comptroller	14 Admin	1	0	0	0	0
Senior Internal Auditor	26 BAPA	0	0	2	2	2
Internal Auditor	25 CSEA	} 0	5	3	3	3
Internal Auditor Trainee	23 CSEA					
Internal Auditor	21 CSEA	} 4	0	0	0	0
Internal Auditor Trainee	19 CSEA					
Accountant (County)	16 CSEA	1	0	0	0	0
Total Full-Time Positions		8	7	7	7	7
<u>Part-Time Positions</u>						
None						
Total Part-Time Positions		0	0	0	0	0
Total Positions		8	7	7	7	7

BROOME COUNTY GOVERNMENT
 REVENUE AND APPROPRIATION SUMMARY
 BY DEPARTMENT AND DIVISION

FUND: 1010 General Operating
 DEPT: 01000000 Audit and Control
 DIV: 01 Audit & Control

Account	2022 Actuals	2023 Budget	2023 YTD Actuals As of 11/20/23	2024 Budget Requested	2024 Budget Recommended	2024 Budget Adopted
01000000 Audit and Control						
0000007 Misc Interfund Revenues						
5000545 CREDIT CARD REBATES	18	0	0	0	0	0
0000007 Misc Interfund Revenues Totals	18	0	0	0	0	0
0000008 State Aid						
5000810 COURT ASSIGNED ATTORNEYS	0	0	0	192,851	192,851	192,851
0000008 State Aid Totals	0	0	0	192,851	192,851	192,851
Rev Total for Div: 0101	18	0	0	192,851	192,851	192,851
0000010 Personnel Service						
6001000 SALARIES FULL-TIME	573,869	637,628	432,800	626,162	626,162	626,162
0000010 Personnel Service Totals	573,869	637,628	432,800	626,162	626,162	626,162
0000040 Contractual Expenditures						
6004012 OFFICE SUPPLIES	338	1,200	210	1,200	1,200	1,200
6004073 SUBSCRIPTIONS	695	0	0	0	0	0
6004105 DUES AND MEMBERSHIPS	1,819	790	2,109	2,715	2,715	2,715
6004160 MILEAGE AND PARKING-LOCAL	709	500	851	710	710	710
6004161 TRAVEL HOTEL AND MEALS	1,494	0	708	4,950	4,950	4,950
6004162 EDUCATION AND TRAINING	785	0	930	940	940	940
6004501 AUDIT FEES	153,705	154,000	153,705	159,915	159,915	159,915
6004539 COURT ASSIGNED ATTORNEY-PUBLIC	1,132,552	1,095,039	1,252,808	0	0	0
6004540 COURT ASSIGNED ATTORNEY-FAMILY	1,270,962	1,298,893	491,080	2,936,904	2,836,904	2,836,904
0000040 Contractual Expenditures Totals	2,563,059	2,550,422	1,902,401	3,107,334	3,007,334	3,007,334
0000041 Chargeback Expenses						
6004602 INSURANCE PREMIUM CHARGEBACK	283	369	277	2,768	2,768	2,768
6004606 TELEPHONE BILLING ACCOUNT	0	0	0	420	420	420
0000041 Chargeback Expenses Totals	283	369	277	3,188	3,188	3,188

REPORT:BP033

BROOME COUNTY GOVERNMENT
REVENUE AND APPROPRIATION SUMMARY
BY DEPARTMENT AND DIVISION

FUND: 1010 General Operating
DEPT: 01000000 Audit and Control
DIV: 01 Audit & Control

Account	2022 Actuals	2023 Budget	2023 YTD Actuals As of 11/20/23	2024 Budget Requested	2024 Budget Recommended	2024 Budget Adopted
0000080 Employee Benefits						
6008001 STATE RETIREMENT	73,524	111,621	74,115	98,198	98,198	98,198
6008002 SOCIAL SECURITY	41,463	48,778	30,972	47,915	47,915	47,915
6008004 WORKERS COMPENSATION	2,449	3,978	2,984	5,454	5,454	5,454
6008006 LIFE INSURANCE	37	105	27	105	105	105
6008007 HEALTH INSURANCE	80,825	84,972	63,900	87,114	87,114	87,114
6008009 RETIREE HEALTH INSURANCE	32,298	52,912	41,905	51,292	51,292	51,292
6008010 DISABILITY INSURANCE	417	439	291	440	440	440
0000080 Employee Benefits Totals	231,013	302,805	214,194	290,518	290,518	290,518
Exp Total for Div: 0101	3,368,224	3,491,224	2,549,672	4,027,202	3,927,202	3,927,202
Total for Div: 01000000	-3,368,206	-3,491,224	-2,549,672	-3,834,351	-3,734,351	-3,734,351

Audit and Control

Weights and Measures

Mission Statement

To ensure a fair and equitable marketplace for both the buyer and the seller by conducting annual inspections and testing of commercially used weighing and measuring devices. To enforce New York State Agriculture and Markets Law Article 16, the New York State Code of Rules and Regulations 1NYCRR – Parts 220 through 224, and apply the procedures set forth by the National Institute of Standards and Technology.

Description

The Division of Weights and Measures inspects and tests the accuracy and proper operation of commercially used weighing and measuring devices, the accuracy of labeled-by-weight packed in store commodities, and the quality of gasoline and diesel fuel in accordance with the requirements promulgated by the New York State Department of Agriculture and Markets – Bureau of Weights and Measures.

2024 Objectives

- Participate in the State’s fuel quality monitoring program.
- Investigate and resolve all complaints in a timely manner.
- Perform annual safety training review.
- Ensure that all inspections required by law are done on a timely basis.

Audit and Control 01020001
Weights and Measures

		As of June 15, 2023				
<u>Title of Position</u>	<u>Grade/Unit</u>	<u>2022 Actuals</u>	<u>Current Authorized</u>	<u>2024 Requested</u>	<u>2024 Recommended</u>	<u>2024 Adopted</u>
<u>Full-Time Positions</u>						
Director of Weights and Measures	23 Admin	1	1	1	1	1
Weights and Measures Inspector	16 CSEA	1	1	1	1	1
Total Full-Time Positions		2	2	2	2	2
<u>Part-Time Positions</u>						
None						
Total Part-Time Positions		0	0	0	0	0
Total Positions		2	2	2	2	2

BROOME COUNTY GOVERNMENT
 REVENUE AND APPROPRIATION SUMMARY
 BY DEPARTMENT AND DIVISION

FUND: 1010 General Operating
 DEPT: 01000000 Audit and Control
 DIV: 02 Weights & Measures

Account	2022 Actuals	2023 Budget	2023 YTD Actuals As of 11/20/23	2024 Budget Requested	2024 Budget Recommended	2024 Budget Adopted
0000002 Departmental Income						
5000118 FEES FOR SERVICES	50,148	55,000	46,414	51,000	51,000	51,000
0000002 Departmental Income Totals	50,148	55,000	46,414	51,000	51,000	51,000
0000007 Misc Interfund Revenues						
5000534 TRANSFER FROM INSURANCE RESERV	6,463	0	0	0	0	0
0000007 Misc Interfund Revenues Totals	6,463	0	0	0	0	0
0000008 State Aid						
5000808 OTHER STATE AID	5,535	4,500	4,642	4,600	4,600	4,600
0000008 State Aid Totals	5,535	4,500	4,642	4,600	4,600	4,600
Rev Total for Div: 0102	62,146	59,500	51,056	55,600	55,600	55,600
0000010 Personnel Service						
6001000 SALARIES FULL-TIME	124,550	128,597	106,955	133,895	133,895	133,895
6001002 SALARIES TEMPORARY	0	0	0	12,933	12,933	12,933
0000010 Personnel Service Totals	124,550	128,597	106,955	146,828	146,828	146,828
0000040 Contractual Expenditures						
6004048 MISC OPERATIONAL SUPPLIES	907	900	1,718	1,900	1,900	1,900
6004052 UNIFORMS	45	350	0	350	350	350
6004054 SAFETY SUPPLIES	72	0	108	0	0	0
6004105 DUES AND MEMBERSHIPS	200	265	200	265	265	265
6004138 OTHER OPERATIONAL EXPENSES	0	4,500	0	4,600	4,600	4,600
6004161 TRAVEL HOTEL AND MEALS	1,190	0	1,240	1,320	1,320	1,320
6004162 EDUCATION AND TRAINING	220	0	155	0	0	0
6004200 PROPERTY LOSS	3,579	0	0	0	0	0
6004203 INSURANCE CLAIMS	2,883	0	0	0	0	0
0000040 Contractual Expenditures Totals	9,096	6,015	3,421	8,435	8,435	8,435

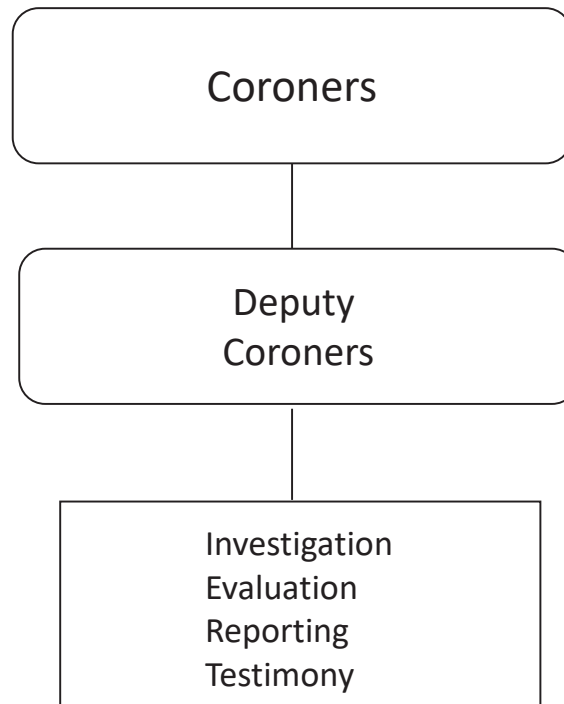
REPORT:BP033

BROOME COUNTY GOVERNMENT
REVENUE AND APPROPRIATION SUMMARY
BY DEPARTMENT AND DIVISION

FUND: 1010 General Operating
DEPT: 01000000 Audit and Control
DIV: 02 Weights & Measures

Account	2022 Actuals	2023 Budget	2023 YTD Actuals As of 11/20/23	2024 Budget Requested	2024 Budget Recommended	2024 Budget Adopted
0000041 Chargeback Expenses						
6004602 INSURANCE PREMIUM CHARGEBACK	124	162	162	212	212	212
6004606 TELEPHONE BILLING ACCOUNT	0	750	375	750	750	750
6004609 DATA PROCESSING CHARGEBACKS	0	136	68	151	151	151
6004615 GASOLINE CHARGEBACK	517	3,150	880	2,485	2,485	2,485
6004616 FLEET SERVICE CHARGEBACK	5,000	5,250	5,250	6,000	6,000	6,000
0000041 Chargeback Expenses Totals	5,641	9,448	6,735	9,598	9,598	9,598
0000080 Employee Benefits						
6008001 STATE RETIREMENT	21,269	27,107	22,033	26,190	26,190	26,190
6008002 SOCIAL SECURITY	8,694	9,838	7,495	11,232	11,232	11,232
6008006 LIFE INSURANCE	11	30	9	30	30	30
6008007 HEALTH INSURANCE	40,060	42,019	35,891	42,324	42,324	42,324
6008009 RETIREE HEALTH INSURANCE	37,181	37,398	31,166	38,147	38,147	38,147
6008010 DISABILITY INSURANCE	88	88	73	88	88	88
0000080 Employee Benefits Totals	107,303	116,480	96,667	118,011	118,011	118,011
Exp Total for Div: 0102	246,590	260,540	213,778	282,872	282,872	282,872
Total for Div: 01000000	-184,444	-201,040	-162,722	-227,272	-227,272	-227,272
Total for Dept: 01000000	-3,552,650	-3,692,264	-2,712,394	-4,061,623	-3,961,623	-3,961,623

Coroners



Coroners

Mission Statement

Investigate unattended deaths, suspected homicide, suicide, medical misadventure or disease of public health significance.

Description

This department is responsible for the investigation, recovery and transportation of the bodies of deceased in Broome County to the morgue. This includes all deaths caused by violence or unlawful acts, unusual or unexplained death, death in a public institution other than a hospital or nursing home, and death unattended by a doctor. Pathologists are contracted to perform the autopsies. Coroners are duly licensed physicians and provide court testimony concerning the results of their investigations. The Deputy Coroners are duly licensed Nurse Practitioners, who assist the coroners in the performance of their duties.

Routine administration is done by the Law Department.

2024 Objectives

- Maintain current levels of service.

Coroners 03000001

As of
June 15, 2023

<u>Title of Position</u>	<u>Grade/Unit</u>	<u>2022 Actuals</u>	<u>Current Authorized</u>	<u>2024 Requested</u>	<u>2024 Recommended</u>	<u>2024 Adopted</u>
<u>Full-Time Positions</u>						
None						
Total Full-Time Positions		0	0	0	0	0
<u>Part-Time Positions</u>						
Coroner	COR	2	2	2	2	2
Deputy Coroner	DC	2	2	2	2	2
Total Part-Time Positions		4	4	4	4	4
Total Positions		4	4	4	4	4

REPORT:BP032

BROOME COUNTY GOVERNMENT
REVENUE AND APPROPRIATION SUMMARY BY DEPARTMENT

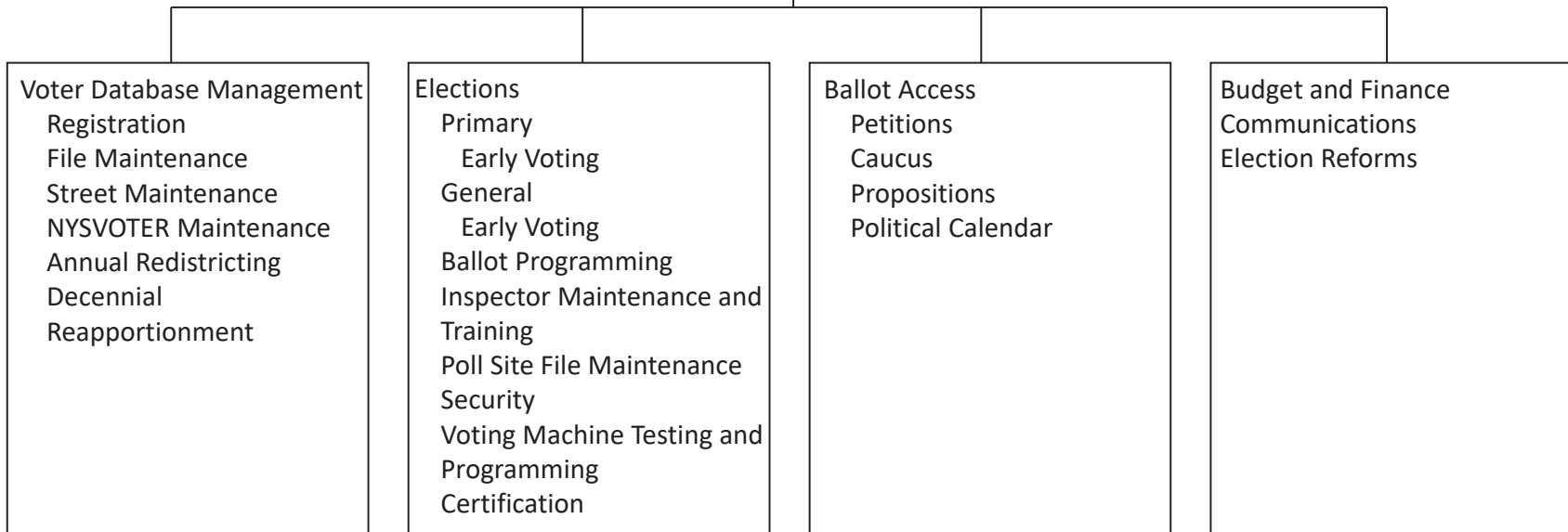
FUND: 1010 General Operating
DEPT: 03000000 Coroners

Account	2022 Actuals	2023 Budget	2023 YTD Actuals As of 11/20/23	2024 Budget Requested	2024 Budget Recommended	2024 Budget Adopted
0000010 Personnel Service						
6001001 SALARIES PART-TIME	150,000	148,000	122,384	150,960	150,960	150,960
0000010 Personnel Service Totals	150,000	148,000	122,384	150,960	150,960	150,960
0000040 Contractual Expenditures						
6004105 DUES AND MEMBERSHIPS	0	200	110	200	200	200
6004143 TRANSPORTATION SERVICES	172,452	170,000	148,383	170,000	170,000	170,000
6004161 TRAVEL HOTEL AND MEALS	275	500	334	500	500	500
6004162 EDUCATION AND TRAINING	1,200	600	2,170	2,500	2,500	2,500
6004406 MEDICAL AND HOSPITAL SERVICES	463,305	400,000	323,594	400,000	400,000	400,000
0000040 Contractual Expenditures Totals	637,232	571,300	474,591	573,200	573,200	573,200
0000080 Employee Benefits						
6008001 STATE RETIREMENT	20,259	25,607	20,556	24,351	24,351	24,351
6008002 SOCIAL SECURITY	11,475	11,322	9,362	11,548	11,548	11,548
6008004 WORKERS COMPENSATION	576	1,206	905	1,169	1,169	1,169
0000080 Employee Benefits Totals	32,310	38,135	30,823	37,068	37,068	37,068
Exp Totals for Dept: 03000000	819,542	757,435	627,798	761,228	761,228	761,228
Total for Dept: 03000000	-819,542	-757,435	-627,798	-761,228	-761,228	-761,228

Elections

Election Commissioners
(2)

Deputy Commissioners
(2)



Elections

Mission Statement

To ensure that all eligible County citizens are offered an opportunity to register and vote. Maintain complete and accurate voter information for all registered voters in Broome County. Ensure that the integrity of the balloting process is maintained throughout Broome County. Enforce all provisions of the New York State Election Law. Institute all Federal and State HAVA guidelines. Expand efforts in reaching the public through our website, BroomeVotes.com, and through social media outlets.

Description

The Board of Elections is responsible for the honest and efficient operation of all national, state, and local elections in Broome County. The Board is established pursuant to Section §3-200 of the New York State Election Law.

2024 Objectives

Following the 2020 Census, State and local governments continue the redistricting process for their representative districts. The Board of Elections again redistricted our Election Districts in the City of Binghamton to match the new City Council districts that will take effect January 1, 2023. We will continue educating County voters on their newly formed districts, representation, and opportunities to vote in safe and secure elections. We will continue training our staff to remain current with the many New York State mandated Election Law reforms that have been and continue to be signed into law. We will also work with the community to broaden voter outreach with the BroomeVotes.com website, Facebook and Twitter accounts as well as with our Inspector Coordinators to enlist and retain Inspectors. Continued training on the Electronic Pollbooks for Inspectors will also take place. Our new on-demand ballot printers, continue to ensure easy and secure access to voting for County residents and safeguard voter integrity. We will continue expanding and deploying on-demand printers to more sites, as practicable. As different systems are certified by the New York State Board of Elections, we shall continue the process of researching viable

voting machine systems in order to replace our current fleet, originally purchased in 2008, to enhance voter experience with current technology and upgraded security protocols. Upgrading our fleet will be critical project with success as a requirement for the Board to prepare for the upcoming 2024 Presidential Election Cycle. Board of Elections professionals will continue ensuring the precision and security of each election we oversee while safeguarding the franchise of voting for Broome County residents.

2024 Budget Highlights

There will be at least 3 elections in 2024, the Presidential Primary for each major party, the Primary in June and the General Election in November. The polls will continue to be open for the Primary Elections beginning at 6:00 AM and close at 9:00 PM. Automatic Voter Registration has taken effect January 1, 2023. This new state mandate that automatically triggers a voter registration transaction for any citizen that interacts with a state agency in any way has increased our registration and voter record maintenance workload in unprecedented ways. While this new measure will expand access to voting and to make voting easier, it will also increase the volume of forms coming to our office and thus increase the daily workload of the staff. There will be several local elections next year, including Broome County Executive, the Broome County Legislature and many other local town and village races. Including the Early Voting periods, there will be at least thirty total days the polls will be open in Broome County. Absentee and Early Voting opportunities continue to expand, requiring additional sites and staffing. We will be looking to add 2 full-time positions and enhancing the positions we have to attract and retain qualified, proficient professionals to help us continue our constitutional mandate to protect and oversee the franchise of voting for citizens.

Elections 07000001

<u>Title of Position</u>	<u>Grade/Unit</u>	As of June 15, 2023				
		<u>2022 Actuals</u>	<u>Current Authorized</u>	<u>2024 Requested</u>	<u>2024 Recommended</u>	<u>2024 Adopted</u>
<u>Full-Time Positions</u>						
Deputy Commissioner of Elections	G Admin	0	0	2	2	2
Deputy Commissioner of Elections	E Admin	2	2	0	0	0
Election Technology Coordinator	23 Admin	0	2	2	2	2
Election Technology Coordinator	22 Admin	2	0	0	0	0
Election Operations Assistant	18 CSEA	0	0	2	0	0
Election Operations Assistant	17 CSEA	0	2	0	2	2
Election Operations Assistant	15 CSEA	2	0	0	0	0
Voter Service Specialist	17 CSEA	0	0	2	0	0
Voter Service Specialist	16 CSEA	0	2	0	2	2
Voter Service Specialist	14 CSEA	2	0	0	0	0
Voter Records Assistant	17 CSEA	0	0	2	0	0
Voter Records Assistant	16 CSEA	0	2	0	2	2
Voter Records Assistant	14 CSEA	2	0	0	0	0
Election Technology Assistant	15 CSEA	0	0	2	0	0
Total Full-Time Positions		10	10	12	10	10
<u>Part-Time Positions</u>						
Commissioner of Elections	COE	2	2	2	2	2
Total Part-Time Positions		2	2	2	2	2
Total Positions		12	12	14	12	12

REPORT:BP032

BROOME COUNTY GOVERNMENT
REVENUE AND APPROPRIATION SUMMARY BY DEPARTMENT

FUND: 1010 General Operating
DEPT: 07000000 Elections

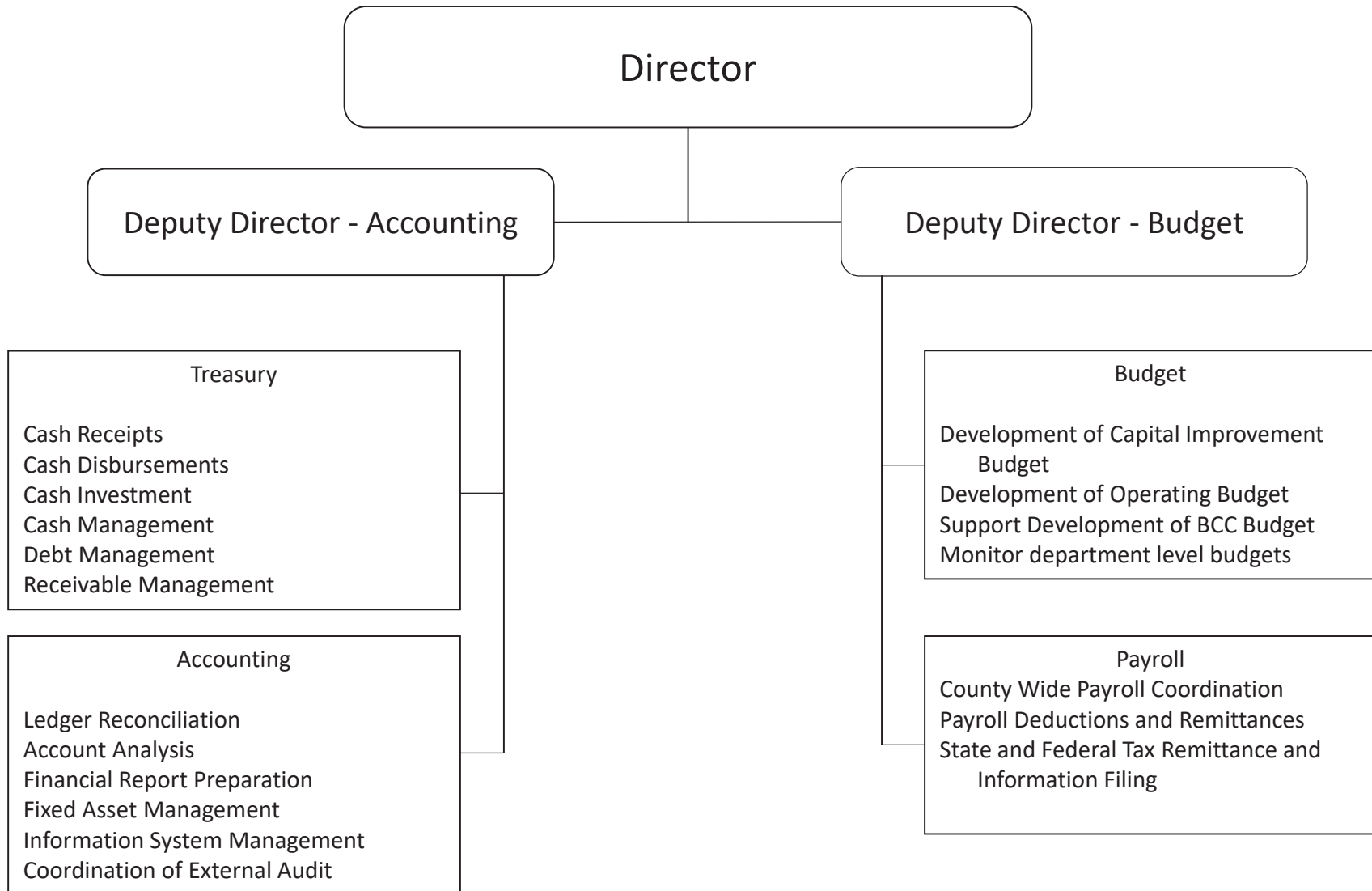
Account	2022 Actuals	2023 Budget	2023 YTD Actuals As of 11/20/23	2024 Budget Requested	2024 Budget Recommended	2024 Budget Adopted
0000002 Departmental Income						
5000179 CHARGES FOR SERVICES	535,074	535,000	535,074	535,000	535,000	535,000
0000002 Departmental Income Total	535,074	535,000	535,074	535,000	535,000	535,000
0000007 Misc Interfund Revenues						
5000530 REFUNDS OF PRIOR YEARS EXPENDI	1,253	0	1,007	0	0	0
5000545 CREDIT CARD REBATES	48	0	0	0	0	0
0000007 Misc Interfund Revenues Total	1,301	0	1,007	0	0	0
Rev Totals for Dept: 07000000	536,375	535,000	536,081	535,000	535,000	535,000
0000010 Personnel Service						
6001000 SALARIES FULL-TIME	442,123	583,569	408,271	731,872	627,986	627,986
6001001 SALARIES PART-TIME	41,000	40,000	33,077	40,000	40,000	40,000
6001002 SALARIES TEMPORARY	246,177	140,000	97,250	225,000	269,506	269,506
6001003 SALARIES OVERTIME	42,686	20,000	33,802	50,000	50,000	50,000
0000010 Personnel Service Totals	771,986	783,569	572,400	1,046,872	987,492	987,492
0000040 Contractual Expenditures						
6004010 BOOKS AND SUBSCRIPTIONS	0	500	0	500	500	500
6004011 DUPLICATING AND PRINTING RM SU	134,840	200,000	48,152	225,000	225,000	225,000
6004012 OFFICE SUPPLIES	1,841	8,000	2,132	10,000	10,000	10,000
6004023 BLDG AND GROUNDS SUPPLIES	0	500	0	500	500	500
6004056 COMPUTER EQUIPMENT(NON CAPITAL	1,068	0	0	0	0	0
6004100 POSTAGE AND FREIGHT	42,773	85,000	17,027	85,000	85,000	85,000
6004105 DUES AND MEMBERSHIPS	0	300	0	300	300	300
6004117 BUILDING AND GROUNDS EXPENSES	0	1,000	0	1,000	1,000	1,000
6004136 OPERATIONAL EQUIPMENT REPAIRS	429	0	0	0	0	0
6004137 ADVERTISING AND PROMOTION EXPE	4,562	5,000	1,804	8,000	8,000	8,000
6004138 OTHER OPERATIONAL EXPENSES	304,195	360,000	102,823	488,500	488,500	488,500
6004160 MILEAGE AND PARKING-LOCAL	7,404	8,000	7,737	10,000	10,000	10,000
6004161 TRAVEL HOTEL AND MEALS	3,037	10,000	3,497	10,000	10,000	10,000
6004162 EDUCATION AND TRAINING	60	7,500	90	7,500	7,500	7,500

BROOME COUNTY GOVERNMENT
 REVENUE AND APPROPRIATION SUMMARY BY DEPARTMENT

FUND: 1010 General Operating
 DEPT: 07000000 Elections

Account	2022 Actuals	2023 Budget	2023 YTD Actuals As of 11/20/23	2024 Budget Requested	2024 Budget Recommended	2024 Budget Adopted
6004196 COPYING MACHINE RENTALS	2,059	3,000	1,793	3,000	3,000	3,000
0000040 Contractual Expenditures Totals	502,268	688,800	185,055	849,300	849,300	849,300
0000041 Chargeback Expenses						
6004602 INSURANCE PREMIUM CHARGEBACK	727	1,270	953	1,504	1,504	1,504
6004606 TELEPHONE BILLING ACCOUNT	0	40,200	20,100	36,695	36,695	36,695
6004609 DATA PROCESSING CHARGEBACKS	68,873	195,623	161,493	211,672	211,672	211,672
6004614 OTHER CHARGEBACK EXPENSES	16,786	18,403	0	17,550	17,550	17,550
6004615 GASOLINE CHARGEBACK	62	2,250	0	355	355	355
6004616 FLEET SERVICE CHARGEBACK	2,500	5,250	2,625	3,000	3,000	3,000
0000041 Chargeback Expenses Totals	88,948	262,996	185,171	270,776	270,776	270,776
0000080 Employee Benefits						
6008001 STATE RETIREMENT	72,542	94,018	81,209	106,411	93,104	93,104
6008002 SOCIAL SECURITY	56,776	47,636	42,128	59,048	51,101	51,101
6008004 WORKERS COMPENSATION	65,398	5,001	3,751	6,171	6,171	6,171
6008006 LIFE INSURANCE	51	180	45	210	180	180
6008007 HEALTH INSURANCE	88,916	126,124	82,141	147,294	123,817	123,817
6008009 RETIREE HEALTH INSURANCE	38,586	38,858	28,906	39,635	39,635	39,635
6008010 DISABILITY INSURANCE	269	528	252	704	704	704
6008011 UNEMPLOYMENT INSURANCE	0	3,000	5,677	3,000	3,000	3,000
0000080 Employee Benefits Totals	322,538	315,345	244,109	362,473	317,712	317,712
Exp Totals for Dept: 07000000	1,685,740	2,050,710	1,186,735	2,529,421	2,425,280	2,425,280
Total for Dept: 07000000	-1,149,365	-1,515,710	-650,654	-1,994,421	-1,890,280	-1,890,280

Office of Management and Budget



Office of Management and Budget

Mission Statement

The Office of Management and Budget (OMB) was established by Local Law 9 of 2010 which amended Article V of the Broome County Charter. The Finance Department and Office of Budget and Research were combined to form this office in 2011. The Director of the Office of Management and Budget is the Chief Fiscal Officer of the County. Accurate accounting and reporting of County financial operations conforming with governmental Generally Accepted Accounting Principles (GAAP) is a primary departmental function. The Director, as County Treasurer, receives county funds and invests cash to maximize return. The department coordinates and prepares the county's operating, capital, and grant budgets, coordinates the biweekly employee payroll process, and prepares necessary state and federal tax and employment information filings. Tax receivable management is a major responsibility.

Description

The Deputy Director for Accounting serves under the Director and oversees accounting and treasury. The Deputy Director for Budget works on budgetary and legislative issues. This position also assists the Director with the preparation and control of the county operating, capital, and grant budgets.

Town and County real property tax warrants and bills are prepared annually. Information used in their preparation is gathered from various sources. Legislative resolutions are drafted and submitted for approval to the Broome County Legislature.

Certain agreements between local businesses and the Broome County Industrial Development Agency (The Agency) establish payments in

lieu of taxes (PILOT) to be paid by the businesses. The county also bills for and collects city payments in lieu of taxes. The Office of Management and Budget computes the charges based on agreements and prepares billings.

Town tax collector warrants expire in April and school and village collector warrants expire in November. Upon expiration of the warrants, the county becomes the receiver of taxes. Unpaid school and village taxes are returned to the county. These amounts are remitted to the school districts and villages the April following their return.

The department receives and records state and federal reimbursement for grant-in-aid and capital programs, departmental income transmittals, sales tax transmittals, mortgage tax transmittals, and proceeds from the issuance of debt.

Sales tax is received from New York State twice monthly (three times in June and December) and distributed to local municipalities quarterly. Mortgage tax is received from the County Clerk monthly and distributed to local municipalities semi-annually. Mortgage tax reports are completed and filed with New York State.

The department maintains county bank accounts using a pooled cash approach to cash management for amounts not legally required to be segregated. Cash is invested to maximize earnings using alternatives prescribed or regulated by state law.

The department maintains the county accounting ledger and prepares the county financial reports. The Annual Comprehensive Financial Report (ACFR) and the State Comptroller's Annual Update Document (AUD) are prepared in accordance with Generally Accepted Accounting Principles. The department works extensively with external auditors and prepares reports as necessary.

Tax forms are mailed quarterly to establishments authorized to levy the county's occupancy tax pursuant to Local Tax Law. Receipts are made and delinquencies pursued with the assistance of the County Attorney's Office.

Sales tax forms for taxes collected by the county are prepared monthly and uploaded to the New York State Department of Taxation and Finance website.

The department coordinates the county payroll function. This includes various reconciliations and software maintenance. Quarterly and annual payroll reports, including W-2s, are prepared and filed with New York State, the Internal Revenue Service and the Social Security Administration.

The department is responsible for the management of county fixed assets, except for Willow Point Nursing Home.

Debt is issued by the department based on cash needs for the county capital program. An Official Statement is prepared and distributed to capital markets to obtain the best interest rate. Arbitrage computations are completed and mandatory filings to the federal government made.

The Community College budget is also submitted for adoption to the Legislature. Spending guidelines for departments are adhered to, and capital projects are monitored to ensure timely completion.

The Director is also the Secretary/Treasurer of the Broome Tobacco Asset Corporation, maintaining the financial records and prepares the Corporation's financial reports.

General County revenue accounts are presented in the department budget.

Public administrator fees and tax search certificate fees directly underwrite the department's activities.

2024 Objectives

- Prepare the County Annual Comprehensive Financial Report, federally required Single Audit report, state required Department of Transportation Single Audit Report, and Landfill Financial Assurance Plan.
- Prepare the annual State Comptroller financial report.
- Maintain the financial records and reports of the Broome Tobacco Asset Securitization Corporation.
- Training and cross-training of financial personnel both internal and external to the department.
- Review and update documented processes.
- Issuance of debt as necessary, emphasis on capital project management.
- Maximize earnings on county funds.
- Maintain the County financial system to meet financial information and reporting needs.
- Improve efficiency, enhance performance and reduce expenses.
- Assist departments with financial operations.

2024 Budget Highlights

- Continue to be the county center of financial competency and be a resource to county departments including assisting several departments directly with the financial operations in those departments.
- Reorganization of the department will increase efficiency and improve effectiveness.

Office of Management and Budget 45010001

<u>Title of Position</u>	<u>Grade/Unit</u>	As of June 15, 2023				
		<u>2022 Actuals</u>	<u>Current Authorized</u>	<u>2024 Requested</u>	<u>2024 Recommended</u>	<u>2024 Adopted</u>
<u>Full-Time Positions</u>						
Director of the Office of Management and Budget	N Admin	0	1	1	1	1
Director of the Office of Management and Budget	K Admin	1	0	0	0	0
Deputy Director of OMB	G Admin	1	1	0	0	0
Deputy Director of OMB - Accounting	G Admin	0	0	1	1	1
Deputy Director of OMB - Budget	G Admin	0	0	1	1	1
Treasury Manager	26 BAPA	1	1	0	0	0
Senior Financial Analyst	24 BAPA	1	1	1	1	1
Senior Budget Analyst	22 BAPA	0	0	1	1	1
Treasury Associate	22 BAPA	0	1	1	1	1
Treasury Associate	20 BAPA	1	0	0	0	0
Payroll Supervisor	22 BAPA	0	1	1	1	1
Payroll Supervisor	20 BAPA	1	0	0	0	0
Financial Analyst	19 CSEA	3	3	4	4	4
Treasury Clerk	16 CSEA	0	3	4	4	4
Treasury Clerk	14 CSEA	3	0	0	0	0
Principal Account Clerk	13 CSEA	1	1	1	1	1
Secretary	13 CSEA	0	0	1	1	1
Total Full-Time Positions		13	13	17	17	17
<u>Part-Time Positions</u>						
None						
Total Part-Time Positions		0	0	0	0	0
Total Positions		13	13	17	17	17

REPORT:BP032

BROOME COUNTY GOVERNMENT
REVENUE AND APPROPRIATION SUMMARY BY DEPARTMENT

FUND: 1010 General Operating

DEPT: 45000000 Office of Management & Budget

Account	2022 Actuals	2023 Budget	2023 YTD Actuals As of 11/20/23	2024 Budget Requested	2024 Budget Recommended	2024 Budget Adopted
0000001 Tax Items						
5000001 REAL PROPERTY TAXES	73,501,568	71,580,695	71,579,299	71,508,415	71,508,415	71,508,415
5000003 PAYMENT IN LIEU OF TAXES	1,291,549	1,381,000	1,509,062	1,357,673	1,357,673	1,357,673
5000004 INTEREST & PENAL-REAL PROP TAX	3,881,587	4,000,000	2,733,934	3,900,000	3,900,000	3,900,000
5000010 SALES AND USE TAX	175,199,403	106,201,497	89,290,527	116,371,377	116,371,377	116,371,377
5000014 TAX ON ADULT-USE-CANNABIS	0	0	73,453	5,000	5,000	5,000
0000001 Tax Items Total	253,874,107	183,163,192	165,186,275	193,142,465	193,142,465	193,142,465
0000002 Departmental Income						
5000102 COMMISSIONER OF FINANCE	103,865	95,000	71,450	95,000	95,000	95,000
5000188 COMMUNITY COLLEGE CAPITAL COST	331,665	350,000	158,867	350,000	350,000	350,000
5000327 FINANCE DEPT CHARGEBACKS	991	0	0	0	0	0
5000426 MISCELLANEOUS	5	0	115,000	0	0	0
5000431 MISCELLANEOUS	400	0	70	0	0	0
0000002 Departmental Income Total	436,926	445,000	345,387	445,000	445,000	445,000
0000003 Use of Money						
5000451 INTEREST AND EARNINGS	504,380	60,000	2,586,084	200,000	200,000	200,000
0000003 Use of Money Total	504,380	60,000	2,586,084	200,000	200,000	200,000
0000007 Misc Interfund Revenues						
5000530 REFUNDS OF PRIOR YEARS EXPENDI	17	50,000	3	45,000	45,000	45,000
5000546 Trust Account Inflows	326,400	0	0	0	0	0
5000550 OTB - DISTRIBUTED EARNINGS	7,107	0	5,748	0	0	0
0000007 Misc Interfund Revenues Total	333,524	50,000	5,751	45,000	45,000	45,000
0000008 State Aid						
5000887 COMPASSIONATE CARE ACT	44,435	0	28,306	25,000	25,000	25,000
5000888 CASINO LICENSING FEES	4,495,406	4,000,000	3,441,022	4,000,000	4,000,000	4,000,000
0000008 State Aid Total	4,539,841	4,000,000	3,469,328	4,025,000	4,025,000	4,025,000
Rev Totals for Dept: 45000000	259,688,778	187,718,192	171,592,825	197,857,465	197,857,465	197,857,465

BROOME COUNTY GOVERNMENT
REVENUE AND APPROPRIATION SUMMARY BY DEPARTMENT

FUND: 1010 General Operating
DEPT: 45000000 Office of Management & Budget

Account	2022 Actuals	2023 Budget	2023 YTD Actuals As of 11/20/23	2024 Budget Requested	2024 Budget Recommended	2024 Budget Adopted
0000010 Personnel Service						
6001000 SALARIES FULL-TIME	741,515	897,478	657,787	1,218,232	1,218,232	1,218,232
0000010 Personnel Service Totals	741,515	897,478	657,787	1,218,232	1,218,232	1,218,232
0000040 Contractual Expenditures						
6004012 OFFICE SUPPLIES	3,303	3,500	9,686	3,500	3,500	3,500
6004100 POSTAGE AND FREIGHT	292	350	251	350	350	350
6004105 DUES AND MEMBERSHIPS	750	750	925	925	925	925
6004106 GENERAL OFFICE EXPENSES	0	450	155	450	450	450
6004139 Trust Account Outflows	163,200	0	0	0	0	0
6004160 MILEAGE AND PARKING-LOCAL	0	0	0	200	200	200
6004161 TRAVEL HOTEL AND MEALS	0	0	0	4,500	4,500	4,500
6004162 EDUCATION AND TRAINING	0	0	85	1,500	1,500	1,500
6004196 COPYING MACHINE RENTALS	2,004	2,010	1,837	2,010	2,010	2,010
6004504 OTHER FINANCIAL SERVICES	1,566	5,000	5,360	5,000	5,000	5,000
6004538 LEGAL CHARGES AND FEES	62	150	0	150	150	150
6004588 INTEREST AND PENALTIES	236	0	0	0	0	0
6004591 CASH SHORT AND OVER	0	0	200	0	0	0
6004598 SALES TAX DISTRIBUTION	65,699,776	0	0	0	0	0
0000040 Contractual Expenditures Totals	65,871,189	12,210	18,499	18,585	18,585	18,585
0000041 Chargeback Expenses						
6004602 INSURANCE PREMIUM CHARGEBACK	791	1,030	772	1,355	1,355	1,355
6004606 TELEPHONE BILLING ACCOUNT	0	504	252	504	504	504
6004609 DATA PROCESSING CHARGEBACKS	0	136	68	45,171	45,171	45,171
0000041 Chargeback Expenses Totals	791	1,670	1,092	47,030	47,030	47,030
0000080 Employee Benefits						
6008001 STATE RETIREMENT	100,037	151,597	99,561	168,249	168,249	168,249
6008002 SOCIAL SECURITY	53,659	68,541	47,824	87,171	87,171	87,171
6008004 WORKERS COMPENSATION	2,977	6,107	4,580	5,772	5,772	5,772
6008006 LIFE INSURANCE	63	0	51	255	255	255
6008007 HEALTH INSURANCE	127,647	168,689	111,997	208,539	208,539	208,539

REPORT:BP032

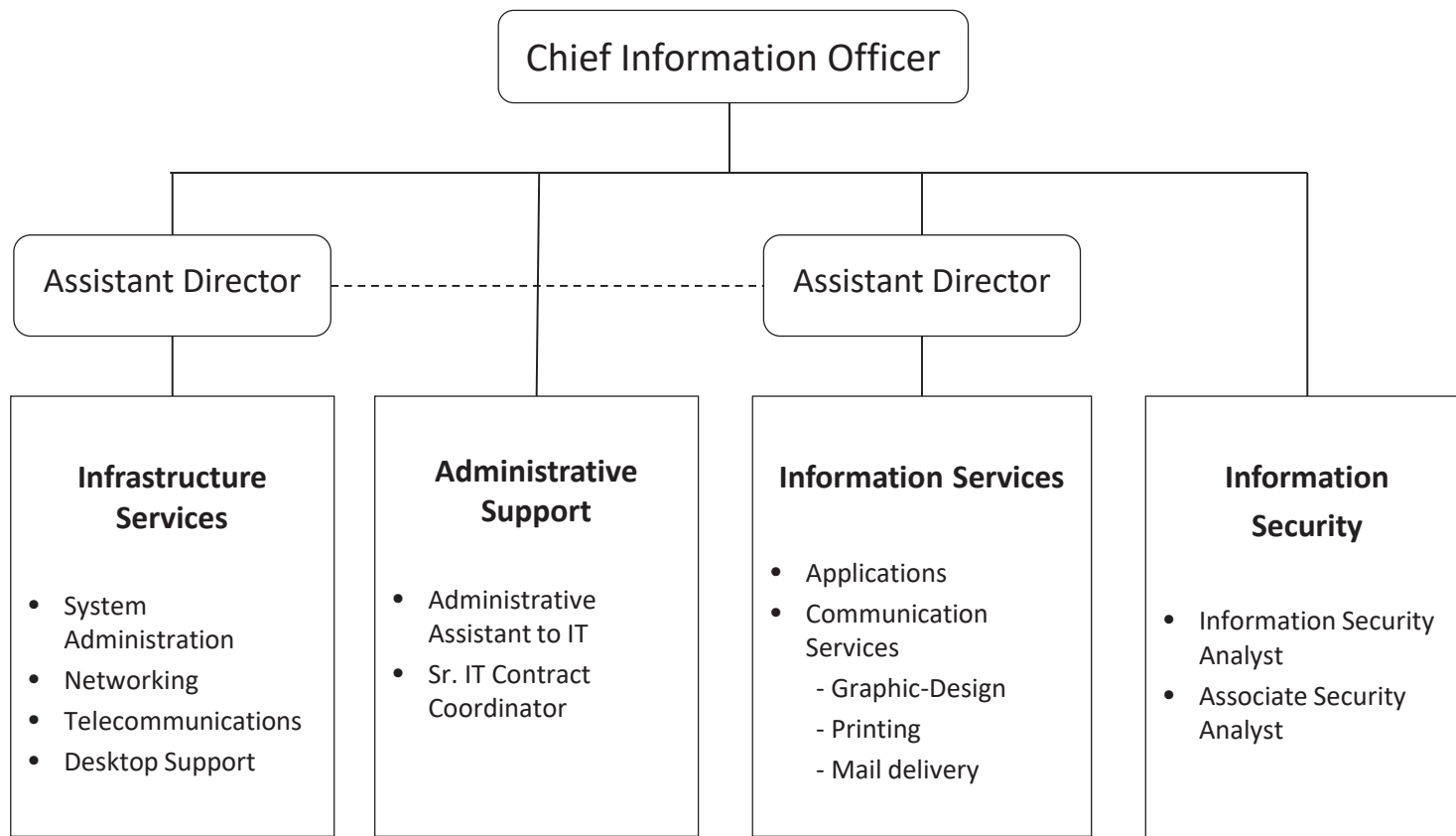
BROOME COUNTY GOVERNMENT
REVENUE AND APPROPRIATION SUMMARY BY DEPARTMENT

FUND: 1010 General Operating

DEPT: 45000000 Office of Management & Budget

Account	2022 Actuals	2023 Budget	2023 YTD Actuals As of 11/20/23	2024 Budget Requested	2024 Budget Recommended	2024 Budget Adopted
6008009 RETIREE HEALTH INSURANCE	33,997	24,317	37,772	46,233	46,233	46,233
6008010 DISABILITY INSURANCE	510	631	421	703	703	703
0000080 Employee Benefits Totals	318,890	419,882	302,206	516,922	516,922	516,922
Exp Totals for Dept: 45000000	66,932,385	1,331,240	979,584	1,800,769	1,800,769	1,800,769
Total for Dept: 45000000	192,756,393	186,386,952	170,613,241	196,056,696	196,056,696	196,056,696

Information Technology



Information Technology Information Services

Mission Statement

BCIT's aim is to provide innovative, secure, and sustainable technologies and services through strategic partnership and engagement to advance the County's commitment to the greater good. We are dedicated to and focused on outstanding customer service, collaboration, and inclusivity at all levels.

Vision

Broome County Information Technology (BCIT) is committed to fostering a community of inclusive excellence through strategic leadership, innovative technology, and service of the highest quality.

Values

- **S: Secure** technology availability to support services provided through BCIT.
- **T: Technology** based on innovation, quality, and teamwork to stay ahead current technology trends.
- **R: Represent** and deliver excellence through the advancement of accessible and equitable technology solutions.
- **I: Innovation** of best practices to enable staff development, knowledge and creativity while improving operation and business performance.
- **V: Value-deliver** excellence through talent and resource development.
- **E: Ensure** community engagement and creative use of BCIT resources.

Description

The Division of Information Technology is comprised of three teams:

- **Infrastructure Team:** Responsible for Networking Infrastructure, Telephone, and Video services
- **Information Security Team**
- **Information Systems Team:** Responsible for Programming/Application team, Printing, Graphics, and Mail services

Within the budget heading of Information Technology are the following focus areas:

Administration provides overall direction, general administrative oversight, budget related processes, contract management, and clerical support for the entire division.

Customer Support staff provides computer user support during regular business hours for all systems and provides emergency on-call 24x7 support of critical safety systems. The staff purchases, configures, and deploys all new desktop, laptop and mobile equipment and peripherals.

Information Systems Team supports all server and security equipment County-wide. This includes resolving problems, maintaining existing equipment, and installing new servers, appliances, network storage, etc. They prepare specifications for all computer equipment and software. They order, receive, test, and install new servers, network storage, spam filters and web filters. The staff also plans all enhancements in equipment and assists the Programming staff with related matters. They are also the interface between vendor supported applications, the vendors, and the users. System Support Staff also

provide 24x7 emergency on-call support for critical safety systems and networks.

Information Security Team continually reviews emerging cybersecurity threats, monitors the County systems and network infrastructure and software for vulnerabilities, and reviews vendors for secure practices. They direct, recommend, or provide remediation to ensure the County Network and Information Systems are as secure as possible given the constraints of time and available tools. Under the guidance of Chief Information Officer, they develop and maintain information security policies and incident response plans, including playbooks used in response to each type of security incident, and report incidents to required outside agencies.

Programming Team supports and maintains HR, Payroll and Financial systems and related applications. They develop new custom applications where an existing commercial application is not available. They perform problem resolution, conduct feasibility studies, research new solutions and software packages, and develop user documentation and training materials for new programs.

Communication Services Team is responsible for providing services such as graphic design and digital printing, color and black/white photocopying, and mail services to all County departments, designated agencies, non-profit organizations, schools, and local governments.

Infrastructure Team (Network and Telecom) is responsible for the design, development, implementation and maintenance of Broome County's network, voice, Wi-Fi, and unified communication systems. They design and manage the network infrastructure including routers, switches, firewalls, and virtual private network connections. They also maintain all data communication lines and wireless data connections between County facilities and many municipalities and non-profit groups.

2024 Objectives

- Engage in a systematic review of BCIT's operational resiliency to improve responsiveness and increase departmental efficiency.
- Provide digital transformation, focused on transforming cloud transition combined with advanced digital technologies.
- Phase out BCIT legacy Applications, Infrastructure and Systems platforms. Provide resiliency needed for continually expanding needs in a secure and fiscally responsible fashion.
- Modernize Cyber defenses that meet all audit, legal and regulatory requirements. Update IT Security policies, procedures, and Cybersecurity Response Plan.

2024 Budget Highlights

- Replace End-of-Life, End-of-Support (EOL/EOS) BCIT platforms in a cost-effective way.
- Evaluate contracts to update the terms of support and phase out legacy and duplicate platforms.
- Replace EOL/EOS storage systems, Wi-Fi infrastructure, network equipment, firewalls, and VOIP with a secure and robust solution while expanding coverage.
- Implement an updated ticketing and asset inventory system and a Project Management system for documentation of supported systems.

Information Technology 10020001
Information Services

As of
June 15, 2023

<u>Title of Position</u>	<u>Grade/Unit</u>	2022 <u>Actuals</u>	As of June 15, 2023 <u>Current Authorized</u>	2024 <u>Requested</u>	2024 <u>Recommended</u>	2024 <u>Adopted</u>
<u>Full-Time Positions</u>						
Chief Information Officer	M Admin	1	1	1	1	1
Assistant Director of Information Technology	H Admin	2	2	2	2	2
Information Security Analyst	28 BAPA	1	1	1	1	1
Systems Programmer II	26 BAPA	1	0	0	0	0
Systems Analyst	26 BAPA	0	1	1	1	1
Systems Administrator	26 BAPA	1	1	2	2	2
Network Engineer	26 BAPA	1	1	0	0	0
Associate Security Analyst	26 BAPA	0	0	1	1	1
Network Architect	26 BAPA	0	0	1	1	1
Business Analyst	25 BAPA	1	1	1	1	1
Data Base Analyst	24 BAPA	1	1	1	1	1
Computer Programmer Analyst	23 BAPA	2	2	2	2	2
Information Technology Project Coordinator	23 BAPA	0	0	1	1	1
Network Specialist	22 BAPA	5	7	7	7	7
Computer Technician Coordinator	20 BAPA	1	1	2	2	2
Telecommunications Technician	20 CSEA	1	0	0	0	0
Customer Support Coordinator	20 CSEA	0	1	0	0	0
Data Communications Technician	20 CSEA	1	0	0	0	0
Administrative Assistant to IT	19 CSEA	0	0	1	1	1
Senior IT Contract Coordinator	19 CSEA	0	0	1	1	1
Senior Computer Hardware Technician	18 CSEA	1	1	1	1	2
Computer Hardware Technician	16 CSEA	5	4	4	4	4
Senior Computer Operator	16 CSEA	1	1	1	1	1
IT Contract Coordinator	16 CSEA	1	1	0	0	0
Secretary	13 CSEA	1	1	0	0	0
Total Full-Time Positions		28	28	31	31	32
<u>Part-Time Positions</u>						
Telecommunications Manager	25 BAPA	1	1	1	1	1
Total Part-Time Positions		1	1	1	1	1
Total Positions		29	29	32	32	33

BROOME COUNTY GOVERNMENT
 REVENUE AND APPROPRIATION SUMMARY
 BY DEPARTMENT AND DIVISION

FUND: 1010 General Operating
 DEPT: 10000000 Information Technology
 DIV: 02 IT-Information Services

Account	2022 Actuals	2023 Budget	2023 YTD Actuals As of 11/20/23	2024 Budget Requested	2024 Budget Recommended	2024 Budget Adopted
0000002 Departmental Income						
5000111 TELEPHONE CHGS - OUTSIDE USERS	9,064	8,763	2,179	3,322	3,322	3,322
5000118 FEES FOR SERVICES	40	400	160	400	400	400
5000305 DATA PROCESSING SERVICES	2,308,270	3,084,775	1,758,729	3,487,025	3,487,025	3,487,025
5000307 CENTRAL SERVICES CHARGES	275	0	0	0	0	0
5000315 TELEPHONE CHGS - COUNTY OWNED	358,564	586,442	276,154	538,154	538,154	538,154
5000333 OTHER DEPARTMENTAL CHARGEBACK	57,063	0	0	0	0	73,910
5000426 MISCELLANEOUS	1,691	4,239	263	2,596	2,596	2,596
0000002 Departmental Income Totals	2,734,967	3,684,619	2,037,485	4,031,497	4,031,497	4,105,407
0000007 Misc Interfund Revenues						
5000530 REFUNDS OF PRIOR YEARS EXPENDI	2,174	0	1,748	0	0	0
5000534 TRANSFER FROM INSURANCE RESERV	827	3,870	4,928	0	0	0
5000545 CREDIT CARD REBATES	296	740	0	740	740	740
0000007 Misc Interfund Revenues Totals	3,297	4,610	6,676	740	740	740
Rev Total for Div: 1002	2,738,264	3,689,229	2,044,161	4,032,237	4,032,237	4,106,147
0000010 Personnel Service						
6001000 SALARIES FULL-TIME	1,698,632	2,014,384	1,413,839	2,314,109	2,314,109	2,365,635
6001001 SALARIES PART-TIME	34,113	44,297	31,682	50,479	50,479	50,479
6001002 SALARIES TEMPORARY	5,936	14,300	0	15,000	15,000	15,000
6001003 SALARIES OVERTIME	3,526	3,000	522	6,000	6,000	6,000
6001008 STAND-BY PAY	26,573	27,900	23,630	27,900	27,900	27,900
0000010 Personnel Service Totals	1,768,780	2,103,881	1,469,673	2,413,488	2,413,488	2,465,014
0000040 Contractual Expenditures						
6004010 BOOKS AND SUBSCRIPTIONS	65	800	0	800	800	800
6004012 OFFICE SUPPLIES	2,021	1,000	823	2,500	2,500	2,500
6004048 MISC OPERATIONAL SUPPLIES	0	3,000	390	3,000	3,000	3,000
6004055 COMPUTER SOFTWARE AND SUPPLIES	26,487	21,000	180,395	42,000	42,000	42,000
6004056 COMPUTER EQUIPMENT(NON CAPITAL	282,424	197,495	117,499	250,334	250,334	250,334
6004082 COMPUTER CENTER SUPPLIES	51,851	42,209	77,115	77,737	77,737	77,737

REPORT:BP033

BROOME COUNTY GOVERNMENT
REVENUE AND APPROPRIATION SUMMARY
BY DEPARTMENT AND DIVISION

FUND: 1010 General Operating
DEPT: 10000000 Information Technology
DIV: 02 IT-Information Services

Account	2022 Actuals	2023 Budget	2023 YTD Actuals As of 11/20/23	2024 Budget Requested	2024 Budget Recommended	2024 Budget Adopted
6004100 POSTAGE AND FREIGHT	156	1,200	0	1,200	1,200	1,200
6004101 TELEPHONE	498,050	487,688	391,374	490,623	490,623	490,623
6004102 TELEPHONE EQUIPMENT	769	10,000	3,676	10,000	10,000	10,000
6004103 TELEPHONE LOCAL CALLS	6,247	14,000	5,698	14,000	14,000	14,000
6004104 TELEPHONE LONG DISTANCE	20,907	21,000	13,498	21,000	21,000	21,000
6004105 DUES AND MEMBERSHIPS	1,650	200	50	1,650	1,650	1,650
6004106 GENERAL OFFICE EXPENSES	333	500	0	500	500	500
6004137 ADVERTISING AND PROMOTION EXPE	0	350	0	350	350	350
6004160 MILEAGE AND PARKING-LOCAL	1	500	206	500	500	500
6004161 TRAVEL HOTEL AND MEALS	500	5,000	2,759	5,000	5,000	5,000
6004162 EDUCATION AND TRAINING	5,620	33,615	28,646	33,615	33,615	33,615
6004168 OTHER PERSONNEL EXPENSES	465	150	735	638	638	638
6004169 DAY TRIP MEAL REIMBURSEMENT	0	1,650	0	1,650	1,650	1,650
6004192 SOFTWARE MAINTENANCE	3,055,804	3,415,533	2,861,206	3,662,436	3,662,436	3,662,436
6004193 HARDWARE MAINTENANCE	206,143	263,661	268,417	282,774	282,774	282,774
6004196 COPYING MACHINE RENTALS	2,272	2,191	10,870	2,272	2,272	2,272
6004200 PROPERTY LOSS	827	3,870	4,928	0	0	0
6004505 CONTRACTED DATA PROCESSING SER	105,532	117,226	98,327	186,045	186,045	186,045
6004573 OTHER FEES FOR SERVICES	59,186	124,720	63,952	124,720	124,720	124,720
0000040 Contractual Expenditures Totals	4,327,310	4,768,558	4,130,564	5,215,344	5,215,344	5,215,344
0000041 Chargeback Expenses						
6004602 INSURANCE PREMIUM CHARGEBACK	9,949	10,998	8,249	11,354	11,354	11,354
6004606 TELEPHONE BILLING ACCOUNT	0	16,592	8,296	16,592	16,592	16,592
6004609 DATA PROCESSING CHARGEBACKS	0	8,719	5,043	25,936	25,936	25,936
6004615 GASOLINE CHARGEBACK	398	2,250	890	1,775	1,775	1,775
6004616 FLEET SERVICE CHARGEBACK	5,000	5,250	5,250	6,000	6,000	6,000
6004626 TRANSPORTATION SERVICES CHARGE	15,948	15,870	15,870	16,794	16,794	16,794
0000041 Chargeback Expenses Totals	31,295	59,679	43,598	78,451	78,451	78,451
0000060 Principal on Indebtedness						
6006008 PRINCIPAL ON CAPITAL LEASE	16,016	0	0	0	0	0
0000060 Principal on Indebtedness Totals	16,016	0	0	0	0	0
0000070 Interest on Indebtedness						
6007005 INTEREST ON CAPITAL LEASE	593	0	0	0	0	0

BROOME COUNTY GOVERNMENT
 REVENUE AND APPROPRIATION SUMMARY
 BY DEPARTMENT AND DIVISION

FUND: 1010 General Operating
 DEPT: 10000000 Information Technology
 DIV: 02 IT-Information Services

Account	2022 Actuals	2023 Budget	2023 YTD Actuals As of 11/20/23	2024 Budget Requested	2024 Budget Recommended	2024 Budget Adopted
0000070 Interest on Indebtedness Totals	593	0	0	0	0	0
0000080 Employee Benefits						
6008001 STATE RETIREMENT	229,194	343,989	239,232	348,786	348,786	355,386
6008002 SOCIAL SECURITY	128,615	161,138	106,432	184,633	184,633	188,575
6008004 WORKERS COMPENSATION	8,253	14,257	10,693	14,208	14,208	14,208
6008006 LIFE INSURANCE	133	435	112	480	480	495
6008007 HEALTH INSURANCE	270,975	337,810	264,300	415,171	415,171	426,910
6008009 RETIREE HEALTH INSURANCE	207,202	229,200	181,923	220,286	220,286	220,286
6008010 DISABILITY INSURANCE	767	968	524	792	792	880
6008011 UNEMPLOYMENT INSURANCE	5,520	0	17,568	0	0	0
6008013 HEALTH INS - RETIRE INCENTIVE	4,446	0	0	0	0	0
6008014 NYS ERS VDC EXPENSE	-17,916	0	0	0	0	0
0000080 Employee Benefits Totals	837,189	1,087,797	820,784	1,184,356	1,184,356	1,206,740
Exp Total for Div: 1002	6,981,183	8,019,915	6,464,619	8,891,639	8,891,639	8,965,549
Total for Div: 10000000	-4,242,919	-4,330,686	-4,420,458	-4,859,402	-4,859,402	-4,859,402
Total for Dept: 10000000	-5,076,663	-5,040,733	-4,941,466	-5,598,823	-5,598,823	-5,598,823

Information Technology Communication Services

Mission Statement

BCIT Communication Team's aim is to provide innovative and modern services through engaged communication, timeliness and professionalism.

Description

The Communications Division consists of three main functions:

- The Graphic-Design service uses the latest software and applications to create a variety of customer driven requests.
- The Printing Service consists of full color copy equipment, high-speed, high-volume black and white copy equipment, digital envelope printers and a variety of bindery equipment, along with advanced printing software.
- The Mail Service offers pick-up and delivery, sorting and mail processing for all County departments while using procedures to defray the rising cost of postage.

2024 Objectives

- Work with the Executive's Office to define a standard for all County public facing print and electronic media and providing a manual for departments to follow.
- Explore new revenue sources in local government and non-profit organizations in Broome and surrounding counties.
- Update the Print Shop catalog to include samples and pricing. Distribute the updated catalog to schools, government non-profits, outside agencies, towns, and villages at the appropriate times of year for each.
- Phase out legacy equipment and replace with modern platforms.

2024 Budget Highlights

- Maintain a balanced budget while advancing toward the use of digital printing technology, reducing the need for printing chemicals while continuing to provide the highest quality and fastest service of print products.

Information Technology 10010001
 Communication Services

As of
 June 15, 2023

<u>Title of Position</u>	<u>Grade/Unit</u>	<u>2022 Actuals</u>	<u>Current Authorized</u>	<u>2024 Requested</u>	<u>2024 Recommended</u>	<u>2024 Adopted</u>
<u>Full-Time Positions</u>						
Print Shop Manager	20 BAPA	0	0	1	1	1
Graphic Designer	20 CSEA	1	1	1	1	1
Senior Duplicating Machine Operator	15 CSEA	1	1	0	0	0
Offset Duplicating Machine Operator	11 CSEA	1	1	1	1	1
Courier	9 CSEA	2	2	2	2	2
Total Full-Time Positions		5	5	5	5	5
<u>Part-Time Positions</u>						
Offset Duplicating Machine Operator	11 CSEA	1	1	1	1	1
Total Part-Time Positions		1	1	1	1	1
Total Positions		6	6	6	6	6

REPORT:BP033

BROOME COUNTY GOVERNMENT
REVENUE AND APPROPRIATION SUMMARY
BY DEPARTMENT AND DIVISION

FUND: 1010 General Operating
DEPT: 10000000 Information Technology
DIV: 01 IT-Communication Services

Account	2022 Actuals	2023 Budget	2023 YTD Actuals As of 11/20/23	2024 Budget Requested	2024 Budget Recommended	2024 Budget Adopted
10000000 Information Technology						
0000002 Departmental Income						
5000189 OTHER LOCAL GOVERNMENTS	72,586	65,069	77,334	68,664	68,664	68,664
5000307 CENTRAL SERVICES CHARGES	187,732	208,249	152,653	198,267	198,267	198,267
5000317 PRINTING CHARGEBACKS	107,428	135,338	117,997	132,675	132,675	132,675
5000333 OTHER DEPARTMENTAL CHARGEBACK	5,592	11,278	5,277	8,964	8,964	8,964
5000426 MISCELLANEOUS	16,466	10,405	11,806	12,617	12,617	12,617
0000002 Departmental Income Totals	389,804	430,339	365,067	421,187	421,187	421,187
0000009 Federal Aid						
5000992 CARES ACT	370	0	0	0	0	0
0000009 Federal Aid Totals	370	0	0	0	0	0
Rev Total for Div: 1001	390,174	430,339	365,067	421,187	421,187	421,187
0000010 Personnel Service						
6001000 SALARIES FULL-TIME	241,496	243,972	198,249	255,972	255,972	255,972
6001001 SALARIES PART-TIME	23,318	23,129	19,665	24,990	24,990	24,990
0000010 Personnel Service Totals	264,814	267,101	217,914	280,962	280,962	280,962
0000020 Equipment and Capital Outlay						
6002503 COMPUTER EQUIPMENT	14,379	6,000	38,299	6,000	6,000	6,000
0000020 Equipment and Capital Outlay Totals	14,379	6,000	38,299	6,000	6,000	6,000
0000040 Contractual Expenditures						
6004010 BOOKS AND SUBSCRIPTIONS	1,999	2,000	2,199	2,309	2,309	2,309
6004011 DUPLICATING AND PRINTING RM SU	19,338	14,420	13,334	17,070	17,070	17,070
6004012 OFFICE SUPPLIES	45,184	44,675	42,840	43,500	43,500	43,500
6004023 BLDG AND GROUNDS SUPPLIES	17,152	0	0	0	0	0
6004056 COMPUTER EQUIPMENT(NON CAPITAL)	64,511	0	5,242	0	0	0
6004100 POSTAGE AND FREIGHT	383,160	493,000	328,463	508,000	508,000	508,000
6004101 TELEPHONE	5,268	0	0	0	0	0

BROOME COUNTY GOVERNMENT
 REVENUE AND APPROPRIATION SUMMARY
 BY DEPARTMENT AND DIVISION

FUND: 1010 General Operating
 DEPT: 10000000 Information Technology
 DIV: 01 IT-Communication Services

Account	2022 Actuals	2023 Budget	2023 YTD Actuals As of 11/20/23	2024 Budget Requested	2024 Budget Recommended	2024 Budget Adopted
6004106 GENERAL OFFICE EXPENSES	2,396	2,396	6,751	7,884	7,884	7,884
6004138 OTHER OPERATIONAL EXPENSES	18,805	0	0	0	0	0
6004192 SOFTWARE MAINTENANCE	79,225	0	0	0	0	0
6004195 HARDWARE RENTAL	6,150	12,000	6,208	12,000	12,000	12,000
6004196 COPYING MACHINE RENTALS	39,103	71,640	48,865	71,640	71,640	71,640
6004505 CONTRACTED DATA PROCESSING SER	21,000	0	0	0	0	0
0000040 Contractual Expenditures Totals	703,291	640,131	453,902	662,403	662,403	662,403
0000041 Chargeback Expenses						
6004602 INSURANCE PREMIUM CHARGEBACK	2,058	2,276	1,707	2,271	2,271	2,271
6004615 GASOLINE CHARGEBACK	705	2,250	888	1,775	1,775	1,775
6004616 FLEET SERVICE CHARGEBACK	7,500	7,875	7,875	9,000	9,000	9,000
0000041 Chargeback Expenses Totals	10,263	12,401	10,470	13,046	13,046	13,046
0000060 Principal on Indebtedness						
6006008 PRINCIPAL ON CAPITAL LEASE	30,026	0	0	0	0	0
0000060 Principal on Indebtedness Totals	30,026	0	0	0	0	0
0000070 Interest on Indebtedness						
6007005 INTEREST ON CAPITAL LEASE	2,490	0	0	0	0	0
0000070 Interest on Indebtedness Totals	2,490	0	0	0	0	0
0000080 Employee Benefits						
6008001 STATE RETIREMENT	34,466	44,034	33,154	39,714	39,714	39,714
6008002 SOCIAL SECURITY	18,404	20,433	15,215	21,494	21,494	21,494
6008004 WORKERS COMPENSATION	1,707	2,950	2,213	2,842	2,842	2,842
6008006 LIFE INSURANCE	26	75	21	75	75	75
6008007 HEALTH INSURANCE	81,595	86,769	64,366	78,089	78,089	78,089
6008009 RETIREE HEALTH INSURANCE	60,549	60,052	50,206	55,543	55,543	55,543
6008010 DISABILITY INSURANCE	426	440	315	440	440	440
6008013 HEALTH INS - RETIRE INCENTIVE	1,482	0	0	0	0	0
0000080 Employee Benefits Totals	198,655	214,753	165,490	198,197	198,197	198,197

REPORT:BP033

BROOME COUNTY GOVERNMENT
 REVENUE AND APPROPRIATION SUMMARY
 BY DEPARTMENT AND DIVISION

FUND: 1010 General Operating
 DEPT: 10000000 Information Technology
 DIV: 01 IT-Communication Services

Account	2022 Actuals	2023 Budget	2023 YTD Actuals As of 11/20/23	2024 Budget Requested	2024 Budget Recommended	2024 Budget Adopted
Exp Total for Div: 1001	1,223,918	1,140,386	886,075	1,160,608	1,160,608	1,160,608
Total for Div: 10000000	-833,744	-710,047	-521,008	-739,421	-739,421	-739,421

Law Department

County Attorney



Law

Law (County Attorney)

Mission Statement

To legally protect and indemnify Broome County Government in deliberations and actions by providing effective legal representation and advice to the County Executive, the Legislature, and all county departments and various boards.

Description

- Draft resolutions, local laws, contracts, and other documents at the request of Broome County departments, boards, officers and employees.
- Defend the County of Broome, its officers and employees in all civil actions commenced against them in local, state, and federal courts and to initiate litigation on behalf of the county to recover money and property due the county.
- Assist county departments in resolving disputes with outside vendors, contractors, and landlords to avoid litigation when possible.
- Represent and advise the Broome County Legislature, the Board of Acquisition and Contract, the Public Library, Broome Community College, the Arena Board and other county legislative and advisory boards.
- Prosecute children who either break the law or need supervision in the name of the county and in the name of the state.
- Prosecute health code violations and illegal dumping cases.
- Represent the county in all administrative hearings and reviews at the local, state, and federal level.
- Represent the Director of Office of Management and Budget in their capacity as public administrator of decedent's estates.

- Provide formal and informal legal advice to all departments.
- Assist the Department of Risk and Insurance in mitigating legal risk faced by the county.
- Prosecute School Bus Stop Arm violations.

2024 Objectives

- Continue our policy of vigorously defending the county and settling litigation only when it is clearly indicated to be in the best interest of the county to do so.
- Continue to assist county administration and legislators in county economic development initiatives.
- Assist county administration and legislators in continuing to deliver services to county residents.
- Assist county administration and legislators in reviewing and revising, when necessary, the Broome County Charter, local laws and resolutions.
- Continue to work with the Departments of Social Services, Probation and Youth Bureau in managing placement and other services for minors in our community.
- Continue to work with OES and Security to enforce School Bus Stop Arm violations.

2024 Budget Highlights

- Maintained current level of services to county departments.

Law 11010001
 Law (County Attorney)

As of
 June 15, 2023

<u>Title of Position</u>	<u>Grade/Unit</u>	2022 <u>Actuals</u>	Current <u>Authorized</u>	2024 <u>Requested</u>	2024 <u>Recommended</u>	2024 <u>Adopted</u>
<u>Full-Time Positions</u>						
County Attorney	AT-6	1	1	1	1	1
Chief Assistant County Attorney	AT-4	1	1	1	1	1
Senior Assistant County Attorney	AT-3	1	1	1	1	1
Assistant County Attorney II	AT-2	2	3	3	3	3
Assistant County Attorney	AT-1	1	0	0	0	0
Office Manager	16 Admin	1	1	1	1	1
Paralegal	15 Admin	1	1	1	1	1
Secretary	14 Admin	2	2	2	2	2
Total Full-Time Positions		10	10	10	10	10
<u>Part-time Positions</u>						
None						
Total Part-Time Positions		0	0	0	0	0
Total Positions		10	10	10	10	10

REPORT:BP033

BROOME COUNTY GOVERNMENT
REVENUE AND APPROPRIATION SUMMARY
BY DEPARTMENT AND DIVISION

FUND: 1010 General Operating
DEPT: 11000000 Law
DIV: 01 Law

Account	2022 Actuals	2023 Budget	2023 YTD Actuals As of 11/20/23	2024 Budget Requested	2024 Budget Recommended	2024 Budget Adopted
11000000 Law						
0000002 Departmental Income						
5000310 COUNTY ATTORNEY FEES & CHARGES	118,586	257,775	94,230	257,775	257,775	257,775
5000428 OTHER CHARGES	15,838	5,000	2,000	5,000	5,000	5,000
0000002 Departmental Income Totals	134,424	262,775	96,230	262,775	262,775	262,775
Rev Total for Div: 1101	134,424	262,775	96,230	262,775	262,775	262,775
0000010 Personnel Service						
6001000 SALARIES FULL-TIME	642,313	807,008	582,060	819,919	819,919	819,919
6001002 SALARIES TEMPORARY	8,309	0	4,439	0	0	0
0000010 Personnel Service Totals	650,622	807,008	586,499	819,919	819,919	819,919
0000040 Contractual Expenditures						
6004010 BOOKS AND SUBSCRIPTIONS	2,820	3,000	3,817	3,000	3,000	3,000
6004012 OFFICE SUPPLIES	5,773	7,000	5,141	7,000	7,000	7,000
6004056 COMPUTER EQUIPMENT(NON CAPITAL	0	550	0	550	550	550
6004100 POSTAGE AND FREIGHT	645	500	852	750	750	750
6004105 DUES AND MEMBERSHIPS	3,353	2,500	1,063	2,500	2,500	2,500
6004106 GENERAL OFFICE EXPENSES	11	200	0	200	200	200
6004160 MILEAGE AND PARKING-LOCAL	0	25	0	25	25	25
6004161 TRAVEL HOTEL AND MEALS	1,014	2,000	2,106	2,000	2,000	2,000
6004162 EDUCATION AND TRAINING	2,183	2,000	1,461	2,500	2,500	2,500
6004168 OTHER PERSONNEL EXPENSES	24	250	0	250	250	250
6004196 COPYING MACHINE RENTALS	2,408	2,400	2,156	2,400	2,400	2,400
6004505 CONTRACTED DATA PROCESSING SER	12,845	14,500	10,546	14,500	14,500	14,500
6004534 JUROR FEES AND COURT EXPENSES	3,724	3,500	5,290	3,500	3,500	3,500
6004537 INVESTIGATIONS EXPENSES	36	1,000	31	1,000	1,000	1,000
6004538 LEGAL CHARGES AND FEES	15,292	35,000	51,060	35,000	35,000	35,000
6004541 STENOGRAPHIC SERVICES	8,423	7,000	18,780	7,000	7,000	7,000
0000040 Contractual Expenditures Totals	58,551	81,425	102,303	82,175	82,175	82,175
0000041 Chargeback Expenses						
6004602 INSURANCE PREMIUM CHARGEBACK	411	534	533	688	688	688

BROOME COUNTY GOVERNMENT
 REVENUE AND APPROPRIATION SUMMARY
 BY DEPARTMENT AND DIVISION

FUND: 1010 General Operating
 DEPT: 11000000 Law
 DIV: 01 Law

Account	2022 Actuals	2023 Budget	2023 YTD Actuals As of 11/20/23	2024 Budget Requested	2024 Budget Recommended	2024 Budget Adopted
6004606 TELEPHONE BILLING ACCOUNT	0	750	375	750	750	750
6004609 DATA PROCESSING CHARGEBACKS	0	1,264	632	1,563	1,563	1,563
0000041 Chargeback Expenses Totals	411	2,548	1,540	3,001	3,001	3,001
0000080 Employee Benefits						
6008001 STATE RETIREMENT	95,097	144,659	90,369	129,139	129,139	129,139
6008002 SOCIAL SECURITY	47,087	61,736	42,632	62,724	62,724	62,724
6008004 WORKERS COMPENSATION	2,893	5,765	5,765	6,084	6,084	6,084
6008006 LIFE INSURANCE	44	150	38	150	150	150
6008007 HEALTH INSURANCE	126,938	155,226	115,279	169,302	169,302	169,302
6008009 RETIREE HEALTH INSURANCE	122,908	129,019	107,516	131,586	131,586	131,586
6008014 NYS ERS VDC EXPENSE	0	0	3,643	0	0	0
0000080 Employee Benefits Totals	394,967	496,555	365,242	498,985	498,985	498,985
Exp Total for Div: 1101	1,104,551	1,387,536	1,055,584	1,404,080	1,404,080	1,404,080
Total for Div: 11000000	-970,127	-1,124,761	-959,354	-1,141,305	-1,141,305	-1,141,305

Law

DSS Legal Unit

Mission Statement

Provide exemplary legal representation and counsel, to effectively support the many programs administered by the Broome County Department of Social Services.

Description

The function of the Legal Unit is to represent the Department of Social Services effectively in court and administrative hearings, and to advise and furnish legal services in support of the department's many programs.

In representing the department's Child Welfare and Child Support Programs, the Legal Unit is the single highest volume user of Broome County Family Court. For 2022, Legal Unit Family Court appearances totaled 3,022.

The Legal Unit is the legal safeguard for Broome County's abused and neglected children. Complex Family Court cases involving child abuse, child neglect, and foster children accounted for 1,649 attorney appearances.

Revenue producing cases seeking reimbursement for public assistance and Medicaid expenditures accounted for 1,373 court appearances. Legal Unit attorneys also appear in significant appellate and other litigation, particularly litigation involving the department's Medical Assistance and Protective Services for Adults Programs, as well as cases involving permanence for foster children. Each of these cases involves extensive preparation and court time.

Despite reorganizations, turnover of department administrative and line staff, and state and federal legislative changes that make recoveries of expenditures more difficult, in addition to its successful Medicaid activities, the Legal Unit continues to be extremely revenue positive. Non-child support collections involving personal injury, property, mortgage, and estate claims for 2022 totaled \$1,665,046.06. Annually, for 2023, Legal Unit non-child support collections are projected to exceed \$1,513,755. For 2022, child support collections representing recoveries of public assistance expenditures are projected to total an additional \$2M. Overall, Legal Unit 2023 collections are anticipated to total over \$3M.

The Legal Unit historically has successfully taken a leadership role in revenue producing "special endeavors" for Broome County. For example, Broome County's participation in New York State's Medicaid Provider Fraud Demonstration Project. Over 25 audits of local area providers involving over \$50 million in Medicaid claims were audited. Over \$1M in recoveries were obtained through the Legal Unit's Medicaid compliance and other special revenue activities. The Legal Unit also provides significant support for Broome's exemplary welfare fraud program.

In addition to actual monetary collections to reimburse cash welfare and Medicaid programs, the Legal Unit continued to obtain significant Medicaid cost savings through securing court orders requiring private health insurance to pay for health care, prior to Medicaid funds being expended. Legal Unit third party health insurance reimbursement efforts substantially contribute to over \$20 million annual Medicaid savings. These savings facilitate New York State's ability to ease its Medicaid financial burden on counties.

2024 Objectives

- Maintain operations by continuing to adapt to the COVID-19 pandemic or any future emergencies, by utilizing necessary technologies to work remotely and effectively. Including, managing high volume “virtual court” requirements for Child Welfare and Child Support caseloads.
- Continue to be revenue positive, through obtaining substantial monetary recoveries to reimburse public assistance and Medicaid expenditures.
- Provide legal counsel to facilitate Social Services’ transition to Family Assessment Response (FAR) as an alternative to Child Protective Services investigations.
- Provide legal counsel to facilitate Social Services’ as county’s Persons In Need of Supervision (PINS) lead agency, and assure compliance with state mandated juvenile justice reforms, including facilitating legal compliance with juvenile detention reform initiatives to assure Broome County does not exceed New York State Detention Block Grant funding.
- Maintain compliance with Federal Title IV-E standards, by assuring legally compliant court orders are obtained involving all foster children, thereby facilitating Broome County’s continued receipt of substantial federal reimbursement.

Law 11020001
DSS Legal Unit

As of
June 15, 2023

<u>Title of Position</u>	<u>Grade/Unit</u>	<u>2022 Actuals</u>	<u>Current Authorized</u>	<u>2024 Requested</u>	<u>2024 Recommended</u>	<u>2024 Adopted</u>
<u>Full-Time Positions</u>						
Deputy County Attorney	AT-5	1	1	1	1	1
Senior Assistant County Attorney	AT-3	3	3	4	4	4
Assistant County Attorney II	AT-2	4	4	3	3	3
Office Manager (40 hours)	16 Admin	0	0	1	1	1
Office Manager (37.5 hours)	16 Admin	1	1	0	0	0
Paralegal (40 hours)	15 Admin	0	0	2	2	2
Paralegal (37.5 hours)	15 Admin	2	2	0	0	0
Secretary (40 hours)	14 Admin	0	0	2	2	2
Secretary (37.5 hours)	14 Admin	2	2	0	0	0
Total Full-Time Positions		13	13	13	13	13
<u>Part-Time Positions</u>						
None						
Total Part-Time Positions		0	0	0	0	0
Total Positions		13	13	13	13	13

BROOME COUNTY GOVERNMENT
 REVENUE AND APPROPRIATION SUMMARY
 BY DEPARTMENT AND DIVISION

FUND: 1010 General Operating
 DEPT: 11000000 Law
 DIV: 02 Law-DSS Legal Unit

Account	2022 Actuals	2023 Budget	2023 YTD Actuals As of 11/20/23	2024 Budget Requested	2024 Budget Recommended	2024 Budget Adopted
0000002 Departmental Income						
5000313 CHARGEBACKS - D S S	1,344,524	1,595,415	1,098,227	1,692,596	1,692,596	1,692,596
0000002 Departmental Income Totals	1,344,524	1,595,415	1,098,227	1,692,596	1,692,596	1,692,596
0000007 Misc Interfund Revenues						
5000530 REFUNDS OF PRIOR YEARS EXPENDI	1,879	0	1,511	0	0	0
0000007 Misc Interfund Revenues Totals	1,879	0	1,511	0	0	0
Rev Total for Div: 1102	1,346,403	1,595,415	1,099,738	1,692,596	1,692,596	1,692,596
0000010 Personnel Service						
6001000 SALARIES FULL-TIME	896,903	1,007,723	798,137	1,073,188	1,073,188	1,073,188
6001002 SALARIES TEMPORARY	13,458	31,370	57,645	36,580	36,580	36,580
0000010 Personnel Service Totals	910,361	1,039,093	855,782	1,109,768	1,109,768	1,109,768
0000040 Contractual Expenditures						
6004010 BOOKS AND SUBSCRIPTIONS	20,733	13,000	15,635	23,000	23,000	23,000
6004012 OFFICE SUPPLIES	3,120	7,000	4,164	7,000	7,000	7,000
6004100 POSTAGE AND FREIGHT	83	500	87	500	500	500
6004105 DUES AND MEMBERSHIPS	2,005	1,600	1,297	2,100	2,100	2,100
6004106 GENERAL OFFICE EXPENSES	203	200	0	200	200	200
6004137 ADVERTISING AND PROMOTION EXPE	32	500	454	500	500	500
6004161 TRAVEL HOTEL AND MEALS	842	1,700	1,847	5,700	5,700	5,700
6004162 EDUCATION AND TRAINING	1,403	1,000	1,023	2,500	2,500	2,500
6004168 OTHER PERSONNEL EXPENSES	120	180	180	180	180	180
6004536 WITNESS EXPENSES	0	1,500	0	1,500	1,500	1,500
6004538 LEGAL CHARGES AND FEES	8,454	12,000	2,426	12,000	12,000	12,000
6004541 STENOGRAPHIC SERVICES	0	500	0	500	500	500
0000040 Contractual Expenditures Totals	36,995	39,680	27,113	55,680	55,680	55,680
0000041 Chargeback Expenses						

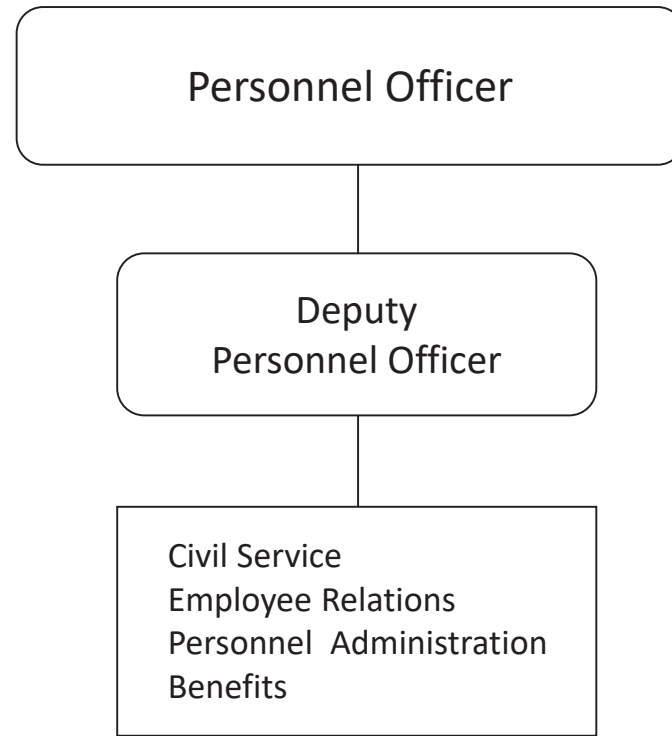
REPORT:BP033

BROOME COUNTY GOVERNMENT
REVENUE AND APPROPRIATION SUMMARY
BY DEPARTMENT AND DIVISION

FUND: 1010 General Operating
DEPT: 11000000 Law
DIV: 02 Law-DSS Legal Unit

Account	2022 Actuals	2023 Budget	2023 YTD Actuals As of 11/20/23	2024 Budget Requested	2024 Budget Recommended	2024 Budget Adopted
6004602 INSURANCE PREMIUM CHARGEBACK	411	533	533	688	688	688
6004617 DUPLICATING/PRINTING CHARGEBAC	208	281	416	333	333	333
6004618 OFFICE SUPPLIES CHARGEBACK	3,270	3,643	2,248	3,254	3,254	3,254
0000041 Chargeback Expenses Totals	3,889	4,457	3,197	4,275	4,275	4,275
0000080 Employee Benefits						
6008001 STATE RETIREMENT	127,238	183,957	146,991	189,449	189,449	189,449
6008002 SOCIAL SECURITY	66,097	79,490	62,747	84,895	84,895	84,895
6008004 WORKERS COMPENSATION	2,893	5,765	5,765	6,084	6,084	6,084
6008006 LIFE INSURANCE	67	195	58	195	195	195
6008007 HEALTH INSURANCE	124,788	132,739	109,489	130,010	130,010	130,010
6008009 RETIREE HEALTH INSURANCE	104,799	110,039	91,700	112,240	112,240	112,240
0000080 Employee Benefits Totals	425,882	512,185	416,750	522,873	522,873	522,873
Exp Total for Div: 1102	1,377,127	1,595,415	1,302,842	1,692,596	1,692,596	1,692,596
Total for Div: 11000000	-30,724	0	-203,104	0	0	0
Total for Dept: 11000000	-1,000,851	-1,124,761	-1,162,458	-1,141,305	-1,141,305	-1,141,305

Department of Personnel



Department of Personnel

Mission Statement

To administer the provisions of the New York State Civil Service Law and the Broome County Civil Service Rules fairly and equitably with respect to the offices and employment in the classified service of 43 Broome County departments and the civil divisions therein, as well as sixteen towns, seven villages, twelve school districts (except Binghamton) the Southern Tier East Regional Board, and the Broome County Soil and Water Conservation District. Labor relations consulting to towns, villages and Binghamton Sewage Treatment Facility is provided as necessary.

The department also administers various human resource functions of county government including employee relations, employee benefits, leaves of absence, record management, recruitment, training, and staff development.

In addition, the department is responsible for the administration of various federal, state, and local laws, rules and regulations including the Taylor Law, Fair Labor Standards Act, Affordable Care Act and Family and Medical Leave Act. The Department's mission is to provide the highest quality personnel services to our employees, retirees, and prospective members of the County workforce, while promoting effective and efficient County government.

Description

The Broome County Department of Personnel is comprised of four functional units as follows:

The Civil Service Administration Unit administers New York State Civil Service Law and develops and maintains the position classification plan. This unit also administers competitive examinations, certifies payrolls, reviews applicant qualifications, reviews and approves appointments and personnel changes, oversees state mandated roster card maintenance, certifies civil service eligible lists, develops and maintains county civil service rules, provides advice, counsel and support to appointing authorities in the county, the towns, villages, school districts and special districts, and calculates all lay-offs for the county and the jurisdictions. All civil service functions are mandated by New York State Civil Service Law which forbids charging for any services; however, we can charge exam fees. The state continues to decentralize more exams which is time consuming for our staff. It is the goal of this unit to uphold the standards of merit and fitness in the hiring of all civil service employees, as required by the New York State Constitution. The unit continues to work with Information Technology in automating as much of these processes as possible to provide better service. In the past several years, the Personnel Department has been providing monthly Civil Service classes at the Office of Employment and Training to assist the unemployed with training on Civil Service procedures, how to apply for exams, navigating the Department's website etc.

The Personnel Administration/Benefits Unit is responsible for the administration of county benefit programs (i.e., health insurance, life insurance, disability insurance, dental, flexible spending accounts, and retirement benefits). This unit also administers the central records system (payroll and position control files), unemployment insurance,

leaves of absence, is responsible for maintenance and updates of the Personnel Policy and Procedures Manual and Employee Handbook and maintains personnel files and state required roster cards under the guidance of the civil service unit. Other areas of responsibility include: monitoring employee performance evaluations, salary and longevity administration, employee assistance program, recruitment, new employee orientation and development and coordination of programs to improve employee productivity and morale such as flu shot programs and coordination of special training requests. Additional support is provided by developing and producing specialized reports and researching employee histories. The unit ensures compliance with the Family and Medical Leave Act, Sexual Harassment Training, Affordable Care Act, and COBRA Laws. There is coordination with the New York State Retirement System on special events such as early retirement incentives and seminars. This unit is responsible for the distribution of retirement information from the retirement system to the employees. The unit answers all employee verification requests. It is the goal of this unit to provide information services to the employees, department heads and supervisors of Broome County in an efficient and courteous manner.

The Personnel Department Employee / Labor Relations unit is responsible for negotiating and administering eight collective bargaining agreements. This includes the handling of all grievances, disciplinary matters and improper practices as well as providing advice on topics such as attendance, performance, and layoffs. The Department also monitors compliance with and offers guidance on a variety of laws pertaining to the human resource function including the Family and Medical Leave Act, Fair Labor Standards Act and Taylor Law. Issues regarding unemployment benefits, human rights complaints, and Federal Department of Labor. Equal Employment

Opportunity Commission (EEOC) complaints are also addressed as necessary. Supervisory training is also provided in the areas of discipline and contract administration and attempts to resolve issues in an informal manner is always recommended. The goal is to work with county and union representatives to prevent potential problems and to resolve problems that do arise. The Department seeks outcomes in the best interest of Broome County while also providing a fair and equitable workplace for the employees of Broome County.

In many cases, these outcomes alleviate costly legal expenses from arbitration hearings or other litigation. Numerous conflicts have been resolved in 2023 before they reached the arbitration and/or litigation stage. This continuing cooperative relationship between the county administration and the various employee labor unions has proved to be successful and cost effective to both parties.

Due to the relationships built up over the years, most conflicts end up being resolved to the mutual benefit of everyone involved.

EEOC duties and responsibilities are performed by the Personnel Officer, Deputy Personnel Officer and members of the Personnel Administration and Benefits Unit.

The responsibilities of this function include the following:

- Administration of the county affirmative action plan and policies, the Minority/Women's Business Enterprise, and disadvantaged Enterprise programs.
- Education and training of department heads, managers, and staff to ensure that the county is compliant with federal and state legislation such as the New York State Human Rights Act, Federal Equal Employment Opportunity laws, Sexual

Harassment, Americans with Disabilities Act (ADA), and New York State disability laws.

- Investigation of alleged discrimination, sexual harassment and non-compliant practices related to equal employment opportunity.
- Analysis of county employment processes including testing, hiring policies, training, promotion, to develop outreach and hiring programs to attract protected class candidates to county employment.
- Outreach activities including participation in public forums focusing on public employment opportunities, the civil service process, and application procedures.
- Consultation with county departments, contractors, and project managers to ensure that the County is compliant with laws, regulations, and contractual agreements with federal and state funding agencies.

2024 Objectives

- Provide in-house guidance and training for county departments in the following areas: General management and supervision skills and defining the impact of Civil Service Law, federal and state labor laws, HIPAA, FMLA, FLSA, Sexual Harassment and labor relations issues such as employment, discipline, and discharge issues.
- Expand automation of processes:
 - Establishment of certification of eligible candidates electronically for all eligible lists.
 - Work with New York State Civil Service to streamline access to exam information.

- Accept civil service exam applications and payments online.
- Continue to work with Information Technology to facilitate personnel transactions, including benefit options, to be completed on-line, which was introduced in early 2019.
- Update website and expand on available support material.
- Continue the electronic forms project with the goal of all Personnel new employee orientations available in the near future.
- Provide education and training to department staff:
 - Identify appropriate training to enhance employee skills and improve efficiency.
 - Utilize New York State Department of Civil Service, NYSAC, and various human resources associations free or low cost training.
- Expand training and education for civil service jurisdictions:
 - Updates on civil service requirements.
- Support the county administration efforts to provide labor relations and human resource support services to municipalities throughout the county.
- Support the PeopleSoft Human Resources software, and paperless human resources efforts and to analyze and streamline departmental procedures.

2024 Budget Highlights

- Civil Service Application Fee revenue from civil service exam fees is estimated to be \$13,000 in 2024.
- Health Care Administration – The Risk and Insurance Department is charged for the salary and fringe benefits of the Personnel Assistant position responsible for benefits administration. That revenue shown in Health Care Administration is included in the 2024 budget for \$83,647.
- The Risk and Insurance Department is charged back for administrative services of the Personnel Assistant. This revenue is recorded in Other Departmental Chargeback. The 2024 amount budgeted is \$26,000.
- The majority of Personnel staff have many years of experience in the Department and along with this experience much institutional knowledge that is extremely difficult to replace at time of staff retirements. We are not anticipating any retirements in 2024.
- In 2024 we are anticipating on utilizing a labor relations law firm to provide us with professional services regarding Civil Service Law, Unemployment Insurance Law, Human Rights/Discrimination, Sexual Harassment Investigations, Contract Administration and Enforcement, ADA, FMLA and many other areas. Most importantly, they will provide negotiating services for the 6 bargaining units whose contracts expire on December 31, 2024.

Personnel 13000001

<u>Title of Position</u>	<u>Grade/Unit</u>	As of June 15, 2023				
		<u>2022 Actuals</u>	<u>Current Authorized</u>	<u>2024 Requested</u>	<u>2024 Recommended</u>	<u>2024 Adopted</u>
<u>Full-Time Positions</u>						
Personnel Officer	H Admin	1	1	1	1	1
Deputy Personnel Officer	D Admin	0	1	1	1	1
Deputy Personnel Officer	B Admin	1	0	0	0	0
Senior Personnel Associate	22 Admin	0	1	1	1	1
Senior Personnel Associate	20 Admin	1	0	0	0	0
Personnel Associate	20 Admin	0	1	1	1	1
Personnel Associate	18 Admin	1	0	0	0	0
Personnel Assistant	15 Admin	0	5	5	5	5
Personnel Assistant	13 Admin	4	0	0	0	0
Secretary	14 Admin	1	1	1	1	1
Keyboard Specialist	9 Admin	1	0	0	0	0
Total Full-Time Positions		10	10	10	10	10
<u>Part-Time Positions</u>						
Personnel Clerk	9 Admin	0	1	1	1	1
Clerk	7 Admin	1	0	0	0	0
Total Part-Time Positions		1	1	1	1	1
Total Positions		11	11	11	11	11

BROOME COUNTY GOVERNMENT
REVENUE AND APPROPRIATION SUMMARY BY DEPARTMENT

FUND: 1010 General Operating
DEPT: 13000000 Personnel

Account	2022 Actuals	2023 Budget	2023 YTD Actuals As of 11/20/23	2024 Budget Requested	2024 Budget Recommended	2024 Budget Adopted
0000002 Departmental Income						
5000204 CIVIL SERVICE APPLICATION FEE	10,653	13,000	8,880	13,000	13,000	13,000
5000301 HEALTH CARE ADMINISTRATION	72,253	79,637	0	83,647	83,647	83,647
5000333 OTHER DEPARTMENTAL CHARGEBACK	26,000	26,000	0	26,000	26,000	26,000
0000002 Departmental Income Total	108,906	118,637	8,880	122,647	122,647	122,647
0000007 Misc Interfund Revenues						
5000546 Trust Account Inflows	10,620	0	0	0	0	0
0000007 Misc Interfund Revenues Total	10,620	0	0	0	0	0
Rev Totals for Dept: 13000000	119,526	118,637	8,880	122,647	122,647	122,647
0000010 Personnel Service						
6001000 SALARIES FULL-TIME	450,038	589,048	448,607	602,857	602,857	602,857
6001001 SALARIES PART-TIME	11,401	12,926	10,850	14,884	14,884	14,884
6001002 SALARIES TEMPORARY	16,705	8,000	4,404	8,000	8,000	8,000
6001003 SALARIES OVERTIME	882	0	248	0	0	0
0000010 Personnel Service Totals	479,026	609,974	464,109	625,741	625,741	625,741
0000040 Contractual Expenditures						
6004012 OFFICE SUPPLIES	1,949	2,500	1,260	2,500	2,500	2,500
6004105 DUES AND MEMBERSHIPS	330	400	344	650	650	650
6004106 GENERAL OFFICE EXPENSES	16	300	21	300	300	300
6004137 ADVERTISING AND PROMOTION EXPE	0	500	64	500	500	500
6004139 Trust Account Outflows	13,137	0	0	0	0	0
6004146 SUBCONTRACTED PROGRAM EXPENSE	0	0	0	75,000	75,000	75,000
6004160 MILEAGE AND PARKING-LOCAL	50	100	0	100	100	100
6004161 TRAVEL HOTEL AND MEALS	1,553	3,500	778	5,000	5,000	5,000
6004162 EDUCATION AND TRAINING	440	650	794	650	650	650
6004163 MANAGEMENT TRAINING PROGRAM	0	100	0	100	100	100
6004168 OTHER PERSONNEL EXPENSES	0	100	0	100	100	100
6004169 DAY TRIP MEAL REIMBURSEMENT	0	50	0	50	50	50
6004196 COPYING MACHINE RENTALS	800	850	666	800	800	800

REPORT:BP032

BROOME COUNTY GOVERNMENT
REVENUE AND APPROPRIATION SUMMARY BY DEPARTMENT

FUND: 1010 General Operating
DEPT: 13000000 Personnel

Account	2022 Actuals	2023 Budget	2023 YTD Actuals As of 11/20/23	2024 Budget Requested	2024 Budget Recommended	2024 Budget Adopted
6004573 OTHER FEES FOR SERVICES	50	6,000	0	6,000	6,000	6,000
0000040 Contractual Expenditures Totals	18,325	15,050	3,927	91,750	91,750	91,750
0000041 Chargeback Expenses						
6004602 INSURANCE PREMIUM CHARGEBACK	707	919	690	1,208	1,208	1,208
6004606 TELEPHONE BILLING ACCOUNT	0	3,750	188	375	375	375
6004609 DATA PROCESSING CHARGEBACKS	0	272	136	8,342	8,342	8,342
0000041 Chargeback Expenses Totals	707	4,941	1,014	9,925	9,925	9,925
0000080 Employee Benefits						
6008001 STATE RETIREMENT	64,512	101,711	76,044	97,244	97,244	97,244
6008002 SOCIAL SECURITY	34,487	45,461	33,691	47,870	47,870	47,870
6008004 WORKERS COMPENSATION	1,672	3,705	2,779	3,745	3,745	3,745
6008006 LIFE INSURANCE	51	150	43	150	150	150
6008007 HEALTH INSURANCE	82,038	94,100	70,547	92,181	92,181	92,181
6008009 RETIREE HEALTH INSURANCE	158,451	176,324	125,338	149,492	149,492	149,492
6008012 EMPLOYEE TUITION REIMBURSEMENT	6,742	12,000	5,399	12,000	12,000	12,000
6008013 HEALTH INS - RETIRE INCENTIVE	1,482	0	0	0	0	0
0000080 Employee Benefits Totals	349,435	433,451	313,841	402,682	402,682	402,682
Exp Totals for Dept: 13000000	847,493	1,063,416	782,891	1,130,098	1,130,098	1,130,098
Total for Dept: 13000000	-727,967	-944,779	-774,011	-1,007,451	-1,007,451	-1,007,451

Public Defender

Public Defender

Legal Representation

- Pretrial
- Criminal Court
- Probation
- Parole
- Appellate
- Drug Law Resentencing
- Counsel at Arraignment
- Sex Offender Risk Assessment
- Specialty Courts
 - Drug/DWI
 - Integrated Domestic Violence
 - Domestic Violence
 - Veterans

Investigation

Administration

- Grants Administration

Aid to Defense

- Office of Indigent Legal Services

Public Defender

Mission Statement

Our goal is to provide client-centered representation and zealous advocacy in all courts throughout Broome County with support from our team of advocates, investigators, interpreters and other staff. We endeavor to ensure that those facing incarceration have their constitutional and statutory rights protected, that the law is administered with neither discrimination nor disproportionate punishment, and further, that no one who is innocent is wrongfully convicted. Our commitment is to treat our clients with dignity, compassion, and fairness.

Description

The Public Defender's Office provides legal representation to all indigent persons accused of crimes in Broome County as mandated by the Constitutions of the United States and the State of New York. This office, with support from our team of advocates, investigators, interpreters and other staff, acts as defense counsel from arraignment through trial and all stages of appeal for criminal cases ranging from simple violations to homicides. We also represent those subject to violations of probation or parole. This involves the full range of investigatory, pretrial, sentence mitigation and appellate representation required in criminal cases. This office services each of the 19 Village and Town Justice Courts, the Broome County Centralized Arraignment Part, the Binghamton City Court, Superior Courts of Broome County, and all higher Appellate Courts. Attorneys and Investigators are on call 24 hours a day, seven days a week to assist recent arrestees.

Public Defender 14000001

<u>Title of Position</u>	<u>Grade/Unit</u>	As of June 15, 2023				
		<u>2022 Actuals</u>	<u>Current Authorized</u>	<u>2024 Requested</u>	<u>2024 Recommended</u>	<u>2024 Adopted</u>
<u>Full-Time Positions</u>						
Public Defender	AT-6	1	1	1	1	1
Chief Assistant Public Defender	AT-4	1	1	1	1	1
Senior Assistant Public Defender	AT-3	3	3	3	3	3
Assistant Public Defender II	AT-2	3	3	3	3	3
Assistant Public Defender I	AT-1	3	3	3	3	3
Criminal Law Associate	17 Admin					
Chief Investigator - Public Defender	27 Admin	1	1	1	1	1
Investigator - Public Defender	21 Admin	1	1	1	1	1
Secretary	13 CSEA	1	1	1	1	1
Stenographic Secretary	13 CSEA	1	1	1	1	1
Intake Specialist	11 CSEA	3	3	3	3	3
Keyboard Specialist	8 CSEA	3	3	3	3	3
Total Full-Time Positions		21	21	21	21	21
<u>Part-Time Positions</u>						
None						
Total Part-Time Positions		0	0	0	0	0
Total Positions		21	21	21	21	21

REPORT:BP032

BROOME COUNTY GOVERNMENT
REVENUE AND APPROPRIATION SUMMARY BY DEPARTMENT

FUND: 1010 General Operating
DEPT: 14000000 Public Defender

Account	2022 Actuals	2023 Budget	2023 YTD Actuals As of 11/20/23	2024 Budget Requested	2024 Budget Recommended	2024 Budget Adopted
0000002 Departmental Income						
5000110 PUBLIC DEFENDER SERVICES	0	0	120	0	0	0
0000002 Departmental Income Total	0	0	120	0	0	0
0000007 Misc Interfund Revenues						
5000530 REFUNDS OF PRIOR YEARS EXPENDI	975	0	664	0	0	0
5000534 TRANSFER FROM INSURANCE RESERV	13,227	0	0	0	0	0
5000545 CREDIT CARD REBATES	24	0	0	0	0	0
0000007 Misc Interfund Revenues Total	14,226	0	664	0	0	0
0000008 State Aid						
5000802 INDIGENT PAROLEES	50,781	2,300	0	4,000	4,000	4,000
5000818 MAJOR OFFENCE PUBLIC DEFENDER	19,100	9,550	1,462,508	28,100	28,100	28,100
0000008 State Aid Total	69,881	11,850	1,462,508	32,100	32,100	32,100
Rev Totals for Dept: 14000000	84,107	11,850	1,463,292	32,100	32,100	32,100
0000010 Personnel Service						
6001000 SALARIES FULL-TIME	1,173,040	1,448,847	919,800	1,462,554	1,462,554	1,462,554
6001002 SALARIES TEMPORARY	8,958	0	6,045	0	6,000	6,000
6001008 STAND-BY PAY	14,000	0	14,000	0	14,000	14,000
0000010 Personnel Service Totals	1,195,998	1,448,847	939,845	1,462,554	1,482,554	1,482,554
0000040 Contractual Expenditures						
6004010 BOOKS AND SUBSCRIPTIONS	287	10,000	2,631	10,000	10,000	10,000
6004012 OFFICE SUPPLIES	8,794	8,000	10,048	8,000	8,000	8,000
6004041 PHOTOGRAPHIC SUPPLIES	0	25	0	25	25	25
6004046 GAS OIL GREASE AND DIESEL FUEL	0	25	0	25	25	25
6004100 POSTAGE AND FREIGHT	0	100	0	100	100	100
6004105 DUES AND MEMBERSHIPS	0	500	0	500	500	500
6004106 GENERAL OFFICE EXPENSES	0	5,000	-110	5,000	5,000	5,000

BROOME COUNTY GOVERNMENT
REVENUE AND APPROPRIATION SUMMARY BY DEPARTMENT

FUND: 1010 General Operating
DEPT: 14000000 Public Defender

Account	2022 Actuals	2023 Budget	2023 YTD Actuals As of 11/20/23	2024 Budget Requested	2024 Budget Recommended	2024 Budget Adopted
6004131 PHOTOGRAPHIC EXPENSES	0	25	0	25	25	25
6004160 MILEAGE AND PARKING-LOCAL	462	5,000	0	8,000	8,000	8,000
6004161 TRAVEL HOTEL AND MEALS	0	100	0	100	100	100
6004162 EDUCATION AND TRAINING	0	100	0	100	100	100
6004168 OTHER PERSONNEL EXPENSES	0	180	45	180	180	180
6004169 DAY TRIP MEAL REIMBURSEMENT	0	25	0	25	25	25
6004196 COPYING MACHINE RENTALS	7,415	8,100	6,934	8,100	8,100	8,100
6004203 INSURANCE CLAIMS	13,227	0	0	0	0	0
6004255 CONTRACTED SERVICES	0	10,000	0	10,000	10,000	10,000
6004536 WITNESS EXPENSES	0	2,500	0	5,000	5,000	5,000
6004538 LEGAL CHARGES AND FEES	105	1,000	6	3,000	3,000	3,000
6004541 STENOGRAPHIC SERVICES	79	2,000	0	3,000	3,000	3,000
6004591 CASH SHORT AND OVER	0	0	-2	0	0	0
0000040 Contractual Expenditures Totals	30,369	52,680	19,552	61,180	61,180	61,180
0000041 Chargeback Expenses						
6004602 INSURANCE PREMIUM CHARGEBACK	2,962	4,094	3,070	9,748	9,748	9,748
6004606 TELEPHONE BILLING ACCOUNT	0	10,465	5,233	10,114	10,114	10,114
6004609 DATA PROCESSING CHARGEBACKS	0	45,955	22,978	52,061	52,061	52,061
6004614 OTHER CHARGEBACK EXPENSES	0	45	114	120	120	120
6004615 GASOLINE CHARGEBACK	390	2,250	721	1,775	1,775	1,775
6004616 FLEET SERVICE CHARGEBACK	5,000	5,250	5,250	9,000	9,000	9,000
6004617 DUPLICATING/PRINTING CHARGEBAC	0	1,191	1,782	1,830	1,830	1,830
6004618 OFFICE SUPPLIES CHARGEBACK	0	5,797	4,436	6,005	6,005	6,005
0000041 Chargeback Expenses Totals	8,352	75,047	43,584	90,653	90,653	90,653
0000080 Employee Benefits						
6008001 STATE RETIREMENT	163,650	263,050	153,746	224,421	224,421	224,421
6008002 SOCIAL SECURITY	87,457	110,854	69,672	111,739	111,739	111,739
6008004 WORKERS COMPENSATION	16,132	21,577	16,183	19,238	19,238	19,238
6008006 LIFE INSURANCE	94	315	74	315	315	315
6008007 HEALTH INSURANCE	155,155	239,470	101,361	193,374	193,374	193,374
6008009 RETIREE HEALTH INSURANCE	81,635	79,480	80,431	91,736	91,736	91,736
6008010 DISABILITY INSURANCE	457	704	430	703	703	703
6008011 UNEMPLOYMENT INSURANCE	1,750	0	0	0	0	0
0000080 Employee Benefits Totals	506,330	715,450	421,897	641,526	641,526	641,526

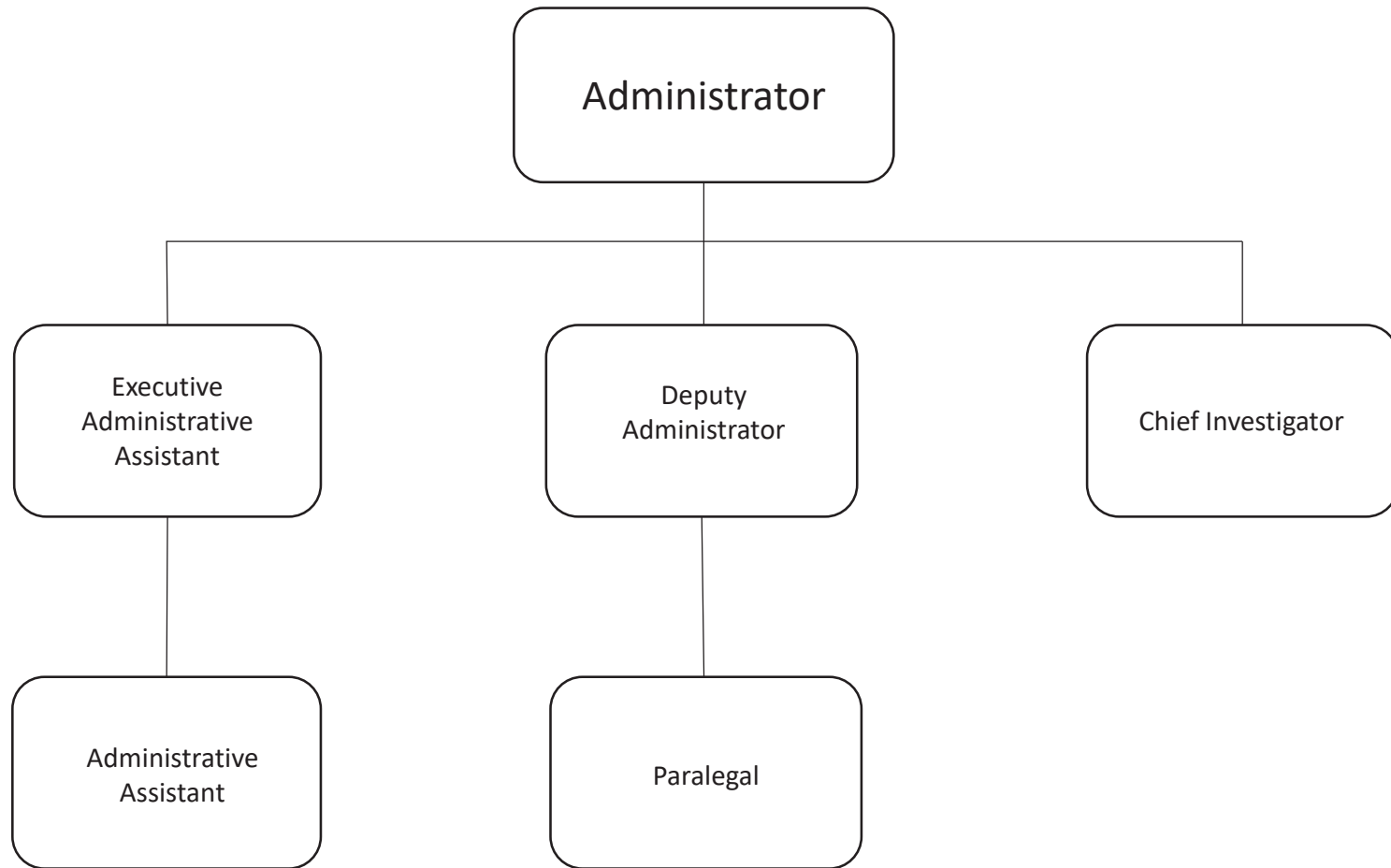
REPORT:BP032

BROOME COUNTY GOVERNMENT
 REVENUE AND APPROPRIATION SUMMARY BY DEPARTMENT

FUND: 1010 General Operating
 DEPT: 14000000 Public Defender

Account	2022 Actuals	2023 Budget	2023 YTD Actuals As of 11/20/23	2024 Budget Requested	2024 Budget Recommended	2024 Budget Adopted
Exp Totals for Dept: 14000000	1,741,049	2,292,024	1,424,878	2,255,913	2,275,913	2,275,913
Total for Dept: 14000000	-1,656,942	-2,280,174	38,414	-2,223,813	-2,243,813	-2,243,813

Assigned Counsel Program



Assigned Counsel

Mission Statement

The Broome County Assigned Counsel Program (BCACP) provides and coordinates critical resources for assigned attorneys. These resources are utilized in their representation of individuals who are unable to afford counsel in criminal defense cases. BCACP promotes quality representation by employing guidelines that will ensure compliance with Indigent Legal Services (ILS) standards for indigent defense as well as New York Rules of Professional Conduct.

Description

The Assigned Counsel Program implements the New York State 18-b plan for all Broome County criminal defense case conflicts.

2024 Objectives

- Support panel attorneys in their representation of clients in assigned criminal matters.
- Maintain a resource center for panel attorneys to utilize in connection with their assigned criminal cases that will include a conference room, private workspace, internet access and other IT resources.
- Maintain a panel of private investigators, experts and other non-attorney professional services in connection with trial preparation and litigation.
- Implement a case management program/system for panel attorneys to utilize which will simplify workflow, aid with capturing, reviewing and storing vital information, and improve time keeping.
- Develop and maintain second-chair and professional development programs.

- Provide/coordinate regular free CLE programs to panel attorneys through the Broome County Bar Association.

2024 Budget Highlights

- BCACP will be fulfilling the 18-b Attorney vouchers on all criminal matters.

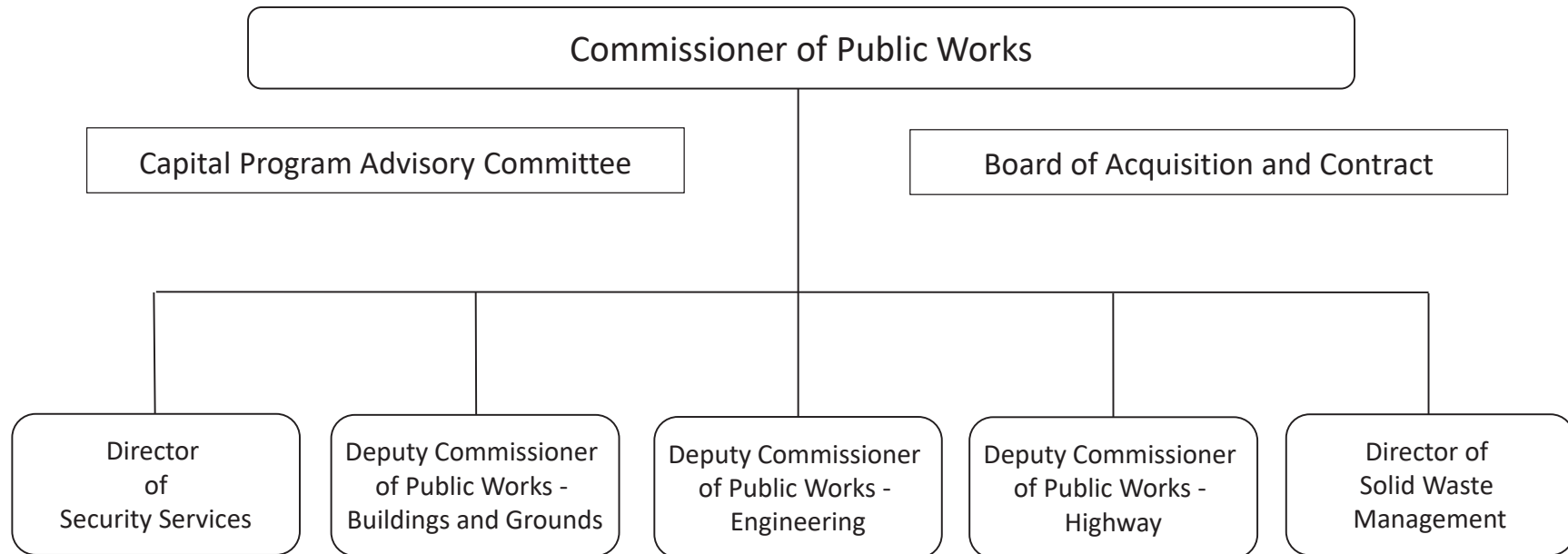
REPORT:BP032

BROOME COUNTY GOVERNMENT
REVENUE AND APPROPRIATION SUMMARY BY DEPARTMENT

FUND: 1010 General Operating
DEPT: 50000000 ASSIGNED COUNSEL

Account	2022 Actuals	2023 Budget	2023 YTD Actuals As of 11/20/23	2024 Budget Requested	2024 Budget Recommended	2024 Budget Adopted
0000008 State Aid						
5000810 COURT ASSIGNED ATTORNEYS	0	0	0	0	133,150	133,150
0000008 State Aid Total	0	0	0	0	133,150	133,150
Rev Totals for Dept: 50000000	0	0	0	0	133,150	133,150
0000040 Contractual Expenditures						
6004539 COURT ASSIGNED ATTORNEY-PUBLIC	0	0	0	1,364,287	1,800,000	1,800,000
Exp Totals for Dept: 50000000	0	0	0	1,364,287	1,800,000	1,800,000
Total for Dept: 50000000	0	0	0	-1,364,287	-1,666,850	-1,666,850

Department of Public Works



Public Works Administration

Mission Statement

To provide leadership, management, oversight, and support to all divisions within the Public Works Department.

Description

Provides general administrative functions to other divisions of the department, including management and leadership support related to coordination between the department divisions and the executive and legislative branches of the county government. This includes support with capital improvement program planning and implementation, as well as division budgeting and support with general administrative needs.

2024 Objectives

- To provide high-quality management of all department divisions with an emphasis on continued first-class service of Public Works functions to both county staff and residents of Broome County.
- To provide efficient and cost-effective guidance and organizational leadership with the primary goal of maintaining and improving the physical attributes of Broome County through good planning and implementation of the county's capital improvement program.

- Centralize administrative functions between all department divisions to better distribute workload and cross-train for absences and continuity of functions.

2024 Budget Highlights

- To continue to provide the administrative resources and management support necessary for the Department of Public Works to maintain existing levels of service.

Public Works 15010001
Administration

<u>Title of Position</u>	<u>Grade/Unit</u>	As of June 15, 2023				
		<u>2022 Actuals</u>	<u>Current Authorized</u>	<u>2024 Requested</u>	<u>2024 Recommended</u>	<u>2024 Adopted</u>
<u>Full-Time Positions</u>						
Commissioner of Public Works***	I Admin	1	1	1	1	1
Principal Account Clerk	13 CSEA	1	1	1	1	1
Public Works Office Assistant**	AFSCME	0	1	1	1	1
Public Works Clerk*	AFSCME	0	1	1	1	1
Total Full-Time Positions		2	4	4	4	4
<u>Part-Time Positions</u>						
None						
Total Part-Time Positions		0	0	0	0	0
Total Positions		2	4	4	4	4

* Highway Clerk title transferred and changed from Highway (County Road) (29010205) in 2023

** Transferred from Highway (County Road) (29010205) in 2023

*** Title changed from Commssioner of Public Works, Parks, Recreation, and Youth Services in 2023

BROOME COUNTY GOVERNMENT
 REVENUE AND APPROPRIATION SUMMARY
 BY DEPARTMENT AND DIVISION

FUND: 1010 General Operating
 DEPT: 15000000 Public Works
 DIV: 01 DPW-Admin

Account	2022 Actuals	2023 Budget	2023 YTD Actuals As of 11/20/23	2024 Budget Requested	2024 Budget Recommended	2024 Budget Adopted
15000000 Public Works						
0000002 Departmental Income						
5000333 OTHER DEPARTMENTAL CHARGEBACK	70,570	72,866	0	66,674	66,674	66,674
0000002 Departmental Income Totals	70,570	72,866	0	66,674	66,674	66,674
0000007 Misc Interfund Revenues						
5000530 REFUNDS OF PRIOR YEARS EXPENDI	1,539	0	1,237	0	0	0
0000007 Misc Interfund Revenues Totals	1,539	0	1,237	0	0	0
Rev Total for Div: 1501	72,109	72,866	1,237	66,674	66,674	66,674
0000010 Personnel Service						
6001000 SALARIES FULL-TIME	133,571	228,290	73,499	232,839	232,839	232,839
6001003 SALARIES OVERTIME	0	0	401	500	500	500
6001009 OTHER PERSONNEL SERVICES	0	0	250	0	0	0
0000010 Personnel Service Totals	133,571	228,290	74,150	233,339	233,339	233,339
0000040 Contractual Expenditures						
6004012 OFFICE SUPPLIES	140	360	0	360	360	360
6004162 EDUCATION AND TRAINING	300	1,000	0	2,000	2,000	2,000
6004196 COPYING MACHINE RENTALS	1,980	1,980	1,815	1,980	1,980	1,980
0000040 Contractual Expenditures Totals	2,420	3,340	1,815	4,340	4,340	4,340
0000041 Chargeback Expenses						
6004602 INSURANCE PREMIUM CHARGEBACK	1,087	1,412	1,059	1,872	1,872	1,872
6004606 TELEPHONE BILLING ACCOUNT	0	0	0	1,062	1,062	1,062
6004609 DATA PROCESSING CHARGEBACKS	0	512	256	9,945	9,945	9,945
0000041 Chargeback Expenses Totals	1,087	1,924	1,315	12,879	12,879	12,879
0000080 Employee Benefits						

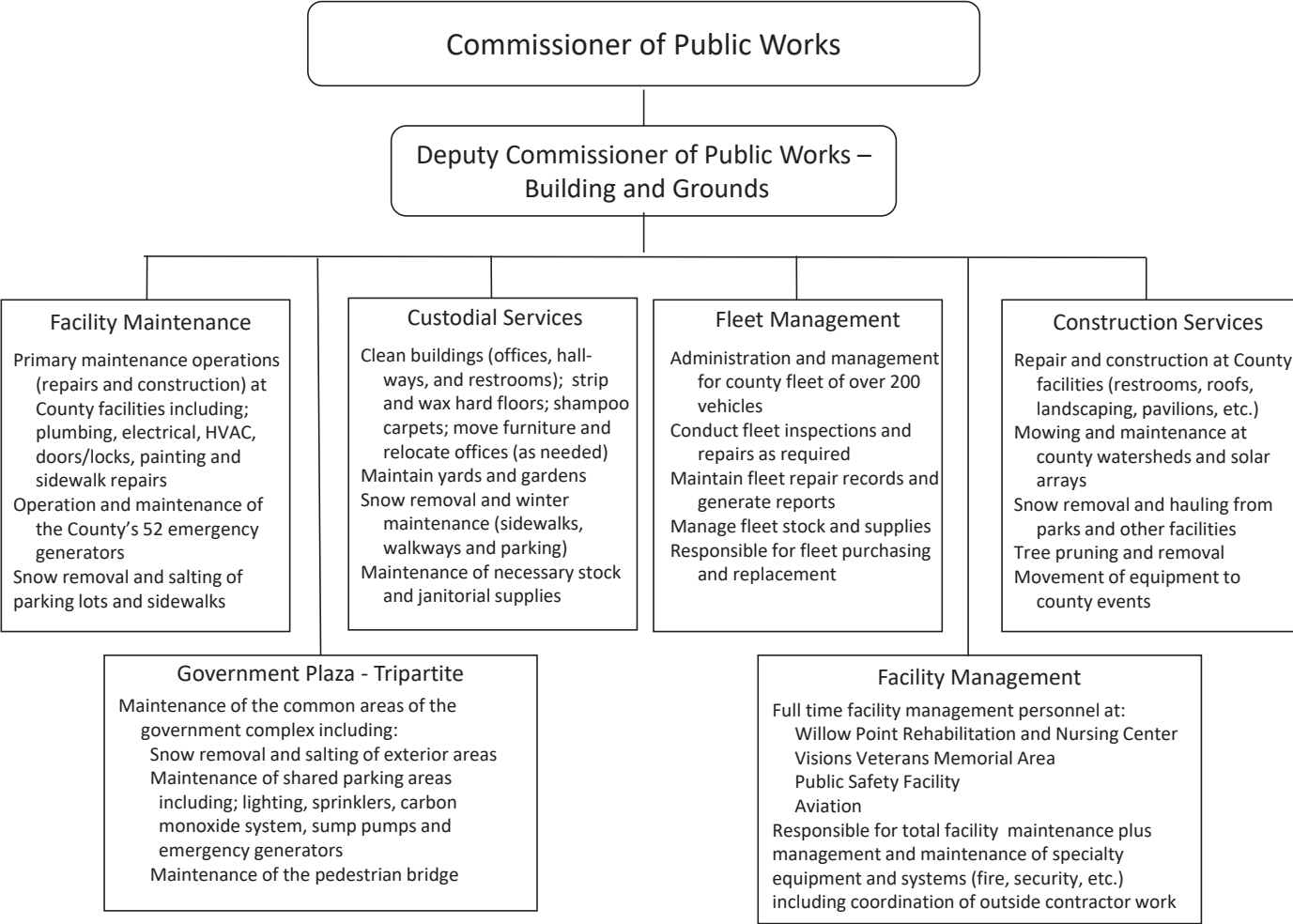
REPORT:BP033

BROOME COUNTY GOVERNMENT
REVENUE AND APPROPRIATION SUMMARY
BY DEPARTMENT AND DIVISION

FUND: 1010 General Operating
DEPT: 15000000 Public Works
DIV: 01 DPW-Admin

Account	2022 Actuals	2023 Budget	2023 YTD Actuals As of 11/20/23	2024 Budget Requested	2024 Budget Recommended	2024 Budget Adopted
6008001 STATE RETIREMENT	20,254	42,774	10,666	29,827	29,827	29,827
6008002 SOCIAL SECURITY	9,696	17,463	5,500	17,812	17,812	17,812
6008004 WORKERS COMPENSATION	395	953	715	1,041	1,041	1,041
6008006 LIFE INSURANCE	11	60	7	60	60	60
6008007 HEALTH INSURANCE	23,061	46,521	7,769	36,170	36,170	36,170
6008009 RETIREE HEALTH INSURANCE	66,280	69,594	61,886	78,923	78,923	78,923
6008010 DISABILITY INSURANCE	88	88	73	88	88	88
0000080 Employee Benefits Totals	119,785	177,453	86,616	163,921	163,921	163,921
Exp Total for Div: 1501	256,863	411,007	163,896	414,479	414,479	414,479
Total for Div: 15000000	-184,754	-338,141	-162,659	-347,805	-347,805	-347,805

Buildings and Grounds



Public Works

Buildings and Grounds

Mission Statement

To provide a diverse range of efficient and cost-effective high-quality services, which will ensure uninterrupted facility utilization while providing an atmosphere of professionalism to both internal and external customers.

Description

Provide primary maintenance operations to the Court House complex, the fleet garage, George Harvey Justice Building, Edwin L. Crawford County Office Building, Public Safety Facility, dog shelter, and Intermodal facility.

Provide secondary maintenance operations to the Department of Aviation, Library, Arena, Forum, Health Department, Public Transportation, Social Services, County Clerk – Motor Vehicles, and Willow Point Rehabilitation and Nursing Center.

Provide primary maintenance operations of the Governmental Plaza under the tripartite agreement.

2024 Objectives

- Provide a pleasant, safe, and healthy environment for Broome County employees and external customers.
- To minimize risk to county employees and residents from natural and man-made disasters.
- To maximize facility assets by minimizing equipment failure.

2024 Budget Highlights

- Maintain physical betterments of county in a cost-effective manner.
- Assist other department divisions utilizing part-time labor.

Public Works 15020101
Buildings and Grounds

<u>Title of Position</u>	<u>Grade/Unit</u>	As of June 15, 2023				
		<u>2022 Actuals</u>	<u>Current Authorized</u>	<u>2024 Requested</u>	<u>2024 Recommended</u>	<u>2024 Adopted</u>
<u>Full-Time Positions</u>						
Deputy Commissioner of Public Works - Buildings and Grounds *	F Admin	1	1	1	1	1
Facility Manager **	22 BAPA	4	4	5	5	5
B&G Construction Crew Supervisor	AFSCME	1	1	1	1	1
Electrician	AFSCME	2	2	2	2	2
Senior Maintenance Mechanic	AFSCME	10	11	12	12	12
Stationary Engineer	AFSCME	2	2	2	2	2
Construction Worker	AFSCME	3	3	3	3	3
HVAC Systems Technician III	AFSCME	4	4	4	4	4
Custodial Supervisor	AFSCME	1	1	1	1	1
Custodial Worker	AFSCME	13	14	14	14	14
Total Full-Time Positions		41	43	45	45	45
<u>Part-Time Positions</u>						
None						
Total Part-Time Positions		0	0	0	0	0
Total Positions		41	43	45	45	45

* Title changed from Deputy Commissioner of Public Works, Parks, Recreation, and Youth Services - Building and Grounds in 2023

** One position created 2024 - function transferred from Aviation

REPORT:BP033

BROOME COUNTY GOVERNMENT
 REVENUE AND APPROPRIATION SUMMARY
 BY DEPARTMENT AND DIVISION

FUND: 1010 General Operating
 DEPT: 15000000 Public Works
 DIV: 02 DPW-Bldgs/Grounds

Account	2022 Actuals	2023 Budget	2023 YTD Actuals As of 11/20/23	2024 Budget Requested	2024 Budget Recommended	2024 Budget Adopted
0000002 Departmental Income						
5000165 MISCELLANEOUS	6	0	0	0	0	0
5000186 REIMBURSEMENT - GOVERNMENT PLA	111,278	180,000	109,399	180,000	180,000	180,000
5000302 BUILDING SERVICE CHARGEBACKS	568,918	562,030	416,203	673,694	673,694	673,694
5000312 RENTAL CHARGEBACKS	972	30,924	0	30,924	30,924	30,924
0000002 Departmental Income Totals	681,174	772,954	525,602	884,618	884,618	884,618
0000006 Sale of Prop and Comp for Loss						
5000510 SALE OF SCRAP & EXCESS MATERIA	2,509	1,250	3,028	1,000	1,000	1,000
0000006 Sale of Prop and Comp for Loss Totals	2,509	1,250	3,028	1,000	1,000	1,000
0000007 Misc Interfund Revenues						
5000530 REFUNDS OF PRIOR YEARS EXPENDI	8,455	0	2,146	0	0	0
5000534 TRANSFER FROM INSURANCE RESERV	1,830	10,095	17,470	0	0	0
5000538 ENERGY REIMBURSEMENT	9,974	10,000	0	0	0	0
5000545 CREDIT CARD REBATES	181	0	0	0	0	0
0000007 Misc Interfund Revenues Totals	20,440	20,095	19,616	0	0	0
0000008 State Aid						
5000809 STATE AID - COURT FACILITIES	375,290	300,000	473,192	400,000	400,000	400,000
0000008 State Aid Totals	375,290	300,000	473,192	400,000	400,000	400,000
0000009 Federal Aid						
5000992 CARES ACT	38,941	0	0	0	0	0
0000009 Federal Aid Totals	38,941	0	0	0	0	0
Rev Total for Div: 1502	1,118,354	1,094,299	1,021,438	1,285,618	1,285,618	1,285,618

0000010 Personnel Service

BROOME COUNTY GOVERNMENT
 REVENUE AND APPROPRIATION SUMMARY
 BY DEPARTMENT AND DIVISION

FUND: 1010 General Operating
 DEPT: 15000000 Public Works
 DIV: 02 DPW-Bldgs/Grounds

Account	2022 Actuals	2023 Budget	2023 YTD Actuals As of 11/20/23	2024 Budget Requested	2024 Budget Recommended	2024 Budget Adopted
6001000 SALARIES FULL-TIME	2,127,155	2,227,771	1,810,421	2,427,625	2,427,625	2,427,625
6001001 SALARIES PART-TIME	5,115	0	0	0	0	0
6001002 SALARIES TEMPORARY	275,262	404,648	229,253	364,648	364,648	364,648
6001003 SALARIES OVERTIME	67,825	72,000	47,673	73,800	73,800	73,800
6001004 SALARIES SHIFT DIFFERENTIAL	5,173	6,500	6,562	6,500	6,500	6,500
6001006 OUT OF TITLE PAY	7,512	4,000	12,607	7,500	7,500	7,500
6001008 STAND-BY PAY	1,033	1,000	0	1,000	1,000	1,000
6001009 OTHER PERSONNEL SERVICES	10,275	12,500	10,600	12,500	12,500	12,500
0000010 Personnel Service Totals	2,499,350	2,728,419	2,117,116	2,893,573	2,893,573	2,893,573
0000040 Contractual Expenditures						
6004005 SNOW REMOVAL MATERIALS & SUPPL	8,349	12,000	12,287	14,000	14,000	14,000
6004006 GARAGE & SHOP OPERATIONAL SUPP	13,966	16,000	16,979	18,500	18,500	18,500
6004010 BOOKS AND SUBSCRIPTIONS	0	100	0	100	100	100
6004012 OFFICE SUPPLIES	170	1,200	180	950	950	950
6004021 BLDG MAINTENANCE SUPPLIES	70,977	80,250	50,067	88,175	88,175	88,175
6004022 FUEL AND HEATING SUPPLIES	247,876	312,500	220,311	301,000	301,000	301,000
6004023 BLDG AND GROUNDS SUPPLIES	66,132	117,750	48,083	130,565	130,565	130,565
6004040 MOTOR EQUIPMENT SUPPLIES	21,950	20,600	8,123	36,000	36,000	36,000
6004046 GAS OIL GREASE AND DIESEL FUEL	2,615	8,000	2,053	8,000	8,000	8,000
6004047 TIRES AND TUBES	0	2,500	31	2,500	2,500	2,500
6004048 MISC OPERATIONAL SUPPLIES	61,850	97,000	55,603	112,700	112,700	112,700
6004052 UNIFORMS	851	3,500	1,143	3,500	3,500	3,500
6004054 SAFETY SUPPLIES	8,486	9,500	5,484	9,500	9,500	9,500
6004055 COMPUTER SOFTWARE AND SUPPLIES	0	1,000	0	1,000	1,000	1,000
6004100 POSTAGE AND FREIGHT	0	50	0	50	50	50
6004112 BLDG GROUNDS AND EQUIP REPAIR	225	6,500	6,400	11,000	11,000	11,000
6004113 WATER AND SEWAGE CHARGES	218,604	291,750	139,347	320,425	320,425	320,425
6004115 ELECTRIC CURRENT	452,975	729,000	385,735	679,000	679,000	679,000
6004117 BUILDING AND GROUNDS EXPENSES	394,266	322,000	308,603	347,000	347,000	347,000
6004130 MOTOR EQUIP REPAIRS AND MAINT	749	1,000	815	3,000	3,000	3,000
6004133 UNIFORM AND CLOTHING ALLOWANCE	0	500	275	500	500	500
6004138 OTHER OPERATIONAL EXPENSES	7,447	15,000	11,386	15,000	15,000	15,000
6004161 TRAVEL HOTEL AND MEALS	0	1,000	0	500	500	500
6004162 EDUCATION AND TRAINING	150	5,000	0	5,000	5,000	5,000
6004191 OUTSIDE RENTALS-MACHINERY	200	1,000	0	1,000	1,000	1,000
6004196 COPYING MACHINE RENTALS	0	2,000	0	2,000	2,000	2,000
6004200 PROPERTY LOSS	1,554	9,836	17,011	0	0	0
6004203 INSURANCE CLAIMS	276	759	459	0	0	0
0000040 Contractual Expenditures Totals	1,579,668	2,067,295	1,290,375	2,110,965	2,110,965	2,110,965

REPORT:BP033

BROOME COUNTY GOVERNMENT
REVENUE AND APPROPRIATION SUMMARY
BY DEPARTMENT AND DIVISION

FUND: 1010 General Operating
DEPT: 15000000 Public Works
DIV: 02 DPW-Bldgs/Grounds

Account	2022 Actuals	2023 Budget	2023 YTD Actuals As of 11/20/23	2024 Budget Requested	2024 Budget Recommended	2024 Budget Adopted
0000041 Chargeback Expenses						
6004602 INSURANCE PREMIUM CHARGEBACK	62,709	81,894	77,258	100,139	100,139	100,139
6004604 DPW SECURITY CHARGEBACKS	87,208	120,393	90,295	131,377	131,377	131,377
6004606 TELEPHONE BILLING ACCOUNT	0	5,684	2,842	1,327	1,327	1,327
6004609 DATA PROCESSING CHARGEBACKS	0	0	0	12,431	12,431	12,431
6004614 OTHER CHARGEBACK EXPENSES	5,013	5,000	0	5,000	5,000	5,000
6004615 GASOLINE CHARGEBACK	33,587	103,500	32,303	81,650	81,650	81,650
6004616 FLEET SERVICE CHARGEBACK	77,500	84,000	84,000	96,000	96,000	96,000
6004619 BUILDING SERVICE CHARGEBACK	33,896	15,000	11,250	20,000	20,000	20,000
6004626 TRANSPORTATION SERVICES CHARGE	44,205	46,268	46,268	105,085	105,085	105,085
0000041 Chargeback Expenses Totals	344,118	461,739	344,216	553,009	553,009	553,009
0000060 Principal on Indebtedness						
6006008 PRINCIPAL ON CAPITAL LEASE	4,291	0	0	0	0	0
0000060 Principal on Indebtedness Totals	4,291	0	0	0	0	0
0000070 Interest on Indebtedness						
6007005 INTEREST ON CAPITAL LEASE	709	0	0	0	0	0
0000070 Interest on Indebtedness Totals	709	0	0	0	0	0
0000080 Employee Benefits						
6008001 STATE RETIREMENT	336,538	421,864	340,576	402,941	402,941	402,941
6008002 SOCIAL SECURITY	180,382	208,559	152,460	185,714	185,714	185,714
6008004 WORKERS COMPENSATION	148,657	151,453	113,590	138,556	138,556	138,556
6008006 LIFE INSURANCE	219	615	186	675	675	675
6008007 HEALTH INSURANCE	493,712	564,901	455,043	579,061	579,061	579,061
6008009 RETIREE HEALTH INSURANCE	467,734	480,635	406,779	500,999	500,999	500,999
0000080 Employee Benefits Totals	1,627,242	1,828,027	1,468,634	1,807,946	1,807,946	1,807,946
Exp Total for Div: 1502	6,055,378	7,085,480	5,220,341	7,365,493	7,365,493	7,365,493

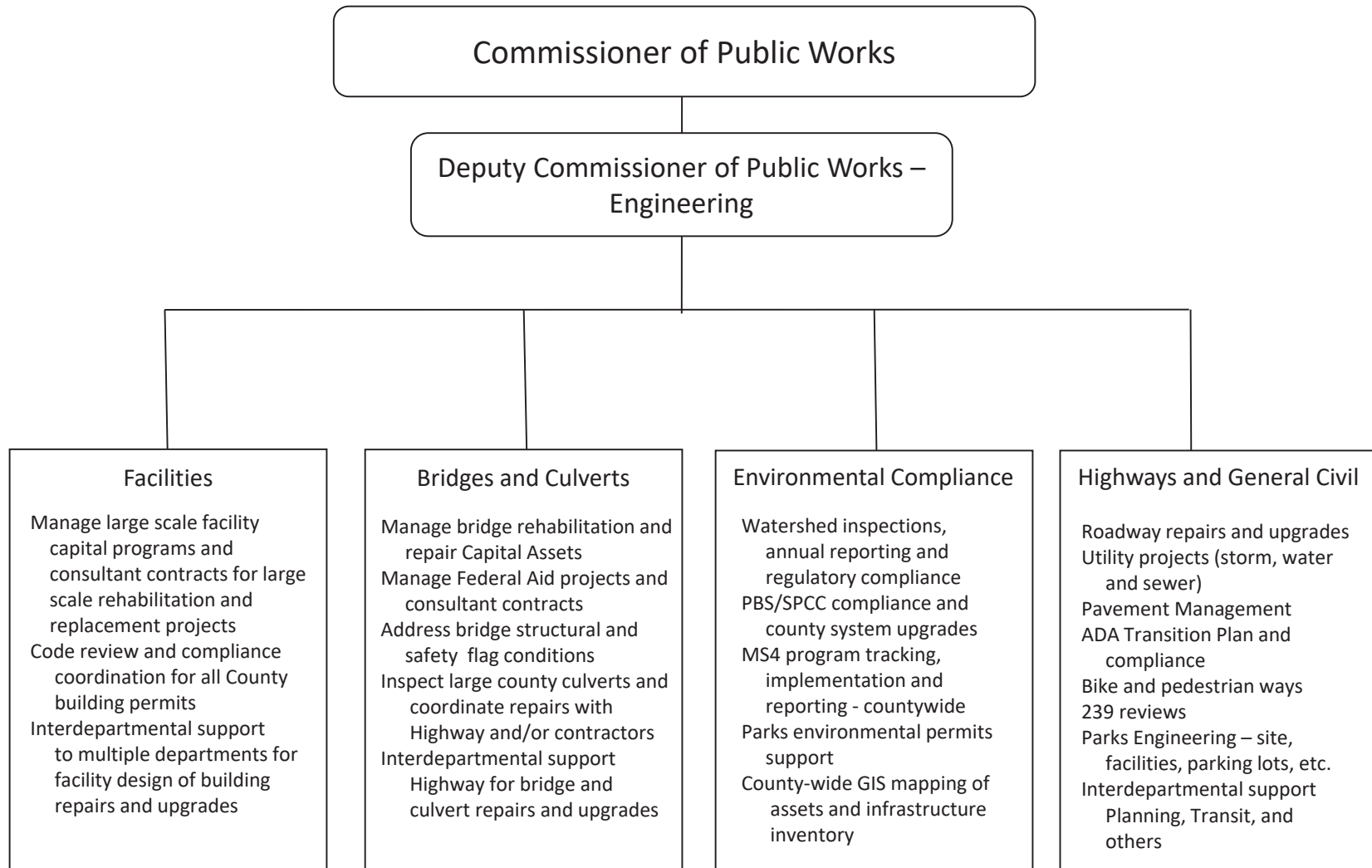
REPORT:BP033

BROOME COUNTY GOVERNMENT
REVENUE AND APPROPRIATION SUMMARY
BY DEPARTMENT AND DIVISION

FUND: 1010 General Operating
DEPT: 15000000 Public Works
DIV: 02 DPW-Bldgs/Grounds

Account	2022 Actuals	2023 Budget	2023 YTD Actuals As of 11/20/23	2024 Budget Requested	2024 Budget Recommended	2024 Budget Adopted
Total for Div: 15000000	-4,937,024	-5,991,181	-4,198,903	-6,079,875	-6,079,875	-6,079,875

Engineering



Public Works Engineering

Mission Statement

To provide quality engineering design, support, and project management services required to maintain county infrastructure including roadways, bridges, culverts, parks, and county buildings and facilities; to provide technical support to other Public Works divisions and county departments; and to serve the residents of Broome County.

Description

As a primary unit of the Broome County Department of Public Works, with a principal goal of providing quality engineering services in support of maintaining and upgrading the County's infrastructure (parks, bridges, culverts, roadways, and buildings/facilities). The division accomplishes this mission as follows:

- Implementation and management of projects assigned by the Commissioner of Public Works in conjunction with the Capital Improvement Program identified and approved by the County Legislature.
- Taking the lead in maintenance, repair, and rehabilitation projects related to county bridges and large culverts including design and construction monitoring of bridge and culvert repairs to address structural flags and/or deficiencies.
- Managing facility-related upgrades and projects within the parks system and County-wide.

- Providing engineering support to other units within Public Works as well as to other Departments within the Broome County Government.
- Providing a myriad of other infrastructure and County-wide program management and support functions such as annual monitoring and inspection of the county's dams/watersheds, and petroleum bulk storage facilities, managing and overseeing the county's MS4 program and ADA compliance program, and functioning as the County's code enforcement.

2024 Objectives

The Engineering Division is committed to furnishing engineering services to Broome County in an efficient and cost-effective manner. We strive for engineering excellence and professional staff development. Our long-range objectives include:

- To deliver cost effective service that is timely and responsive to all county-wide departmental and public needs within the limits of the resources available.
- To work in unison with all county departments regarding their maintenance needs and capital improvement programs and to assist in their efforts to develop infrastructure inventory, and repair/upgrade plans.
- To advance the development of a multi-functional engineering division with a multi-disciplined staff, and to promote high technical standards, encourage leadership, and foster career development among existing staff.

- To advance the goal of mapping all county infrastructure using GPS, and to create a geographical information system catalog of this information for use by the DPW.

2024 Budget Highlights

- To backfill vacant positions within the division by recruiting and hiring one Assistant Engineer and one Engineer II.
- To maintain current levels of engineering service to the County and to begin providing shared services to other municipalities as time and resources allow.

Public Works 15030001
Engineering

As of
June 15, 2023

<u>Title of Position</u>	<u>Grade/Unit</u>	<u>2022 Actuals</u>	<u>Current Authorized</u>	<u>2024 Requested</u>	<u>2024 Recommended</u>	<u>2024 Adopted</u>
<u>Full-Time Positions</u>						
Deputy Commissioner of Public Works - Engineering*	H Admin	1	1	1	1	1
Engineer III	28 BAPA	2	3	3	3	3
Engineer II	24 CSEA	3	2	2	2	2
Engineer I	21 CSEA	2	2	2	2	2
Assistant Engineer	17 CSEA	2	2	2	2	2
Total Full-Time Positions		10	10	10	10	10
<u>Part-Time Positions</u>						
None						
Total Part-Time Positions		0	0	0	0	0
Total Positions		10	10	10	10	10

*Title changed from Deputy Commissioner of Public Works, Parks, Recreation, and Youth Services - Engineering in 2023

REPORT:BP033

BROOME COUNTY GOVERNMENT
 REVENUE AND APPROPRIATION SUMMARY
 BY DEPARTMENT AND DIVISION

FUND: 1010 General Operating
 DEPT: 15000000 Public Works
 DIV: 03 DPW-Engineering

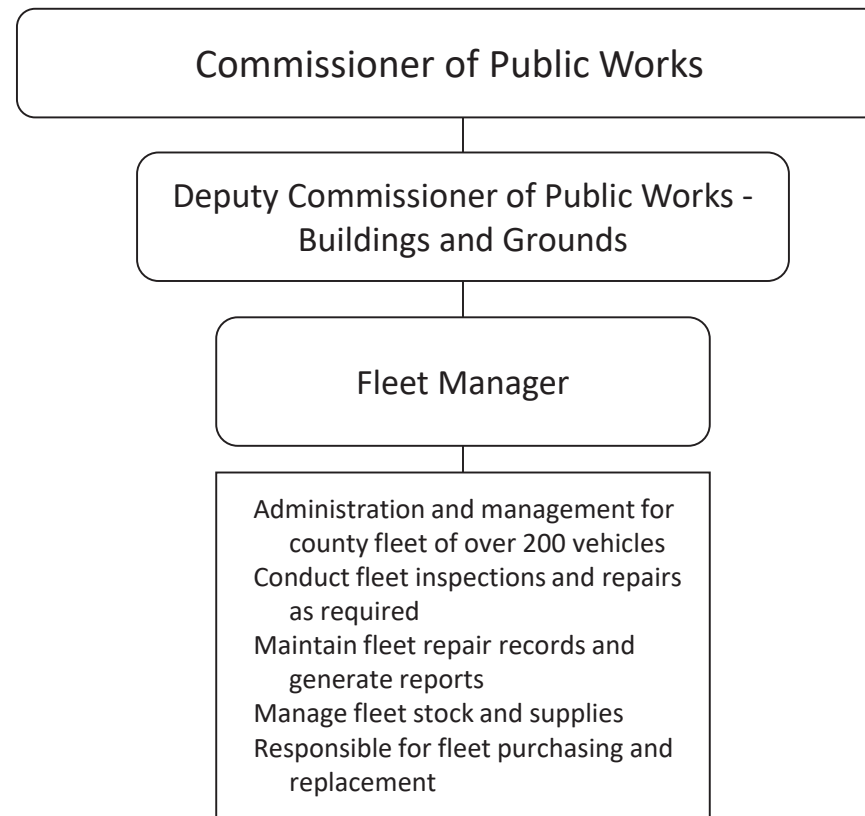
Account	2022 Actuals	2023 Budget	2023 YTD Actuals As of 11/20/23	2024 Budget Requested	2024 Budget Recommended	2024 Budget Adopted
0000007 Misc Interfund Revenues						
5000534 TRANSFER FROM INSURANCE RESERV	4,309	0	0	0	0	0
5000545 CREDIT CARD REBATES	6	0	0	0	0	0
0000007 Misc Interfund Revenues Totals	4,315	0	0	0	0	0
0000009 Federal Aid						
5000922 OTHER FEDERAL AID	18,266	73,000	0	60,000	60,000	60,000
0000009 Federal Aid Totals	18,266	73,000	0	60,000	60,000	60,000
Rev Total for Div: 1503	22,581	73,000	0	60,000	60,000	60,000
0000010 Personnel Service						
6001000 SALARIES FULL-TIME	609,929	708,191	525,319	748,990	748,990	748,990
6001002 SALARIES TEMPORARY	8,285	19,575	13,508	20,250	20,250	20,250
6001003 SALARIES OVERTIME	242	6,000	1,496	6,000	6,000	6,000
0000010 Personnel Service Totals	618,456	733,766	540,323	775,240	775,240	775,240
0000040 Contractual Expenditures						
6004010 BOOKS AND SUBSCRIPTIONS	0	400	0	400	400	400
6004011 DUPLICATING AND PRINTING RM SU	0	240	0	480	480	480
6004012 OFFICE SUPPLIES	0	840	191	840	840	840
6004042 ENGINEERING SUPPLIES	0	1,200	475	1,200	1,200	1,200
6004054 SAFETY SUPPLIES	240	1,000	320	1,000	1,000	1,000
6004105 DUES AND MEMBERSHIPS	0	200	0	200	200	200
6004137 ADVERTISING AND PROMOTION EXPE	767	1,200	708	1,200	1,200	1,200
6004138 OTHER OPERATIONAL EXPENSES	682	0	0	0	0	0
6004162 EDUCATION AND TRAINING	1,850	2,200	1,595	2,200	2,200	2,200
6004196 COPYING MACHINE RENTALS	1,123	1,620	1,021	1,620	1,620	1,620
6004203 INSURANCE CLAIMS	4,309	0	0	0	0	0
6004572 ENGINEERING AND ARCHITECTURAL	3,941	5,000	2,550	87,500	87,500	87,500
0000040 Contractual Expenditures Totals	12,912	13,900	6,860	96,640	96,640	96,640

BROOME COUNTY GOVERNMENT
 REVENUE AND APPROPRIATION SUMMARY
 BY DEPARTMENT AND DIVISION

FUND: 1010 General Operating
 DEPT: 15000000 Public Works
 DIV: 03 DPW-Engineering

Account	2022 Actuals	2023 Budget	2023 YTD Actuals As of 11/20/23	2024 Budget Requested	2024 Budget Recommended	2024 Budget Adopted
0000041 Chargeback Expenses						
6004606 TELEPHONE BILLING ACCOUNT	0	0	0	2,920	2,920	2,920
6004609 DATA PROCESSING CHARGEBACKS	0	9,000	594	27,348	27,348	27,348
6004610 PERSONNEL SERVICES CHARGEBACKS	0	39,620	0	41,000	41,000	41,000
6004615 GASOLINE CHARGEBACK	2,753	9,000	2,718	7,100	7,100	7,100
6004616 FLEET SERVICE CHARGEBACK	10,000	10,500	10,500	12,000	12,000	12,000
0000041 Chargeback Expenses Totals	12,753	68,120	13,812	90,368	90,368	90,368
0000080 Employee Benefits						
6008001 STATE RETIREMENT	85,514	124,504	80,339	119,291	119,291	119,291
6008002 SOCIAL SECURITY	43,409	56,110	38,652	57,298	57,298	57,298
6008004 WORKERS COMPENSATION	3,060	4,361	3,271	4,455	4,455	4,455
6008006 LIFE INSURANCE	45	150	37	150	150	150
6008007 HEALTH INSURANCE	132,397	156,777	97,402	140,759	140,759	140,759
6008009 RETIREE HEALTH INSURANCE	253,175	273,953	217,271	265,920	265,920	265,920
6008010 DISABILITY INSURANCE	527	616	265	528	528	528
6008013 HEALTH INS - RETIRE INCENTIVE	1,482	0	0	0	0	0
0000080 Employee Benefits Totals	519,609	616,471	437,237	588,401	588,401	588,401
Exp Total for Div: 1503	1,163,730	1,432,257	998,232	1,550,649	1,550,649	1,550,649
Total for Div: 15000000	-1,141,149	-1,359,257	-998,232	-1,490,649	-1,490,649	-1,490,649
Total for Dept: 15000000	-6,262,927	-7,688,579	-5,359,794	-7,918,329	-7,918,329	-7,918,329

Fleet Management



Public Works
Fleet Management

Mission Statement

To provide and maintain a fleet of vehicles that will meet the needs of the individual departments with respect to safety, efficiency, and ease of operation.

Description

Maintain the fleet vehicles from purchase to disposal in accordance with the established Broome County Fleet Management Vehicle Replacement Policy/Program. Vehicles are purchased per state contract prices and are serviced and inspected for safety. Vehicles are disposed of as replacement funds become available.

2024 Objectives

- To continue to provide service to vehicles at a cost less than the IRS rate per mile.
- To develop a newer more fuel-efficient fleet.
- To continue to purchase new vehicles to meet criteria on alternatively fueled vehicles.
- To reduce the incident ratio on repairs to vehicles.

2024 Budget Highlights

- Improve overall efficiency of county fleet program by adding a full-time fleet manager.
- Maintain a fleet of safe vehicles cost effectively.
- Purchase fuel efficient vehicles to contain costs.

Public Works 09000001
Fleet Management

<u>Title of Position</u>	<u>Grade/Unit</u>	As of June 15, 2023				
		<u>2022 Actuals</u>	<u>Current Authorized</u>	<u>2024 Requested</u>	<u>2024 Recommended</u>	<u>2024 Adopted</u>
<u>Full-Time Positions</u>						
Fleet Manager	22 BAPA	0	0	1	1	1
Automotive Mechanic	17 CSEA	0	3	3	3	3
Automotive Mechanic	13 CSEA	3	0	0	0	0
Total Full-Time Positions		3	3	4	4	4
<u>Part-Time Positions</u>						
None						
Total Part-Time Positions		0	0	0	0	0
Total Positions		3	3	4	4	4

REPORT:BP032

BROOME COUNTY GOVERNMENT
REVENUE AND APPROPRIATION SUMMARY BY DEPARTMENT

FUND: 2070 Fleet Operating
DEPT: 09000000 Fleet Management

Account	2022 Actuals	2023 Budget	2023 YTD Actuals As of 11/20/23	2024 Budget Requested	2024 Budget Recommended	2024 Budget Adopted
0000002 Departmental Income						
5000189 OTHER LOCAL GOVERNMENTS	33,703	74,850	31,321	58,930	58,930	58,930
5000229 BCC CHARGES	10,702	47,500	9,994	35,500	35,500	35,500
5000303 CHARGES FOR USE OF COUNTY CAR	133,550	179,699	179,700	278,745	278,745	278,745
5000304 CHARGES FOR GAS	337,325	747,900	266,994	590,010	590,010	590,010
5000326 CHARGEBACKS-MOTOR VEH SERVICE	510,000	588,000	588,000	690,000	690,000	690,000
0000002 Departmental Income Total	1,025,280	1,637,949	1,076,009	1,653,185	1,653,185	1,653,185
0000003 Use of Money						
5000451 INTEREST AND EARNINGS	2,330	800	5,814	3,100	3,100	3,100
0000003 Use of Money Total	2,330	800	5,814	3,100	3,100	3,100
0000006 Sale of Prop and Comp for Loss						
5000518 SALE OF EQUIPMENT	24,964	0	0	0	0	0
0000006 Sale of Prop and Comp for Loss Total	24,964	0	0	0	0	0
0000007 Misc Interfund Revenues						
5000530 REFUNDS OF PRIOR YEARS EXPENDI	1,175	0	945	0	0	0
5000532 PREMIUM & ACCRUED INT ON OBLIG	0	0	7,778	0	0	0
5000551 CHANGE IN OPEB LIABILITY	134,298	0	0	0	0	0
5000562 TRANSFER FROM GENERAL FUND	150,000	0	0	1,100,000	1,100,000	1,100,000
5000570 EARNINGS ON TEMPORARY INVESTME	535	0	0	0	0	0
0000007 Misc Interfund Revenues Total	286,008	0	8,723	1,100,000	1,100,000	1,100,000
0000009 Federal Aid						
5000952 ARRA DEBT REIMBURSEMENT	1,491	1,369	881	754	754	754
0000009 Federal Aid Total	1,491	1,369	881	754	754	754
Rev Totals for Dept: 09000000	1,340,073	1,640,118	1,091,427	2,757,039	2,757,039	2,757,039

REPORT:BP032

BROOME COUNTY GOVERNMENT
REVENUE AND APPROPRIATION SUMMARY BY DEPARTMENT

FUND: 2070 Fleet Operating
DEPT: 09000000 Fleet Management

Account	2022 Actuals	2023 Budget	2023 YTD Actuals As of 11/20/23	2024 Budget Requested	2024 Budget Recommended	2024 Budget Adopted
0000010 Personnel Service						
6001000 SALARIES FULL-TIME	125,982	160,509	116,596	229,382	229,382	229,382
6001003 SALARIES OVERTIME	1,969	2,000	95	2,500	2,500	2,500
6001006 OUT OF TITLE PAY	96	300	120	500	500	500
0000010 Personnel Service Totals	128,047	162,809	116,811	232,382	232,382	232,382
0000020 Equipment and Capital Outlay						
6002300 AUTOMOBILES	0	0	0	1,100,000	1,100,000	1,100,000
0000020 Equipment and Capital Outlay Totals	0	0	0	1,100,000	1,100,000	1,100,000
0000040 Contractual Expenditures						
6004006 GARAGE & SHOP OPERATIONAL SUPP	40	500	474	500	500	500
6004010 BOOKS AND SUBSCRIPTIONS	0	400	0	1,771	1,771	1,771
6004022 FUEL AND HEATING SUPPLIES	31,727	0	0	0	0	0
6004040 MOTOR EQUIPMENT SUPPLIES	120,474	90,000	80,249	125,500	125,500	125,500
6004046 GAS OIL GREASE AND DIESEL FUEL	604,824	823,552	423,390	706,690	706,690	706,690
6004047 TIRES AND TUBES	39,514	25,000	41,636	41,250	41,250	41,250
6004048 MISC OPERATIONAL SUPPLIES	2,741	6,000	2,762	7,517	7,517	7,517
6004052 UNIFORMS	0	500	246	750	750	750
6004054 SAFETY SUPPLIES	360	1,000	0	1,000	1,000	1,000
6004117 BUILDING AND GROUNDS EXPENSES	0	5,500	0	9,000	9,000	9,000
6004130 MOTOR EQUIP REPAIRS AND MAINT	4,014	10,000	0	14,000	14,000	14,000
6004138 OTHER OPERATIONAL EXPENSES	2,916	5,000	6,577	11,535	11,535	11,535
6004162 EDUCATION AND TRAINING	0	500	0	500	500	500
6004504 OTHER FINANCIAL SERVICES	78	100	45	37	37	37
0000040 Contractual Expenditures Totals	806,688	968,052	555,379	920,050	920,050	920,050
0000041 Chargeback Expenses						
6004601 INDIRECT COSTS	20,621	24,825	0	21,290	21,290	21,290
6004602 INSURANCE PREMIUM CHARGEBACK	2,260	2,827	2,120	3,644	3,644	3,644
6004606 TELEPHONE BILLING ACCOUNT	1,106	1,146	573	994	994	994
6004609 DATA PROCESSING CHARGEBACKS	32,111	22,611	21,797	45,162	45,162	45,162
6004615 GASOLINE CHARGEBACK	1,700	9,000	2,303	7,100	7,100	7,100
0000041 Chargeback Expenses Totals	57,798	60,409	26,793	78,190	78,190	78,190

BROOME COUNTY GOVERNMENT
 REVENUE AND APPROPRIATION SUMMARY BY DEPARTMENT

FUND: 2070 Fleet Operating
 DEPT: 09000000 Fleet Management

Account	2022 Actuals	2023 Budget	2023 YTD Actuals As of 11/20/23	2024 Budget Requested	2024 Budget Recommended	2024 Budget Adopted
0000042 Depreciation						
6004804 DEPRECIATION - MOTOR VEHICLES	238,474	0	35,955	0	0	0
0000042 Depreciation Totals	238,474	0	35,955	0	0	0
0000060 Principal on Indebtedness						
6006000 PRINCIPAL ON SERIAL BONDS	0	20,877	0	23,060	23,060	23,060
6006001 PRINCIPAL ON BANS	0	292,705	0	233,334	233,334	233,334
0000060 Principal on Indebtedness Totals	0	313,582	0	256,394	256,394	256,394
0000070 Interest on Indebtedness						
6007000 INTEREST ON SERIAL BONDS	4,225	3,259	2,438	3,564	3,564	3,564
6007001 INTEREST ON BANS	9,515	11,960	3,899	22,604	22,604	22,604
0000070 Interest on Indebtedness Totals	13,740	15,219	6,337	26,168	26,168	26,168
0000080 Employee Benefits						
6008001 STATE RETIREMENT	18,976	30,977	22,472	37,197	37,197	37,197
6008002 SOCIAL SECURITY	9,599	12,531	8,340	17,548	17,548	17,548
6008004 WORKERS COMPENSATION	2,514	3,238	2,429	3,037	3,037	3,037
6008005 WORKERS COMP LT LIABILITY	74,175	0	0	0	0	0
6008006 LIFE INSURANCE	16	45	14	60	60	60
6008007 HEALTH INSURANCE	30,571	32,360	27,627	44,350	44,350	44,350
6008008 CHANGE IN OPEB LIABILITY	0	2,260	0	2,260	2,260	2,260
6008009 RETIREE HEALTH INSURANCE	36,544	38,372	26,967	39,139	39,139	39,139
6008010 DISABILITY INSURANCE	261	264	218	264	264	264
0000080 Employee Benefits Totals	172,656	120,047	88,067	143,855	143,855	143,855
Exp Totals for Dept: 09000000	1,417,403	1,640,118	829,342	2,757,039	2,757,039	2,757,039
Total for Dept: 09000000	-77,330	0	262,085	0	0	0

P u r c h a s i n g

Director of Purchasing

Purchasing and Procurement Processes
Purchase Requisition/Purchase Order Administration
Supervise/Implement Competitive Solicitations
Solicitation Development: IFQ/RFB/RFP/RFQ
General Contract Administration
Best Value/Multi-Municipal Contract Development
Board of Acquisition and Contract Processes
Letter Contracts and Contract Renewals
Annual Surplus Auction
Procurement Card Program
Internal and External Outreach Training
Broome County Purchasing Alliance (BCPA/MAPD)

Purchasing

Mission Statement

To provide quality service through effective teamwork and communication with county departments, political subdivisions, state agencies and vendors in a commitment to obtain the desired goods and services at the lowest possible cost in a professional, ethical, responsible, and responsive and timely manner in accordance with county and state municipal laws.

Description

The Department of Purchasing is responsible, in whole or part for:

- The cost-efficient procurement of approximately 401 million dollars of supplies, materials, equipment, and services for Broome County Government.
- Establishment of County purchasing standards.
- Supervision and implementation of the competitive bidding process.
- Review, preparation and publication of solicitation specifications.
- Publication of legal notices for solicitations.
- Award notifications.
- Processing of Letter Contracts, Board of Acquisition and Contract (BAC) requests and processing approximately 5,000 purchase orders.
- General contract administration including issuance of notices of default.

- Being the lead agency for service, maintenance and commodity contracts including annual auction, janitorial supplies, office supplies, vending services, and equipment contracts.
- Supervision of the County procurement card programs; County Surplus Auction, vendor purchase programs, vending services.
- Maintain the Purchasing page on County website.
- Supplier relations, department relations, internal & external training and reporting.
- The relocation, scrapping or selling of obsolete or surplus equipment and vehicles through the bidding process or annual auction (open to the political subdivisions) which generates revenue for all participants.

The Department of Purchasing allows the political subdivisions and any New York State County to participate in purchase contracts. The legislation in Albany passed into law the provision for “piggybacking” on service contracts between counties and municipalities. Adopting a Best Value Local Law allows the County to purchase from National Cooperative Contracts.

Accessibility of our contracts to other municipalities and utilizing National Cooperatives eliminates wasteful bidding or shopping, duplication of time, effort, administration costs, advertising expenses, etc. and has resulted in lower prices generated by the combined larger volume.

2024 Objectives

- Continue to expand the County's outreach on BidNet's e-procurement system to post county solicitations. This system increases exposure to County solicitations for prospective bidders, promotes widespread competition and results in better prices for Broome County.
- Continue to provide internal & external education on purchasing goods and services in accordance with General Municipal Law sections 103 and 104.
- Continue to educate local businesses on Best Value and how to do business with Broome County through vendor outreach programs, MWBE and Disabled Veterans workshops.
- Continue our work with Information Technology to implement interdepartmental paperless transactions which will greatly enhance productivity and reduce paper and copier use.
- Promote responsible use of Procurement and Travel cards within Broome County departments.
- Ensure procurement card and travel card controls are being upheld based on New York State Purchasing guidelines, County law, policies and procedures.
- Continue expanding the annual auction to include additional political sub-divisions.
- In addition to the annual surplus auction, continue monthly live and on-line bidding.

2024 Budget Highlights

- Implement the process of electronic bidding.
- Liaise with local municipalities to promote national cooperative purchasing and shared services.
- Continue internal education on PeopleSoft Financials and our purchasing and procurement processes.
- Continue promoting internally and externally on the benefits of purchasing via national cooperatives.
- Continue outreach to educate local businesses on how to do business with Broome County and how to join national cooperatives to keep purchases local.
- Website portal for Best Value tutorials with links to training materials and links to the national cooperatives. Include dates training opportunities will be held.
- Refine Online BAC module in partnership with Information Technology.

Purchasing 16000001

As of
June 15, 2023

<u>Title of Position</u>	<u>Grade/Unit</u>	<u>2022 Actuals</u>	<u>As of Current Authorized</u>	<u>2024 Requested</u>	<u>2024 Recommended</u>	<u>2024 Adopted</u>
<u>Full-Time Positions</u>						
Director of Purchasing	F Admin	1	1	1	1	1
Purchasing Agent	20 BAPA	0	1	1	1	1
Senior Buyer	15 BAPA	1	1	1	1	1
Buyer	14 CSEA	2	1	1	1	1
Total Full-Time Positions		4	4	4	4	4
<u>Part-Time Positions</u>						
None						
Total Part-Time Positions		0	0	0	0	0
Total Positions		4	4	4	4	4

REPORT:BP032

BROOME COUNTY GOVERNMENT
REVENUE AND APPROPRIATION SUMMARY BY DEPARTMENT

FUND: 1010 General Operating
DEPT: 16000000 Purchasing

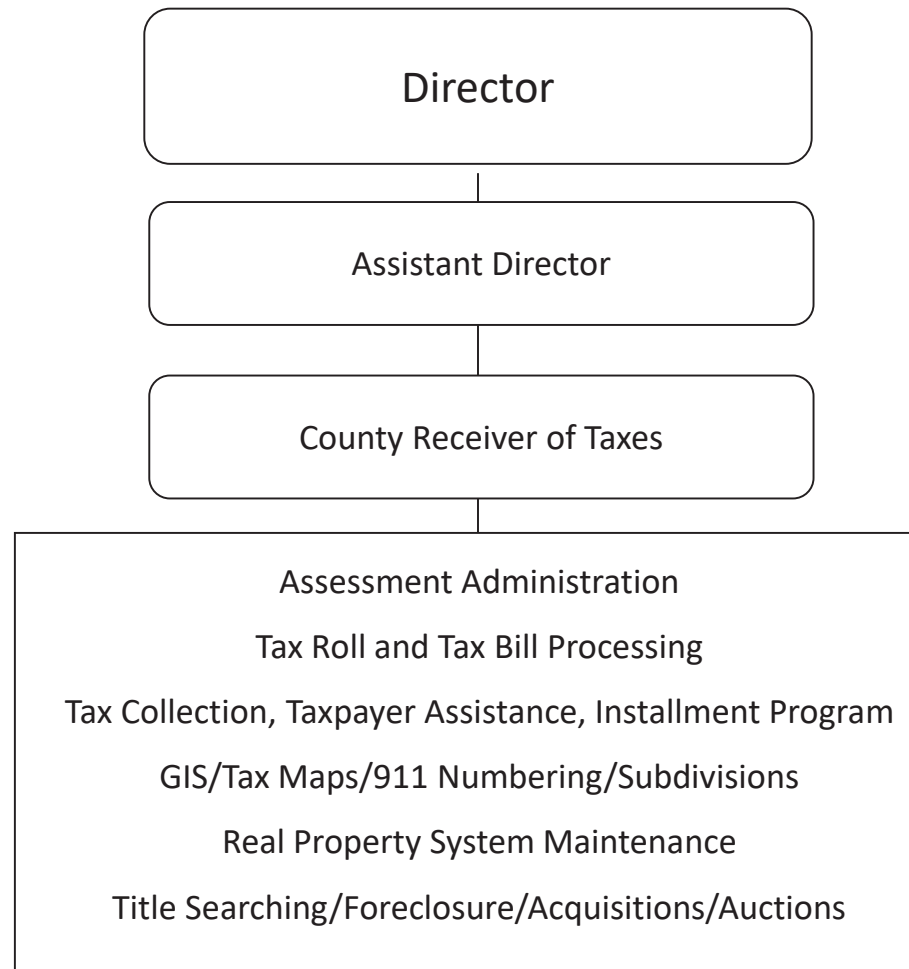
Account	2022 Actuals	2023 Budget	2023 YTD Actuals As of 11/20/23	2024 Budget Requested	2024 Budget Recommended	2024 Budget Adopted
0000003 Use of Money						
5000470 VENDING MACHINE	0	950	0	950	950	950
0000003 Use of Money Total	0	950	0	950	950	950
0000006 Sale of Prop and Comp for Loss						
5000518 SALE OF EQUIPMENT	4,459	4,500	0	4,500	4,500	4,500
0000006 Sale of Prop and Comp for Loss Total	4,459	4,500	0	4,500	4,500	4,500
0000007 Misc Interfund Revenues						
5000545 CREDIT CARD REBATES	11	0	0	10	10	10
0000007 Misc Interfund Revenues Total	11	0	0	10	10	10
Rev Totals for Dept: 16000000	4,470	5,450	0	5,460	5,460	5,460
0000010 Personnel Service						
6001000 SALARIES FULL-TIME	204,770	220,288	176,250	229,677	229,677	229,677
6001006 OUT OF TITLE PAY	928	0	0	0	0	0
0000010 Personnel Service Totals	205,698	220,288	176,250	229,677	229,677	229,677
0000040 Contractual Expenditures						
6004010 BOOKS AND SUBSCRIPTIONS	120	175	0	175	175	175
6004012 OFFICE SUPPLIES	264	1,000	1,007	1,000	750	750
6004045 TRAINING AND EDUCATIONAL SUPPL	125	0	0	0	0	0
6004105 DUES AND MEMBERSHIPS	390	600	395	600	500	500
6004106 GENERAL OFFICE EXPENSES	4,112	7,500	0	7,500	5,000	5,000
6004137 ADVERTISING AND PROMOTION EXPE	1,434	2,500	783	2,000	1,750	1,750
6004161 TRAVEL HOTEL AND MEALS	0	2,100	382	2,100	1,600	1,600
6004162 EDUCATION AND TRAINING	167	1,600	1,195	2,100	1,600	1,600
6004196 COPYING MACHINE RENTALS	1,488	2,000	1,116	2,568	2,568	2,568
0000040 Contractual Expenditures Totals	8,100	17,475	4,878	18,043	13,943	13,943

BROOME COUNTY GOVERNMENT
 REVENUE AND APPROPRIATION SUMMARY BY DEPARTMENT

FUND: 1010 General Operating
 DEPT: 16000000 Purchasing

Account	2022 Actuals	2023 Budget	2023 YTD Actuals As of 11/20/23	2024 Budget Requested	2024 Budget Recommended	2024 Budget Adopted
0000041 Chargeback Expenses						
6004602 INSURANCE PREMIUM CHARGEBACK	283	374	374	497	497	497
6004609 DATA PROCESSING CHARGEBACKS	0	1,096	548	1,111	1,111	1,111
0000041 Chargeback Expenses Totals	283	1,470	922	1,608	1,608	1,608
0000080 Employee Benefits						
6008001 STATE RETIREMENT	20,706	31,098	23,365	29,422	29,422	29,422
6008002 SOCIAL SECURITY	14,172	16,776	12,193	17,570	17,570	17,570
6008004 WORKERS COMPENSATION	873	1,501	1,126	1,764	1,764	1,764
6008006 LIFE INSURANCE	22	60	17	60	60	60
6008007 HEALTH INSURANCE	43,410	52,981	45,917	63,633	63,633	63,633
6008009 RETIREE HEALTH INSURANCE	60,379	64,857	54,048	66,155	66,155	66,155
6008010 DISABILITY INSURANCE	150	176	17	88	88	88
6008013 HEALTH INS - RETIRE INCENTIVE	1,389	0	0	0	0	0
0000080 Employee Benefits Totals	141,101	167,449	136,683	178,692	178,692	178,692
Exp Totals for Dept: 16000000	355,182	406,682	318,733	428,020	423,920	423,920
Total for Dept: 16000000	-350,712	-401,232	-318,733	-422,560	-418,460	-418,460

Real Property Tax Services



Real Property Tax Services

Mission Statement

Real Property Tax Services Department is mandated by New York State Real Property Tax Law, Section 1530, and is responsible for coordination of assessment administration in the towns, villages and city. Under the Broome County Charter, the agency also has tax enforcement and property recording duties. The department operates with authority under the New York State Real Property Tax Laws and County Charter. Additionally, Section 1184 establishes procedures to collect taxes through an installment program, which the department administers. School taxes are collected for the Binghamton City School, Sunrise Terrace, Chenango Valley, Chenango Forks, Deposit, Harpursville, Johnson City, Maine-Endwell, Susquehanna Valley, Union-Endicott, and Whitney Point school districts. Property taxes are also collected for the City of Binghamton and the towns of Binghamton, Chenango, Conklin, Dickinson, Fenton, Kirkwood, Nanticoke and Union. We are a Taxpayer Customer Service driven Department.

Description

Assessment Administration includes the production of assessor field books, tentative and final assessment rolls, annual assessors' reports, annual exemption reports, computation of utility, special franchise, state land, telecommunication and railroad assessments for sixteen Towns, the City of Binghamton and seven Villages. It further requires maintenance of ownership records, assessors training and support, Board of Assessment review training, and tax error investigations for twenty-three County municipalities.

Tax Roll and Bill Processing includes tax corrections and refunds, special district relevies, tax roll balancing, collector input, tax rolls and bills for sixteen Towns, the City of Binghamton, six villages, nineteen school districts, and four hundred fifty special districts. Duties include interfacing with the NY State ORPTS, filing and recording parcel information into the RPS System for proper tax bill printing and issuing individual municipal/school tax warrants in the County.

Foreclosure includes title searches, legal notices, mailings, postings, court filings, financial accounting, property inspections, tax sale auctions, and other enforcement duties, on the annual average of 2,500 delinquent taxpayer properties in the County.

Taxpayer Assistance includes helping taxpayers with assessment issues, exemption clarification, correcting errors in property tax bills, tax map problems, pending tax foreclosures, tax foreclosed property management, municipal code compliance and general assessment administration questions. The Department implements the Tax Installment Agreement Program allowing delinquent taxpayers an opportunity to pay taxes in 24 monthly installments. Plus receiving/recording payments and issuing certificates for redemption, withdrawals and reinstatement. Real Property administers the Hardship Sellback program.

Tax Map includes map changes by deeds including splits, combinations, filing of subdivisions, error investigations, corrections, issuing of maps to sixteen Towns, the City of

Binghamton, seven Villages. The GIS Information System available on County Website is an important tool and gaining in popularity with the public with over 200,000 annual parcel views with 8,900 printing of PDF tax maps. Mapping and RPS provided by Real Property is the source of this information. GIS assists in Economic Development and is a critical function. Mapping issues 911 address location for new parcels.

County Tax Foreclosure, including Social Service and Office of Aging interaction implements; title searches, preparation of legal documents (Deeds, RP-5217's and TP-584's), vouchers, tax searches, appraisals, court documents, and record follow-up. Addressing and insuring proper handling of the Hardship Sellback Program opportunity to taxpayers. Establishing the County Real Property tax auction, calculating base tax owed, managing the preparation of the properties, and handling the vacating of occupants and squatters while controlling the cost of the property maintenance.

Tax Collection includes collecting, posting, daily deposit preparation, performing warrant adjustments, sending escrow receipts, assisting taxpayer and escrow companies, resolving problems, reconciliation of property tax warrants and settling with OMB in Broome County and 4 other counties for school tax collection. Switching to *Municipal* for tax payment by credit/debit card and e-check has been highly successful with excellent reporting systems and minimal problems across all towns and school districts. We work with our vendor ATC to roll out a new tested collection system to make for seamless reporting to taxlookup.net.

Installment Program includes the necessary research, implementation, collections, record-keeping, and statistical analysis

to administer over 350 agreements annually. This also includes interacting with taxpayers individually as they request to enter and maintain their agreement. Includes daily interaction with the public in the collection of a debt and the situations that arise. The success rate of this program is eighty-seven percent effective.

Property Management include securing and repairs to maintain the present condition of foreclosed properties; cooperating and addressing municipal code violations of County owned property and resolving occupant/squatter issues in attempt to minimize the County's liability.

2024 Objectives

- Continue to assist all municipalities within Broome County with their assessment and tax collection goals. Real Property will continue to offer the service of tax collection for any municipality in the county.
- The assessment community will continue to be updated with the most current county and state legislation as it applies to the assessors. We will continue to assist local assessor in Tax Certiorari cases that place local municipalities at risk of unbalancing budgets.
- Internal restructuring within the department will enable the department to operate in a more efficient manner and cross train individuals in multiple disciplines, within Union guidelines, thus to minimize disruption due to personnel changes or illness.
- Enhance a tax collection software program with our Vendor ATC, as they change to a newer version for

better support and reporting. This will enable both systems for County tax receiving and potentially current and delinquent tax collection along with other functions necessary for accurate tax collection both at County and City levels.

2024 Budget Highlights

- With a pending decision to be made on In-Rem foreclosure process, our department will face many challenges in the upcoming year with the potential to no longer be a revenue generating department. We will require additional staffing to administer the changes in auction process.
- We will continue to build upon our relationships with the municipalities through meetings and communication with Town Supervisors regarding our pending foreclosed properties and interfacing with the Building Code Departments to enhance affordable owner-occupied housing.
- Address the aging and potential retirement of local Assessors across all municipalities within Broome County. The historical knowledge and consistency these individuals retain requires documentation and active succession plan coupled with adequate training program and mentoring.
- Continue our work with the Broome County Landbank and Habitat for Humanity to address the demolition of blighted properties and facilitate the selection of both County and City properties for affordable housing programs. Also, will work closely with Southern Door Land Trust to encourage and foster their mission of affordable housing.

Real Property Tax Services 17000001

<u>Title of Position</u>	<u>Grade/Unit</u>	As of				
		2022 <u>Authorized</u>	June 15, 2023 <u>Current Authorized</u>	2024 <u>Requested</u>	2024 <u>Recommended</u>	2024 <u>Adopted</u>
<u>Full-Time Positions</u>						
Director of Real Property Tax Services III	H Admin	1	1	1	1	1
Assistant Director of Real Property Tax Services	23 Admin	0	0	1	0	0
Assistant Director of Real Property Tax Services	21 Admin	1	1	0	1	1
County Receiver of Taxes	21 BAPA	0	0	1	0	0
County Receiver of Taxes	20 BAPA	1	1	0	1	1
Real Property Manager	16 BAPA	1	1	1	1	1
Tax Map Technician	18 CSEA	1	1	1	1	1
Real Property Tax Service Specialist	17 CSEA	1	1	1	1	1
Real Property Tax Service Assistant	15 CSEA	1	1	1	1	1
Title Searcher	14 CSEA	1	1	2	1	1
Principal Account Clerk	13 CSEA	0	0	1	0	0
Real Property Tax Service Aide	12 CSEA	1	1	1	1	1
Senior Clerk	8 CSEA	2	2	2	2	2
Total Full-Time Positions		11	11	13	11	11
<u>Part-Time Positions</u>						
None						
Total Part-Time Positions		0	0	0	0	0
Total Positions		11	11	13	11	11

BROOME COUNTY GOVERNMENT
 REVENUE AND APPROPRIATION SUMMARY BY DEPARTMENT

FUND: 1010 General Operating
 DEPT: 17000000 Real Property Tax Services

Account	2022 Actuals	2023 Budget	2023 YTD Actuals As of 11/20/23	2024 Budget Requested	2024 Budget Recommended	2024 Budget Adopted
0000001 Tax Items						
5000002 GAIN FROM SALE-TAX ACQ PROPERT	1,480,639	1,500,000	2,317,029	0	0	0
0000001 Tax Items Total	1,480,639	1,500,000	2,317,029	0	0	0
0000002 Departmental Income						
5000185 DATA PROCESSING TAX SERVICES	113,221	125,000	14,286	140,000	140,000	140,000
5000227 TITLE SEARCH FEES	305,250	225,000	215,100	250,000	250,000	250,000
5000426 MISCELLANEOUS	6,122	4,000	3,745	4,000	4,000	4,000
5000441 TAX COLLECTION FEES	220,167	240,000	189,951	240,000	240,000	240,000
0000002 Departmental Income Total	644,760	594,000	423,082	634,000	634,000	634,000
0000003 Use of Money						
5000451 INTEREST AND EARNINGS	15,518	5,000	51,473	7,500	7,500	7,500
5000460 RENTAL OF REAL PROPERTY INDIVI	1,552	0	310	0	0	0
0000003 Use of Money Total	17,070	5,000	51,783	7,500	7,500	7,500
0000005 Fines and Forfeitures						
5000500 FORFEITURE OF DEPOSITS	28,750	5,000	23,075	5,000	5,000	5,000
0000005 Fines and Forfeitures Total	28,750	5,000	23,075	5,000	5,000	5,000
0000006 Sale of Prop and Comp for Loss						
5000517 SALES OF REAL PROPERTY	33,000	20,000	41,002	20,000	20,000	20,000
0000006 Sale of Prop and Comp for Loss Total	33,000	20,000	41,002	20,000	20,000	20,000
0000007 Misc Interfund Revenues						
5000530 REFUNDS OF PRIOR YEARS EXPENDI	669	0	538	0	0	0
0000007 Misc Interfund Revenues Total	669	0	538	0	0	0
0000008 State Aid						
5000803 PROPERTY TAX ADMINISTRATION	70,038	55,000	17,842	65,000	65,000	65,000

REPORT:BP032

BROOME COUNTY GOVERNMENT
REVENUE AND APPROPRIATION SUMMARY BY DEPARTMENT

FUND: 1010 General Operating

DEPT: 17000000 Real Property Tax Services

Account	2022 Actuals	2023 Budget	2023 YTD Actuals As of 11/20/23	2024 Budget Requested	2024 Budget Recommended	2024 Budget Adopted
0000008 State Aid Total	70,038	55,000	17,842	65,000	65,000	65,000
Rev Totals for Dept: 17000000	2,274,926	2,179,000	2,874,351	731,500	731,500	731,500
0000010 Personnel Service						
6001000 SALARIES FULL-TIME	538,795	611,713	407,453	704,727	612,415	612,415
6001002 SALARIES TEMPORARY	37,354	54,904	50,234	60,692	60,692	60,692
0000010 Personnel Service Totals	576,149	666,617	457,687	765,419	673,107	673,107
0000040 Contractual Expenditures						
6004010 BOOKS AND SUBSCRIPTIONS	0	500	0	1,000	1,000	1,000
6004012 OFFICE SUPPLIES	6,762	6,000	10,081	6,000	6,000	6,000
6004100 POSTAGE AND FREIGHT	556	558	558	570	570	570
6004105 DUES AND MEMBERSHIPS	820	1,000	440	1,000	1,000	1,000
6004106 GENERAL OFFICE EXPENSES	5,422	5,700	5,334	6,360	6,360	6,360
6004137 ADVERTISING AND PROMOTION EXPE	12,675	28,000	5,631	20,000	20,000	20,000
6004160 MILEAGE AND PARKING-LOCAL	272	2,000	732	2,500	2,500	2,500
6004162 EDUCATION AND TRAINING	1,035	1,000	705	1,000	1,000	1,000
6004196 COPYING MACHINE RENTALS	2,249	2,500	2,224	2,304	2,304	2,304
6004584 TAX ACQUIRED PROPERTY EXPENSES	615	10,000	5,500	50,000	50,000	50,000
0000040 Contractual Expenditures Totals	30,406	57,258	31,205	90,734	90,734	90,734
0000041 Chargeback Expenses						
6004602 INSURANCE PREMIUM CHARGEBACK	531	697	522	893	893	893
6004609 DATA PROCESSING CHARGEBACKS	0	49,556	120	50,514	50,514	50,514
6004619 BUILDING SERVICE CHARGEBACK	2,500	2,500	1,875	2,500	2,500	2,500
0000041 Chargeback Expenses Totals	3,031	52,753	2,517	53,907	53,907	53,907
0000080 Employee Benefits						
6008001 STATE RETIREMENT	77,649	107,366	71,031	104,913	93,349	93,349
6008002 SOCIAL SECURITY	41,460	46,794	33,248	57,067	49,940	49,940
6008004 WORKERS COMPENSATION	15,982	12,825	9,619	15,503	15,503	15,503

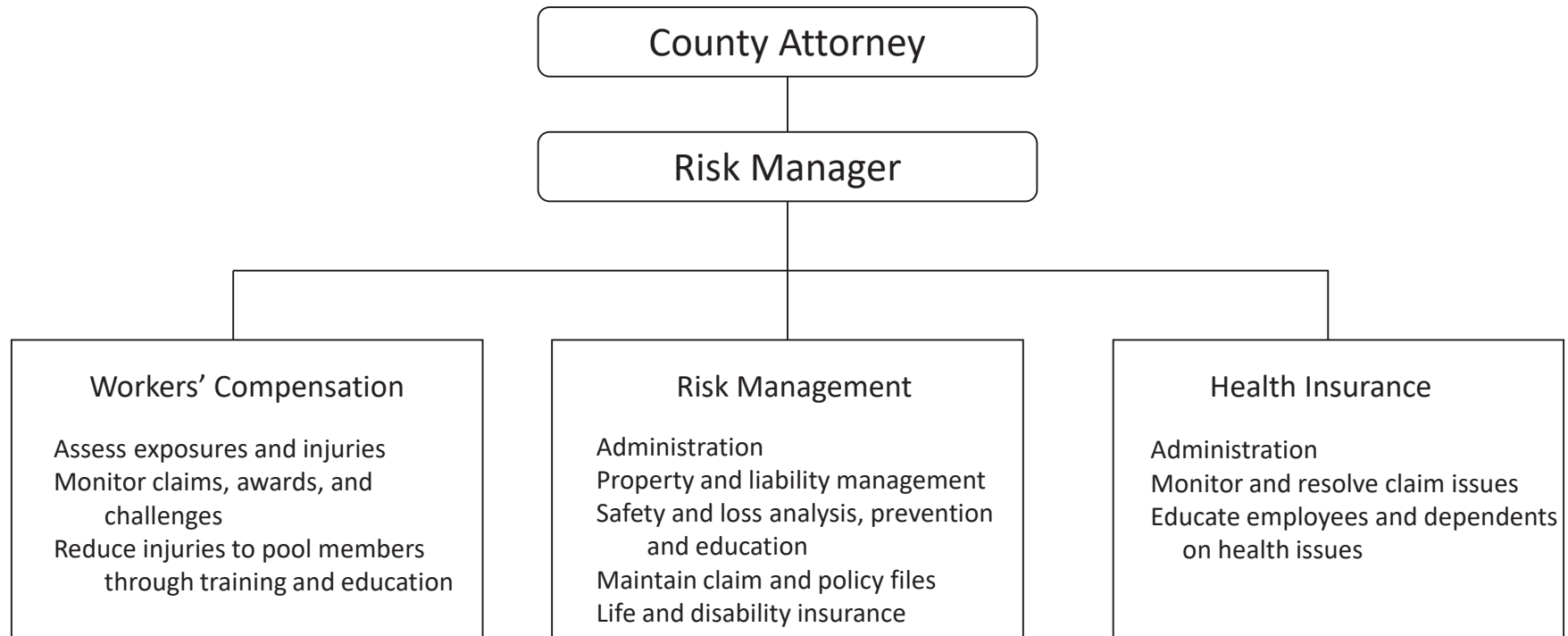
REPORT:BP032

BROOME COUNTY GOVERNMENT
REVENUE AND APPROPRIATION SUMMARY BY DEPARTMENT

FUND: 1010 General Operating
DEPT: 17000000 Real Property Tax Services

Account	2022 Actuals	2023 Budget	2023 YTD Actuals As of 11/20/23	2024 Budget Requested	2024 Budget Recommended	2024 Budget Adopted
6008006 LIFE INSURANCE	51	165	37	195	165	165
6008007 HEALTH INSURANCE	90,683	107,588	75,335	164,806	141,058	141,058
6008009 RETIREE HEALTH INSURANCE	126,743	134,717	118,100	144,998	144,998	144,998
6008010 DISABILITY INSURANCE	471	615	298	792	616	616
6008013 HEALTH INS - RETIRE INCENTIVE	1,575	0	0	0	0	0
0000080 Employee Benefits Totals	354,614	410,070	307,668	488,274	445,629	445,629
Exp Totals for Dept: 17000000	964,200	1,186,698	799,077	1,398,334	1,263,377	1,263,377
Total for Dept: 17000000	1,310,726	992,302	2,075,274	-666,834	-531,877	-531,877

Risk and Insurance



Risk and Insurance

Risk Management

Mission Statement

To maintain an effective program of identifying, controlling, and financing risks to the county.

Description

The Office of Risk and Insurance, as part of the Law Department, is responsible for:

- Risk identification through inspections and review of operations.
- Risk control through enforcement of code and regulatory requirements and recommendations for risk containment
- Risk financing through commercial, funded, or unfunded programs.
- Transferring risk to vendors by requiring and reviewing vendor insurance.
- Claim investigation to aid in claim denial, settlement, or defense.

The County has been self-insured since 1979 when the Risk Management Office was established by Local Law 16 of 1979.

2024 Objectives

- Implement strategies to reduce the total cost of risk using various enterprise risk management concepts.
- Examine Excess Insurance costs to cap liability to the reserve fund.
- In some instances, to purchase commercial insurance and match proper insurance products to the risks and needs of the County.

2024 Budget Highlights

- Continuing budget with appropriate inflationary trends.

Risk and Insurance 18010001, 18020001, 18030001
Risk Management

As of
June 15, 2023

<u>Title of Position</u>	<u>Grade/Unit</u>	2022 <u>Actuals</u>	Current <u>Authorized</u>	2024 <u>Requested</u>	2024 <u>Recommended</u>	2024 <u>Adopted</u>
<u>Full-Time Positions</u>						
Manager of Risk and Insurance	H Admin	1	1	1	1	1
Workers' Compensation Analyst	23 Admin	1	1	1	1	1
Claims Manager	22 Admin	1	1	1	1	1
Safety Specialist	22 Admin	1	1	1	1	1
Health Insurance Analyst	22 Admin	1	1	1	1	1
Benefits Specialist	16 Admin	0	1	1	1	1
Senior Account Clerk	10 Admin	1	1	1	1	1
Total Full-Time Positions		6	7	7	7	7
<u>Part-Time Positions</u>						
None						
Total Part-Time Positions		0	0	0	0	0
Total Positions		6	7	7	7	7

BROOME COUNTY GOVERNMENT
 REVENUE AND APPROPRIATION SUMMARY BY DEPARTMENT

FUND: 2090 Self Insurance Operating
 DEPT: 18000000 Risk and Insurance

Account	2022 Actuals	2023 Budget	2023 YTD Actuals As of 11/20/23	2024 Budget Requested	2024 Budget Recommended	2024 Budget Adopted
0000002 Departmental Income						
5000229 BCC CHARGES	124,426	162,555	162,555	211,331	211,331	211,331
5000300 WORKERS COMP ADMINISTRATION	220,998	226,824	0	240,026	240,026	240,026
5000301 HEALTH CARE ADMINISTRATION	161,730	229,715	0	240,140	240,140	240,140
5000306 INSURANCE CHARGEBACK	1,340,768	1,428,156	1,072,575	1,567,873	1,567,873	1,567,873
5000406 ACTIVE EMPLOYEE CONTRIBUTION	-3	0	0	0	0	0
5000410 DISABILITY ACTIVE EMPLOYEE CON	100,650	102,365	85,940	100,282	100,282	100,282
5000411 LIFE ACTIVE EMPLOYEE CONTRIBUT	294,181	300,186	280,277	308,165	308,165	308,165
5000412 DENTAL ACTIVE EMPLOYEE CONTRIB	568,234	580,184	554,673	594,989	594,989	594,989
5000413 VISION ACTIVE EMPLOYEE CONTRIB	163,855	168,557	148,945	162,200	162,200	162,200
5000414 DISABILITY COUNTY CONTRIBUTION	87,822	94,191	76,746	92,988	92,988	92,988
5000415 LIFE COUNTY CONTRIBUTION	8,123	8,302	7,344	7,084	7,084	7,084
0000002 Departmental Income Total	3,070,784	3,301,035	2,389,055	3,525,078	3,525,078	3,525,078
0000003 Use of Money						
5000451 INTEREST AND EARNINGS	13,768	950	61,396	31,000	31,000	31,000
0000003 Use of Money Total	13,768	950	61,396	31,000	31,000	31,000
0000006 Sale of Prop and Comp for Loss						
5000520 INSURANCE RECOVERIES	28,282	20,000	208,910	20,000	20,000	20,000
0000006 Sale of Prop and Comp for Loss Total	28,282	20,000	208,910	20,000	20,000	20,000
0000007 Misc Interfund Revenues						
5000534 TRANSFER FROM INSURANCE RESERV	0	269,629	0	180,559	180,559	180,559
5000551 CHANGE IN OPEB LIABILITY	113,244	0	0	0	0	0
0000007 Misc Interfund Revenues Total	113,244	269,629	0	180,559	180,559	180,559
Rev Totals for Dept: 18000000	3,226,078	3,591,614	2,659,361	3,756,637	3,756,637	3,756,637
0000010 Personnel Service						
6001000 SALARIES FULL-TIME	400,131	471,639	353,917	487,129	487,129	487,129

REPORT:BP032

BROOME COUNTY GOVERNMENT
REVENUE AND APPROPRIATION SUMMARY BY DEPARTMENT

FUND: 2090 Self Insurance Operating
DEPT: 18000000 Risk and Insurance

Account	2022 Actuals	2023 Budget	2023 YTD Actuals As of 11/20/23	2024 Budget Requested	2024 Budget Recommended	2024 Budget Adopted
6001002 SALARIES TEMPORARY	11,684	15,000	11,269	13,713	13,713	13,713
0000010 Personnel Service Totals	411,815	486,639	365,186	500,842	500,842	500,842
0000040 Contractual Expenditures						
6004010 BOOKS AND SUBSCRIPTIONS	0	100	0	100	100	100
6004012 OFFICE SUPPLIES	347	700	689	1,000	1,000	1,000
6004045 TRAINING AND EDUCATIONAL SUPPL	0	500	185	500	500	500
6004054 SAFETY SUPPLIES	200	1,400	0	1,400	1,400	1,400
6004105 DUES AND MEMBERSHIPS	445	400	40	400	400	400
6004160 MILEAGE AND PARKING-LOCAL	0	100	20	100	100	100
6004161 TRAVEL HOTEL AND MEALS	0	1,000	576	1,000	1,000	1,000
6004162 EDUCATION AND TRAINING	0	500	500	500	500	500
6004169 DAY TRIP MEAL REIMBURSEMENT	0	75	0	75	75	75
6004196 COPYING MACHINE RENTALS	827	800	795	850	850	850
6004200 PROPERTY LOSS	225,444	284,007	251,941	285,000	285,000	285,000
6004201 INSURANCE PREMIUMS	548,357	539,133	641,667	660,495	660,495	660,495
6004203 INSURANCE CLAIMS	402,638	414,000	61,337	450,000	450,000	450,000
6004204 COMPENSATION CLAIMS	8,169	10,000	12,554	10,000	10,000	10,000
6004402 LAB SERVICES	16,673	16,000	12,831	16,552	16,552	16,552
6004543 DISABILITY INSURANCE PREMIUM	129,142	186,556	113,662	183,270	183,270	183,270
6004544 LIFE INSURANCE PREMIUM	307,914	308,488	288,174	315,249	315,249	315,249
6004545 DENTAL INSURANCE PREMIUM	567,682	580,184	561,118	594,989	594,989	594,989
6004546 VISION INSURANCE PREMIUM	164,150	168,557	148,994	162,200	162,200	162,200
6004573 OTHER FEES FOR SERVICES	16,642	54,000	28,954	50,000	50,000	50,000
0000040 Contractual Expenditures Totals	2,388,630	2,566,500	2,124,037	2,733,680	2,733,680	2,733,680
0000041 Chargeback Expenses						
6004601 INDIRECT COSTS	166,163	154,215	0	155,352	155,352	155,352
6004602 INSURANCE PREMIUM CHARGEBACK	338	440	440	580	580	580
6004605 COUNTY ATTORNEY CHARGEBACKS	1,409	6,125	333	6,125	6,125	6,125
6004606 TELEPHONE BILLING ACCOUNT	2,975	2,439	1,220	2,561	2,561	2,561
6004609 DATA PROCESSING CHARGEBACKS	23,560	11,217	6,292	12,777	12,777	12,777
6004610 PERSONNEL SERVICES CHARGEBACKS	26,000	26,000	0	26,000	26,000	26,000
6004614 OTHER CHARGEBACK EXPENSES	0	8	70	8	8	8
6004617 DUPLICATING/PRINTING CHARGEBAC	1,664	1,440	761	1,652	1,652	1,652
6004618 OFFICE SUPPLIES CHARGEBACK	4,670	5,838	3,289	5,072	5,072	5,072
0000041 Chargeback Expenses Totals	226,779	207,722	12,405	210,127	210,127	210,127

REPORT:BP032

BROOME COUNTY GOVERNMENT
REVENUE AND APPROPRIATION SUMMARY BY DEPARTMENT

FUND: 2090 Self Insurance Operating
DEPT: 18000000 Risk and Insurance

Account	2022 Actuals	2023 Budget	2023 YTD Actuals As of 11/20/23	2024 Budget Requested	2024 Budget Recommended	2024 Budget Adopted
0000080 Employee Benefits						
6008001 STATE RETIREMENT	58,042	88,349	68,555	90,029	90,029	90,029
6008002 SOCIAL SECURITY	28,991	37,031	25,904	41,854	41,854	41,854
6008004 WORKERS COMPENSATION	1,898	3,451	2,588	3,466	3,466	3,466
6008006 LIFE INSURANCE	30	105	28	120	120	120
6008007 HEALTH INSURANCE	100,149	116,554	92,918	113,658	113,658	113,658
6008009 RETIREE HEALTH INSURANCE	76,293	85,263	51,357	62,861	62,861	62,861
0000080 Employee Benefits Totals	265,403	330,753	241,350	311,988	311,988	311,988
Exp Totals for Dept: 18000000	3,292,627	3,591,614	2,742,978	3,756,637	3,756,637	3,756,637
Total for Dept: 18000000	-66,549	0	-83,617	0	0	0

Risk and Insurance

Health Insurance

Mission Statement

Provide a cost-effective health insurance plan for eligible current and former county employees.

Description

The Health Insurance Fund, established by Resolution 81-298, is an Internal Services Fund providing health claims administration including in-patient and out-patient medical treatment, and prescription drug coverage.

2024 Objectives

- Continue to improve, explore cost saving programs and increase administrative efficiencies to improve the County's profitability by reducing health insurance costs.
- Closely monitor and manage high-cost claimants of the Plan to keep cost minimal.
- To provide coordinated, efficient, quality care to improve patients' overall health and ensure that they stay healthy.

2024 Budget Highlights

- Continuing budget with appropriate inflationary trends.
- Continue to leverage the pharmacy coalition to offset typical municipal pharmacy inflationary trends. The goal is to help the health plan save money by combining our purchasing power.

BROOME COUNTY GOVERNMENT
 REVENUE AND APPROPRIATION SUMMARY BY DEPARTMENT

FUND: 2080 Health Insurance Operating
 DEPT: 18000000 Risk and Insurance

Account	2022 Actuals	2023 Budget	2023 YTD Actuals As of 11/20/23	2024 Budget Requested	2024 Budget Recommended	2024 Budget Adopted
0000002 Departmental Income						
5000229 BCC CHARGES	10,518,870	11,153,057	9,863,604	11,096,510	11,096,510	11,096,510
5000320 COUNTY CONTRIBUTION	32,003,088	33,741,967	29,144,503	33,506,457	33,506,457	33,506,457
5000406 ACTIVE EMPLOYEE CONTRIBUTION	4,061,457	4,305,369	3,747,367	4,388,002	4,388,002	4,388,002
5000407 RETIREE CONTRIBUTION	4,014,122	4,194,152	3,621,927	4,415,718	4,415,718	4,415,718
5000408 SURVIVOR & VESTED CONTRIBUTION	118,577	157,745	105,875	146,416	146,416	146,416
5000409 COBRA CONTRIBUTION	36,162	2,000	10,981	2,000	2,000	2,000
5000426 MISCELLANEOUS	653	0	0	0	0	0
0000002 Departmental Income Total	50,752,929	53,554,290	46,494,257	53,555,103	53,555,103	53,555,103
0000003 Use of Money						
5000451 INTEREST AND EARNINGS	62,148	3,800	358,247	155,000	155,000	155,000
0000003 Use of Money Total	62,148	3,800	358,247	155,000	155,000	155,000
0000006 Sale of Prop and Comp for Loss						
5000520 INSURANCE RECOVERIES	614,028	0	1,071,141	0	0	0
0000006 Sale of Prop and Comp for Loss Total	614,028	0	1,071,141	0	0	0
0000007 Misc Interfund Revenues						
5000542 PRESCRIPTION REBATES	5,882,168	5,000,000	3,579,813	6,000,000	6,000,000	6,000,000
5000545 CREDIT CARD REBATES	14	0	0	0	0	0
5000546 Trust Account Inflows	26,104	0	0	0	0	0
0000007 Misc Interfund Revenues Total	5,908,286	5,000,000	3,579,813	6,000,000	6,000,000	6,000,000
0000009 Federal Aid						
5000959 EGWP SUBSIDY	878,631	950,000	884,898	900,000	900,000	900,000
0000009 Federal Aid Total	878,631	950,000	884,898	900,000	900,000	900,000
Rev Totals for Dept: 18000000	58,216,022	59,508,090	52,388,356	60,610,103	60,610,103	60,610,103

REPORT:BP032

BROOME COUNTY GOVERNMENT
REVENUE AND APPROPRIATION SUMMARY BY DEPARTMENT

FUND: 2080 Health Insurance Operating
DEPT: 18000000 Risk and Insurance

Account	2022 Actuals	2023 Budget	2023 YTD Actuals As of 11/20/23	2024 Budget Requested	2024 Budget Recommended	2024 Budget Adopted
0000040 Contractual Expenditures						
6004010 BOOKS AND SUBSCRIPTIONS	0	199	0	199	199	199
6004012 OFFICE SUPPLIES	880	950	765	950	950	950
6004105 DUES AND MEMBERSHIPS	0	100	0	100	100	100
6004139 Trust Account Outflows	52,719	0	0	0	0	0
6004150 CASE ASSESSMENT	268,986	268,986	224,155	275,000	275,000	275,000
6004161 TRAVEL HOTEL AND MEALS	0	1,500	0	1,500	1,500	1,500
6004207 PRESCRIPTION DRUGS	18,455,140	20,218,024	17,596,665	20,732,335	20,732,335	20,732,335
6004208 MEDICAL CARE	10,391,196	10,831,222	9,961,242	11,999,352	11,999,352	11,999,352
6004209 HOSPITAL CARE	14,762,994	15,388,148	14,152,149	16,742,749	16,742,749	16,742,749
6004211 PART C PREMIUMS	828,680	888,000	765,800	1,110,000	1,110,000	1,110,000
6004257 SERVICES TO PARTICIPANTS	7,350,102	8,629,968	7,083,154	8,864,132	8,864,132	8,864,132
6004403 MEDICARE CREDITS	1,316	1,373	286	343	343	343
6004503 ACTUARY CONSULTANT	30,250	100,000	48,705	100,000	100,000	100,000
6004507 ACA PCORI FEE	7,587	8,500	7,664	8,000	8,000	8,000
6004569 CLAIMS ADMINISTRATION	2,353,911	2,776,870	2,032,389	2,385,473	2,385,473	2,385,473
6004573 OTHER FEES FOR SERVICES	31,500	31,500	28,875	31,500	31,500	31,500
6004577 STOP LOSS INSURANCE PREMIUM	483,312	541,127	604,708	796,780	796,780	796,780
0000040 Contractual Expenditures Totals	55,018,573	59,686,467	52,506,557	63,048,413	63,048,413	63,048,413
0000041 Chargeback Expenses						
6004605 COUNTY ATTORNEY CHARGEBACKS	945	35,000	280	35,000	35,000	35,000
6004610 PERSONNEL SERVICES CHARGEBACKS	233,983	309,350	0	323,786	323,786	323,786
6004614 OTHER CHARGEBACK EXPENSES	4,000	4,000	4,000	4,000	4,000	4,000
0000041 Chargeback Expenses Totals	238,928	348,350	4,280	362,786	362,786	362,786
Exp Totals for Dept: 18000000	55,257,501	60,034,817	52,510,837	63,411,199	63,411,199	63,411,199
Total for Dept: 18000000	2,958,521	-526,727	-122,481	-2,801,096	-2,801,096	-2,801,096

Risk and Insurance

Workers' Compensation

Mission Statement

To provide a professionally managed workers' compensation program for Broome County and participating municipalities in accordance with Local Laws 1 of 1956 and 10 of 1974.

Description

- Provides claims administration and pays all workers' compensation indemnity and medical claims as well as state assessments.
- Processes all requests for coverage under the 207-C General Municipal Law, arranges hearings, and reviews determinations when appropriate.
- Processes claims for the county as well as fourteen participating municipalities. Cost for the county and participating municipalities are levied by legislative resolution.
- It is accounted for as an Internal Service Fund and was established in 1956 by Local Law 1 of 1956.

2024 Objectives

- Review all current indemnity cases for possible closure via settlement and prioritize accordingly with goal to reduce lagging claims.

- Continue to utilize aggressive nurse case management to provide the appropriate medical care to claimants and control costs.
- Keep current on proposed legislation that may have a financial impact on our program.

2024 Budget Highlights

- Workers' Compensation Average Weekly Wage will change resulting in an increase in the maximum benefit. The new rate for July 1, 2023 to July 1, 2024 increased from \$1,125.46 per week to \$1,145.43. Volunteer Fire and Ambulance weekly benefit has increased from \$400 to \$650 per week.
- Electronic filing of forms will continue to be closely monitored and we will continue to pursue our goal of 100% timely filing by working with employers. Requiring a quicker response time from employees and Supervisors. Penalties will be assessed against employers who fail to meet these standards.
- Monitor new State requirement for electronic receipt of medical treatment authorizations and new levels of approvals.

REPORT:BP032

BROOME COUNTY GOVERNMENT
REVENUE AND APPROPRIATION SUMMARY BY DEPARTMENT

FUND: 2100 Workers Comp Operating
DEPT: 18000000 Risk and Insurance

Account	2022 Actuals	2023 Budget	2023 YTD Actuals As of 11/20/23	2024 Budget Requested	2024 Budget Recommended	2024 Budget Adopted
0000002 Departmental Income						
5000229 BCC CHARGES	315,759	327,844	327,844	326,253	326,253	326,253
5000300 WORKERS COMP ADMINISTRATION	10,994	17,000	0	10,000	10,000	10,000
5000320 COUNTY CONTRIBUTION	2,628,853	2,672,506	2,015,393	2,681,758	2,681,758	2,681,758
5000334 WORKERS COMPENSATION - OTHER G	43,977	85,000	0	50,000	50,000	50,000
5000405 PARTICIPANTS ASSESSMENTS	758,711	717,314	717,314	739,655	739,655	739,655
0000002 Departmental Income Total	3,758,294	3,819,664	3,060,551	3,807,666	3,807,666	3,807,666
0000003 Use of Money						
5000451 INTEREST AND EARNINGS	43,915	3,200	238,564	120,000	120,000	120,000
0000003 Use of Money Total	43,915	3,200	238,564	120,000	120,000	120,000
0000007 Misc Interfund Revenues						
5000530 REFUNDS OF PRIOR YEARS EXPENDI	231,632	234,800	14,014	130,000	130,000	130,000
0000007 Misc Interfund Revenues Total	231,632	234,800	14,014	130,000	130,000	130,000
Rev Totals for Dept: 18000000	4,033,841	4,057,664	3,313,129	4,057,666	4,057,666	4,057,666
0000040 Contractual Expenditures						
6004010 BOOKS AND SUBSCRIPTIONS	116	210	124	210	210	210
6004012 OFFICE SUPPLIES	0	800	0	800	800	800
6004048 MISC OPERATIONAL SUPPLIES	80	0	100	0	0	0
6004054 SAFETY SUPPLIES	0	335	0	335	335	335
6004100 POSTAGE AND FREIGHT	0	75	0	75	75	75
6004105 DUES AND MEMBERSHIPS	55	55	55	55	55	55
6004150 CASE ASSESSMENT	49,384	50,865	46,623	52,390	52,390	52,390
6004161 TRAVEL HOTEL AND MEALS	2,272	1,500	997	1,500	1,500	1,500
6004162 EDUCATION AND TRAINING	850	1,000	100	1,000	1,000	1,000
6004204 COMPENSATION CLAIMS	919,761	1,410,000	691,276	1,410,000	1,410,000	1,410,000
6004205 MEDICAL CARE AND TREATMENT-COM	561,108	1,075,000	443,639	1,087,775	1,087,775	1,087,775
6004206 STATE WORKERS COMP ASSESSMENT	177,513	410,000	21,814	410,000	410,000	410,000
6004210 SETTLEMENT PAYMENTS	115,000	186,000	762,297	186,000	186,000	186,000
6004538 LEGAL CHARGES AND FEES	17,951	33,000	39,521	33,000	33,000	33,000

REPORT:BP032

BROOME COUNTY GOVERNMENT
 REVENUE AND APPROPRIATION SUMMARY BY DEPARTMENT

FUND: 2100 Workers Comp Operating
 DEPT: 18000000 Risk and Insurance

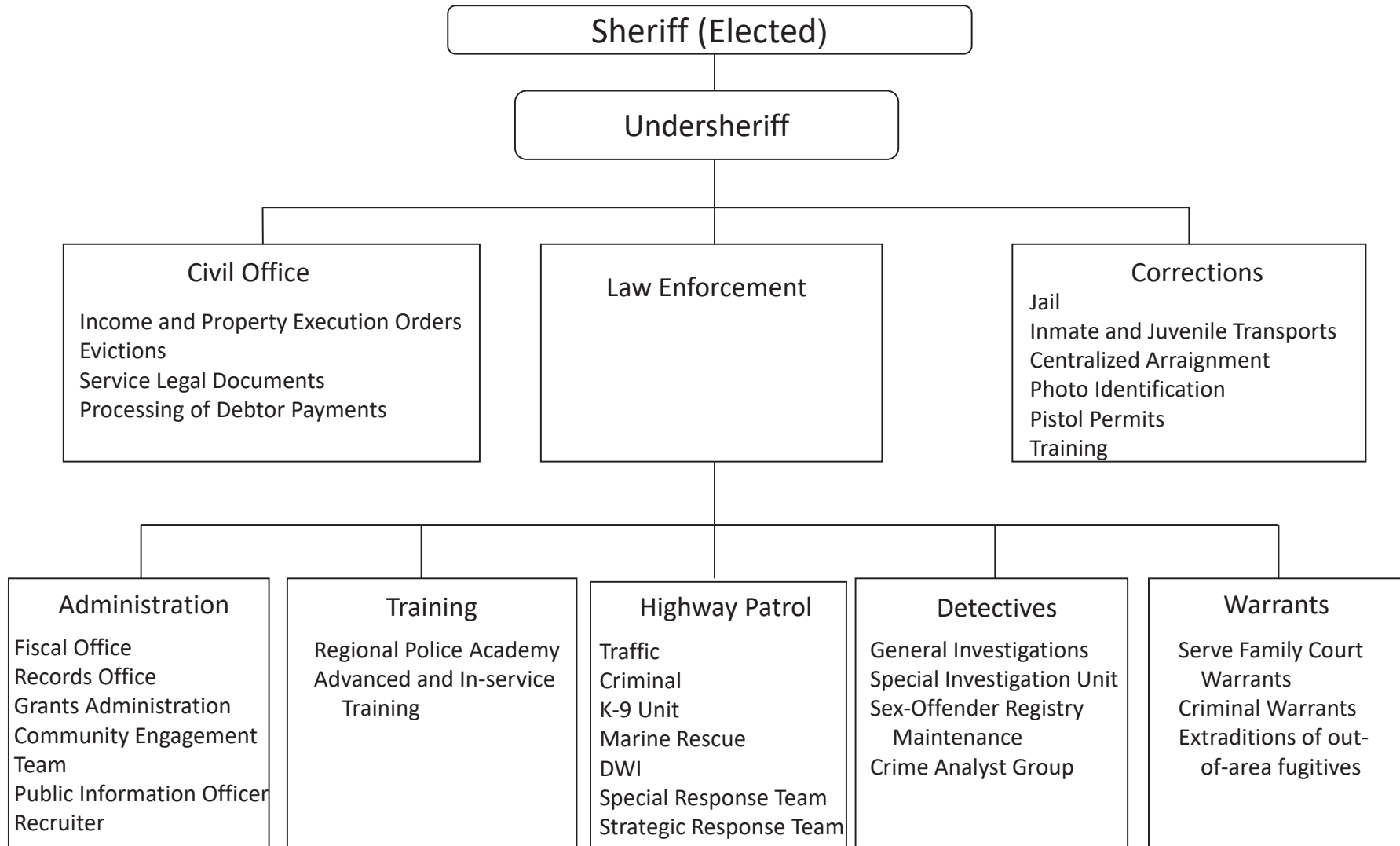
Account	2022 Actuals	2023 Budget	2023 YTD Actuals As of 11/20/23	2024 Budget Requested	2024 Budget Recommended	2024 Budget Adopted
6004569 CLAIMS ADMINISTRATION	85,500	90,000	86,500	97,500	97,500	97,500
6004573 OTHER FEES FOR SERVICES	31,047	52,000	18,684	52,000	52,000	52,000
6004582 JUDGEMENTS AND CLAIMS	307,680	450,000	143,727	450,000	450,000	450,000
6004595 TRANSFER TO RESERVE	0	65,000	0	30,000	30,000	30,000
0000040 Contractual Expenditures Totals	2,268,317	3,825,840	2,255,457	3,812,640	3,812,640	3,812,640
0000041 Chargeback Expenses						
6004601 INDIRECT COSTS	5,000	5,000	0	5,000	5,000	5,000
6004610 PERSONNEL SERVICES CHARGEBACKS	220,998	226,824	0	240,026	240,026	240,026
0000041 Chargeback Expenses Totals	225,998	231,824	0	245,026	245,026	245,026
0000080 Employee Benefits						
6008005 WORKERS COMP LT LIABILITY	1,358,288	0	0	0	0	0
0000080 Employee Benefits Totals	1,358,288	0	0	0	0	0
Exp Totals for Dept: 18000000	3,852,603	4,057,664	2,255,457	4,057,666	4,057,666	4,057,666
Total for Dept: 18000000	181,238	0	1,057,672	0	0	0

This page is intentionally left blank.

Public Safety

<u>Department/Division</u>	<u>Page</u>
Sheriff	
Corrections	152
Law Enforcement	160
Emergency Services	
Operations	168
911—Emergency Services	175
STOP-DWI	181
Probation	186
Security Services	193

Sheriff



Sheriff Corrections

The Corrections Division is required to comply with NYS Correction Law, Title IX of Executive Law Part 7000 (NYSCOC Minimum Standards) and NYS Sheriff's Association Accreditation Standards. The Corrections Division shall operate in compliance with applicable Federal laws and both Federal and NYS case law.

- Operate a cost-effective and staff efficient correctional facility.
- Maintain a safe and secure atmosphere for staff, civilian personnel, and inmates.
- Maintain a humane correctional environment by providing programs and services to criminal offenders.
- Securely, safely, and humanely keep all prisoners committed to the custody of the Sheriff, and to offer those offenders opportunities for self-improvement.
- Comply with federal and state laws which govern our facility.
- Demonstrate the highest level of ethical and professional standards in our operations by holding ourselves accountable to the public.
- Work in cooperation with law enforcement agencies, governmental entities and members of the community.

Description

The Corrections Division operates the Broome County Sheriff's Correctional Facility located at 155 Lt. VanWinkle Drive, Binghamton, New York. Inmate supervision is accomplished through "direct supervision" management requiring Corrections Officers to constantly intermingle with offenders. This management concept has resulted in lower costs to the County in terms of vandalism, injuries and other factors associated with jail operations.

2024 Objectives

The Sheriff's Office has requested the following enhancements in the 2024 Budget:

- Continue to increase the effectiveness of the Corrections Division through Federal and New York State case law.
- Use of available cell space to generate revenue by housing prisoners for the U.S. Marshals Service, U.S. Immigration and Customs Enforcement and other New York counties.
- Continued tracking of New York State reimbursement and compliance with law regarding the reimbursements and removal from County custody of State-Ready inmates.
- Continue internal programs to impact local criminal recidivism while maintaining current budgetary spending.
- Continue to expand with the assistance of area medical service providers to implement a cost-effective opioid treatment plan option for released inmates.

2024 Budget Highlights

- Maintain current spending trend while continuing to generate revenue to offset operational cost.
- Work with the New York State Office of Mental Health, to improve our efficiencies with mentally ill inmates who need hospitalizations.
- Provide appropriate jail staffing in compliance with State-mandated levels for the jail and medical unit facilities.
- Continue to work with the Sixth Judicial District, the Broome County Public Defender's Office, the Broome County District Attorney's Office, and all local police agencies and criminal courts by providing the Centralized Arraignment Part Court within the jail.
- Continue to work with the Northern District of NY federal court system to provide the first of its kind remote integrated system for use by all facets of the federal court system.

Sheriff/Corrections 23010003

<u>Title of Position</u>	<u>Grade/Unit</u>	<u>2022</u>	As of	<u>2024</u>	<u>2024</u>	<u>2024</u>
			June 15, 2023			
			<u>Current</u>	<u>Requested</u>	<u>Recommended</u>	<u>Adopted</u>
<u>Full-Time Positions</u>						
Jail Administrator	H Admin	0	1	1	1	1
Forensic Services Program Coordinator**	27 Admin	0	0	1	1	1
Corrections Major	29 BAPA	1	0	0	0	0
Corrections Captain	28 BAPA	1	1	1	1	1
Corrections Lieutenant	AFSCME	8	8	8	8	8
Corrections Sergeant	AFSCME	17	16	17	17	17
Corrections Officer*	AFSCME	159	154	154	154	154
Discharge Specialist **	24 CSEA	0	0	1	1	1
Laundry Supervisor	15 CSEA	0	1	1	1	1
Inmate Records Clerk	10 CSEA	2	2	2	2	2
Keyboard Specialist (40 Hours) **	8 CSEA	0	0	3	3	3
Keyboard Specialist (37.5 Hours)	8 CSEA	2	2	0	0	0
Laundry Worker	7 CSEA	1	0	0	0	0
Library Clerk (40 Hours)	7 CSEA	0	0	1	1	1
Library Clerk (37.5 Hours)	7 CSEA	1	1	0	0	0
Total Full-Time Positions		192	186	190	190	190
<u>Part-Time Positions</u>						
Chaplain	CH	2	2	2	2	2
Total Part-Time Positions		2	2	2	2	2
Total Positions		194	188	192	192	192

* One position unfunded since 2012, five unfunded 2024

** One position created in 2023

REPORT:BP033

BROOME COUNTY GOVERNMENT
REVENUE AND APPROPRIATION SUMMARY
BY DEPARTMENT AND DIVISION

FUND: 1010 General Operating
DEPT: 23000000 Sheriff
DIV: 01 Sheriff-Corrections

Account	2022 Actuals	2023 Budget	2023 YTD Actuals As of 11/20/23	2024 Budget Requested	2024 Budget Recommended	2024 Budget Adopted
23000000 Sheriff						
0000002 Departmental Income						
5000114 SHERIFF ID FEES	5,870	5,500	5,827	5,500	5,500	5,500
5000208 RESTITUTION/REPARATION SURCHAR	4,266	6,000	7,463	4,000	4,000	4,000
5000323 OTHER LOCAL GOVERNMENTS	16,019	0	187,255	20,000	20,000	20,000
5000333 OTHER DEPARTMENTAL CHARGEBACK	36,593	100,000	24,393	100,000	100,000	100,000
0000002 Departmental Income Totals	62,748	111,500	224,938	129,500	129,500	129,500
0000004 Licenses and Permits						
5000480 PISTOL PERMITS	69,298	55,000	35,478	30,000	30,000	30,000
0000004 Licenses and Permits Totals	69,298	55,000	35,478	30,000	30,000	30,000
0000007 Misc Interfund Revenues						
5000530 REFUNDS OF PRIOR YEARS EXPENDI	7,571	0	76,970	0	0	0
5000531 GIFTS AND DONATIONS	0	0	0	8,750	8,750	8,750
5000534 TRANSFER FROM INSURANCE RESERV	144,784	25,754	62,621	0	0	0
5000546 Trust Account Inflows	424,393	0	0	0	0	0
0000007 Misc Interfund Revenues Totals	576,748	25,754	139,591	8,750	8,750	8,750
0000008 State Aid						
5000808 OTHER STATE AID	343,100	0	11,403	0	0	0
5000816 FELONY PRISONERS	84,923	24,000	16,306	20,000	20,000	20,000
0000008 State Aid Totals	428,023	24,000	27,709	20,000	20,000	20,000
0000009 Federal Aid						
5000922 OTHER FEDERAL AID	38,200	24,000	26,400	20,000	20,000	20,000
5000948 U. S. MARSHALL JAIL FACILITY	934,059	535,000	775,865	700,000	700,000	700,000
5000992 CARES ACT	506,295	0	1,577	0	0	0
0000009 Federal Aid Totals	1,478,554	559,000	803,842	720,000	720,000	720,000
Rev Total for Div: 2301	2,615,371	775,254	1,231,558	908,250	908,250	908,250

BROOME COUNTY GOVERNMENT
 REVENUE AND APPROPRIATION SUMMARY
 BY DEPARTMENT AND DIVISION

FUND: 1010 General Operating
 DEPT: 23000000 Sheriff
 DIV: 01 Sheriff-Corrections

Account	2022 Actuals	2023 Budget	2023 YTD Actuals As of 11/20/23	2024 Budget Requested	2024 Budget Recommended	2024 Budget Adopted
0000010 Personnel Service						
6001000 SALARIES FULL-TIME	10,831,401	11,484,366	9,711,555	12,958,529	12,958,529	12,958,529
6001001 SALARIES PART-TIME	9,525	27,428	11,592	29,430	29,430	29,430
6001002 SALARIES TEMPORARY	101,723	68,491	46,962	29,553	29,553	29,553
6001003 SALARIES OVERTIME	2,509,703	2,448,957	1,932,066	1,882,636	1,882,636	1,882,636
6001004 SALARIES SHIFT DIFFERENTIAL	154,508	174,000	129,438	150,000	150,000	150,000
6001005 DISABILITY 207C	294,007	232,872	97,476	134,118	134,118	134,118
6001008 STAND-BY PAY	355	0	0	0	0	0
6001009 OTHER PERSONNEL SERVICES	32,821	39,600	550	44,000	44,000	44,000
6001012 HOLIDAY OVERTIME PAY	695,447	768,770	343,835	739,580	739,580	739,580
6001013 SIGN ON BONUS	0	0	0	8,750	8,750	8,750
0000010 Personnel Service Totals	14,629,490	15,244,484	12,273,474	15,976,596	15,976,596	15,976,596
0000020 Equipment and Capital Outlay						
6002300 AUTOMOBILES	59,404	0	-1	0	0	0
6002304 OTHER MOTOR VEHICLES	12,298	0	0	0	0	0
0000020 Equipment and Capital Outlay Totals	71,702	0	-1	0	0	0
0000040 Contractual Expenditures						
6004004 MATERIAL & SUPPLIES-OTHER	591	0	1,066	0	0	0
6004010 BOOKS AND SUBSCRIPTIONS	1,045	1,180	1,130	1,180	1,180	1,180
6004012 OFFICE SUPPLIES	15,717	15,000	11,899	10,000	10,000	10,000
6004021 BLDG MAINTENANCE SUPPLIES	2,261	6,500	0	4,000	4,000	4,000
6004023 BLDG AND GROUNDS SUPPLIES	35,230	46,000	31,649	46,000	46,000	46,000
6004031 KITCHEN AND DINING ROOM SUPPLI	2,999	0	0	5,000	5,000	5,000
6004032 HSLD LAUNDRY & CLEANING SUPPLI	53,489	41,000	10,807	41,000	41,000	41,000
6004033 CLOTHING AND INMATE SUPPLIES	74,356	70,000	49,226	80,000	80,000	80,000
6004041 PHOTOGRAPHIC SUPPLIES	7,761	4,200	3,979	7,000	7,000	7,000
6004044 QUARTERMASTER SUPPLIES	9,023	15,000	4,006	10,000	10,000	10,000
6004045 TRAINING AND EDUCATIONAL SUPPL	13,825	23,250	24,768	25,000	25,000	25,000
6004046 GAS OIL GREASE AND DIESEL FUEL	3,568	5,000	3,768	5,000	5,000	5,000
6004048 MISC OPERATIONAL SUPPLIES	51,101	35,000	33,717	35,000	35,000	35,000
6004053 RECREATIONAL AND ACTIVITY SUPP	0	200	0	200	200	200
6004055 COMPUTER SOFTWARE AND SUPPLIES	33,925	3,000	4,671	3,000	3,000	3,000
6004056 COMPUTER EQUIPMENT(NON CAPITAL	1,336	3,675	1,270	3,500	3,500	3,500
6004061 ENVIRONMENTAL HEALTH SUPPLIES	0	5,000	0	5,000	5,000	5,000
6004062 MEDICAL LAB & CLINIC SUPPLIES	2,486	6,800	5,055	5,000	5,000	5,000
6004100 POSTAGE AND FREIGHT	35	100	0	100	100	100
6004105 DUES AND MEMBERSHIPS	4,000	4,350	4,050	4,500	4,500	4,500

REPORT:BP033

BROOME COUNTY GOVERNMENT
REVENUE AND APPROPRIATION SUMMARY
BY DEPARTMENT AND DIVISION

FUND: 1010 General Operating
DEPT: 23000000 Sheriff
DIV: 01 Sheriff-Corrections

Account	2022 Actuals	2023 Budget	2023 YTD Actuals As of 11/20/23	2024 Budget Requested	2024 Budget Recommended	2024 Budget Adopted
6004106 GENERAL OFFICE EXPENSES	0	225	0	225	225	225
6004117 BUILDING AND GROUNDS EXPENSES	35,093	38,656	34,382	40,000	40,000	40,000
6004120 KITCHEN & DINING ROOM EXPENSES	609	0	0	0	0	0
6004121 LAUNDRY AND DRY CLEANING EXPEN	6,334	13,000	9,011	10,000	10,000	10,000
6004123 MEDICAL HOSPITAL AND LAB EXPEN	-1,350	2,800	450	2,800	2,800	2,800
6004124 INMATE EXPENSE-OTHER FACILITIE	112,583	286,170	22,548	0	0	0
6004125 RELIGIOUS EXPENSES	89,811	92,784	71,786	98,587	98,587	98,587
6004136 OPERATIONAL EQUIPMENT REPAIRS	1,590	6,000	2,429	4,000	4,000	4,000
6004137 ADVERTISING AND PROMOTION EXPE	500	1,400	0	500	500	500
6004138 OTHER OPERATIONAL EXPENSES	11,614	11,000	8,127	5,000	5,000	5,000
6004139 Trust Account Outflows	276,657	0	0	0	0	0
6004161 TRAVEL HOTEL AND MEALS	2,657	4,750	6,652	7,000	7,000	7,000
6004162 EDUCATION AND TRAINING	1,395	1,500	3,841	3,000	3,000	3,000
6004165 ADVISORY BD/TRUSTEES EXPENSES	468	1,000	0	0	0	0
6004168 OTHER PERSONNEL EXPENSES	306	1,000	967	1,000	1,000	1,000
6004169 DAY TRIP MEAL REIMBURSEMENT	4,591	5,000	7,456	7,000	7,000	7,000
6004196 COPYING MACHINE RENTALS	12,540	9,876	11,094	13,201	13,201	13,201
6004200 PROPERTY LOSS	40,557	25,554	45,113	0	0	0
6004203 INSURANCE CLAIMS	0	200	775	0	0	0
6004255 CONTRACTED SERVICES	0	0	0	976,117	976,117	976,117
6004402 LAB SERVICES	315	500	770	500	500	500
6004406 MEDICAL AND HOSPITAL SERVICES	1,500,870	1,155,329	1,090,281	1,541,320	1,541,320	1,541,320
6004411 PHYSICIAN SERVICES	1,612	5,000	0	3,000	3,000	3,000
6004413 OTHER HEALTH AND MEDICAL SERVI	4,450,655	4,601,393	3,623,249	4,942,499	4,942,499	4,942,499
6004568 VETERINARIAN SERVICES	0	0	661	1,000	1,000	1,000
6004573 OTHER FEES FOR SERVICES	146	200	2,187	200	200	200
6004591 CASH SHORT AND OVER	1,000	0	0	0	0	0
6004593 OTHER GOVERNMENTS PAYMENTS	125,005	156,589	136,190	129,209	129,209	129,209
0000040 Contractual Expenditures Totals	6,988,306	6,705,181	5,269,030	8,076,638	8,076,638	8,076,638
0000041 Chargeback Expenses						
6004609 DATA PROCESSING CHARGEBACKS	25,000	57,146	37,053	78,116	78,116	78,116
6004614 OTHER CHARGEBACK EXPENSES	43,321	51,011	29,195	52,888	52,888	52,888
6004625 FOOD SERVICE CHARGEBACKS	873,113	924,615	692,234	0	0	0
0000041 Chargeback Expenses Totals	941,434	1,032,772	758,482	131,004	131,004	131,004
0000080 Employee Benefits						
6008001 STATE RETIREMENT	2,543,263	3,343,567	2,619,058	2,531,041	2,531,041	2,531,041
6008002 SOCIAL SECURITY	1,049,748	1,184,494	895,457	1,211,432	1,211,432	1,211,432

BROOME COUNTY GOVERNMENT
 REVENUE AND APPROPRIATION SUMMARY
 BY DEPARTMENT AND DIVISION

FUND: 1010 General Operating
 DEPT: 23000000 Sheriff
 DIV: 01 Sheriff-Corrections

Account	2022 Actuals	2023 Budget	2023 YTD Actuals As of 11/20/23	2024 Budget Requested	2024 Budget Recommended	2024 Budget Adopted
6008004 WORKERS COMPENSATION	472,453	575,392	424,861	570,059	570,059	570,059
6008006 LIFE INSURANCE	850	2,565	743	2,805	2,805	2,805
6008007 HEALTH INSURANCE	2,232,571	2,466,206	1,924,856	2,450,715	2,450,715	2,450,715
6008009 RETIREE HEALTH INSURANCE	1,508,721	1,652,568	1,389,134	1,747,870	1,747,870	1,747,870
6008010 DISABILITY INSURANCE	27,055	33,943	27,036	38,848	38,848	38,848
6008011 UNEMPLOYMENT INSURANCE	0	0	10,441	0	0	0
6008013 HEALTH INS - RETIRE INCENTIVE	1,853	0	0	0	0	0
0000080 Employee Benefits Totals	7,836,514	9,258,735	7,291,586	8,552,770	8,552,770	8,552,770
0000090 Transfers						
6009002 TRANSFER TO GRANT FUND	34,480	46,108	0	48,413	48,413	48,413
0000090 Transfers Totals	34,480	46,108	0	48,413	48,413	48,413
Exp Total for Div: 2301	30,501,926	32,287,280	25,592,571	32,785,421	32,785,421	32,785,421
Total for Div: 23000000	-27,886,555	-31,512,026	-24,361,013	-31,877,171	-31,877,171	-31,877,171

Sheriff Law Enforcement

Includes: Administration, Highway Patrol, Training, Detectives Unit and the Civil Division

Mission Statement

Our mission as a law enforcement agency is to serve and protect the community with honor, integrity, and dedication. We are committed to upholding the law and ensuring public safety through proactive and responsive policing strategies.

We strive to build and maintain trusting relationships with the community we serve, recognizing that effective policing requires cooperation and engagement from all stakeholders. We are committed to treating all individuals with fairness, dignity, and respect, and to upholding the principles of justice and equality.

We are continuously seeking to improve our skills and knowledge, and to stay at the forefront of advancements in law enforcement technology and best practices. We recognize that effective and ethical policing requires ongoing training, education, and a commitment to continuous improvement.

Our ultimate goal is to create a safer, more just, and more equitable community for all, where every individual can thrive and fulfill their potential. Together with our community partners, we are committed to working towards this vision and making it a reality.

Description

The Administrative Division oversees and directs the Law Enforcement, Corrections, Records and Civil divisions of the Sheriff's Office. It enforces Broome County's policies and procedures governing intake and distribution of funds on behalf of the Sheriff's Office. This includes all budgeting, purchasing, accounts payable and payroll operations for the agency. It maintains inmate and commissary records in accordance with bookkeeping rules and regulations. The records section processes and maintains records of all incidents and accidents investigated by the Sheriff's Office and responds to all Freedom of Information Law requests from the public.

The Highway Patrol Division is responsible 24 hours a day for patrolling 350 miles of county roads, 1008 miles of state highways and 927 miles of town roads. The patrol division is the primary law enforcement for 52% of the residents of Broome County. It serves as the primary backup for five municipal agencies within Broome County.

A vital part of the Highway Patrol Division is the Community Policing function, which provides the following services:

- Community Outreach:
 - Assist with any new or existing neighborhood watch groups.
 - Interact with multiple facets of the community to strengthen the Police-community relationship.
 - Assist with any recruitment (patrol, corrections, civil).
 - Oversee programs such as Yellow Dot and Operation Lifesaver.

- Police Traffic Services (PTS):
 - Coordinate speed-trailer locations, analyze the data from these trailers and provide to Highway Patrol.
 - Manage the PTS and Motorcycle Safety Grants through the Governor’s Traffic Safety Committee (GTSC).

- Social Media Outreach:
 - Provide greater transparency and engagement between the Broome County Sheriff’s Office and the community we serve.
 - Provide up-to-date information to the public involving community risks, safety tips, road closures, emergency actions and accidents, as well as various other actions.
 - Participate in community outreach events.

The Detective Division is responsible for the investigation of crimes as well as matters that cannot be effectively investigated by the Patrol Division members due to their complexity. It is responsible for initiation of investigations pertaining to narcotics trafficking and vice-related crimes. Detectives interview suspects, witnesses and informants with the objective of developing information on reported or suspected criminal activity. Detectives are also responsible for the preparation and submission of case reports for prosecution. Detectives work closely with the Broome County District Attorney’s Office as well as local, state and federal agencies to solve crimes and apprehend offenders. The division is also responsible for the management and execution of arrest warrants issued by Broome County Supreme Court, Family Court, and local criminal courts throughout the county and the extradition of prisoners from other states.

The Training Division operates the Broome County Sheriff’s Law Enforcement Academy which provides for all State mandated and in-service training within the Broome County Sheriff’s Office. The Academy also serves as the central training point for Zone 6, which encompasses forty police agencies in a seven-county region. Training conducted at the Academy includes: firearms, defensive tactics, use of force, cultural diversity, fair and impartial policing, professional communication, supervisor school, basic corrections and recruit schools, in-service schools and seminars on numerous topics. The Academy is dedicated to maintaining the highest level of training available to the law enforcement officers that serve our community.

The Civil Division operates under the provisions of NYS Civil Practice Law and Rules (CPLR), Family Court Act (FCA) and Real Property Law (RPL). The division is mandated to serve documents and execute all decisions handed down by the courts including, but not limited to, Sheriff’s sales, income and property executions, evictions, summons and complaints, subpoenas, orders of seizure, warrants, temporary orders of protection and personal services (juvenile neglect and abuse). Civil Division staff maintain computerized records of all actions taken for mandated reporting to the appropriate court.

2024 Objectives

The Sheriff's Office has requested the following enhancements to the 2024 Budget:

Administration

- Transform the Administration Division to introduce a new focus on recruitment, retention, special programs and communication.

Highway Patrol

- Continue providing effective Law Enforcement services to the highest standard while serving, protecting, and building stronger relationships with the residents of Broome County.

Detectives Division

- Continue the high standards in investigations and special operations related to illegal firearms possession, prostitution, illicit and illegal narcotics, and Alcoholic and beverage control laws of the State of New York.
- Maintain the Sex Offender Registry and management system.

Training Division

- Increase the number of law enforcement agencies who rely on the Broome County Law Enforcement Academy for all phases of their employee training.
- Increase the number of seminars and in-service training schools that are offered at no cost to the Academy.
- Upgrade training aides.
- Continue providing the highest level of training available to law enforcement recruits in the Southern Tier.

Civil Division

- Continue to effectively enforce all civil processes in Broome County, including summonses, income and property executions, evictions, subpoenas, family court papers and orders of protection.

Sheriff

Civil(23020103) Detectives(23020203) Highway(23020303) Administration(23020403) Training(23020503)

Title of Position	Grade/Unit	2022	As of August 17, 2023			
			Current Authorized	2024 Requested	2024 Recommended	2024 Adopted
<u>Full-Time Positions</u>						
Sheriff	Elected	1	1	1	1	1
Undersheriff	K Admin	0	0	1	1	1
Undersheriff	I Admin	1	1	0	0	0
Chief Civil Deputy	28 Admin	0	1	1	1	1
Chief Civil Deputy	26 Admin	1	0	0	0	0
Public Relations Coordinator	27 Admin	0	1	1	1	1
Community Engagement & Recruitment						
Coordinator	26 Admin	0	1	1	1	1
Administrative Asst. to the Sheriff	25 Admin	0	1	1	1	1
Fiscal Services Administrator	24 Admin	1	1	1	1	1
Secretary to Sheriff	23 Admin	1	1	1	1	1
Deputy Sheriff Captain	BCSLEOA	1	1	1	1	1
Deputy Sheriff Lieutenant	BCSLEOA	1	3	3	3	3
Deputy Sheriff Sergeant	BCSLEOA	7	6	7	7	7
Deputy Sheriff Detective Sergeant	BCSLEOA	2	2	2	2	2
Deputy Sheriff Detective	BCSLEOA	10	11	11	11	11
Deputy Sheriff	BCSLEOA	35	35	38	38	38
Deputy Sheriff/Civil	BCSLEOA	2	2	2	2	2
Special Patrol Officer	BCSLEOA	0	3	3	3	3
Secretary	13 CSEA	0	1	1	1	1
Principal Account Clerk (40 Hours)	13 CSEA	0	0	1	1	1
Principal Account Clerk (37.5 Hours)	13 CSEA	1	1	0	0	0
Senior Account Clerk (40 Hours)	9 CSEA	0	0	1	1	1
Senior Account Clerk (37.5 Hours)	9 CSEA	1	1	0	0	0
Keyboard Specialist (40 Hours)	8 CSEA	0	0	4	4	4
Keyboard Specialist (37.5 Hours)	8 CSEA	5	4	0	0	0
Total Full-Time Positions		70	78	82	82	82
<u>Part-Time Positions</u>						
Evidence Technician	14 CSEA	1	1	1	1	1
Keyboard Specialist	8 CSEA	3	3	3	3	3
Total Part-Time Positions		4	4	4	4	4
Total Positions		74	82	86	86	86

REPORT:BP033

BROOME COUNTY GOVERNMENT
 REVENUE AND APPROPRIATION SUMMARY
 BY DEPARTMENT AND DIVISION

FUND: 1010 General Operating
 DEPT: 23000000 Sheriff
 DIV: 02 Sheriff-Law Enforcement

Account	2022 Actuals	2023 Budget	2023 YTD Actuals As of 11/20/23	2024 Budget Requested	2024 Budget Recommended	2024 Budget Adopted
0000002 Departmental Income						
5000113 SHERIFF FEES	397,015	550,000	314,313	450,000	450,000	450,000
5000115 RECORD MONEY	4,028	3,610	2,895	2,500	2,500	2,500
5000117 OTHER PUB SAFETY DEPT INCOME	2,080	1,300	225	1,100	1,100	1,100
5000189 OTHER LOCAL GOVERNMENTS	70,000	75,000	75,000	80,000	80,000	80,000
5000333 OTHER DEPARTMENTAL CHARGEBACK	25,590	17,000	10,426	88,371	88,371	88,371
0000002 Departmental Income Totals	498,713	646,910	402,859	621,971	621,971	621,971
0000003 Use of Money						
5000470 VENDING MACHINE	0	500	0	0	0	0
5000471 COMMISSIONS	352	0	0	0	0	0
0000003 Use of Money Totals	352	500	0	0	0	0
0000006 Sale of Prop and Comp for Loss						
5000518 SALE OF EQUIPMENT	1,230	15,000	0	5,000	5,000	5,000
0000006 Sale of Prop and Comp for Loss Totals	1,230	15,000	0	5,000	5,000	5,000
0000007 Misc Interfund Revenues						
5000530 REFUNDS OF PRIOR YEARS EXPENDI	6,500	0	0	0	0	0
5000531 GIFTS AND DONATIONS	4,617	0	0	0	0	0
5000540 GAIN FROM DISPOSITION OF ASSET	1,889	0	0	0	0	0
5000545 CREDIT CARD REBATES	1,332	2,500	0	0	0	0
5000546 Trust Account Inflows	127,741	0	0	0	0	0
0000007 Misc Interfund Revenues Totals	142,079	2,500	0	0	0	0
0000008 State Aid						
5000808 OTHER STATE AID	229	0	0	0	0	0
0000008 State Aid Totals	229	0	0	0	0	0
0000009 Federal Aid						
5000907 PUBLIC SAFETY GRANTS - FEDERAL	5,528	0	0	0	0	0
0000009 Federal Aid Totals	5,528	0	0	0	0	0

BROOME COUNTY GOVERNMENT
 REVENUE AND APPROPRIATION SUMMARY
 BY DEPARTMENT AND DIVISION

FUND: 1010 General Operating
 DEPT: 23000000 Sheriff
 DIV: 02 Sheriff-Law Enforcement

Account	2022 Actuals	2023 Budget	2023 YTD Actuals As of 11/20/23	2024 Budget Requested	2024 Budget Recommended	2024 Budget Adopted
Rev Total for Div: 2302	648,131	664,910	402,859	626,971	626,971	626,971
0000010 Personnel Service						
6001000 SALARIES FULL-TIME	5,125,176	5,499,870	4,709,020	6,392,147	6,392,147	6,392,147
6001001 SALARIES PART-TIME	30,206	70,007	19,038	69,967	69,967	69,967
6001002 SALARIES TEMPORARY	119,897	0	0	0	0	0
6001003 SALARIES OVERTIME	489,060	396,193	302,293	381,587	381,587	381,587
6001004 SALARIES SHIFT DIFFERENTIAL	45,621	57,450	33,243	41,300	41,300	41,300
6001005 DISABILITY 207C	169,621	71,734	84,215	177,046	177,046	177,046
6001006 OUT OF TITLE PAY	13,789	3,300	4,800	7,500	7,500	7,500
6001009 OTHER PERSONNEL SERVICES	72,650	60,850	32,961	65,675	65,675	65,675
6001012 HOLIDAY OVERTIME PAY	70,831	57,821	55,372	71,906	71,906	71,906
0000010 Personnel Service Totals	6,136,851	6,217,225	5,240,942	7,207,128	7,207,128	7,207,128
0000040 Contractual Expenditures						
6004010 BOOKS AND SUBSCRIPTIONS	4,710	5,810	4,101	5,310	5,310	5,310
6004012 OFFICE SUPPLIES	16,497	22,700	12,531	22,200	22,200	22,200
6004021 BLDG MAINTENANCE SUPPLIES	115	0	0	0	0	0
6004041 PHOTOGRAPHIC SUPPLIES	483	0	0	0	0	0
6004044 QUARTERMASTER SUPPLIES	2,027	108,015	99,959	124,142	124,142	124,142
6004045 TRAINING AND EDUCATIONAL SUPPL	-39,540	40,100	31,944	45,100	45,100	45,100
6004046 GAS OIL GREASE AND DIESEL FUEL	3,884	1,500	3,674	2,000	2,000	2,000
6004048 MISC OPERATIONAL SUPPLIES	35,246	39,260	17,787	40,245	40,245	40,245
6004053 RECREATIONAL AND ACTIVITY SUPP	4,416	6,000	2,294	6,000	6,000	6,000
6004056 COMPUTER EQUIPMENT(NON CAPITAL	3,348	11,500	3,889	12,500	12,500	12,500
6004100 POSTAGE AND FREIGHT	9,515	13,585	8,427	11,585	11,585	11,585
6004105 DUES AND MEMBERSHIPS	4,634	5,540	5,131	6,190	6,190	6,190
6004106 GENERAL OFFICE EXPENSES	293	400	244	400	400	400
6004112 BLDG GROUNDS AND EQUIP REPAIR	334	0	0	0	0	0
6004113 WATER AND SEWAGE CHARGES	289	272	193	307	307	307
6004114 HEATING AND AIR COND PLANT EXP	340	315	213	325	325	325
6004115 ELECTRIC CURRENT	1,361	1,800	993	1,838	1,838	1,838
6004117 BUILDING AND GROUNDS EXPENSES	3,200	0	0	0	0	0
6004121 LAUNDRY AND DRY CLEANING EXPEN	3,604	3,540	1,747	3,540	3,540	3,540
6004123 MEDICAL HOSPITAL AND LAB EXPEN	1,845	3,000	1,125	6,000	6,000	6,000

REPORT:BP033

BROOME COUNTY GOVERNMENT
REVENUE AND APPROPRIATION SUMMARY
BY DEPARTMENT AND DIVISION

FUND: 1010 General Operating

DEPT: 23000000 Sheriff

DIV: 02 Sheriff-Law Enforcement

Account	2022 Actuals	2023 Budget	2023 YTD Actuals As of 11/20/23	2024 Budget Requested	2024 Budget Recommended	2024 Budget Adopted
6004126 RECREATIONAL AND ACTIVITY EXPE	0	850	0	850	850	850
6004136 OPERATIONAL EQUIPMENT REPAIRS	2,310	7,500	1,191	7,300	7,300	7,300
6004137 ADVERTISING AND PROMOTION EXPE	585	500	804	3,000	3,000	3,000
6004138 OTHER OPERATIONAL EXPENSES	8,948	27,494	13,689	37,881	37,881	37,881
6004139 Trust Account Outflows	118,266	0	0	0	0	0
6004160 MILEAGE AND PARKING-LOCAL	0	50	0	0	0	0
6004161 TRAVEL HOTEL AND MEALS	30,359	23,950	39,740	26,400	26,400	26,400
6004162 EDUCATION AND TRAINING	25,099	28,175	16,159	26,075	26,075	26,075
6004164 NON-EMPLOYEE TRAVEL HOTEL & ME	23,562	24,100	17,923	25,000	25,000	25,000
6004165 ADVISORY BD/TRUSTEES EXPENSES	1,145	1,700	3,384	3,000	3,000	3,000
6004168 OTHER PERSONNEL EXPENSES	120	550	125	360	360	360
6004169 DAY TRIP MEAL REIMBURSEMENT	250	800	1,717	750	750	750
6004192 SOFTWARE MAINTENANCE	225	0	0	0	0	0
6004196 COPYING MACHINE RENTALS	10,355	10,734	9,205	10,458	10,458	10,458
6004402 LAB SERVICES	140	2,300	700	2,300	2,300	2,300
6004406 MEDICAL AND HOSPITAL SERVICES	0	250	0	250	250	250
6004411 PHYSICIAN SERVICES	0	250	0	250	250	250
6004537 INVESTIGATIONS EXPENSES	1,706	2,500	1,752	2,500	2,500	2,500
6004568 VETERINARIAN SERVICES	952	1,000	878	2,000	2,000	2,000
6004573 OTHER FEES FOR SERVICES	866	3,000	1,512	1,000	1,000	1,000
0000040 Contractual Expenditures Totals	281,489	399,040	303,031	437,056	437,056	437,056
0000041 Chargeback Expenses						
6004602 INSURANCE PREMIUM CHARGEBACK	133,737	167,071	125,303	189,310	189,310	189,310
6004606 TELEPHONE BILLING ACCOUNT	19,444	34,624	17,313	33,815	33,815	33,815
6004609 DATA PROCESSING CHARGEBACKS	25,720	225,788	122,256	229,082	229,082	229,082
6004615 GASOLINE CHARGEBACK	227,003	396,000	153,099	312,400	312,400	312,400
6004616 FLEET SERVICE CHARGEBACK	182,500	183,750	183,750	213,000	213,000	213,000
0000041 Chargeback Expenses Totals	588,404	1,007,233	601,721	977,607	977,607	977,607
0000080 Employee Benefits						
6008001 STATE RETIREMENT	1,416,194	1,768,243	1,506,963	1,563,482	1,563,482	1,563,482
6008002 SOCIAL SECURITY	439,918	483,536	383,002	531,565	531,565	531,565
6008004 WORKERS COMPENSATION	151,289	206,097	161,257	256,280	256,280	256,280
6008006 LIFE INSURANCE	372	1,095	330	1,260	1,260	1,260
6008007 HEALTH INSURANCE	799,725	900,964	764,044	1,024,107	1,024,107	1,024,107
6008009 RETIREE HEALTH INSURANCE	944,178	1,051,912	880,312	1,079,920	1,079,920	1,079,920
6008010 DISABILITY INSURANCE	510	1,056	617	792	792	792
6008013 HEALTH INS - RETIRE INCENTIVE	563	0	0	0	0	0

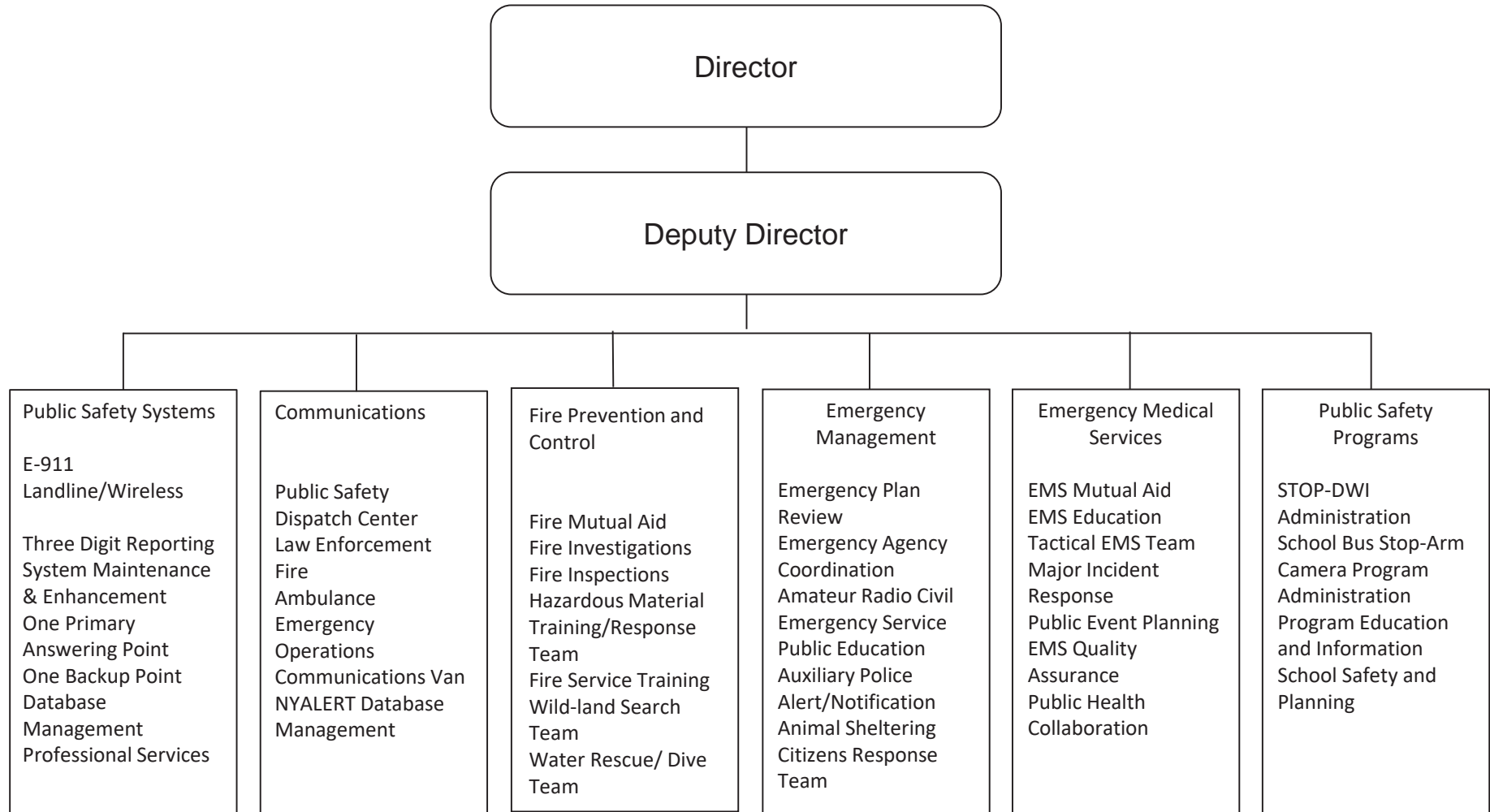
REPORT:BP033

BROOME COUNTY GOVERNMENT
REVENUE AND APPROPRIATION SUMMARY
BY DEPARTMENT AND DIVISION

FUND: 1010 General Operating
DEPT: 23000000 Sheriff
DIV: 02 Sheriff-Law Enforcement

Account	2022 Actuals	2023 Budget	2023 YTD Actuals As of 11/20/23	2024 Budget Requested	2024 Budget Recommended	2024 Budget Adopted
0000080 Employee Benefits Totals	3,752,749	4,412,903	3,696,525	4,457,406	4,457,406	4,457,406
Exp Total for Div: 2302	10,759,493	12,036,401	9,842,219	13,079,197	13,079,197	13,079,197
Total for Div: 23000000	-10,111,362	-11,371,491	-9,439,360	-12,452,226	-12,452,226	-12,452,226
Total for Dept: 23000000	-37,997,917	-42,883,517	-33,800,373	-44,329,397	-44,329,397	-44,329,397

Emergency Services



Emergency Services

OES - Operations

Mission Statement

To provide planning, training, resources, response, warning, coordination, and information through communications to the public, elected officials, and public safety agencies, to assist them in preparing for, and mitigating, emergencies and disasters, which affect the residents of Broome County.

Description

The Office of Emergency Services is comprised of six divisions: Communications, Public Safety Programs, Emergency Management, Emergency Medical Services, Fire Prevention and Control and Public Safety Systems.

Communications administers the Broome County Emergency 911 Dispatch Center and assists local agencies in planning for future communications needs. Provides command post communications support at incidents and planned events.

Public Safety Programs administers Broome County's School Bus Stop-Arm Camera Program and the STOP-DWI program. Coordinate school safety and school planning with school districts within Broome County.

Emergency Management conducts hazard vulnerability studies and maps hazards. Provide disaster planning and assistance for preparedness, response, and recovery. Coordinate alerts and warnings for river flooding, chemical spills, and response during emergencies. Administer the Animal Response Team, and Community Emergency Response Team. Manages the school safety program.

Emergency Medical Services administers New York State certified emergency medical training programs. Plans delivery of adequate emergency medical services. Administers mutual aid plan among ambulance services and coordinates medical disaster planning, and Tactical EMS team.

Fire Prevention and Control administers and implements county fire mutual aid plan, county arson plan, county fire investigations, local New York State fire training program, county hazardous materials response team, county water rescue dive team, and county wild land search and rescue team. Conducts fire code enforcement inspections on county facilities and certain special events.

Public Safety Systems administers the county's public safety communications infrastructure. Oversees the construction of the new public safety radio system. Maintains a database for the NYALERT emergency public notification system.

2024 Objectives

- Continue management of emergency public notification system (NY Alert), review and update Continuity of Operations/
- Continuity of Government plan. Design, plan and carry out required drills and exercises to test emergency plans and improve performance.
- Train, equip and recruit members for the seven volunteer teams in Emergency Services (Animal Response Team, Community Emergency Response Team, Wildland Search Team, and Tactical EMS, Technical Rescue (Rope/Dive), Hazardous Materials Team, and Critical Incident Stress Management Team).

- Complete new public safety radio system to improve emergency communications countywide.
- Continue to improve the staffing and efficiency deficits in the Communications Division. Move dispatchers to eight-hour shifts.

2024 Budget Highlights

- Continue to upgrade and replace equipment in the public safety communications system.
- Continued replacement and preventative maintenance of firefighting equipment.
- Maintain critical services.
- Establish a county-wide AED program.

Emergency Services 20010003
Operations

<u>Title of Position</u>	<u>Grade/Unit</u>	As of August 17, 2023				
		<u>2022 Actuals</u>	<u>Current Authorized</u>	<u>2024 Requested</u>	<u>2024 Recommended</u>	<u>2024 Adopted</u>
<u>Full-Time Positions</u>						
Director of Emergency Services	H Admin	1	1	1	1	1
Fire Coordinator	D Admin	0	0	1	1	1
Fire Coordinator	22 Admin	1	1	0	0	0
Emergency Medical Services Coordinator	27 Admin	0	1	1	1	1
Emergency Medical Services Coordinator	22 Admin	1	0	0	0	0
Communications Supervisor	24 Admin	1	1	1	1	1
Public Safety Systems Supervisor	24 Admin	1	1	1	1	1
Public Safety Program Coordinator	22 Admin	1	1	1	1	1
Emergency Management Assistance Coordinator	22 Admin	0	1	1	1	1
Emergency Management Assistance Coordinator	20 Admin	1	0	0	0	0
Senior Emergency Services Dispatcher/CAD Administrator	22 BAPA	1	1	1	1	1
Senior Emergency Services Dispatcher*	22 BAPA	5	5	7	7	7
Fire Investigator / Code Officer	19 CSEA	0	1	1	1	1
Emergency Services Dispatcher II	18 CSEA	} 45	45	45	45	45
Emergency Services Dispatcher I **	16 CSEA					
Emergency Management Associate	17 CSEA	0	0	2	0	0
Emergency Management Associate	15 CSEA	2	2	0	2	2
Principal Account Clerk	13 CSEA	1	1	1	1	1
Emergency Medical Services Officer	11 CSEA	1	1	1	1	1
Senior Account Clerk	9 CSEA	1	1	1	1	1
Clerk	7 CSEA	1	1	1	1	1
Maintenance Mechanic	AFSCME	0	0	1	1	1
Total Full-Time Positions		64	65	68	68	68
<u>Part-Time Positions</u>						
Emergency Services Dispatcher II	18 CSEA	} 16	16	16	16	16
Emergency Services Dispatcher I	16 CSEA					
Emergency Services Radio Technician	14 CSEA					
Total Part-Time Positions		18	18	18	18	18
Total Positions		82	83	86	86	86

*Two positions transferred from 20020003 to 20010003 in 2024

** One position unfunded in 2024

REPORT:BP033

BROOME COUNTY GOVERNMENT
 REVENUE AND APPROPRIATION SUMMARY
 BY DEPARTMENT AND DIVISION

FUND: 1010 General Operating
 DEPT: 20000000 Emergency Services
 DIV: 01 Emergency Services- Emergency Mgmt

Account	2022 Actuals	2023 Budget	2023 YTD Actuals As of 11/20/23	2024 Budget Requested	2024 Budget Recommended	2024 Budget Adopted
20000000 Emergency Services						
0000002 Departmental Income						
5000112 STUDENT TUITION, PT DAY	56,530	70,000	28,472	60,000	60,000	60,000
5000189 OTHER LOCAL GOVERNMENTS	71,306	100,050	90,305	100,050	100,050	100,050
5000193 SALE OF TRAINING BOOKS	3,163	1,000	4,887	3,000	3,000	3,000
5000331 CHARGEBACK TO GRANTS	59,782	0	0	0	0	0
5000333 OTHER DEPARTMENTAL CHARGEBACK	0	99,238	30,692	70,312	70,312	70,312
0000002 Departmental Income Totals	190,781	270,288	154,356	233,362	233,362	233,362
0000005 Fines and Forfeitures						
5000490 FINES & FORFEITED BAIL	502,740	744,075	541,146	649,500	649,500	649,500
0000005 Fines and Forfeitures Totals	502,740	744,075	541,146	649,500	649,500	649,500
0000007 Misc Interfund Revenues						
5000530 REFUNDS OF PRIOR YEARS EXPENDI	2,663	0	2,140	0	0	0
5000534 TRANSFER FROM INSURANCE RESERV	3,687	0	8,343	0	0	0
5000545 CREDIT CARD REBATES	596	0	0	0	0	0
5000561 TRANSFER FROM RESERVE FUND	0	0	0	198,075	198,075	198,075
0000007 Misc Interfund Revenues Totals	6,946	0	10,483	198,075	198,075	198,075
0000008 State Aid						
5000808 OTHER STATE AID	34,957	0	0	0	0	0
5000823 VOLUNTEER TRAINING	0	30,000	0	30,000	30,000	30,000
0000008 State Aid Totals	34,957	30,000	0	30,000	30,000	30,000
0000009 Federal Aid						
5000992 CARES ACT	42,994	0	66,107	0	0	0
0000009 Federal Aid Totals	42,994	0	66,107	0	0	0
Rev Total for Div: 2001	778,418	1,044,363	772,092	1,110,937	1,110,937	1,110,937

BROOME COUNTY GOVERNMENT
 REVENUE AND APPROPRIATION SUMMARY
 BY DEPARTMENT AND DIVISION

FUND: 1010 General Operating
 DEPT: 20000000 Emergency Services
 DIV: 01 Emergency Services- Emergency Mgmt

Account	2022 Actuals	2023 Budget	2023 YTD Actuals As of 11/20/23	2024 Budget Requested	2024 Budget Recommended	2024 Budget Adopted
0000010 Personnel Service						
6001000 SALARIES FULL-TIME	3,170,646	3,665,710	2,695,568	3,879,064	3,879,064	3,879,064
6001001 SALARIES PART-TIME	169,469	356,689	133,955	344,631	344,631	344,631
6001002 SALARIES TEMPORARY	142,532	107,160	70,321	96,435	96,435	96,435
6001003 SALARIES OVERTIME	284,544	220,263	290,358	220,263	220,263	220,263
6001004 SALARIES SHIFT DIFFERENTIAL	33,175	47,698	27,177	47,698	47,698	47,698
6001006 OUT OF TITLE PAY	5,431	1,384	4,964	4,980	4,980	4,980
6001008 STAND-BY PAY	14,935	22,448	12,245	22,448	22,448	22,448
6001012 HOLIDAY OVERTIME PAY	0	0	0	64,295	64,295	64,295
0000010 Personnel Service Totals	3,820,732	4,421,352	3,234,588	4,679,814	4,679,814	4,679,814
0000020 Equipment and Capital Outlay						
6002709 OTHER OPERATIONAL EQUIPMENT	0	38,000	9,240	40,000	40,000	40,000
0000020 Equipment and Capital Outlay Totals	0	38,000	9,240	40,000	40,000	40,000
0000040 Contractual Expenditures						
6004010 BOOKS AND SUBSCRIPTIONS	1,018	3,250	223	3,250	3,250	3,250
6004012 OFFICE SUPPLIES	5,341	5,342	4,387	5,342	5,342	5,342
6004022 FUEL AND HEATING SUPPLIES	7,062	10,000	4,493	10,000	10,000	10,000
6004030 FOOD AND BEVERAGES	1,962	2,000	1,757	2,000	2,000	2,000
6004041 PHOTOGRAPHIC SUPPLIES	1,265	5,500	546	5,500	5,500	5,500
6004043 ARSON INVESTIGATION SUPPLIES	5,734	9,425	7,364	13,275	13,275	13,275
6004045 TRAINING AND EDUCATIONAL SUPPL	8,872	12,049	8,254	37,049	37,049	37,049
6004048 MISC OPERATIONAL SUPPLIES	182	3,118	5,006	14,118	14,118	14,118
6004052 UNIFORMS	0	0	0	21,000	21,000	21,000
6004100 POSTAGE AND FREIGHT	285	150	450	150	150	150
6004101 TELEPHONE	205	0	0	0	0	0
6004105 DUES AND MEMBERSHIPS	878	1,555	1,442	1,555	1,555	1,555
6004106 GENERAL OFFICE EXPENSES	2,842	2,885	1,958	2,885	2,885	2,885
6004113 WATER AND SEWAGE CHARGES	382	350	404	350	350	350
6004115 ELECTRIC CURRENT	36,366	40,000	34,799	40,000	40,000	40,000
6004136 OPERATIONAL EQUIPMENT REPAIRS	8,873	7,544	8,864	7,544	7,544	7,544
6004138 OTHER OPERATIONAL EXPENSES	117,995	26,308	27,479	24,308	24,308	24,308
6004160 MILEAGE AND PARKING-LOCAL	407	1,464	485	1,464	1,464	1,464
6004161 TRAVEL HOTEL AND MEALS	2,024	2,360	2,466	2,360	2,360	2,360
6004162 EDUCATION AND TRAINING	5,568	54,680	50,168	54,680	54,680	54,680
6004200 PROPERTY LOSS	3,687	0	3,471	0	0	0
6004255 CONTRACTED SERVICES	370,614	446,445	346,300	389,700	389,700	389,700
6004570 INSTRUCTOR SERVICES	79,180	90,067	67,653	70,000	70,000	70,000

REPORT:BP033

BROOME COUNTY GOVERNMENT
REVENUE AND APPROPRIATION SUMMARY
BY DEPARTMENT AND DIVISION

FUND: 1010 General Operating
DEPT: 20000000 Emergency Services
DIV: 01 Emergency Services- Emergency Mgmt

Account	2022 Actuals	2023 Budget	2023 YTD Actuals As of 11/20/23	2024 Budget Requested	2024 Budget Recommended	2024 Budget Adopted
6004573 OTHER FEES FOR SERVICES	3,011	18,000	5,691	8,000	8,000	8,000
6004599 EOC EXPENSES	282,129	0	0	0	0	0
0000040 Contractual Expenditures Totals	945,882	742,492	583,660	714,530	714,530	714,530
0000041 Chargeback Expenses						
6004602 INSURANCE PREMIUM CHARGEBACK	30,021	37,691	28,268	42,803	42,803	42,803
6004606 TELEPHONE BILLING ACCOUNT	0	0	0	18,803	18,803	18,803
6004609 DATA PROCESSING CHARGEBACKS	0	225,180	175,982	217,420	217,420	217,420
6004615 GASOLINE CHARGEBACK	9,850	20,250	8,258	15,975	15,975	15,975
6004616 FLEET SERVICE CHARGEBACK	22,500	31,500	31,500	36,000	36,000	36,000
6004619 BUILDING SERVICE CHARGEBACK	7,843	7,843	5,882	7,843	7,843	7,843
0000041 Chargeback Expenses Totals	70,214	322,464	249,890	338,844	338,844	338,844
0000080 Employee Benefits						
6008001 STATE RETIREMENT	537,097	754,277	548,884	743,138	743,138	743,138
6008002 SOCIAL SECURITY	280,047	338,043	237,838	368,825	368,825	368,825
6008004 WORKERS COMPENSATION	42,811	33,521	25,141	35,533	35,533	35,533
6008006 LIFE INSURANCE	359	1,260	290	1,290	1,290	1,290
6008007 HEALTH INSURANCE	535,633	635,571	453,109	778,039	778,039	778,039
6008009 RETIREE HEALTH INSURANCE	76,441	78,981	96,904	117,545	117,545	117,545
6008010 DISABILITY INSURANCE	4,420	6,072	3,443	6,072	6,160	6,160
0000080 Employee Benefits Totals	1,476,808	1,847,725	1,365,609	2,050,442	2,050,530	2,050,530
Exp Total for Div: 2001	6,313,636	7,372,033	5,442,987	7,823,630	7,823,718	7,823,718
Total for Div: 20000000	-5,535,218	-6,327,670	-4,670,895	-6,712,693	-6,712,781	-6,712,781

Emergency Services

E-911

Mission Statement

To provide for a universal 911 emergency telephone reporting system within Broome County. To provide, within the confines of revenue produced through the 911 surcharge, a communications system and enhancements to public safety agencies in the county with the 911 system.

Description

The 911 system is funded through the 911 telephone bill surcharge and the E-911 wireless surcharge. These surcharges provide revenue for the operation and maintenance of the system and enables enhancement of the communications system.

2024 Objectives

- Cover recurring expenses within the 911 center.
- Implement efficiencies within the 911 center.
- Build a mental wellness program for dispatchers.

2024 Budget Highlights

- Maintain services to public safety agencies and the public who relies on this critical service.
- Improve communications systems to enhance first responder safety and to provide needed interoperability between agencies.
- Improve efficiency in the communications system.
- Continue to build reserves for future planned infrastructure projects.

Emergency Services 20020003
911

<u>Title of Position</u>	<u>Grade/Unit</u>	As of June 15, 2023				
		<u>2022 Actuals</u>	<u>Current Authorized</u>	<u>2024 Requested</u>	<u>2024 Recommended</u>	<u>2024 Adopted</u>
<u>Full-Time Positions</u>						
Senior Emergency Services Dispatcher*	22 BAPA	2	2	0	0	0
Total Full-Time Positions		2	2	0	0	0
<u>Part-Time Positions</u>						
None						
Total Part-Time Positions		0	0	0	0	0
Total Positions		2	2	0	0	0

*Two positions transferred from 20020003 to 20010003 in 2024

BROOME COUNTY GOVERNMENT
 REVENUE AND APPROPRIATION SUMMARY
 BY DEPARTMENT AND DIVISION

FUND: 1010 General Operating
 DEPT: 20000000 Emergency Services
 DIV: 02 Emergency Svcs-911 Comm

Account	2022 Actuals	2023 Budget	2023 YTD Actuals As of 11/20/23	2024 Budget Requested	2024 Budget Recommended	2024 Budget Adopted
0000007 Misc Interfund Revenues						
5000535 911 SURCHARGE - LANDLINE	241,701	198,075	138,237	198,075	198,075	198,075
5000548 911 - LANDLINE UPGRADE	788,316	735,705	482,125	735,705	735,705	735,705
5000561 TRANSFER FROM RESERVE FUND	0	35,268	35,268	0	0	0
0000007 Misc Interfund Revenues Totals	1,030,017	969,048	655,630	933,780	933,780	933,780
Rev Total for Div: 2002	1,030,017	969,048	655,630	933,780	933,780	933,780
0000010 Personnel Service						
6001000 SALARIES FULL-TIME	122,462	133,453	104,934	0	0	0
6001003 SALARIES OVERTIME	7,479	26,000	2,673	0	0	0
6001004 SALARIES SHIFT DIFFERENTIAL	2,439	6,000	2,197	0	0	0
6001008 STAND-BY PAY	213	1,000	115	0	0	0
0000010 Personnel Service Totals	132,593	166,453	109,919	0	0	0
0000040 Contractual Expenditures						
6004199 RADIO EQUIPMENT LEASE	0	553,817	151,371	553,817	553,817	553,817
6004595 TRANSFER TO RESERVE	0	181,888	0	379,963	379,963	379,963
0000040 Contractual Expenditures Totals	0	735,705	151,371	933,780	933,780	933,780
0000060 Principal on Indebtedness						
6006008 PRINCIPAL ON CAPITAL LEASE	135,743	0	0	0	0	0
0000060 Principal on Indebtedness Totals	135,743	0	0	0	0	0
0000070 Interest on Indebtedness						
6007005 INTEREST ON CAPITAL LEASE	15,628	0	0	0	0	0
0000070 Interest on Indebtedness Totals	15,628	0	0	0	0	0
0000080 Employee Benefits						

REPORT:BP033

BROOME COUNTY GOVERNMENT
REVENUE AND APPROPRIATION SUMMARY
BY DEPARTMENT AND DIVISION

FUND: 1010 General Operating
DEPT: 20000000 Emergency Services
DIV: 02 Emergency Svcs-911 Comm

Account	2022 Actuals	2023 Budget	2023 YTD Actuals As of 11/20/23	2024 Budget Requested	2024 Budget Recommended	2024 Budget Adopted
6008001 STATE RETIREMENT	24,524	28,172	20,444	0	0	0
6008002 SOCIAL SECURITY	9,564	10,209	7,984	0	0	0
6008006 LIFE INSURANCE	9	30	7	0	0	0
6008007 HEALTH INSURANCE	25,138	28,479	21,238	0	0	0
0000080 Employee Benefits Totals	59,235	66,890	49,673	0	0	0
Exp Total for Div: 2002	343,199	969,048	310,963	933,780	933,780	933,780
Total for Div: 20000000	686,818	0	344,667	0	0	0

BROOME COUNTY GOVERNMENT
 REVENUE AND APPROPRIATION SUMMARY
 BY DEPARTMENT AND DIVISION

FUND: 1010 General Operating
 DEPT: 20000000 Emergency Services
 DIV: 03 Emergency Services-911 Wireless

Account	2022 Actuals	2023 Budget	2023 YTD Actuals As of 11/20/23	2024 Budget Requested	2024 Budget Recommended	2024 Budget Adopted
0000007 Misc Interfund Revenues						
5000541 911 SURCHARGE - WIRELESS	560,341	573,429	423,090	573,429	573,429	573,429
5000547 911 - WIRELESS UPGRADE	2,054,408	2,102,571	1,551,197	2,102,571	2,102,571	2,102,571
0000007 Misc Interfund Revenues Totals	2,614,749	2,676,000	1,974,287	2,676,000	2,676,000	2,676,000
Rev Total for Div: 2003	2,614,749	2,676,000	1,974,287	2,676,000	2,676,000	2,676,000
0000040 Contractual Expenditures						
6004010 BOOKS AND SUBSCRIPTIONS	0	305	0	305	305	305
6004012 OFFICE SUPPLIES	3,417	5,000	359	5,000	5,000	5,000
6004045 TRAINING AND EDUCATIONAL SUPPL	499	600	549	600	600	600
6004046 GAS OIL GREASE AND DIESEL FUEL	13,110	12,000	0	14,000	14,000	14,000
6004048 MISC OPERATIONAL SUPPLIES	7,002	12,100	9,539	15,100	15,100	15,100
6004101 TELEPHONE	35,666	49,000	23,781	49,000	49,000	49,000
6004105 DUES AND MEMBERSHIPS	597	1,075	250	1,075	1,075	1,075
6004106 GENERAL OFFICE EXPENSES	1,367	1,500	1,794	1,500	1,500	1,500
6004136 OPERATIONAL EQUIPMENT REPAIRS	104	0	0	0	0	0
6004138 OTHER OPERATIONAL EXPENSES	164,329	263,441	173,556	259,937	259,937	259,937
6004160 MILEAGE AND PARKING-LOCAL	581	500	463	500	500	500
6004161 TRAVEL HOTEL AND MEALS	3,823	14,462	3,383	14,462	14,462	14,462
6004162 EDUCATION AND TRAINING	20,604	33,992	23,095	30,496	30,496	30,496
6004196 COPYING MACHINE RENTALS	7,414	7,500	8,199	7,500	7,500	7,500
6004199 RADIO EQUIPMENT LEASE	0	1,582,753	1,474,738	1,582,753	1,582,753	1,582,753
6004595 TRANSFER TO RESERVE	0	519,818	0	519,818	519,818	519,818
0000040 Contractual Expenditures Totals	258,513	2,504,046	1,719,706	2,502,046	2,502,046	2,502,046
0000041 Chargeback Expenses						
6004609 DATA PROCESSING CHARGEBACKS	109,954	109,954	109,954	109,954	109,954	109,954
6004610 PERSONNEL SERVICES CHARGEBACKS	45,000	45,000	0	45,000	45,000	45,000
6004621 BUILDING AND LAND RENTAL CHARG	17,000	17,000	17,000	19,000	19,000	19,000
0000041 Chargeback Expenses Totals	171,954	171,954	126,954	173,954	173,954	173,954
0000060 Principal on Indebtedness						

REPORT:BP033

BROOME COUNTY GOVERNMENT
REVENUE AND APPROPRIATION SUMMARY
BY DEPARTMENT AND DIVISION

FUND: 1010 General Operating
DEPT: 20000000 Emergency Services
DIV: 03 Emergency Services-911 Wireless

Account	2022 Actuals	2023 Budget	2023 YTD Actuals As of 11/20/23	2024 Budget Requested	2024 Budget Recommended	2024 Budget Adopted
6006008 PRINCIPAL ON CAPITAL LEASE	926,768	0	0	0	0	0
0000060 Principal on Indebtedness Totals	926,768	0	0	0	0	0
0000070 Interest on Indebtedness						
6007005 INTEREST ON CAPITAL LEASE	547,970	0	0	0	0	0
0000070 Interest on Indebtedness Totals	547,970	0	0	0	0	0
Exp Total for Div: 2003	1,905,205	2,676,000	1,846,660	2,676,000	2,676,000	2,676,000
Total for Div: 20000000	709,544	0	127,627	0	0	0

Emergency Services

STOP-DWI

Mission Statement

To develop and coordinate a comprehensive DWI counter-measure program to reduce impaired driving related crashes, injuries and fatalities.

Description

STOP-DWI stands for “Special Traffic Options Program for Driving While Intoxicated”. The STOP-DWI program was enacted by the State Legislature in 1981 for the purposes of empowering county governments to coordinate local efforts to reduce the incidence of impaired driving within the context of a comprehensive and financially self-sustaining highway safety program.

Pursuant to Article 31 Section 1197 of the New York State Vehicle and Traffic Law and 15 NYCRR Part 172 of the Commissioner’s Rules and Regulations, the Broome County STOP-DWI Program develops and coordinates a comprehensive DWI countermeasures program that places a priority on general deterrence, the prevention of impaired driving through high visibility enforcement and prosecution efforts. To that end, STOP-DWI funds enhanced police patrols that are dedicated to DWI enforcement as well as provides specialized breath testing equipment and video cameras to police agencies. The District Attorney’s office receives funds for a prosecutor to specialize in felony DWI prosecutions. STOP-DWI also provides funding to the Broome County Probation Department to deal with recidivist DWI offenders.

In addition, STOP-DWI funds an effective traditional and social media campaign in order to heighten public awareness about the dangers of impaired driving and to promote the enforcement and prosecution efforts. STOP-DWI serves as the ignition interlock device monitor for all DWI conditional discharge cases in Broome County.

STOP-DWI also sponsors numerous training seminars for prosecutors, police, educators, and treatment professionals who work with various aspects of the impaired driving issues. STOP-DWI works with area middle and high schools and conducts numerous community outreach programs. The STOP-DWI Program also uses the popularity of sports to further promote its safe driving and healthy lifestyles message.

STOP-DWI operates pursuant to 15 NYCRR Part 172 of the Commissioners Rules and Regulations which limits funding to enhancement programs which reduce the incidence of impaired driving. Broome County’s STOP-DWI Program is supported entirely by the fines of people convicted of driving while intoxicated, DWI probation supervision fees, and state and federal grants.

2024 Objectives

Enforcement and Adjudication Component

- Continue the high visibility STOP-DWI Task Force Program using specially marked patrol vehicles and overtime patrols that are dedicated to DWI enforcement.
- Purchase specialized breath testing equipment and supplies for DWI enforcement.
- Support specialized crash investigation and reconstruction efforts among Broome County’s law enforcement agencies.

- Support the Drug Recognition Expert (DRE) program with area police agencies.
- Continue the STOP-DWI prosecution program with the Broome County District Attorney's office.
- Continue the STOP-DWI probation program with the Broome County Probation Department.
- Continue funding an in-house random drug testing program for DWI probationers.
- Continue monitoring interlock devices for conditional discharge cases.

Education and Public Awareness Component

- Continue specialized education programs for enforcement, prosecution, education, and treatment professionals who work with various aspects of the impaired driving issues.
- Continue to offer TIPS Alcohol Server Training Program to on-premise (bars, taverns) and off-premise (caterers) establishments and to work with licensed establishments on the prevention of impaired driving.
- Conduct community outreach public speaking engagements, and make videos, displays, and printed materials available to schools and other organizations.
- Continue to support education and public awareness activities in middle schools and high schools.
- Conduct a comprehensive electronic and print advertising campaign to promote awareness about the DWI issue.
- Conduct special projects/events such as Teen Traffic Safety Day to further promote the STOP-DWI and healthy lifestyles message to youth and the community.

Administrative/Evaluation Component:

- Work with the STOP-DWI Advisory Board, local officials and public and private community organizations to develop and coordinate a comprehensive DWI countermeasure program.
- Monitor and evaluate traffic crash, arrest, and conviction data to assess the effectiveness of Broome County's effort.

- Coordinate local efforts to implement the Ignition Interlock Device (IID) requirements of Leandra's Law.
- Seek private/corporate sponsorship to help finance education and promotional efforts.

2024 Budget Highlights

- Application of DWI fine revenues to cover program expenses resulting in no cost to local taxpayers.
- Application of DWI Probation Supervision Fees to fund STOP-DWI's Probation programming.
- Zero application of STOP-DWI fund balance.
- Maintaining a comprehensive DWI countermeasures program with declining DWI fine revenues.
- Providing financial assistance to county and local law enforcement to purchase specialized equipment and fund overtime patrols.
- STOP-DWI Coordinator activities will be performed by the Public Safety Program Coordinator.

Emergency Services 20050003
 STOP-DWI†

<u>Title of Position</u>	<u>Grade/Unit</u>	As of June 15, 2023				
		<u>2022 Actuals</u>	<u>Current Authorized</u>	<u>2024 Requested</u>	<u>2024 Recommended</u>	<u>2024 Adopted</u>
<u>Full-Time Positions</u>						
STOP-DWI Coordinator*	22 Admin	1	1	0	0	0
Secretary**	13 CSEA	1	1	0	0	0
Total Full-Time Positions		2	2	0	0	0
<u>Part-Time Positions</u>						
None						
Total Part-Time Positions		0	0	0	0	0
Total Positions		2	2	0	0	0

†Transferred from Department 24000003 in 2024

*One position unfunded since 2017

**One position unfunded since 2021

REPORT:BP033

BROOME COUNTY GOVERNMENT
REVENUE AND APPROPRIATION SUMMARY
BY DEPARTMENT AND DIVISION

FUND: 1010 General Operating
DEPT: 20000000 Emergency Services
DIV: 05 Emergency Services-STOP DWI

Account	2022 Actuals	2023 Budget	2023 YTD Actuals As of 11/20/23	2024 Budget Requested	2024 Budget Recommended	2024 Budget Adopted
0000005 Fines and Forfeitures						
5000491 STOP DWI FINES	0	0	0	80,000	80,000	80,000
5000492 DWI SUPERVISION FEES	0	0	0	20,000	20,000	20,000
0000005 Fines and Forfeitures Totals	0	0	0	100,000	100,000	100,000
0000009 Federal Aid						
5000946 FEDERAL AID - OTHER	0	0	0	20,000	20,000	20,000
0000009 Federal Aid Totals	0	0	0	20,000	20,000	20,000
Rev Total for Div: 2005	0	0	0	120,000	120,000	120,000
0000040 Contractual Expenditures						
6004010 BOOKS AND SUBSCRIPTIONS	0	0	0	150	150	150
6004012 OFFICE SUPPLIES	0	0	0	250	250	250
6004048 MISC OPERATIONAL SUPPLIES	0	0	0	1,000	1,000	1,000
6004105 DUES AND MEMBERSHIPS	0	0	0	450	450	450
6004137 ADVERTISING AND PROMOTION EXPE	0	0	0	30,399	30,399	30,399
6004146 SUBCONTRACTED PROGRAM EXPENSE	0	0	0	26,000	26,000	26,000
0000040 Contractual Expenditures Totals	0	0	0	58,249	58,249	58,249
0000041 Chargeback Expenses						
6004610 PERSONNEL SERVICES CHARGEBACKS	0	0	0	45,000	45,000	45,000
6004618 OFFICE SUPPLIES CHARGEBACK	0	0	0	381	381	381
0000041 Chargeback Expenses Totals	0	0	0	45,381	45,381	45,381
0000080 Employee Benefits						
6008009 RETIREE HEALTH INSURANCE	0	0	0	16,370	16,370	16,370
0000080 Employee Benefits Totals	0	0	0	16,370	16,370	16,370

REPORT:BP033

BROOME COUNTY GOVERNMENT
REVENUE AND APPROPRIATION SUMMARY
BY DEPARTMENT AND DIVISION

FUND: 1010 General Operating
DEPT: 20000000 Emergency Services
DIV: 05 Emergency Services-STOP DWI

Account	2022 Actuals	2023 Budget	2023 YTD Actuals As of 11/20/23	2024 Budget Requested	2024 Budget Recommended	2024 Budget Adopted
Exp Total for Div: 2005	0	0	0	120,000	120,000	120,000
Total for Div: 20000000	0	0	0	0	0	0
Total for Dept: 20000000	-4,138,856	-6,327,670	-4,198,601	-6,712,693	-6,712,781	-6,712,781

Probation

Probation Director

Deputy Director

Criminal Unit

Criminal Investigations
 Criminal Probation Supervision
 Interim and transfer Supervision
 Specialized DWI Caseload
 Specialized Sex Offender Caseload
 Specialized Domestic Violence Caseload
 Specialized gun involved cases
 Semi specialized mental health cases
 Victim Reparation
 Electronic Monitoring
 Sex Offender Registry
 DNA Collection
 Drug and Alcohol Testing
 Coordination with referral agencies
 Drug, Domestic Violence, Integrated Domestic
 Violence, Veteran's Courts
 Case Management System entries
 Risk Assessments
 Electronic Monitoring
 Grants
 Pre-Trial Release Program
 Ignition Interlock Device

Administration

Fiscal Management/ Budget/
 Personnel
 Restitution Collection and
 Disbursement to Crime Victims
 DWI Fine Collection for Broome
 County Court
 DWI Supervision Fees
 Records Management
 Grant reporting

Family Services Unit

Court Ordered Investigations
 Family Court and Youth Part Supervision
 Adjudicated Persons in Need of Supervision
 Juvenile Delinquents
 Adolescent Offenders
 Juvenile Offenders
 Support Cases and Family Offenses
 Adoption Investigations
 Comprehensive Assessments/ Reports
 Juvenile Delinquent Diversion Case Management
 Youth Part Voluntary Case Planning and
 Assessment
 Youth Assessment Screening Instrument, MAYSI-2
 Probation Tracking System, Caseload Explorer
 Juvenile Delinquent Diversion Victims' Satisfaction
 Youth Part Victims' Satisfaction
 Electronic Monitoring
 Victim Reparation
 Youth Part Special Programming
 Youth Part Pre-Trial
 Family Court Pre-Dispositional supervision

Probation

Mission Statement

The Broome County Probation Department is dedicated to reducing crime and delinquency and facilitating the rehabilitation of offenders of the law. This is accomplished through investigation, supervision, and diversion of offenders that have violated laws of the Family Court Act, the Penal Law, Vehicle and Traffic Law and other laws of the State of New York. This Department works closely with the Courts, police agencies, treatment agencies and other human service agencies in Broome County to rehabilitate offenders. The Probation Department strives to balance community safety with offender rehabilitation.

Description

The Criminal Division supervises all adults aged 18 and above who are placed on Probation by the criminal courts in Broome County. In addition to supervising general caseloads, officers supervise specialized caseloads that include domestic violence, sex offenders, DWI as well as GIVE caseloads (Gun Involved Violence Elimination). At the end of 2022, the Criminal Division was supervising 999 individuals. This supervision is accomplished via office visits, field calls and court appearances. The New York State Department of Criminal Justice Services/Office of Probation and Correctional Alternatives (DCJS/OPCA) acts as the regulatory agent for all NYS Probation Departments. They regulate the number of contacts made with each offender through mandatory risk assessments, dictate mandatory training requirements, guide, and advise on policy and oversee critical incident reporting.

The Probation Department is responsible for the completion of Pre-Sentence/ Pre-Plea reports which are critical to the criminal justice systems. These reports are psycho-social histories of individuals that are used to determine conviction sentences. They are referred to throughout Probation supervision and follow the offender to prison (if incarcerated) for DOCCS informational purposes. The Probation

Department also completes certificate of relief from disabilities investigations. These investigations can remove barriers for justice involved individuals from obtaining employment, licenses, and public housing. In total, the Criminal Division completed 839 investigations by the end of 2022.

The Criminal Division also provides Pre-Trial Release services as an alternative to incarceration for individuals who have been arrested but not yet convicted. The Pre-Trial Unit screened 1434 individuals in 2022. Of those screened 450 were released to Pre-Trial services and saved \$2,411,588 in jail costs. In addition, in 2022, 146 individuals were monitored on Electronic Monitoring for 12,187 days.

The Family Services Division provides Pre-Dispositional Investigations for Persons in Need of Supervision and Juvenile Delinquency petitions. The division also completes adoption Investigations as ordered by Family Court. The Division provides the Court Pre-Dispositional Supervision services for youth pending Court appearances which can also include Electronic Monitoring. Youth placed on Probation through Family Court are supervised according to the contact rules established by the State and mandatory risk assessments. The Family Unit also provides JD Diversion services to prevent youth from entering the Court system. Probation works closely with stakeholders including Social Services, community agencies, law enforcement and the County Attorney's Office. The goal is to divert youth from Court and avoid costly detention and out of home placements by engaging youth and families in community services and interventions to address the underlying causes for their behaviors.

In addition, the Family Services Division is responsible for the Raise the Age youth (16-18 year olds) that are adjudicated/convicted in Youth Part Court or removed to Family Court. As a part of the services provided to youth involved in the Youth Part Court, Probation provides Voluntary Case Planning and Assessment, Pre-Trial Services and Electronic Monitoring as an alternative to detention pending Court appearances, Pre-Plea and Pre-Sentence Investigations and Supervision if sentenced to Probation by the Court.

2024 Objectives

- Attempt to manage caseloads with increasingly higher levels of supervision requirements and needs. Probation and Pre-Trial has seen an increase in more serious and violent offenders being serviced by the Department. This trend has its roots in substance use, mental illness, and more weapons on the streets.
- This change in offenders sentenced to Probation has made for a more volatile clientele that require greater services and supervision. This change also raises concerns for our unarmed staff who routinely conduct field calls in the homes of offenders.
- The need to manage the changing offender demographics also impacts the Pre-Trial Unit. Since bail reform in 2020, offenders who historically would not be released to Pre-Trial are now being supervised. The trend has been for individuals to stay on Pre-Trial longer and more of these individuals are being monitored on Electronic Monitoring for extended periods of time.
- To manage un-funded New York State mandates, including increased mandatory training requirements for Peace Officers. All new officers need to have 4 weeks of fundamental training in Albany and 162 hours of Basic Course for Peace Officers. This equates to about 9 weeks of travel, food, and hotel expenses.
- To continue to provide community supervision to Probationers according to their criminogenic needs and risk levels through YASI, MAYSI-2, STATIC 99-R and COMPAS assessments.
- Comply with the GIVE mandates related to electronic monitoring and increased supervision contacts for gun involved offenders.
- Continued involvement with Drug Court, Domestic Violence Court, Youth Part Court, and the Integrated Domestic Violence Court. Continued participation in the DWI Impact Panel, Domestic Violence Impact Panel, Magistrates Association meetings, Juvenile Justice Task Force, and the Criminal Justice Advisory Board.
- Recruit and maintain staff.
- To increase participation in the GIVE (Gun Involved Violence Elimination) initiative by having a Probation Officer co-located at the Crime Analysis Center on a part time basis as well as having two officers carrying a half caseload of gun involved convictions.

2024 Budget Highlights

- It is anticipated that the New York State aid reimbursement rate for eligible Probation expenses will remain flat or be decreased.
- An increase in funding for education/training, electronic monitoring, travel expenses, and overtime is being requested due to State mandated supervision requirements for GIVE involved Probationers and expenses related to the increased training for Peace Officers mandated by the State.
- Pending the State budget, the Pre-Trial division may receive increased funding.

Probation 21010003

<u>Title of Position</u>	<u>Grade/Unit</u>	As of June 15, 2023				
		<u>2022 Actuals</u>	<u>Current Authorized</u>	<u>2024 Requested</u>	<u>2024 Recommended</u>	<u>2024 Adopted</u>
<u>Full-Time Positions</u>						
Probation Director Group B	G Admin	1	1	1	1	1
Deputy Probation Director Group B	D Admin	1	1	1	1	1
Probation Supervisor 1	23 BAPA	0	6	6	6	6
Probation Supervisor 1	21 BAPA	6	0	0	0	0
Senior Probation Officer/Probation Officer 2	21 CSEA	0	6	6	6	6
Senior Probation Officer/Probation Officer 2	19 CSEA	6	0	0	0	0
Probation Officer 1 *	19 CSEA	0	28	28	28	28
Probation Officer 1 Trainee	18 CSEA					
Probation Officer 1	17 CSEA	29	0	0	0	0
Probation Officer 1 Trainee	16 CSEA					
Principal Account Clerk	13 CSEA	1	1	1	1	1
Secretary	13 CSEA	1	1	1	1	1
Probation Assistant	14 CSEA	0	1	1	1	1
Probation Assistant	12 CSEA	2	0	0	0	0
Keyboard Specialist	8 CSEA	3	3	3	3	3
Account Clerk	7 CSEA	2	2	2	2	2
Total Full-Time Positions		52	50	50	50	50
<u>Part-Time Positions</u>						
None						
Total Part-Time Positions		0	0	0	0	0
Total Positions		52	50	50	50	50

* Two positions unfunded in 2024

REPORT:BP032

BROOME COUNTY GOVERNMENT
REVENUE AND APPROPRIATION SUMMARY BY DEPARTMENT

FUND: 1010 General Operating
DEPT: 21000000 Probation

Account	2022 Actuals	2023 Budget	2023 YTD Actuals As of 11/20/23	2024 Budget Requested	2024 Budget Recommended	2024 Budget Adopted
0000002 Departmental Income						
5000165 MISCELLANEOUS	0	2,100	0	2,100	2,100	2,100
5000208 RESTITUTION/REPARATION SURCHAR	5,134	7,941	3,475	10,291	10,291	10,291
5000333 OTHER DEPARTMENTAL CHARGEBACK	34,689	24,000	68,367	24,000	24,000	24,000
0000002 Departmental Income Total	39,823	34,041	71,842	36,391	36,391	36,391
0000007 Misc Interfund Revenues						
5000530 REFUNDS OF PRIOR YEARS EXPENDI	3,159	0	2,539	0	0	0
5000545 CREDIT CARD REBATES	12	0	0	0	0	0
0000007 Misc Interfund Revenues Total	3,171	0	2,539	0	0	0
0000008 State Aid						
5000808 OTHER STATE AID	254,500	0	0	110,000	110,000	110,000
5000814 PROBATION SERVICES	432,321	432,231	324,241	432,321	432,321	432,321
5000835 STATE AID	0	317,874	0	317,874	317,874	317,874
0000008 State Aid Total	686,821	750,105	324,241	860,195	860,195	860,195
0000009 Federal Aid						
5000946 FEDERAL AID - OTHER	70,325	7,386	138,853	8,097	8,097	8,097
0000009 Federal Aid Total	70,325	7,386	138,853	8,097	8,097	8,097
Rev Totals for Dept: 21000000	800,140	791,532	537,475	904,683	904,683	904,683
0000010 Personnel Service						
6001000 SALARIES FULL-TIME	1,989,538	2,664,265	1,824,002	2,829,521	2,727,193	2,727,193
6001003 SALARIES OVERTIME	0	10,000	0	10,000	10,000	10,000
0000010 Personnel Service Totals	1,989,538	2,674,265	1,824,002	2,839,521	2,737,193	2,737,193
0000040 Contractual Expenditures						

BROOME COUNTY GOVERNMENT
 REVENUE AND APPROPRIATION SUMMARY BY DEPARTMENT

FUND: 1010 General Operating
 DEPT: 21000000 Probation

Account	2022 Actuals	2023 Budget	2023 YTD Actuals As of 11/20/23	2024 Budget Requested	2024 Budget Recommended	2024 Budget Adopted
6004012 OFFICE SUPPLIES	5,208	6,500	3,987	6,500	6,500	6,500
6004046 GAS OIL GREASE AND DIESEL FUEL	0	100	48	0	0	0
6004048 MISC OPERATIONAL SUPPLIES	9,746	20,000	9,746	22,000	20,000	20,000
6004055 COMPUTER SOFTWARE AND SUPPLIES	0	0	126	0	0	0
6004105 DUES AND MEMBERSHIPS	1,400	1,500	1,500	1,500	1,500	1,500
6004106 GENERAL OFFICE EXPENSES	1,018	1,500	1,170	1,500	1,500	1,500
6004136 OPERATIONAL EQUIPMENT REPAIRS	0	200	0	0	0	0
6004138 OTHER OPERATIONAL EXPENSES	453	750	377	4,750	4,750	4,750
6004146 SUBCONTRACTED PROGRAM EXPENSE	48,588	105,650	43,068	85,650	85,650	85,650
6004160 MILEAGE AND PARKING-LOCAL	465	1,000	385	2,000	2,000	2,000
6004161 TRAVEL HOTEL AND MEALS	2,711	25,000	12,003	30,000	30,000	30,000
6004162 EDUCATION AND TRAINING	432	1,600	2,499	11,600	11,600	11,600
6004169 DAY TRIP MEAL REIMBURSEMENT	0	400	0	400	400	400
6004196 COPYING MACHINE RENTALS	4,689	6,000	4,175	6,000	6,000	6,000
6004573 OTHER FEES FOR SERVICES	415	10,000	2,799	8,000	8,000	8,000
6004591 CASH SHORT AND OVER	0	0	-4	0	0	0
0000040 Contractual Expenditures Totals	75,125	180,200	81,879	179,900	177,900	177,900
0000041 Chargeback Expenses						
6004602 INSURANCE PREMIUM CHARGEBACK	6,514	8,229	6,172	10,504	10,504	10,504
6004606 TELEPHONE BILLING ACCOUNT	0	1,196	598	1,017	1,017	1,017
6004609 DATA PROCESSING CHARGEBACKS	0	22,235	476	24,720	24,720	24,720
6004615 GASOLINE CHARGEBACK	2,304	9,000	4,090	7,100	7,100	7,100
6004616 FLEET SERVICE CHARGEBACK	10,000	10,500	10,500	15,000	15,000	15,000
6004626 TRANSPORTATION SERVICES CHARGE	0	8,265	8,265	8,839	8,839	8,839
0000041 Chargeback Expenses Totals	18,818	59,425	30,101	67,180	67,180	67,180
0000080 Employee Benefits						
6008001 STATE RETIREMENT	287,316	455,852	317,647	452,045	438,937	438,937
6008002 SOCIAL SECURITY	144,744	203,817	131,713	216,094	208,266	208,266
6008004 WORKERS COMPENSATION	8,602	17,536	13,152	16,953	16,953	16,953
6008006 LIFE INSURANCE	211	780	180	750	720	720
6008007 HEALTH INSURANCE	380,942	532,471	387,776	571,638	548,160	548,160
6008009 RETIREE HEALTH INSURANCE	545,811	569,052	494,259	604,273	604,273	604,273
6008010 DISABILITY INSURANCE	2,650	3,872	2,298	3,692	3,516	3,516
6008011 UNEMPLOYMENT INSURANCE	2,846	0	0	0	0	0
6008013 HEALTH INS - RETIRE INCENTIVE	5,743	0	0	0	0	0
0000080 Employee Benefits Totals	1,378,865	1,783,380	1,347,025	1,865,445	1,820,825	1,820,825

REPORT:BP032

BROOME COUNTY GOVERNMENT
REVENUE AND APPROPRIATION SUMMARY BY DEPARTMENT

FUND: 1010 General Operating
DEPT: 21000000 Probation

Account	2022 Actuals	2023 Budget	2023 YTD Actuals As of 11/20/23	2024 Budget Requested	2024 Budget Recommended	2024 Budget Adopted
0000090 Transfers						
6009002 TRANSFER TO GRANT FUND	105,980	121,706	121,706	126,355	126,355	126,355
0000090 Transfers Totals	105,980	121,706	121,706	126,355	126,355	126,355
Exp Totals for Dept: 21000000	3,568,326	4,818,976	3,404,713	5,078,401	4,929,453	4,929,453
Total for Dept: 21000000	-2,768,186	-4,027,444	-2,867,238	-4,173,718	-4,024,770	-4,024,770

Security Services

Commissioner of Public Works

Director of Security Services

Assistant Director of Security

Senior Security Services Investigator

Senior Security Services Investigator

Dog Shelter Manager

Patrol Unit / Operations

NYSPOA Director
Scheduling
NYS DCJS Liaison
Internal, confidential and Departmental investigations
County-Wide Best Key System
Facility Investigations
Special Events
Arena
Forum
Fleet Manager
Purchasing Agent
Facility Operations
DSS, CCSC, HEA, LIB, WPNH, Intermodal, Gov Com, Transit

Administrative Unit

Training Records
Property and Evidence processes
Employee and Events Parking
Secure financial transfers
Pre-employment, Vendor and Licensee screenings
Internal, confidential and Departmental investigations
County-Wide Access Control
Governmental Complex and Tri-Partite Security Services
Taxicab Administration and Licensing
Video Surveillance/AXON
Stop Arm Camera Program

Fraud Unit

Public Assistance Investigations
Front End Detection Program
Sanctions and Restitution
Medicaid, SNAP, Child Care and HEAP Fraud Investigations
Homeless Shelter Investigative Initiatives

Dog Shelter

Housing and care
Redemptions
Adoptions
Boarding
Pet Sign-Overs
Community Outreach
Municipal Contract Services

Public Works

Security Services

Mission Statement

Maintain a safe and orderly atmosphere upon County properties and elsewhere by rendering assistance, encouraging compliance and providing enforcement as necessary. Protect the County facilities and assets from damage and loss. Provide services as required, which are best provided by a security organization, to enhance governmental operations and reduce liability. To provide support to local Law Enforcement Agencies as needed. Provide specific Security related functions as may be required.

Description

The Division consists of four units, which are responsible for unique and separate services. Administrative Services include maintenance and operation of the County ID Badge System, pre-employment screening process, access control system, parking management, property and evidence management, video surveillance management, security records, equipment, training and evaluation of staff performance. Security Operations include uniformed security services at County facilities such as the Department of Social Services, Health, Airport, Arena, Forum, Parks, Government Complex, CCSC, Willow Point Rehabilitation and Nursing Center, Library and Intermodal. The Case Integrity Unit conducts welfare fraud for the Department of Social Services and internal investigations as needed. The Broome County Dog Shelter provides contracted dog shelter services for eleven towns and the City of Binghamton.

2024 Objectives

- Maintain a professional and safe environment for employees and visitors to County facilities through a comprehensive and efficient deployment of Security personnel and resources.
- Investigate recipient fraud in the Social Services benefit programs with a focus on Front End Detection System (FEDS), Safety Net and emergency housing programs.
- Migrate divisional records into ONBASE, transition tablets for EMS, patrol and investigations to enhance efficiencies and capabilities.
- Participate in various community outreach programs to increase awareness of the Dog Shelter to increase adoptions and reduce impoundments.
- Assess and purchase equipment as needed to increase efficiency and utilize newer technology to benefit the dogs while in the Shelter's care.
- Development and implementation of a K-9 program to better serve the community and our law enforcement partners.

2024 Budget Highlights

- Maintain a safe, family friendly environment for visitors to the Broome County Parks, Arena, Forum and special events.
- Continue administrative and enforcement efforts of the countywide stop arm camera program.
- Maintain technology and infrastructure resources with AXON, TASER, BEAST, PELCO and BEST Access System.
- Assess and upgrade current surveillance equipment to better serve in the detection and prosecution of suspected criminal activity.

Public Works 22000203,22000103
Security Services/Dog Shelter

<u>Title of Position</u>	<u>Grade/Unit</u>	As of June 15, 2023				
		<u>2022 Actuals</u>	<u>Current Authorized</u>	<u>2024 Requested</u>	<u>2024 Recommended</u>	<u>2024 Adopted</u>
<u>Full-Time Positions</u>						
Director of Security	I Admin	0	0	1	0	0
Director of Security	F Admin	1	1	0	1	1
Assistant Director of Security	26 Admin	0	0	1	0	0
Assistant Director of Security	23 Admin	1	1	0	1	1
Senior Security Supervisor	24 BAPA	0	0	1	0	0
Supervising Fraud Investigator *	23 BAPA	1	1	1	1	1
Security Supervisor	21 BAPA	0	6	6	6	6
Security Supervisor	18 BAPA	6	0	0	0	0
Dog Shelter Manager	17 BAPA	1	1	1	1	1
Assistant Dog Shelter Manager	16 BAPA	0	0	1	0	0
Senior Security Svcs Investigator	21 CSEA	0	2	2	2	2
Senior Security Svcs Investigator	20 CSEA	2	0	0	0	0
Security Services Investigator	20 CSEA	0	5	6	5	5
Security Services Investigator	17 CSEA	5	0	0	0	0
Senior Social Services Examiner	13 CSEA	1	1	1	1	1
Senior Security Officer II	18 CSEA	0	2	3	3	3
Security Officer II	16 CSEA	0	16	16	16	16
Security Officer II	12 CSEA	18	0	0	0	0
Social Services Examiner	11 CSEA	1	1	1	1	1
Senior Kennel Person	13 CSEA	0	1	1	1	1
Senior Kennel Person	9 CSEA	1	0	0	0	0
Keyboard Specialist	8 CSEA	1	1	1	1	1
Kennel Person	11 CSEA	0	1	1	1	1
Kennel Person	7 CSEA	1	0	0	0	0
Total Full-Time Positions		40	40	44	41	41
<u>Part-Time Positions</u>						
None						
Total Part-Time Positions		0	0	0	0	0
Total Positions		40	40	44	41	41

* One position unfunded since 2013

REPORT:BP032

BROOME COUNTY GOVERNMENT
REVENUE AND APPROPRIATION SUMMARY BY DEPARTMENT

FUND: 1010 General Operating
DEPT: 22000000 Security

Account	2022 Actuals	2023 Budget	2023 YTD Actuals As of 11/20/23	2024 Budget Requested	2024 Budget Recommended	2024 Budget Adopted
0000002 Departmental Income						
5000165 MISCELLANEOUS	6	0	0	0	0	0
5000187 REIMBURSEMENT - ANIMAL SHELTER	149,482	194,563	159,904	194,563	194,563	194,563
5000217 EVENTS - BASEMENT PARKING	32,662	55,000	35,959	35,000	35,000	35,000
5000226 SHELTER REVENUE	88,028	115,000	58,674	95,000	95,000	95,000
5000230 SECURITY SVCS - OUTSIDE USER	5,281	40,000	10,279	32,000	32,000	32,000
5000242 TAXI CAB INSPECTIONS	2,150	3,500	1,500	1,500	1,500	1,500
5000308 SECURITY SERVICES	2,122,140	2,536,310	1,291,291	2,775,930	2,775,930	2,775,930
5000333 OTHER DEPARTMENTAL CHARGEBACK	23,329	23,329	0	23,329	23,329	23,329
0000002 Departmental Income Total	2,423,078	2,967,702	1,557,607	3,157,322	3,157,322	3,157,322
0000003 Use of Money						
5000451 INTEREST AND EARNINGS	491	100	284	100	100	100
5000463 PARKING LOT	930	2,000	1,610	2,000	2,000	2,000
5000464 PARKING PLAZA	49,615	63,000	43,745	63,000	55,000	55,000
0000003 Use of Money Total	51,036	65,100	45,639	65,100	57,100	57,100
0000004 Licenses and Permits						
5000482 TAXI CAB LICENSES	33,325	43,500	33,220	35,000	35,000	35,000
0000004 Licenses and Permits Total	33,325	43,500	33,220	35,000	35,000	35,000
0000005 Fines and Forfeitures						
5000490 FINES & FORFEITED BAIL	350	0	390	0	0	0
0000005 Fines and Forfeitures Total	350	0	390	0	0	0
0000007 Misc Interfund Revenues						
5000530 REFUNDS OF PRIOR YEARS EXPENDI	4,689	0	3,769	0	0	0
5000533 UNCLASSIFIED REVENUES	28,542	30,000	30,228	0	0	0
5000534 TRANSFER FROM INSURANCE RESERV	932	281	170	0	0	0
5000540 GAIN FROM DISPOSITION OF ASSET	390	0	0	0	0	0
5000545 CREDIT CARD REBATES	73	0	0	0	0	0
5000546 Trust Account Inflows	47,474	0	0	0	0	0
5000561 TRANSFER FROM RESERVE FUND	0	84,897	84,897	0	0	0
0000007 Misc Interfund Revenues Total	82,100	115,178	119,064	0	0	0

BROOME COUNTY GOVERNMENT
 REVENUE AND APPROPRIATION SUMMARY BY DEPARTMENT

FUND: 1010 General Operating
 DEPT: 22000000 Security

Account	2022 Actuals	2023 Budget	2023 YTD Actuals As of 11/20/23	2024 Budget Requested	2024 Budget Recommended	2024 Budget Adopted
0000009 Federal Aid						
5000907 PUBLIC SAFETY GRANTS - FEDERAL	0	66,500	23,919	50,000	50,000	50,000
5000992 CARES ACT	18,594	0	0	0	0	0
0000009 Federal Aid Total	18,594	66,500	23,919	50,000	50,000	50,000
Rev Totals for Dept: 22000000	2,608,483	3,257,980	1,779,839	3,307,422	3,299,422	3,299,422
0000010 Personnel Service						
6001000 SALARIES FULL-TIME	1,656,637	2,131,024	1,524,378	2,459,705	2,272,433	2,272,433
6001002 SALARIES TEMPORARY	627,299	565,679	546,991	650,000	650,000	650,000
6001003 SALARIES OVERTIME	166,865	98,000	163,186	102,000	102,000	102,000
6001004 SALARIES SHIFT DIFFERENTIAL	15,496	16,200	12,448	15,000	15,000	15,000
6001008 STAND-BY PAY	8,388	8,500	7,443	9,000	9,000	9,000
6001009 OTHER PERSONNEL SERVICES	36	0	0	0	0	0
0000010 Personnel Service Totals	2,474,721	2,819,403	2,254,446	3,235,705	3,048,433	3,048,433
0000040 Contractual Expenditures						
6004004 MATERIAL & SUPPLIES-OTHER	1,087	0	0	0	0	0
6004010 BOOKS AND SUBSCRIPTIONS	1,286	500	608	500	500	500
6004012 OFFICE SUPPLIES	3,834	6,500	1,776	6,500	5,000	5,000
6004020 DPW BLDG SERVICE SUPPLIES	102	0	0	0	0	0
6004021 BLDG MAINTENANCE SUPPLIES	3,661	750	3,185	5,000	5,000	5,000
6004022 FUEL AND HEATING SUPPLIES	4,900	6,500	3,649	6,500	6,500	6,500
6004023 BLDG AND GROUNDS SUPPLIES	4,295	500	7,549	1,500	1,500	1,500
6004030 FOOD AND BEVERAGES	900	1,000	950	1,000	1,000	1,000
6004041 PHOTOGRAPHIC SUPPLIES	0	3,000	2,965	3,000	3,000	3,000
6004045 TRAINING AND EDUCATIONAL SUPPL	7,860	0	0	0	0	0
6004048 MISC OPERATIONAL SUPPLIES	32,844	49,000	26,165	52,000	50,000	50,000
6004050 ANIMAL FOOD	1,160	1,000	954	5,000	2,500	2,500
6004052 UNIFORMS	19,707	22,593	11,796	23,193	23,193	23,193
6004054 SAFETY SUPPLIES	0	1,500	1,590	1,500	1,500	1,500
6004055 COMPUTER SOFTWARE AND SUPPLIES	731	5,000	2,269	0	0	0
6004100 POSTAGE AND FREIGHT	-10	0	0	0	0	0

REPORT:BP032

BROOME COUNTY GOVERNMENT
REVENUE AND APPROPRIATION SUMMARY BY DEPARTMENT

FUND: 1010 General Operating
DEPT: 22000000 Security

Account	2022 Actuals	2023 Budget	2023 YTD Actuals As of 11/20/23	2024 Budget Requested	2024 Budget Recommended	2024 Budget Adopted
6004112 BLDG GROUNDS AND EQUIP REPAIR	2,988	0	892	0	0	0
6004113 WATER AND SEWAGE CHARGES	9,474	7,000	6,709	7,000	7,000	7,000
6004115 ELECTRIC CURRENT	6,218	7,000	5,535	7,000	7,000	7,000
6004117 BUILDING AND GROUNDS EXPENSES	7,686	4,500	4,038	5,000	5,000	5,000
6004123 MEDICAL HOSPITAL AND LAB EXPEN	0	0	4,970	0	0	0
6004130 MOTOR EQUIP REPAIRS AND MAINT	811	0	1,726	0	0	0
6004138 OTHER OPERATIONAL EXPENSES	29,297	50,500	75,712	50,806	50,806	50,806
6004139 Trust Account Outflows	6,841	0	0	0	0	0
6004161 TRAVEL HOTEL AND MEALS	1,747	1,500	139	1,500	1,500	1,500
6004162 EDUCATION AND TRAINING	3,978	4,740	990	4,740	4,740	4,740
6004192 SOFTWARE MAINTENANCE	1,677	0	0	0	0	0
6004196 COPYING MACHINE RENTALS	5,751	5,000	5,244	5,000	5,000	5,000
6004200 PROPERTY LOSS	932	281	170	0	0	0
6004402 LAB SERVICES	6,350	8,000	0	10,000	8,000	8,000
6004568 VETERINARIAN SERVICES	57,490	40,000	37,291	55,000	55,000	55,000
0000040 Contractual Expenditures Totals	223,597	226,364	206,872	251,739	243,739	243,739
0000041 Chargeback Expenses						
6004602 INSURANCE PREMIUM CHARGEBACK	7,245	8,088	6,066	8,433	8,433	8,433
6004606 TELEPHONE BILLING ACCOUNT	1,329	14,820	7,411	12,899	12,899	12,899
6004609 DATA PROCESSING CHARGEBACKS	13,504	41,855	34,639	88,518	88,518	88,518
6004610 PERSONNEL SERVICES CHARGEBACKS	23,329	23,329	0	23,329	23,329	23,329
6004614 OTHER CHARGEBACK EXPENSES	94	185	200	75	75	75
6004615 GASOLINE CHARGEBACK	13,580	54,675	21,142	43,133	43,133	43,133
6004616 FLEET SERVICE CHARGEBACK	47,500	52,500	52,500	66,000	66,000	66,000
6004617 DUPLICATING/PRINTING CHARGEBAC	1,347	732	855	1,077	1,077	1,077
6004618 OFFICE SUPPLIES CHARGEBACK	297	266	204	309	309	309
6004619 BUILDING SERVICE CHARGEBACK	4,388	5,000	3,750	5,000	5,000	5,000
6004626 TRANSPORTATION SERVICES CHARGE	32,682	43,985	43,984	39,974	39,974	39,974
0000041 Chargeback Expenses Totals	145,295	245,435	170,751	288,747	288,747	288,747
0000080 Employee Benefits						
6008001 STATE RETIREMENT	280,972	375,173	301,599	394,803	367,052	367,052
6008002 SOCIAL SECURITY	179,691	162,971	166,029	240,775	226,448	226,448
6008004 WORKERS COMPENSATION	31,421	30,605	22,954	31,245	31,245	31,245
6008006 LIFE INSURANCE	177	600	147	630	585	585
6008007 HEALTH INSURANCE	416,600	522,026	320,277	491,411	456,884	456,884
6008009 RETIREE HEALTH INSURANCE	124,971	135,573	111,761	136,789	136,789	136,789
6008010 DISABILITY INSURANCE	2,072	2,728	1,659	2,989	2,989	2,989

REPORT:BP032

BROOME COUNTY GOVERNMENT
REVENUE AND APPROPRIATION SUMMARY BY DEPARTMENT

FUND: 1010 General Operating
DEPT: 22000000 Security

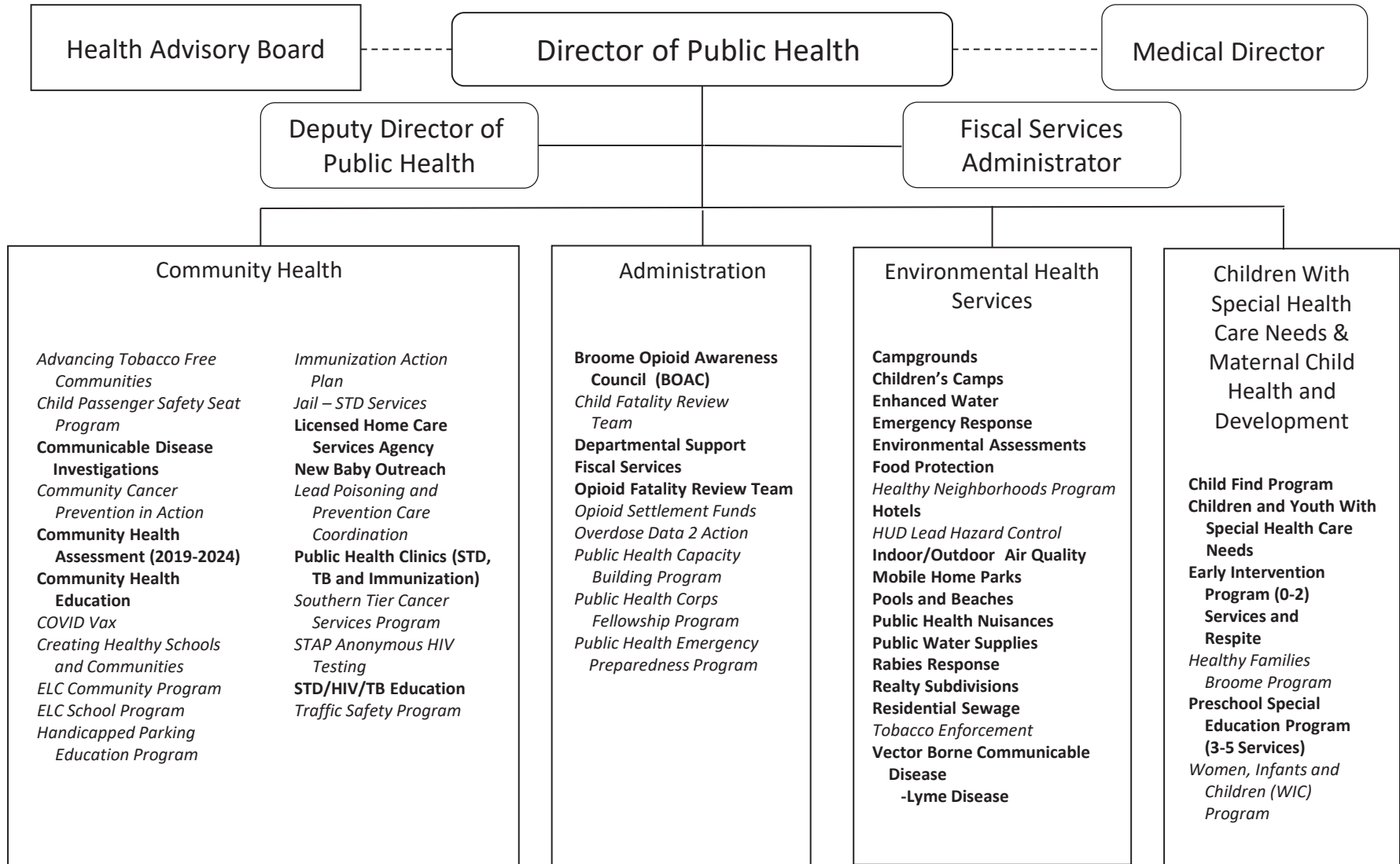
Account	2022 Actuals	2023 Budget	2023 YTD Actuals As of 11/20/23	2024 Budget Requested	2024 Budget Recommended	2024 Budget Adopted
6008011 UNEMPLOYMENT INSURANCE	10	0	0	0	0	0
6008013 HEALTH INS - RETIRE INCENTIVE	3,931	0	0	0	0	0
0000080 Employee Benefits Totals	1,039,845	1,229,676	924,426	1,298,642	1,221,992	1,221,992
Exp Totals for Dept: 22000000	3,883,458	4,520,878	3,556,495	5,074,833	4,802,911	4,802,911
Total for Dept: 22000000	-1,274,975	-1,262,898	-1,776,656	-1,767,411	-1,503,489	-1,503,489

This page is intentionally left blank.

Health

<u>Department/Division</u>	<u>Page</u>
Health Department	
Administration	202
Environmental Health	210
Community Health	214
Maternal Child Health and Development	220
Mental Health	228
Willow Point Rehabilitation and Nursing Center	
Administration and General	234
Nursing	243
Dietary	249
Cleanliness and Safety	253
Social Programs	258
Ancillaries	262
Debt Service	266
Transfers	268

Health Department



Program Key
Operating Budget, *Grant Funded*
 (listed alphabetically)

Community Health

- Advancing Tobacco Free Communities*
- Child Passenger Safety Seat Program*
- Communicable Disease Investigations**
- Community Cancer Prevention in Action*
- Community Health Assessment (2019-2024)**
- Community Health Education**
- COVID Vax*
- Creating Healthy Schools and Communities*
- ELC Community Program*
- ELC School Program*
- Handicapped Parking Education Program*
- Immunization Action Plan*
- Jail – STD Services*
- Licensed Home Care Services Agency**
- New Baby Outreach**
- Lead Poisoning and Prevention Care Coordination*
- Public Health Clinics (STD, TB and Immunization)**
- Southern Tier Cancer Services Program*
- STAP Anonymous HIV Testing*
- STD/HIV/TB Education**
- Traffic Safety Program*

Administration

- Broome Opioid Awareness Council (BOAC)**
- Child Fatality Review Team*
- Departmental Support**
- Fiscal Services**
- Opioid Fatality Review Team**
- Opioid Settlement Funds*
- Overdose Data 2 Action*
- Public Health Capacity Building Program*
- Public Health Corps Fellowship Program*
- Public Health Emergency Preparedness Program*

Environmental Health Services

- Campgrounds**
- Children’s Camps**
- Enhanced Water**
- Emergency Response**
- Environmental Assessments**
- Food Protection**
- Healthy Neighborhoods Program*
- Hotels**
- HUD Lead Hazard Control*
- Indoor/Outdoor Air Quality**
- Mobile Home Parks**
- Pools and Beaches**
- Public Health Nuisances**
- Public Water Supplies**
- Rabies Response**
- Realty Subdivisions**
- Residential Sewage**
- Tobacco Enforcement*
- Vector Borne Communicable Disease**
- Lyme Disease**

Children With Special Health Care Needs & Maternal Child Health and Development

- Child Find Program**
- Children and Youth With Special Health Care Needs**
- Early Intervention Program (0-2) Services and Respite**
- Healthy Families Broome Program*
- Preschool Special Education Program (3-5 Services)**
- Women, Infants and Children (WIC) Program*

Health Department Administration

Mission Statement

The Administration division establishes and maintains the health department's infrastructure to assure all public health services are delivered with the highest quality and in the most effective and consistent manner. The department strives to reduce inefficiencies, promote workforce development, practice cost containment strategies, and ensure compliance with regulations, accreditation standards and laws established by governing bodies. Administration serves as a "hub" between external recipients and internal recipients of services.

Description of Services

The Administration Division is composed of three units: fiscal, departmental support, and administration.

- The fiscal unit is responsible for all facets of the Health Department's finances. Under the direction of the Fiscal Services Administrator, the fiscal staff provide payroll and personnel processing, accounts payable and receivables, cash management, statistical and financial analysis, billing, claiming and grants management. In addition, the unit prepares complex financial and statistical reports including cost reports, state aid applications, and various reports for Health Department programs. Staff provides information and guidance on fiscal matters to the other divisions. Fiscal staff act as liaisons to agency and non-agency staff regarding fiscal and program operations, departmental budget requests, and grant programs. The Fiscal Services Administrator coordinates the budget process, fiscal procedures, and personnel activities for the entire Health Department.
- Departmental support assigned staff members are responsible for maintaining a clean and safe physical environment for the clients/visitors. Expenses support the infrastructure of the Health Department including telecommunications, service contracts, and information technology.
- Plans, directs, and administers all public health programs and services according to applicable laws and regulations as described in the Broome County Charter, Public Health Law and federal regulations.
- Serves as a primary and expert resource for establishing and maintaining public health policies, practices and capacity.
- Conducts public health surveillance, investigates public health issues, and evaluates public health interventions targeting chronic disease prevention and control, emerging infectious disease outbreaks, toxic exposures, environmental health problems, injuries, unintentional child fatalities, injuries or deaths due to motor vehicle, pedestrian and bicycle crashes, opioid overdoses, communicable diseases, maternal child health morbidity, and tobacco control and preventive cancer services.
- The Public Health Emergency Preparedness and Response Program improves the capacity of Broome County to prevent, protect against, mitigate, respond to, and recover from emergencies and disasters of public health significance. This mission is accomplished by maintaining and updating the Public Health Emergency Preparedness and Response Plan, conducting emergency exercises to test and improve upon current capabilities, and providing training and education to first responders, health department staff, the health and medical community, and the general public.
- The Broome-Tioga Regional Child Fatality Review Team (CFRT) is a multidisciplinary team of professionals established in 2019 pursuant to New York State Social Services Law to review the death of any child under the age of 18 whose death is unexpected or unexplained. Priority is given to instances where any child has an open case with Child Protective Services, an open preventative

services case in Broome or Tioga County, is in the care and custody or guardianship and custody of a Social Services or voluntary authorized agency, or a report was made to the New York Statewide Central Register of Child Abuse and Maltreatment regarding the fatality.

- Directs the 2019-2024 Community Health Assessment and Community Health Improvement Plan process, functions as a community liaison in the process, and during the annual updates.
- Provides oversight and verifies direction of proposed community health education and promotion activities. Oversees coordination and administers health education and health promotion activities in collaboration with other community agencies, stakeholders, residents, and elected officials.
- Provides direct supervision and direction to the fiscal and departmental support staff.

2024 Objectives

- Engage in meaningful research of community health status, measured by jurisdictional mortality, incidence, or prevalence of disease. Assess county characteristics and social determinants of health such as poverty, housing, unemployment, health disparities, and health literacy to determine health behaviors, adverse health events, and populations at risk.
- Coordinate stakeholders from all sectors to participate in the Community Health Improvement Plan.
- Develop a well-trained and competent workforce through assessing training needs and collaborative planning with institutions of higher learning; especially Binghamton University's Master's in Public Health Program, in order to maintain the technological tools of the public health infrastructure that are necessary to support all essential public health services. Continue to participate in the New York State Public Health Corps Program to build public health capacity that supports critical public health operations and increases response to future public health emergencies.
- Increase awareness of chronic disease prevention through evidence-based health promotion and education activities and strategies that encourage lifestyle changes and engages community members where they live, learn, work, play, and pray.
- Build the capacity of community organizations to provide health information and programming as part of "doing business" offering cost-effective programs that impact health outcomes and are easy to replicate.
- Collaborate with institutions of higher learning, especially Binghamton University's Master's in Public Health program to bring in expertise in planning and evaluation, epidemiologic studies, data collection, and management.
- Continue to support, coordinate, and develop the Broome Overdose Awareness Collaborative (BOAC) along with strengthening the planning capacity of the county to reduce the social and health harms related to the misuse of opioids and other drugs. The multidisciplinary council, led by the Broome County Overdose Prevention Coordinator, seeks to improve the county's response to the ever-changing overdose crisis facing residents and to reduce the incidence and prevalence of drug dependence and overdose death. Three new goals have been established for BOAC within the 2023-2026 strategic plan: 1) Improve access to basic needs, 2) Improve interagency coordination and 3) Advocate for policy change at local, regional, state and national levels.
- Provide oversight, monitoring and coordination of Opioid Settlement Funds as advised by federal, state and county authorities. Ensure funds are supporting the restricted approved uses as prescribed in the *Schedule C, Exhibit N of the Distributor Settlement* and reported appropriately to the documentation requirements in the National Opioid Settlement Funds Portal.
- The Public Health Emergency Preparedness Program will utilize grant funding to enhance infrastructure for responding to

emerging infectious diseases such as Mpox, Zika, Ebola and COVID-19 variants which may affect the health and safety of Broome County residents. This may include meeting with hospital personnel, convening drills, practicing donning and doffing of personal protective equipment, and communication exercises with EMS, hospital CMOs, and the County Executive Office.

- Continue COVID-19 response with the ELC grant funds. Ensuring data is collected on infection rate and hospitalization rate. Continuing to work collaboratively to bring resources for both testing and vaccination to school and the general community.
- The Broome-Tioga Regional Child Fatality Review Team will continue to improve our understanding of how and why children die in Broome and Tioga counties, identify systemic and policy issues and clinical and community interventions to improve child health, safety and protection, and to prevent other child deaths.

2024 Budget Highlights

- Continue to maintain emphasis on reducing the opioid crisis with the direction of the Broome County Opioid Prevention Coordinator and Overdose Data to Action Grant to help build and support the county response infrastructure.
- Maintain health education activities to provide for coordination of efforts to prevent diseases and encourage healthy lifestyles by building the capacity of community organizations and by seeking insurance reimbursement where appropriate.
- Improved community health assessment and surveillance activities through coordination with other community agencies.
- Continued maximization of grant funding to support operating budget as the focus of public health shifts from direct services provision to surveillance, assurance, and policy development.
- Prioritization of expenses to reflect identified staff needs for education and technology, while focusing on equitable salary levels for recruiting and retaining staff.

- Received a NYSDOH *Strengthen Public Health Workforce and Foundational Capabilities Grant* to help rebuild and retain local public health workforce after the effects of the COVID-19 pandemic.

Health 25010004 Administration		As of June 15, 2023				
<u>Title of Position</u>	<u>Grade/Unit</u>	<u>2022 Actuals</u>	<u>Current Authorized</u>	<u>2024 Requested</u>	<u>2024 Recommended</u>	<u>2024 Adopted</u>
<u>Full-Time Positions</u>						
Director of Public Health	I Admin	1	1	1	1	1
Deputy Director of Public Health	D Admin	1	1	1	1	1
Fiscal Services Administrator	24 Admin	1	1	1	1	1
Supervising Public Health Educator	21 BAPA	1	1	1	1	1
Senior Accountant	18 BAPA	1	1	1	1	1
Principal Account Clerk	13 CSEA	3	3	3	3	3
Secretary	13 CSEA	1	1	1	1	1
Senior Custodial Worker	9 CSEA	1	1	1	1	1
Total Full-Time Positions		10	10	10	10	10
<u>Part-Time Positions</u>						
Principal Account Clerk	13 CSEA	0	0	1	1	1
Senior Account Clerk	9 CSEA	1	1	0	0	0
Total Part-Time Positions		1	1	1	1	1
Total Positions		11	11	11	11	11

BROOME COUNTY GOVERNMENT
 REVENUE AND APPROPRIATION SUMMARY
 BY DEPARTMENT AND DIVISION

FUND: 1010 General Operating
 DEPT: 25000000 Health
 DIV: 01 Health-Administration

Account	2022 Actuals	2023 Budget	2023 YTD Actuals As of 11/20/23	2024 Budget Requested	2024 Budget Recommended	2024 Budget Adopted
25000000 Health						
0000002 Departmental Income						
5000331 CHARGEBACK TO GRANTS	183,920	223,308	165,052	211,043	211,043	211,043
5000335 COPIER CHARGEBACK	5,718	4,874	3,024	5,718	5,718	5,718
5000426 MISCELLANEOUS	280	0	165	0	0	0
0000002 Departmental Income Totals	189,918	228,182	168,241	216,761	216,761	216,761
0000003 Use of Money						
5000470 VENDING MACHINE	163	600	0	600	600	600
0000003 Use of Money Totals	163	600	0	600	600	600
0000007 Misc Interfund Revenues						
5000530 REFUNDS OF PRIOR YEARS EXPENDI	1,960	0	16,791	0	0	0
5000534 TRANSFER FROM INSURANCE RESERV	10,349	844	844	0	0	0
5000545 CREDIT CARD REBATES	371	0	0	0	0	0
0000007 Misc Interfund Revenues Totals	12,680	844	17,635	0	0	0
0000008 State Aid						
5000821 PUBLIC HEALTH WORK	789,003	883,048	525,775	890,765	890,765	890,765
0000008 State Aid Totals	789,003	883,048	525,775	890,765	890,765	890,765
Rev Total for Div: 2501	991,764	1,112,674	711,651	1,108,126	1,108,126	1,108,126
0000010 Personnel Service						
6001000 SALARIES FULL-TIME	512,129	608,202	475,022	643,852	643,852	643,852
6001001 SALARIES PART-TIME	26,728	25,483	0	27,911	27,911	27,911
6001002 SALARIES TEMPORARY	101,732	117,548	97,472	105,283	105,283	105,283
6001003 SALARIES OVERTIME	3,963	5,989	4,109	6,374	6,374	6,374
0000010 Personnel Service Totals	644,552	757,222	576,603	783,420	783,420	783,420

REPORT:BP033

BROOME COUNTY GOVERNMENT
REVENUE AND APPROPRIATION SUMMARY
BY DEPARTMENT AND DIVISION

FUND: 1010 General Operating
DEPT: 25000000 Health
DIV: 01 Health-Administration

Account	2022 Actuals	2023 Budget	2023 YTD Actuals As of 11/20/23	2024 Budget Requested	2024 Budget Recommended	2024 Budget Adopted
0000040 Contractual Expenditures						
6004010 BOOKS AND SUBSCRIPTIONS	735	734	282	734	734	734
6004012 OFFICE SUPPLIES	554	2,500	415	2,200	2,200	2,200
6004022 FUEL AND HEATING SUPPLIES	10,477	13,000	7,925	13,000	13,000	13,000
6004023 BLDG AND GROUNDS SUPPLIES	2,696	4,000	3,671	4,000	4,000	4,000
6004030 FOOD AND BEVERAGES	0	0	10	0	0	0
6004048 MISC OPERATIONAL SUPPLIES	100	0	346	0	0	0
6004100 POSTAGE AND FREIGHT	1,866	1,600	1,293	1,900	1,900	1,900
6004105 DUES AND MEMBERSHIPS	5,666	5,991	0	5,991	5,991	5,991
6004111 BUILDING AND LAND RENTAL	500,981	522,309	389,663	513,944	513,944	513,944
6004113 WATER AND SEWAGE CHARGES	2,166	2,595	1,444	2,595	2,595	2,595
6004115 ELECTRIC CURRENT	25,525	31,000	22,200	31,000	31,000	31,000
6004117 BUILDING AND GROUNDS EXPENSES	8,824	11,406	5,330	11,406	11,406	11,406
6004146 SUBCONTRACTED PROGRAM EXPENSE	125	0	38	0	0	0
6004147 OTHER PROGRAM EXPENSE	25,388	25,000	10,157	0	0	0
6004160 MILEAGE AND PARKING-LOCAL	0	100	0	100	100	100
6004161 TRAVEL HOTEL AND MEALS	986	1,980	855	2,275	2,275	2,275
6004162 EDUCATION AND TRAINING	0	1,324	970	1,324	1,324	1,324
6004164 NON-EMPLOYEE TRAVEL HOTEL & ME	0	0	2	0	0	0
6004165 ADVISORY BD/TRUSTEES EXPENSES	0	200	225	200	200	200
6004168 OTHER PERSONNEL EXPENSES	50	118	50	148	148	148
6004169 DAY TRIP MEAL REIMBURSEMENT	0	0	24	0	0	0
6004196 COPYING MACHINE RENTALS	4,502	4,590	3,281	4,590	4,590	4,590
6004200 PROPERTY LOSS	10,349	0	0	0	0	0
6004203 INSURANCE CLAIMS	0	844	844	0	0	0
6004413 OTHER HEALTH AND MEDICAL SERVI	123,756	131,181	97,755	139,052	139,052	139,052
6004500 ACCTG AND COST ALLOCATION SERV	1,500	1,500	1,500	1,500	1,500	1,500
6004505 CONTRACTED DATA PROCESSING SER	162	0	0	0	0	0
0000040 Contractual Expenditures Totals	726,408	761,972	548,280	735,959	735,959	735,959
0000041 Chargeback Expenses						
6004601 INDIRECT COSTS	484,923	471,341	0	460,528	460,528	460,528
6004602 INSURANCE PREMIUM CHARGEBACK	1,340	3,164	2,373	5,749	5,749	5,749
6004604 DPW SECURITY CHARGEBACKS	81,022	84,271	0	74,435	74,435	74,435
6004605 COUNTY ATTORNEY CHARGEBACKS	14,713	37,953	9,228	37,953	37,953	37,953
6004606 TELEPHONE BILLING ACCOUNT	11,031	10,953	4,154	11,031	11,031	11,031
6004609 DATA PROCESSING CHARGEBACKS	69,370	53,515	15,316	51,195	51,195	51,195
6004614 OTHER CHARGEBACK EXPENSES	132	20	35	35	35	35
6004615 GASOLINE CHARGEBACK	-1,407	295	543	533	533	533
6004616 FLEET SERVICE CHARGEBACK	747	378	9,616	1,080	1,080	1,080
6004617 DUPLICATING/PRINTING CHARGEBA	2,485	2,129	1,950	2,485	2,485	2,485

BROOME COUNTY GOVERNMENT
 REVENUE AND APPROPRIATION SUMMARY
 BY DEPARTMENT AND DIVISION

FUND: 1010 General Operating
 DEPT: 25000000 Health
 DIV: 01 Health-Administration

Account	2022 Actuals	2023 Budget	2023 YTD Actuals As of 11/20/23	2024 Budget Requested	2024 Budget Recommended	2024 Budget Adopted
6004618 OFFICE SUPPLIES CHARGEBACK	354	259	160	354	354	354
6004619 BUILDING SERVICE CHARGEBACK	2,480	2,500	625	2,500	2,500	2,500
0000041 Chargeback Expenses Totals	667,190	666,778	44,000	647,878	647,878	647,878
0000080 Employee Benefits						
6008001 STATE RETIREMENT	47,393	144,381	103,201	138,204	138,204	138,204
6008002 SOCIAL SECURITY	44,899	57,904	40,393	59,933	59,933	59,933
6008004 WORKERS COMPENSATION	6,483	5,984	5,817	4,890	4,890	4,890
6008006 LIFE INSURANCE	63	210	54	193	193	193
6008007 HEALTH INSURANCE	177,701	224,993	167,972	207,226	207,226	207,226
6008009 RETIREE HEALTH INSURANCE	257,627	276,822	232,443	285,555	285,555	285,555
6008010 DISABILITY INSURANCE	672	901	546	757	757	757
6008013 HEALTH INS - RETIRE INCENTIVE	2,872	0	0	0	0	0
0000080 Employee Benefits Totals	537,710	711,195	550,426	696,758	696,758	696,758
Exp Total for Div: 2501	2,575,860	2,897,167	1,719,309	2,864,015	2,864,015	2,864,015
Total for Div: 25000000	-1,584,096	-1,784,493	-1,007,658	-1,755,889	-1,755,889	-1,755,889

Health Department Environmental Health

Mission Statement

To promote public health and prevent communicable disease, chronic conditions and injury by providing technical assistance to the regulated community and education to the public in various program areas, including, but not limited to, food service, emergency preparedness, water and air quality, rabies control, lead poisoning prevention, swimming pool inspections and public health nuisances. The Division is charged with the enforcement of the New York State Sanitary Code, the Broome County Sanitary Code and sections of the Public Health Law.

Description of Services

The Division of Environmental Health conducts routine inspections of approximately 1,500 regulated facilities, responds to complaints of public health nuisances, rabies control, enforces the Clean Indoor Air Act and the Adolescent Tobacco Use Prevention Act, reviews plans for public water and private sewage disposal systems, permitting and regulation of swimming pools, bathing beaches, mobile home parks, hotels/motels, food facilities, campgrounds, children camps, coordinates lead poisoning prevention efforts and Lyme disease education, conducts communicable disease outbreak investigations and educates facility operators with training courses and the general public with appearances and media releases. The Division of Environmental Health also responds to emergencies and participates in other department emergency planning initiatives.

2024 Objectives

- Continue to monitor and reduce public health hazards found during inspections within program areas, along with increased education and enforcement actions.
- Implement new program policies and procedures to maintain accountability and efficiency.
- Modify Environmental Health staff roles to meet the increasing demands with limited staff and funding.
- Increase educational awareness of Environmental Health issues via free in-house and on-line training courses, smart phone apps and media.
- Develop partnerships with all municipal code enforcement officers to minimize residential environmental hazards.

2024 Budget Highlights

- Minimize unnecessary and costly human post exposure prophylaxis by providing health care specialists the tools necessary to make sound judgments when providing treatment.
- Change job titles after retirements to make programs more cost effective.
- Continue to meet all New York State Department of Health program deliverables with a limited and static budget.

Health 25050004
 Environmental Health

As of
 June 15, 2023

<u>Title of Position</u>	<u>Grade/Unit</u>	2022 <u>Actuals</u>	Current <u>Authorized</u>	2024 <u>Requested</u>	2024 <u>Recommended</u>	2024 <u>Adopted</u>
<u>Full-Time Positions</u>						
Director of Environmental Health Services	D Admin	1	1	1	1	1
Senior Public Health Engineer	28 BAPA	1	1	1	1	1
Groundwater Management Specialist	23 BAPA	1	1	1	1	1
Senior Public Health Sanitarian	20 BAPA	2	2	2	2	2
Public Health Sanitarian	17 CSEA	4	4	4	4	4
Public Health Technician	14 CSEA	1	1	1	1	1
Secretary	13 CSEA	1	1	1	1	1
Keyboard Specialist	8 CSEA	1	1	1	1	1
Total Full-Time Positions		12	12	12	12	12
<u>Part-Time Positions</u>						
None						
Total Part-Time Positions		0	0	0	0	0
Total Positions		12	12	12	12	12

REPORT:BP033

BROOME COUNTY GOVERNMENT
REVENUE AND APPROPRIATION SUMMARY
BY DEPARTMENT AND DIVISION

FUND: 1010 General Operating

DEPT: 25000000 Health

DIV: 05 Health-Environmental Health

Account	2022 Actuals	2023 Budget	2023 YTD Actuals As of 11/20/23	2024 Budget Requested	2024 Budget Recommended	2024 Budget Adopted
0000002 Departmental Income						
5000118 FEES FOR SERVICES	225,604	257,017	199,767	243,947	243,947	243,947
5000119 PUBLIC HEALTH FINES	26,853	20,000	32,245	30,000	30,000	30,000
5000331 CHARGEBACK TO GRANTS	46,952	57,002	36,856	56,055	56,055	56,055
5000335 COPIER CHARGEBEACK	3,960	3,960	2,331	4,108	4,108	4,108
0000002 Departmental Income Totals	303,369	337,979	271,199	334,110	334,110	334,110
0000007 Misc Interfund Revenues						
5000530 REFUNDS OF PRIOR YEARS EXPENDI	137	0	110	0	0	0
0000007 Misc Interfund Revenues Totals	137	0	110	0	0	0
0000008 State Aid						
5000821 PUBLIC HEALTH WORK	325,182	396,003	185,089	424,132	424,132	424,132
5000824 RABIES	17,273	20,642	13,753	20,642	20,642	20,642
0000008 State Aid Totals	342,455	416,645	198,842	444,774	444,774	444,774
Rev Total for Div: 2505	645,961	754,624	470,151	778,884	778,884	778,884
0000010 Personnel Service						
6001000 SALARIES FULL-TIME	654,488	699,631	531,664	736,349	736,349	736,349
6001002 SALARIES TEMPORARY	16,791	22,875	5,594	24,100	24,100	24,100
0000010 Personnel Service Totals	671,279	722,506	537,258	760,449	760,449	760,449
0000040 Contractual Expenditures						
6004010 BOOKS AND SUBSCRIPTIONS	588	569	0	185	185	185
6004012 OFFICE SUPPLIES	1,031	1,500	121	1,500	1,500	1,500
6004061 ENVIRONMENTAL HEALTH SUPPLIES	412	7,901	487	7,901	7,901	7,901
6004062 MEDICAL LAB & CLINIC SUPPLIES	3,514	10,552	2,831	10,552	10,552	10,552
6004100 POSTAGE AND FREIGHT	1,112	1,000	1,162	2,060	2,060	2,060
6004105 DUES AND MEMBERSHIPS	0	20	0	20	20	20
6004137 ADVERTISING AND PROMOTION EXPE	202	100	0	240	240	240

BROOME COUNTY GOVERNMENT
 REVENUE AND APPROPRIATION SUMMARY
 BY DEPARTMENT AND DIVISION

FUND: 1010 General Operating
 DEPT: 25000000 Health
 DIV: 05 Health-Environmental Health

Account	2022 Actuals	2023 Budget	2023 YTD Actuals As of 11/20/23	2024 Budget Requested	2024 Budget Recommended	2024 Budget Adopted
6004160 MILEAGE AND PARKING-LOCAL	0	348	0	313	313	313
6004161 TRAVEL HOTEL AND MEALS	0	2,460	725	2,460	2,460	2,460
6004169 DAY TRIP MEAL REIMBURSEMENT	0	150	0	150	150	150
6004196 COPYING MACHINE RENTALS	3,979	5,000	3,072	5,000	5,000	5,000
6004402 LAB SERVICES	3,703	5,760	1,713	4,500	4,500	4,500
6004413 OTHER HEALTH AND MEDICAL SERVI	15,925	16,456	14,621	16,456	16,456	16,456
0000040 Contractual Expenditures Totals	30,466	51,816	24,732	51,337	51,337	51,337
0000041 Chargeback Expenses						
6004605 COUNTY ATTORNEY CHARGEBACKS	4,125	15,000	304	10,000	10,000	10,000
6004606 TELEPHONE BILLING ACCOUNT	2,521	3,000	1,515	2,521	2,521	2,521
6004609 DATA PROCESSING CHARGEBACKS	28,503	17,116	6,728	11,674	11,674	11,674
6004614 OTHER CHARGEBACK EXPENSES	35	2,330	0	750	750	750
6004615 GASOLINE CHARGEBACK	3,890	14,101	2,413	9,250	9,250	9,250
6004616 FLEET SERVICE CHARGEBACK	14,880	18,096	10,476	18,760	18,760	18,760
6004617 DUPLICATING/PRINTING CHARGEBAC	4,589	3,000	1,925	4,589	4,589	4,589
6004618 OFFICE SUPPLIES CHARGEBACK	3,588	3,700	3,071	3,600	3,600	3,600
0000041 Chargeback Expenses Totals	62,131	76,343	26,432	61,144	61,144	61,144
0000080 Employee Benefits						
6008001 STATE RETIREMENT	99,216	133,968	100,627	130,643	130,643	130,643
6008002 SOCIAL SECURITY	48,731	55,270	39,142	58,176	58,176	58,176
6008004 WORKERS COMPENSATION	6,769	6,418	5,365	5,093	5,093	5,093
6008006 LIFE INSURANCE	61	180	50	180	180	180
6008007 HEALTH INSURANCE	100,379	110,087	94,090	123,579	123,579	123,579
6008009 RETIREE HEALTH INSURANCE	190,024	215,245	152,664	186,861	186,861	186,861
6008010 DISABILITY INSURANCE	550	615	380	615	615	615
6008013 HEALTH INS - RETIRE INCENTIVE	4,539	0	0	0	0	0
0000080 Employee Benefits Totals	450,269	521,783	392,318	505,147	505,147	505,147
Exp Total for Div: 2505	1,214,145	1,372,448	980,740	1,378,077	1,378,077	1,378,077
Total for Div: 25000000	-568,184	-617,824	-510,589	-599,193	-599,193	-599,193

Health Department Community Health

Mission Statement

Broome County Health Department's Community Health Division focuses on promotion of maternal-child health, prevention of disease and the control of infectious diseases through the coordination of community resources, surveillance, health education, consultation and direct care based on community need.

Description of Services

Community Health Division fulfills its mission by providing:

- 1) Communicable disease surveillance, which investigates infectious diseases including those transmitted by direct contact, fomites, aerosol, ingestion, and vectors.
- 2) Public Health Clinic Services, including tuberculosis screenings and treatment of latent and active cases, STD detection and treatment, and immunizations for children and adults that are uninsured, underinsured or may not have a primary care provider.
- 3) Broome County Jail STD services for inmates at the Broome County Sheriff's Correctional Facility.
- 4) Anonymous and confidential HIV testing and counseling.
- 5) Maternal-child health, support, and outreach.
- 6) Lead poisoning prevention via outreach and education to local providers and community members.
- 7) Care coordination of identified lead poisoned children.
- 8) Immunization promotion and outreach including coordination of the Broome County Adult Immunization Coalition.
- 9) Provide New York State Immunization System (NYSIS) technical assistance to local school districts and medical providers.
- 10) Act as the local immunization resource for community members, providers, and educational institutions.

2024 Objectives

- Maintain a system to monitor infectious diseases by subgroup.
- Evaluate for tuberculosis infection and reduce transmission by providing targeted testing, education, surveillance, and direct service to populations at risk.
- Reduce the transmission of sexually transmitted diseases by providing education, surveillance, testing and treatment.
- Offer confidential and anonymous HIV testing.
- Improve breastfeeding initiation rates and duration through education provided to mothers of newborns through support of postpartum women and infants as soon after delivery as possible.
- Provide outreach to mothers and families with newborns including phone outreach and welcome packets to all new babies.
- Ensure appropriate newborn bloodspot screening, follow-up testing, and referral to services.
- Increase the number of children screened for lead poisoning at age one and two by providing information to parents, communicating with physicians, and providing referrals to the Environmental Health division and continuing screening of children enrolled in WIC.
- Facilitate care coordination and education to children with identified elevated blood lead levels and refer at risk dwellings for assessment.
- Utilize local data to expand resources and motivate action toward elimination of lead poisoning in collaboration with the Environmental Health Division and community agencies.
- Prevent and minimize vaccine-preventable diseases by providing education, surveillance and direct service as needed.
- Promote the "Immunization Quality Improvement for Providers" (IQIP) model to work with local providers to increase the

vaccination rates of children and adolescents.

- Build and strengthen the Broome County Adult Immunization Coalition to promote the importance of immunizations for adults.
- Increase staff development and training in their fields of expertise and programs, including communicable disease, Tuberculosis, sexually transmitted disease, and immunizations.

2024 Budget Highlights

- Continue to expand revenue collection procedures for all clinic services by establishing contracts with third party payers and continuing to bill for sexually transmitted disease services with patient approval.
- Maximize grant revenues to support the operating budget. Several grants help maintain our operating costs down; these include the IAP (Immunization Action Program) Grant, the STAP (Southern Tier Aids Program) Anonymous Grant, and the Broome County Sheriff's Correctional Facility Grant.
- Restructure division and titles to serve the community with cost-effective, evidence-based programming.

Health 25020004 Community Health		As of June 15, 2023				
<u>Title of Position</u>	<u>Grade/Unit</u>	<u>2022 Actuals</u>	<u>Current Authorized</u>	<u>2024 Requested</u>	<u>2024 Recommended</u>	<u>2024 Adopted</u>
<u>Full-Time Positions</u>						
Director of Community Health	C Admin	1	1	1	1	1
Public Health Nurse	20 CSEA	4	4	3	3	3
Public Health Educator	18 CSEA	0	1	1	1	1
Office Manager	16 BAPA	0	0	1	1	1
HIV Program Representative	14 CSEA	1	0	0	0	0
Senior Medical Assistant	13 CSEA	1	1	0	0	0
Health Program Specialist	8 CSEA	0	0	1	1	1
Total Full-Time Positions		7	7	7	7	7
<u>Part-Time Positions</u>						
Medical Director - Employee Health Services	NA	1	0	0	0	0
Nurse Practitioner	27 CSEA	1	1	1	1	1
Public Health Nurse*	20 CSEA	3	2	2	2	2
Keyboard Specialist**	8 CSEA	1	1	1	1	1
Receptionist Typist	7 CSEA	1	1	1	1	1
Total Part-Time Positions		7	5	5	5	5
Total Positions		14	12	12	12	12

* Moved two positions from Maternal Child Health and Development 25060004 in 2022

**Moved one position from Maternal Child Health and Development 25060004 in 2022

BROOME COUNTY GOVERNMENT
 REVENUE AND APPROPRIATION SUMMARY
 BY DEPARTMENT AND DIVISION

FUND: 1010 General Operating
 DEPT: 25000000 Health
 DIV: 02 Health-Community Health

Account	2022 Actuals	2023 Budget	2023 YTD Actuals As of 11/20/23	2024 Budget Requested	2024 Budget Recommended	2024 Budget Adopted
0000002 Departmental Income						
5000118 FEES FOR SERVICES	24,448	35,000	25,545	37,026	37,026	37,026
5000311 WORKERS COMP PHYSICALS	4,000	4,000	4,000	4,000	4,000	4,000
5000331 CHARGEBACK TO GRANTS	145,513	147,707	91,881	117,292	117,292	117,292
5000333 OTHER DEPARTMENTAL CHARGEBACK	1,095	3,252	625	2,918	2,918	2,918
0000002 Departmental Income Totals	175,056	189,959	122,051	161,236	161,236	161,236
0000007 Misc Interfund Revenues						
5000530 REFUNDS OF PRIOR YEARS EXPENDI	346	0	2,300	0	0	0
0000007 Misc Interfund Revenues Totals	346	0	2,300	0	0	0
0000008 State Aid						
5000821 PUBLIC HEALTH WORK	401,984	450,445	300,399	442,899	442,899	442,899
0000008 State Aid Totals	401,984	450,445	300,399	442,899	442,899	442,899
Rev Total for Div: 2502	577,386	640,404	424,750	604,135	604,135	604,135
0000010 Personnel Service						
6001000 SALARIES FULL-TIME	318,017	388,422	205,454	401,640	401,640	401,640
6001001 SALARIES PART-TIME	82,128	98,709	80,938	100,674	100,674	100,674
6001002 SALARIES TEMPORARY	162,374	158,454	136,756	164,428	164,428	164,428
6001003 SALARIES OVERTIME	2,417	2,514	2,410	2,710	2,710	2,710
0000010 Personnel Service Totals	564,936	648,099	425,558	669,452	669,452	669,452
0000040 Contractual Expenditures						
6004010 BOOKS AND SUBSCRIPTIONS	374	495	162	579	579	579
6004012 OFFICE SUPPLIES	1,429	4,500	3,457	3,000	3,000	3,000
6004021 BLDG MAINTENANCE SUPPLIES	308	0	0	0	0	0
6004023 BLDG AND GROUNDS SUPPLIES	6,039	0	44	0	0	0
6004045 TRAINING AND EDUCATIONAL SUPPL	-269	50	104	1,500	1,500	1,500
6004048 MISC OPERATIONAL SUPPLIES	500	0	0	0	0	0

REPORT:BP033

BROOME COUNTY GOVERNMENT
REVENUE AND APPROPRIATION SUMMARY
BY DEPARTMENT AND DIVISION

FUND: 1010 General Operating

DEPT: 25000000 Health

DIV: 02 Health-Community Health

Account	2022 Actuals	2023 Budget	2023 YTD Actuals As of 11/20/23	2024 Budget Requested	2024 Budget Recommended	2024 Budget Adopted
6004062 MEDICAL LAB & CLINIC SUPPLIES	14,028	50,701	24,405	46,829	46,829	46,829
6004063 PRESCRIPTION DRUGS	1,020	10,000	4,289	7,500	7,500	7,500
6004100 POSTAGE AND FREIGHT	45	250	80	250	250	250
6004117 BUILDING AND GROUNDS EXPENSES	200	200	565	864	864	864
6004123 MEDICAL HOSPITAL AND LAB EXPEN	969	1,885	364	1,950	1,950	1,950
6004136 OPERATIONAL EQUIPMENT REPAIRS	564	1,200	912	1,250	1,250	1,250
6004138 OTHER OPERATIONAL EXPENSES	235	200	228	200	200	200
6004146 SUBCONTRACTED PROGRAM EXPENSE	566	500	374	600	600	600
6004160 MILEAGE AND PARKING-LOCAL	-73	400	680	400	400	400
6004161 TRAVEL HOTEL AND MEALS	0	200	108	200	200	200
6004162 EDUCATION AND TRAINING	0	500	169	500	500	500
6004169 DAY TRIP MEAL REIMBURSEMENT	0	50	0	50	50	50
6004196 COPYING MACHINE RENTALS	2,255	2,460	2,026	2,460	2,460	2,460
6004402 LAB SERVICES	3,938	12,000	1,918	13,787	13,787	13,787
6004406 MEDICAL AND HOSPITAL SERVICES	0	1,500	0	1,500	1,500	1,500
6004411 PHYSICIAN SERVICES	27,800	27,800	20,850	27,800	27,800	27,800
6004413 OTHER HEALTH AND MEDICAL SERVI	0	5,000	2,175	3,000	3,000	3,000
6004573 OTHER FEES FOR SERVICES	8	10	0	10	10	10
6004593 OTHER GOVERNMENTS PAYMENTS	458	1,000	271	1,000	1,000	1,000
0000040 Contractual Expenditures Totals	60,394	120,901	63,181	115,229	115,229	115,229
0000041 Chargeback Expenses						
6004606 TELEPHONE BILLING ACCOUNT	7,474	5,648	3,358	7,474	7,474	7,474
6004609 DATA PROCESSING CHARGEBACKS	90,538	63,688	55,416	64,108	64,108	64,108
6004614 OTHER CHARGEBACK EXPENSES	605	657	845	1,783	1,783	1,783
6004615 GASOLINE CHARGEBACK	83	126	142	335	335	335
6004616 FLEET SERVICE CHARGEBACK	345	162	627	680	680	680
6004617 DUPLICATING/PRINTING CHARGEBAC	2,134	1,615	1,920	2,134	2,134	2,134
6004618 OFFICE SUPPLIES CHARGEBACK	1,321	1,000	945	1,350	1,350	1,350
0000041 Chargeback Expenses Totals	102,500	72,896	63,253	77,864	77,864	77,864
0000080 Employee Benefits						
6008001 STATE RETIREMENT	69,715	101,377	62,816	87,267	87,267	87,267
6008002 SOCIAL SECURITY	40,843	49,579	30,980	51,213	51,213	51,213
6008004 WORKERS COMPENSATION	5,713	4,868	4,358	4,286	4,286	4,286
6008006 LIFE INSURANCE	53	240	38	270	270	270
6008007 HEALTH INSURANCE	99,354	136,778	73,527	139,455	139,455	139,455
6008009 RETIREE HEALTH INSURANCE	258,676	259,110	239,758	288,206	288,206	288,206
6008010 DISABILITY INSURANCE	783	1,055	478	1,320	1,320	1,320

REPORT:BP033

BROOME COUNTY GOVERNMENT
REVENUE AND APPROPRIATION SUMMARY
BY DEPARTMENT AND DIVISION

FUND: 1010 General Operating
DEPT: 25000000 Health
DIV: 02 Health-Community Health

Account	2022 Actuals	2023 Budget	2023 YTD Actuals As of 11/20/23	2024 Budget Requested	2024 Budget Recommended	2024 Budget Adopted
6008013 HEALTH INS - RETIRE INCENTIVE	1,389	0	0	0	0	0
0000080 Employee Benefits Totals	476,526	553,007	411,955	572,017	572,017	572,017
Exp Total for Div: 2502	1,204,356	1,394,903	963,947	1,434,562	1,434,562	1,434,562
Total for Div: 25000000	-626,970	-754,499	-539,197	-830,427	-830,427	-830,427

Health Department

Maternal Child Health and Development

Mission Statement

Promote the growth and development of children with special needs and their families through identification, assessment, education, and service provision. Improve the health of women, infants and children through health teaching, health counseling, and early identification of real and potential health problems.

Description of Services

The Health Department has sponsored the Women, Infants and Children's (WIC) Program in Broome County since 1979. WIC provides free nutrition counseling, breastfeeding support, healthy foods, and community referrals to income eligible families. Clinics are held daily with evening and weekend hours to meet the needs of the families enrolled. The program offers an enhanced peer counseling program to support and promote breastfeeding. Anthropometric measurements and hemoglobin levels are obtained to assist with assessment of the clients' health status and the staff communicates with health care providers as needed. WIC staff continue to screen for elevated lead levels for children in collaboration with the Environmental Health staff.

Early Intervention Program service coordinators work closely with families of children with developmental delays and/or diagnosed conditions with a high probability of delay, to identify the families' concerns and priorities for their children. Individualized family service plans are constructed by the service coordinator with the family and agreed upon by the family and the Early Intervention Official/Designee, and can include therapy (occupational, physical, and speech) as well as social work and special instruction. Early Intervention service coordinators also offer referral information to families regarding a variety of topics, including childhood lead poisoning, health insurance

and community events where families can connect with other families of children with developmental disabilities and delays. The Early Intervention Program is a federally mandated statewide program offering evaluations and therapeutic support services for infants and children (from birth up to three years of age) with special needs and their families.

The Child Find component of the Early Intervention Program focuses on ensuring at-risk children are engaged in primary health care, will receive appropriate developmental surveillance and screening from a primary care provider, are referred to the Early Intervention Program for a multi-disciplinary evaluation when indicated and have health insurance coverage. The recent Public Health Law amendment updating the definition of "elevated blood lead level" to ≥ 5 micrograms per deciliter increases the number of children referred to Child Find as at-risk for developmental delays.

From Early Intervention, a child may transition into the Preschool Special Education Program for children aged three to five with a suspected or confirmed delay or disability which affect his or her ability to learn. Children aged three to five may also be referred directly to the Preschool Special Education Program. Resources including special education and therapy (occupational, physical, and speech) are available to assist parents of preschool children with disabilities to help them prepare their children for the transition to school (kindergarten). Participation in quality learning experiences is important for all children to achieve high educational standards. Allowing children with and without disabilities opportunities to learn together in the least restrictive environment, whenever possible, benefits all children.

Outreach is provided to community agencies, schools, and primary care providers to streamline the referral process for children with, and at risk for, developmental delays.

The Children and Youth with Special Health Care Needs (CYSHCN) Program assists families in ascertaining community resources, as well as providing outreach throughout the community to increase awareness of resources available, to identify unmet health and related needs, and to collaborate with community partners to develop plans to overcome barriers and increase access to services. Outreach activities typically include participation in community health fairs and events, presentations at meetings of community and health organizations, and informational sessions sponsored by the CYSHCN grant.

Healthy Families Broome is part of a statewide initiative, Healthy Families New York (HFNY). The HFNY program works to improve the health and wellbeing of families, infants, and children. The program offers voluntary home-based services to expectant families and new parents, beginning prenatally or shortly after the birth of a child.

2024 Objectives

- Increase the number of children screened for lead poisoning at age one and two by providing information to parents, communicating with physicians and providing referrals to the Environmental Health division and continuing screening of children enrolled in WIC.
- Continue to meet nutritional demands of women, infants and children through the WIC program, continue to improve breastfeeding initiation and duration through support of the WIC nutrition and peer counseling staff and breast pump program.
- Continue to review and update Quality Assurance Corporate Compliance Plan in the division to ensure program integrity, accuracy, appropriate authorization of service and quality of care.
- Ongoing and increasing need for services in both the Early Intervention Program and the Preschool Special Education Program demands assurance of adequate capacity of needed services for infants and children identified as having developmental and/or learning delays and/or being at risk for developmental delays. Continue working to identify new service providers and service modes, including Teletherapy, and expansion of individual contracts in the Preschool Special Education Program.
- Navigate billing and third-party insurance changes in the Early Intervention Program as a result of the Covered Lives Bill that was passed in 2022.
- Continue to strive to meet both federal and state performance standards in the Early Intervention Program.
- Collecting and reporting child outcomes is a requirement of the Individuals with Disabilities Act (IDEA). The performance of the New York State Part C Early Intervention Program on improving child outcomes is reported in the Annual Performance Report. Continue to strive to improve child outcomes for children enrolled at least six months in the Broome County Early Intervention Program.
- Identify and participate in various community organizations to better foster collaboration and increase awareness of available services.
- Continue to work with and utilize the preschool software program intended for billing Medicaid to maximize reimbursement of eligible services and efficiently capture data that will be useful in completing reports to assist in proficient program management.
- Continue to develop procedures for monitoring of services provided in the Early Intervention and Preschool Special Education programs to ensure that plans developed for each child match both their needs and their ability to participate.
- Continue dialogue with Committee on Preschool Special Education Chairpersons, tuition-based programs, and NYS Education Regional Associates to ensure that eligible children are receiving Free Appropriate Public Education (FAPE) in the Least Restrictive Environment (LRE).

- Work with New York State BEI and regional/local agencies to determine the impact of Health Homes for Children and respond accordingly.
- Healthy Family Broome (HFB) program's goals are to increase number of referrals, assessments, enrollments in the program.

2024 Budget Highlights

- Continue to assist families in ascertaining community resources to meet their health care needs, through referrals and linkages with community agencies.
- Utilize additional funding to the Early Intervention Administration grant to fulfill requirements of increased activities related to the amended definition of "elevated lead levels" in Public Health Law and the proposed corresponding Early Intervention regulations.
- The new Operational Support System for the Early Intervention Program, the *EI Hub*, will replace NYEIS, and is to include Provider Enrollment and Management, Child/Case Management, and State Fiscal Agent services. Due to the COVID-19 pandemic, the go-live date has been postponed.
- New York State passed the Covered Lives Bill in 2022. The bill intends to eliminate the need to bill third party insurance and allocates funding for counties to pay through Escrow. Third party insurance coverage of services in the Early Intervention Program have historically been marginal, with Medicaid and Escrow funds bearing the majority of the costs. Work to ensure that Medicaid coverage is fully utilized before payments are made from Escrow funds.
- Ongoing and increasing requirements of children with disabilities and developmental delays will continue to challenge the department to find resources to meet their needs. As the national incidence of young children diagnosed as having Autism continues to rise, the increase is being seen at the local level as well. This will continue to present a challenge to identify appropriate services that will adequately support them.
- The COVID-19 pandemic has created a delay in referrals to the EI Program and the Preschool Special Education Program as well as a delay in evaluations and services. There has also been a shortage of providers, increasing the delay in services. Work to ensure that these children are appropriately served in a timely manner.
- Understanding of the effects of Adverse Childhood Experiences is emerging. Focus efforts to increase awareness and develop ways to support survivors.
- Healthy Families Broome will continue to identify vulnerable families and implement areas of collaboration with Department of Social Services and other human service providers to prevent child abuse/neglect.

Health 25060004
 Maternal Child Health and Development

		As of June 15, 2023				
<u>Title of Position</u>	<u>Grade/Unit</u>	<u>2022 Actuals</u>	<u>Current Authorized</u>	<u>2024 Requested</u>	<u>2024 Recommended</u>	<u>2024 Adopted</u>
<u>Full-Time Positions</u>						
Preschool Special Education Program Coord.	17 CSEA	1	1	1	1	1
Early Intervention Service Coordinator	16 CSEA	6	6	6	6	6
Health Information Technician	11 CSEA	1	1	1	1	1
Total Full-Time Positions		8	8	8	8	8
<u>Part-Time Positions</u>						
Director of Children w/Spec. Needs Program	C Admin	1	1	1	1	1
Supervising Public Health Nurse	20 BAPA	1	1	1	1	1
Children w/Spec. Needs Program Supervisor	20 BAPA	1	1	1	1	1
Secretary	13 CSEA	1	1	1	1	1
Health Program Specialist	8 CSEA	1	1	1	1	1
Total Part-Time Positions		5	5	5	5	5
Total Positions		13	13	13	13	13

REPORT:BP033

BROOME COUNTY GOVERNMENT
 REVENUE AND APPROPRIATION SUMMARY
 BY DEPARTMENT AND DIVISION

FUND: 1010 General Operating
 DEPT: 25000000 Health
 DIV: 06 Health-Maternal Child Health & Dev

Account	2022 Actuals	2023 Budget	2023 YTD Actuals As of 11/20/23	2024 Budget Requested	2024 Budget Recommended	2024 Budget Adopted
0000002 Departmental Income						
5000118 FEES FOR SERVICES	1,147,565	1,272,469	767,032	987,447	987,447	987,447
5000331 CHARGEBACK TO GRANTS	38,013	45,896	30,046	42,031	42,031	42,031
5000333 OTHER DEPARTMENTAL CHARGEBACK	127,283	145,614	87,864	130,762	130,762	130,762
5000335 COPIER CHARGEBEACK	2,223	2,500	2,223	2,500	2,500	2,500
5000426 MISCELLANEOUS	63	0	0	0	0	0
5000428 OTHER CHARGES	46,315	48,114	41,740	48,005	48,005	48,005
0000002 Departmental Income Totals	1,361,462	1,514,593	928,905	1,210,745	1,210,745	1,210,745
0000007 Misc Interfund Revenues						
5000530 REFUNDS OF PRIOR YEARS EXPENDI	266	0	3,555	0	0	0
0000007 Misc Interfund Revenues Totals	266	0	3,555	0	0	0
0000008 State Aid						
5000808 OTHER STATE AID	381,562	441,692	227,581	430,032	430,032	430,032
5000811 EDUCATION-HANDICAPPED CHILDREN	2,468,794	3,966,396	3,437,983	3,792,618	3,792,618	3,792,618
5000821 PUBLIC HEALTH WORK	-1,422	0	0	0	0	0
0000008 State Aid Totals	2,848,934	4,408,088	3,665,564	4,222,650	4,222,650	4,222,650
Rev Total for Div: 2506	4,210,662	5,922,681	4,598,024	5,433,395	5,433,395	5,433,395
0000010 Personnel Service						
6001000 SALARIES FULL-TIME	376,152	386,424	283,315	404,508	404,508	404,508
6001001 SALARIES PART-TIME	136,210	144,004	124,190	159,754	159,754	159,754
6001002 SALARIES TEMPORARY	9,911	8,112	7,013	8,713	8,713	8,713
6001003 SALARIES OVERTIME	51	0	0	0	0	0
0000010 Personnel Service Totals	522,324	538,540	414,518	572,975	572,975	572,975
0000040 Contractual Expenditures						
6004012 OFFICE SUPPLIES	2,217	3,000	650	3,000	3,000	3,000
6004100 POSTAGE AND FREIGHT	0	50	7	50	50	50

BROOME COUNTY GOVERNMENT
 REVENUE AND APPROPRIATION SUMMARY
 BY DEPARTMENT AND DIVISION

FUND: 1010 General Operating
 DEPT: 25000000 Health
 DIV: 06 Health-Maternal Child Health & Dev

Account	2022 Actuals	2023 Budget	2023 YTD Actuals As of 11/20/23	2024 Budget Requested	2024 Budget Recommended	2024 Budget Adopted
6004146 SUBCONTRACTED PROGRAM EXPENSE	890,257	1,572,737	1,146,113	1,700,089	1,700,089	1,700,089
6004149 CASE ADMINISTRATION	45,520	48,114	41,084	48,005	48,005	48,005
6004160 MILEAGE AND PARKING-LOCAL	4,423	7,039	5,750	6,736	6,736	6,736
6004161 TRAVEL HOTEL AND MEALS	0	50	0	50	50	50
6004162 EDUCATION AND TRAINING	0	50	0	50	50	50
6004164 NON-EMPLOYEE TRAVEL HOTEL & ME	20,237	27,308	14,351	26,432	26,432	26,432
6004196 COPYING MACHINE RENTALS	3,094	3,000	2,223	3,000	3,000	3,000
6004405 REHAB AND THERAPY SERVICES	1,384,461	1,873,887	908,741	1,908,047	1,908,047	1,908,047
6004413 OTHER HEALTH AND MEDICAL SERVI	334,112	447,250	180,400	379,792	379,792	379,792
6004571 EDUCATION OF HANDICAPPED CHILD	4,462,713	5,404,179	3,551,279	4,908,195	4,908,195	4,908,195
6004573 OTHER FEES FOR SERVICES	14,875	36,980	29,026	37,732	37,732	37,732
6004574 CLASSROOM AIDES	335,215	353,689	424,122	359,760	359,760	359,760
0000040 Contractual Expenditures Totals	7,497,124	9,777,333	6,303,746	9,380,938	9,380,938	9,380,938
0000041 Chargeback Expenses						
6004606 TELEPHONE BILLING ACCOUNT	4,525	4,267	2,354	4,525	4,525	4,525
6004609 DATA PROCESSING CHARGEBACKS	66,360	54,129	44,425	55,456	55,456	55,456
6004614 OTHER CHARGEBACK EXPENSES	472	245	228	350	350	350
6004615 GASOLINE CHARGEBACK	6	5	24	44	44	44
6004616 FLEET SERVICE CHARGEBACK	26	6	107	90	90	90
6004617 DUPLICATING/PRINTING CHARGEBAC	7,619	6,975	5,806	7,619	7,619	7,619
6004618 OFFICE SUPPLIES CHARGEBACK	5,875	6,000	5,882	6,000	6,000	6,000
0000041 Chargeback Expenses Totals	84,883	71,627	58,826	74,084	74,084	74,084
0000080 Employee Benefits						
6008001 STATE RETIREMENT	69,433	85,755	66,613	84,479	84,479	84,479
6008002 SOCIAL SECURITY	36,625	41,197	28,974	43,833	43,833	43,833
6008004 WORKERS COMPENSATION	5,264	6,049	4,089	3,963	3,963	3,963
6008006 LIFE INSURANCE	56	195	46	195	195	195
6008007 HEALTH INSURANCE	139,429	185,244	118,541	177,775	177,775	177,775
6008009 RETIREE HEALTH INSURANCE	208,223	218,634	182,195	223,007	223,007	223,007
6008010 DISABILITY INSURANCE	732	879	624	879	879	879
0000080 Employee Benefits Totals	459,762	537,953	401,082	534,131	534,131	534,131
Exp Total for Div: 2506	8,564,093	10,925,453	7,178,172	10,562,128	10,562,128	10,562,128

REPORT:BP033

BROOME COUNTY GOVERNMENT
 REVENUE AND APPROPRIATION SUMMARY
 BY DEPARTMENT AND DIVISION

FUND: 1010 General Operating
 DEPT: 25000000 Health
 DIV: 06 Health-Maternal Child Health & Dev

Account	2022 Actuals	2023 Budget	2023 YTD Actuals As of 11/20/23	2024 Budget Requested	2024 Budget Recommended	2024 Budget Adopted
Total for Div: 25000000	-4,353,431	-5,002,772	-2,580,148	-5,128,733	-5,128,733	-5,128,733

BROOME COUNTY GOVERNMENT
 REVENUE AND APPROPRIATION SUMMARY
 BY DEPARTMENT AND DIVISION

FUND: 1010 General Operating
 DEPT: 25000000 Health
 DIV: 07

Account	2022 Actuals	2023 Budget	2023 YTD Actuals As of 11/20/23	2024 Budget Requested	2024 Budget Recommended	2024 Budget Adopted
0000009 Federal Aid						
5000912 HEALTH DEPT - FEDERAL	2,621,792	0	0	0	0	0
0000009 Federal Aid Totals	2,621,792	0	0	0	0	0
Rev Total for Div: 2507	2,621,792	0	0	0	0	0
0000040 Contractual Expenditures						
6004308 TANF	2,621,792	0	0	0	0	0
0000040 Contractual Expenditures Totals	2,621,792	0	0	0	0	0
Exp Total for Div: 2507	2,621,792	0	0	0	0	0
Total for Div: 25000000	0	0	0	0	0	0
Total for Dept: 25000000	-7,132,681	-8,159,588	-4,637,592	-8,314,242	-8,314,242	-8,314,242

MENTAL HEALTH

Commissioner

Deputy Commissioner

Contract Agencies

ADDICTION SERVICES & SUPPORTS

Addiction Center of Broome County

- Family Support Navigator
- Medically-Supervised Outpatient Clinic
- Outpatient Rehabilitation
- Peer Advocate

Fairview Recovery Services

- Addiction Stabilization Center
- Career Choices Unlimited
- Residential Rehabilitation-Men
- Residential Rehabilitation-Women
- Shelter Plus Care
- VOICES Recovery Center

Helio Health

- Medically Supervised Withdrawal and Stabilization
- Inpatient Rehabilitation

Our Lady of Lourdes Hospital

- Student Assistance Program

United Health Services

- Jail-Based Substance Use Disorder Treatment

DIVISION OF CRIMINAL JUSTICE SERVICES

Southern Tier AIDS Program

- County Reentry Task Force

MENTAL HEALTH

Broome Tioga BOCES

- Promise Zone

Catholic Charities of Broome County

- Assertive Community Treatment
- Assisted Competitive Employment
- Consumer Advocacy
- Drop In Center

Family Peer Support Services

- Four Seasons Psychosocial Club
- Health Homes-Adult & Youth
- Non-Medicaid Care Management-Youth
- Residential Services
- Transportation

Children's Home of Wyoming Conference

- Family Peer Support Services

Clear Path for Veterans

- Veteran Peer to Peer Support

Community Options of New York

- Supported Employment

Family and Children's Counseling Services

- Non-Medicaid Care Management-Adult
- Outpatient Clinic
- School Satellite Clinics
- Vocational Incentive Program

Mental Health Association of the Southern Tier

- Crisis Intervention Team
- Crisis Respite
- Mobile Crisis
- Sunrise Wellness Center

United Health Services

- Comprehensive Psychiatric Emergency Program (CPEP)

County-Operated

LOCAL GOVERNMENT UNIT

- Adult Single Point of Access
- Assisted Outpatient Treatment
- Broome County Suicide Awareness For Everyone (BC SAFE)
- Broome INCLUDES
- Children's Single Point of Access
- Dual Recovery Coordinator
- Fiscal Services
- Forensic Court-Ordered Examinations and Evaluations
- Performance and Contract Management
- Secure Ammunition and Firearms Enforcement (SAFE) Act

GRANTS MANAGEMENT

- Centers for Disease Control (CDC) *Drug Free Communities* Grant
- National Institute on Drug Abuse (NIDA) *HEALing Communities Study* Grant
- Office of Addiction Services and Supports (OASAS) *State Opioid Response Grant (SOR)*

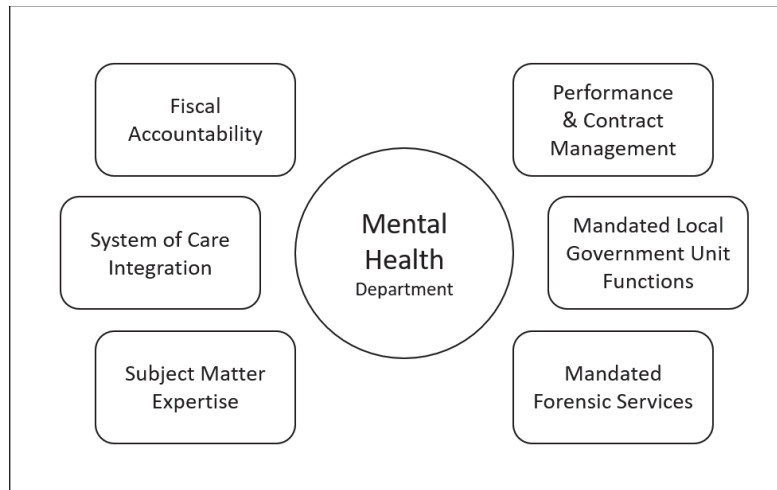
Mental Health

Mission

To promote and protect the mental health, substance use, intellectual and developmental abilities of the individuals, families, and communities of Broome County.

Vision

Transform the wellness of our community through a comprehensive continuum of innovative, compassionate, and efficient behavioral health services, ensuring interventions and programs are safe, effective, timely, equitable and person-centered.



Description

The Mental Health Commissioner and Local Government Unit (LGU) are mandated to plan, develop, coordinate, and evaluate all local

services for the three disabilities identified in New York State Mental Hygiene Law: Addictions, Mental Health and Intellectual (Developmental) Disabilities. This requires interaction with three separate state agencies: Office of Addiction Services and Supports (OASAS), Office of Mental Health (OMH) and the Office for People with Developmental Disabilities (OPWDD). With funding from these agencies and other sources, the LGU oversees a \$26 million System of Care, that enables the department and other agencies to provide necessary services. Collaboration with diverse public and private organizations is essential to build and sustain a comprehensive continuum of services in Broome County.

Mandated by New York State Mental Hygiene Law, Forensic Services (1) perform court-ordered mental health evaluations, (2) facilitate involuntary transport orders for emergency assessment, (3) designate qualified physicians to facilitate involuntary psychiatric hospital admission, (4) manage the Assisted Outpatient Treatment (AOT) and Secure Ammunition and Fire Arm Enforcement (SAFE) Act programs and (5) facilitate referrals from state correctional facilities for individuals with Serious Mental Illness (SMI) for transition to appropriate community services.

2024 Objective

Operationalize *System of Care* planning principles to ensure responsible fiscal stewardship, resource development, and coordinated interoperability with service providers.

2024 Budget Highlights

The department is conscientious in its use of County Tax support. Expenditures are limited to those that cannot be deferred to other sources.

Mental Health 26000004

<u>Title of Position</u>	<u>Grade/Unit</u>	As of				
		<u>2022</u>	<u>Current</u>	<u>2024</u>	<u>2024</u>	<u>2024</u>
		<u>Actuals</u>	<u>Authorized</u>	<u>Requested</u>	<u>Recommended</u>	<u>Adopted</u>
<u>Full-Time Positions</u>						
Commissioner of Community Mental Health Services*	I Admin	1	1	1	1	1
Deputy Commissioner of Comm. Mental Health Services	G Admin	0	1	1	1	1
Mental Health Program Coordinator	24 BAPA	1	1	1	1	1
Keyboard Specialist	8 CSEA	1	0	0	0	0
Total Full-Time Positions		3	3	3	3	3
<u>Part-Time Positions</u>						
None						
Total Part-Time Positions		0	0	0	0	0
Total Positions		3	3	3	3	3

*One position shared with and partially funded by the Department of Social Services

BROOME COUNTY GOVERNMENT
 REVENUE AND APPROPRIATION SUMMARY BY DEPARTMENT

FUND: 1010 General Operating
 DEPT: 26000000 Mental Health

Account	2022 Actuals	2023 Budget	2023 YTD Actuals As of 11/20/23	2024 Budget Requested	2024 Budget Recommended	2024 Budget Adopted
0000002 Departmental Income						
5000333 OTHER DEPARTMENTAL CHARGEBACK	3,931	0	0	0	0	0
5000426 MISCELLANEOUS	123,915	130,473	108,971	143,341	143,341	143,341
0000002 Departmental Income Total	127,846	130,473	108,971	143,341	143,341	143,341
0000007 Misc Interfund Revenues						
5000545 CREDIT CARD REBATES	18	0	0	0	0	0
0000007 Misc Interfund Revenues Total	18	0	0	0	0	0
0000008 State Aid						
5000827 MENTAL HEALTH ADMINISTRATION	180,791	141,978	101,763	141,978	141,978	141,978
0000008 State Aid Total	180,791	141,978	101,763	141,978	141,978	141,978
0000009 Federal Aid						
5000916 FEDERAL AID - MENTAL HEALTH CL	51,000	37,357	0	50,000	50,000	50,000
0000009 Federal Aid Total	51,000	37,357	0	50,000	50,000	50,000
Rev Totals for Dept: 26000000	359,655	309,808	210,734	335,319	335,319	335,319
0000010 Personnel Service						
6001000 SALARIES FULL-TIME	81,164	196,339	70,150	175,946	175,946	175,946
6001001 SALARIES PART-TIME	22,621	0	16,367	20,344	20,344	20,344
0000010 Personnel Service Totals	103,785	196,339	86,517	196,290	196,290	196,290
0000040 Contractual Expenditures						
6004010 BOOKS AND SUBSCRIPTIONS	272	500	278	500	500	500
6004012 OFFICE SUPPLIES	7,002	5,000	1,975	7,000	7,000	7,000
6004023 BLDG AND GROUNDS SUPPLIES	418	821	183	821	821	821
6004030 FOOD AND BEVERAGES	0	250	0	250	250	250

REPORT:BP032

BROOME COUNTY GOVERNMENT
REVENUE AND APPROPRIATION SUMMARY BY DEPARTMENT

FUND: 1010 General Operating
DEPT: 26000000 Mental Health

Account	2022 Actuals	2023 Budget	2023 YTD Actuals As of 11/20/23	2024 Budget Requested	2024 Budget Recommended	2024 Budget Adopted
6004048 MISC OPERATIONAL SUPPLIES	0	250	0	250	250	250
6004056 COMPUTER EQUIPMENT(NON CAPITAL)	0	1,000	0	1,000	1,000	1,000
6004105 DUES AND MEMBERSHIPS	7,326	7,546	7,546	7,772	7,772	7,772
6004106 GENERAL OFFICE EXPENSES	0	500	0	500	500	500
6004111 BUILDING AND LAND RENTAL	110,083	108,793	103,393	111,513	111,513	111,513
6004117 BUILDING AND GROUNDS EXPENSES	561	645	826	615	615	615
6004137 ADVERTISING AND PROMOTION EXPE	781	0	83	0	0	0
6004138 OTHER OPERATIONAL EXPENSES	26	25	64	25	25	25
6004160 MILEAGE AND PARKING-LOCAL	0	325	0	325	325	325
6004161 TRAVEL HOTEL AND MEALS	116	750	0	750	750	750
6004162 EDUCATION AND TRAINING	0	750	0	750	750	750
6004165 ADVISORY BD/TRUSTEES EXPENSES	0	1,080	0	0	0	0
6004196 COPYING MACHINE RENTALS	4,018	4,632	4,560	4,632	4,632	4,632
6004573 OTHER FEES FOR SERVICES	126,942	62,200	38,801	75,200	75,200	75,200
0000040 Contractual Expenditures Totals	257,545	195,067	157,709	211,903	211,903	211,903
0000041 Chargeback Expenses						
6004602 INSURANCE PREMIUM CHARGEBACK	9	12	9	5	5	5
6004604 DPW SECURITY CHARGEBACKS	16,644	24,174	12,563	21,910	21,910	21,910
6004605 COUNTY ATTORNEY CHARGEBACKS	12,000	30,625	18,040	30,625	30,625	30,625
6004606 TELEPHONE BILLING ACCOUNT	4,343	4,357	2,179	3,776	3,776	3,776
6004609 DATA PROCESSING CHARGEBACKS	35,931	21,508	10,754	40,974	40,974	40,974
6004610 PERSONNEL SERVICES CHARGEBACKS	0	7,167	0	7,999	7,999	7,999
6004614 OTHER CHARGEBACK EXPENSES	2,343	1,165	364	2,325	2,325	2,325
6004617 DUPLICATING/PRINTING CHARGEBAC	4,279	1,232	1,790	4,928	4,928	4,928
6004618 OFFICE SUPPLIES CHARGEBACK	303	903	597	488	488	488
6004619 BUILDING SERVICE CHARGEBACK	11,287	11,625	11,625	11,297	11,297	11,297
0000041 Chargeback Expenses Totals	87,139	102,768	57,921	124,327	124,327	124,327
0000080 Employee Benefits						
6008001 STATE RETIREMENT	21,428	33,477	18,832	30,897	30,897	30,897
6008002 SOCIAL SECURITY	7,365	15,020	6,059	15,016	15,016	15,016
6008004 WORKERS COMPENSATION	53,498	32,188	32,188	28,713	28,713	28,713
6008006 LIFE INSURANCE	6	33	5	33	33	33
6008007 HEALTH INSURANCE	23,080	35,964	20,863	36,684	36,684	36,684
6008009 RETIREE HEALTH INSURANCE	358,523	379,710	289,104	342,237	342,237	342,237
6008013 HEALTH INS - RETIRE INCENTIVE	5,928	0	0	0	0	0
0000080 Employee Benefits Totals	469,828	496,392	367,051	453,580	453,580	453,580

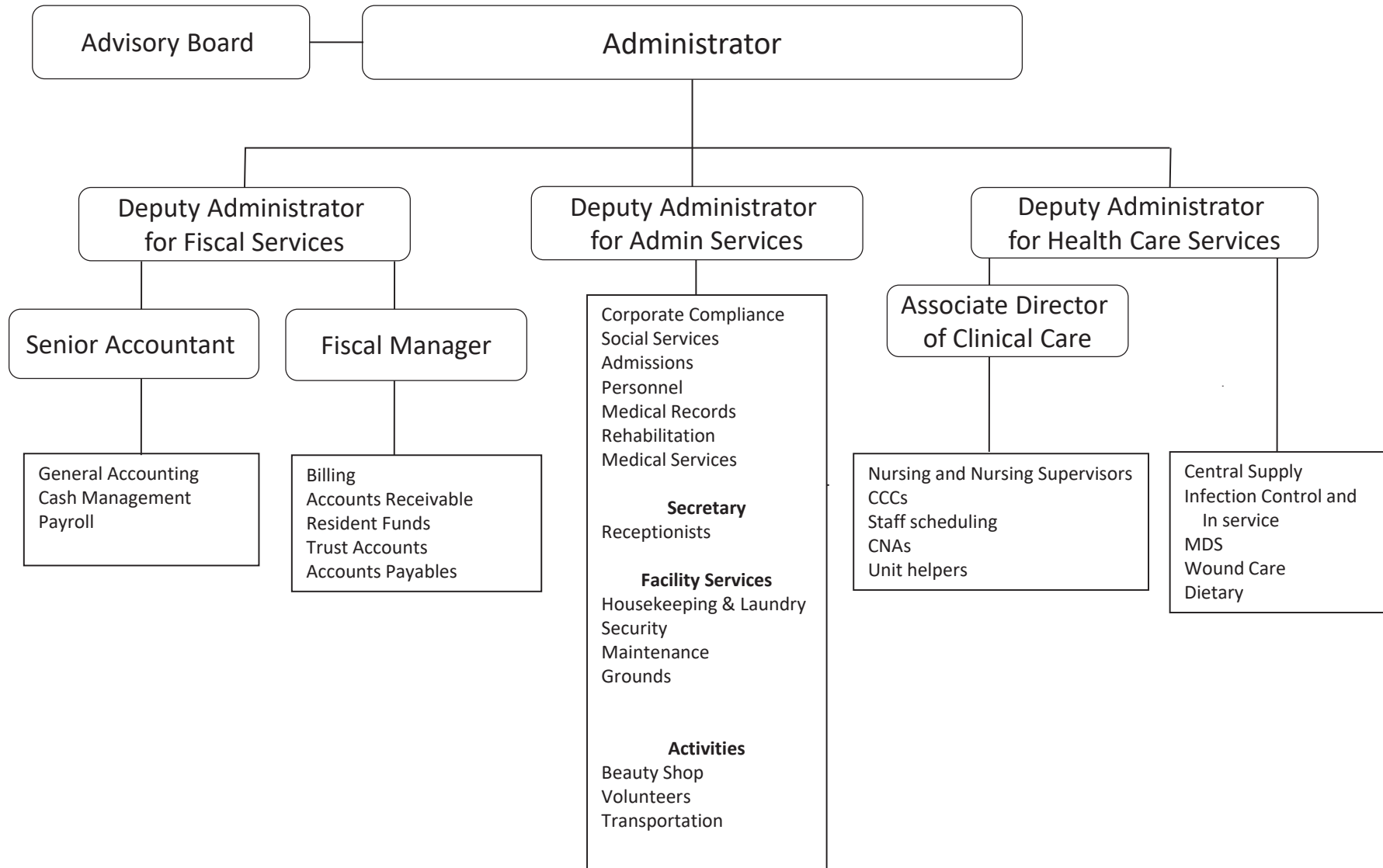
REPORT:BP032

BROOME COUNTY GOVERNMENT
REVENUE AND APPROPRIATION SUMMARY BY DEPARTMENT

FUND: 1010 General Operating
DEPT: 26000000 Mental Health

Account	2022 Actuals	2023 Budget	2023 YTD Actuals As of 11/20/23	2024 Budget Requested	2024 Budget Recommended	2024 Budget Adopted
0000090 Transfers						
6009002 TRANSFER TO GRANT FUND	61,847	61,847	15,462	0	0	0
0000090 Transfers Totals	61,847	61,847	15,462	0	0	0
Exp Totals for Dept: 26000000	980,144	1,052,413	684,660	986,100	986,100	986,100
Total for Dept: 26000000	-620,489	-742,605	-473,926	-650,781	-650,781	-650,781

Willow Point Rehabilitation and Nursing Center



Willow Point Rehabilitation and Nursing Center

Administration

Mission Statement

It is the mission of the Willow Point Rehabilitation and Nursing Center (WPRNC) to serve the elderly and disabled individuals of Broome County that need skilled nursing care and short-term rehabilitation. This includes a comprehensive interdisciplinary approach to care planning with emphasis on quality of life, preservation of dignity and independence for the residents. The team at WPRNC is committed to meeting the physical, emotional, social, and spiritual needs of the residents.

Description

Broome County's Willow Point Rehabilitation and Nursing Center has provided skilled nursing care since 1969.

WPRNC is licensed to care for up to 300 residents. The facility is made up of three separate buildings that are connected on at least one level. The *South Building* was built in 1969, which includes three floors, each with single, and double bedrooms. The *North Building* built in 1971, contains two floors with a mix of single and double bedrooms. In 2016 the first floor became home to the new rehabilitation unit composed of 39 single beds. This included a new gym with upgraded equipment to enhance the rehabilitation experience. The newest building: *West Wing* was built in 1988. The *West Wing* is comprised of a 43-bed secure nursing unit for Alzheimer's and dementia care of residents who are also at risk for wandering unsafely. One floor is designated primarily for sub-acute care or short-term rehabilitation services. The rest of the facility provides a variety of skilled nursing care services.

Federal and State regulations dictate the standards required to operate a skilled nursing facility. The New York State Department of Health (NYSDOH) is the licensing and lead oversight entity that is responsible for ensuring regulatory compliance. NYSDOH conducts routine, unannounced inspections and complaint investigations. WPRNC is required to meet all standards or pay penalties, fines, and potentially disqualification from the Medicare and Medicaid programs (the primary payment sources). As a government-sponsored facility, there are additional requirements that must be met. For example, State Civil Service employment, Broome County purchasing processes and cash-based accounting rules.

The Administrator relies on the Deputy Administrator of Administrative Services as well as other Administration and general staff to meet the regulations. The Personnel Coordinator is responsible for employee hiring, corrective actions, and discharges.

The Fiscal Department is divided into four supervised areas: Payroll, Accounts Receivable and Resident Banking, Accounts Payable and Budget, General Ledger Accounting and Cost Reporting. Each area has specifically assigned support staff. The Fiscal Services Department is overseen by the Deputy Administrator for Fiscal Services, who reports directly to the Administrator. Willow Point is assisted by Centers Health Care for Billing and Collection Services.

The Administration umbrella also encompasses several other areas of the facility including the Admissions Department, Barber and Beauty Services, the Medical Director's office, Health Information Management Department, Therapeutic Recreation (Activities), and Volunteers.

2024 Objectives

The primary objective for WPRNC is to provide quality resident care in a caring and cost-responsible manner. Everything that Willow Point does for our nursing home residents must strive to meet this goal. Broome County recently contracted with Centers Health Care for professional consultation/advisory services related to certain business operations services to improve the financial stability of WPRNC for a four-year period.

- Continue to develop and coach the leadership team and focus on attracting and retaining talent that consistently exceed expectations in resident care.
- Decrease re-hospitalization rates by utilizing internal resources and knowledge to provide care prior to hospitalization becoming necessary.
- While it is impossible to eliminate DOH complaints and findings, it is necessary to implement processes to improve documentation and processes.
- Increasing staffing to appropriate levels will provide support in all areas of the skilled nursing facility.
- The Fiscal Services Department, specifically accounts receivable and billing, were the first departments to utilize the professional consultation/advisory services of Centers Health Care (Centers). It is Management's goal to train the staff in the accounts receivable and billing areas to use Centers' methods and procedures in order for them to perform more efficiently, effectively, and economically. As the Fiscal Services Department's staffing has changed over the past year, it is Management's desire to obtain individuals that can support and strengthen the methods and procedures acquired during the consultation/advisory period under Centers and continue the anticipated improvements.
- Continually develop relationships with outside providers and facilitators, such as the hospital systems, DSRIP, and Remedy Partners.
- Under the direction and advisory of Centers it is the goal of Management to develop complete and meaningful monthly and annual financial performance metrics.
- Clinical consulting services was the second area reviewed by Centers to assess for improvements necessary to enhance the services currently being provided by the Department.
- Continue to develop an assessment of equipment and a multi-year replacement plan.
- Evaluate current Infection Control policies and procedures and determine best practices and necessary equipment to minimize impact of an event similar to COVID-19.
- The next Departments to be evaluated and assessed include Dietary, Therapeutic Recreation (Activities), and Social Services. Management's ultimate goal is to have each Department evaluated and assessed by Centers in order to identify areas that can be improved or enhanced.
- Nursing Administration along with the Administrator are developing a plan to implement Peritoneal dialysis as a service to provide for Willow Point Residents. Dialysis centers are a stable investment as there is a growing need for them.

2024 Budget Highlights

The 2024 objectives were applied in making budget decisions. Budget preparation following the COVID pandemic remains challenging. Revenue was reduced based on expectations of a lower census; however, Management's goal is a slower but steady recovery to previous census levels. Preparations have been made for an increase in census by preparing previously closed units in the facility to accommodate an increase in census. The major goal is to get the census higher on the rehabilitation unit and operating as before. Expenses were kept in line with prior year, other than contractually obligated increases.

Revenue

Revenue projections for 2024 reflect an occupancy level of two hundred twenty-five- two hundred thirty (225-230) beds being occupied in the long-term care area and short-term rehabilitation unit, for an overall projected census of 76%. Decreasing the re-hospitalization rate will improve the confidence that the local hospitals have in our abilities to meet the needs of long and short-term residents. The implementation of new programs will increase census and raise revenue. The facility's quality measures have improved year over year, further solidifying our reputation with the hospitals, our primary referral base. The CMS Medicare Compare rating system continues to be a struggle, but the facility continues to meet NYS DOH Quality Measures designating it in quintiles eligible for additional reimbursement. The facility will use these notable achievements to foster provider relationships to poise for the future.

- Medicare rates are based on historical utilization under the new PDPM Reimbursement Model.
- Medicaid reimbursement rate is projected to be 7.5% up from 6%.

- The projected occupancy rate is calculated and predicted using the, 2021, 2022, 2023 year-to-date census statistics.
- All other revenue amounts are based on historical information and reasonable projections. (Excludes COVID-19 effects)
- Overall, revenue projections were affected due to several factors:
 - Fewer census days projected.
 - Lower miscellaneous revenue projections from the DSRIP due to changes in how this funding is distributed.
 - Projected Federal cuts to the PDPM/Medicare reimbursement program.
- The Intergovernmental Transfer Program (IGT) that benefits County Nursing Homes continues in 2024. The proposed budget reflects the anticipation that the county will be able to match IGT. The program will continue for the 2024 budget year and Management has used \$3,400,000 as anticipated revenues from the Program.

Expenses

- Expenses reflect the continuing challenge of providing quality resident care and services in a facility with increasing infrastructure needs.
- Every vacant position continues to be evaluated before hiring to seek improved efficiencies and reduced expenses.
 - Contractual expenditure requests did not decrease or increase significantly.
- Each department's request for overtime appropriations was assessed and reduced where deemed prudent to do so. Many departments have reduced staff over the years and rely on agency.

Willow Point Rehabilitation and Nursing Center 27010104, 27010304, 27010504
Administration and General

<u>Title of Position</u>	<u>Grade/Unit</u>	As of				
		2022 <u>Actuals</u>	June 15, 2023 <u>Current Authorized</u>	2024 <u>Requested</u>	2024 <u>Recommended</u>	2024 <u>Adopted</u>
<u>Full-Time Positions</u>						
Nursing Home Administrator	O Admin	1	1	1	1	1
Deputy NH Administrator-Admin Services	F Admin	0	1	1	1	1
Deputy NH Administrator-Fiscal Services	F Admin	1	1	1	1	1
Personnel Coordinator/Corporate Compliance	20 Admin	1	1	1	1	1
Personnel Clerk	9 Admin	1	1	1	1	1
Supervising Nurse II	28 BAPA	0	0	0	1	1
Supervising Nurse I	27 BAPA					
Supervising Nurse II	23 BAPA	1	1	1	0	0
Supervising Nurse I	22 BAPA					
Senior Accountant	18 BAPA	1	1	1	1	1
Fiscal Manager	17 BAPA	1	1	1	1	1
Health Information Administrator	14 BAPA	1	1	1	1	1
Admission Coordinator	22 CSEA	1	1	1	1	1
Accountant (County)	16 CSEA	1	1	1	1	1
Principal Billing Specialist	16 CSEA	0	0	2	2	2
Principal Billing Specialist	15 CSEA	1	1	0	0	0
Secretary	13 CSEA	1	1	1	1	1
Senior Billing Specialist *	13 CSEA	2	2	1	1	1
Health Information Technician **	11 CSEA	2	2	2	2	2
Program Assistant *	10 CSEA	1	1	1	1	1
Senior Account Clerk *	9 CSEA	2	2	2	2	2
Senior Clerk	8 CSEA	3	0	0	0	0
Clerk	7 CSEA	6	6	6	6	6
Total Full-Time Positions		28	26	26	26	26
<u>Part-Time Positions</u>						
Clerk	7 CSEA	4	4	4	4	4
Total Part-Time Positions		4	4	4	4	4
Total Positions		32	30	30	30	30
		32	30	30	30	30

* One position unfunded in 2023

** One position unfunded in 2022

BROOME COUNTY GOVERNMENT
 REVENUE AND APPROPRIATION SUMMARY
 BY DEPARTMENT AND DIVISION

FUND: 2050 WPNH Operating
 DEPT: 27000000 Willow Point
 DIV: 01 Willow Point-Admin & General

Account	2022 Actuals	2023 Budget	2023 YTD Actuals As of 11/20/23	2024 Budget Requested	2024 Budget Recommended	2024 Budget Adopted
27000000 Willow Point						
0000002 Departmental Income						
5000105 XEROX MACHINE	40	0	0	0	0	0
5000125 MEDICARE PART B	430,277	600,000	311,942	1,066,900	1,066,900	1,066,900
5000179 CHARGES FOR SERVICES	-47,968	0	4,166,292	0	0	0
5000206 CHARGES FOR SERVICES	3,270	10,000	0	0	0	0
5000210 SNF MEDICARE	1,510,941	7,686,000	3,205,426	3,049,575	3,049,575	3,049,575
5000212 SNF PRIVATE	2,508,840	3,266,486	3,078,960	4,062,085	4,062,085	4,062,085
5000218 SNF NAMI-PATIENT SHARE	2,277,733	2,613,600	1,971,521	199,992	199,992	199,992
5000238 COMMERCIAL INSURANCE	1,273,809	1,474,173	2,209,352	5,587,055	5,587,055	5,587,055
5000426 MISCELLANEOUS	117,627	552,000	70,316	201,324	201,324	201,324
5000431 MISCELLANEOUS	23,964	100,000	342	50,000	50,000	50,000
0000002 Departmental Income Totals	8,098,533	16,302,259	15,014,151	14,216,931	14,216,931	14,216,931
0000003 Use of Money						
5000451 INTEREST AND EARNINGS	1,572	1,500	2,496	2,000	2,000	2,000
5000470 VENDING MACHINE	0	3,600	0	3,600	3,600	3,600
0000003 Use of Money Totals	1,572	5,100	2,496	5,600	5,600	5,600
0000007 Misc Interfund Revenues						
5000530 REFUNDS OF PRIOR YEARS EXPENDI	19,576	0	202,393	0	0	0
5000533 UNCLASSIFIED REVENUES	48,396	0	0	0	0	0
5000545 CREDIT CARD REBATES	407	1,000	0	0	0	0
5000551 CHANGE IN OPEB LIABILITY	5,270,245	0	0	0	0	0
5000562 TRANSFER FROM GENERAL FUND	13,920,546	0	0	0	0	0
5000570 EARNINGS ON TEMPORARY INVESTME	3,952	0	0	0	0	0
0000007 Misc Interfund Revenues Totals	19,263,122	1,000	202,393	0	0	0
0000009 Federal Aid						
5000949 SNF MEDICAID - FEDERAL	11,692,468	14,537,581	10,524,179	15,873,850	15,873,850	15,873,850
0000009 Federal Aid Totals	11,692,468	14,537,581	10,524,179	15,873,850	15,873,850	15,873,850
Rev Total for Div: 2701	39,055,695	30,845,940	25,743,219	30,096,381	30,096,381	30,096,381

REPORT:BP033

BROOME COUNTY GOVERNMENT
REVENUE AND APPROPRIATION SUMMARY
BY DEPARTMENT AND DIVISION

FUND: 2050 WPNH Operating
DEPT: 27000000 Willow Point
DIV: 01 Willow Point-Admin & General

Account	2022 Actuals	2023 Budget	2023 YTD Actuals As of 11/20/23	2024 Budget Requested	2024 Budget Recommended	2024 Budget Adopted
0000010 Personnel Service						
6001000 SALARIES FULL-TIME	606,139	1,057,279	659,422	1,194,928	1,199,438	1,199,438
6001001 SALARIES PART-TIME	51,324	53,218	43,775	62,067	62,067	62,067
6001002 SALARIES TEMPORARY	7,811	0	42,594	0	0	0
6001003 SALARIES OVERTIME	12,806	25,635	28,661	26,584	26,584	26,584
6001009 OTHER PERSONNEL SERVICES	0	0	300	0	0	0
6001012 HOLIDAY OVERTIME PAY	1,247	3,602	823	1,000	1,000	1,000
0000010 Personnel Service Totals	679,327	1,139,734	775,575	1,284,579	1,289,089	1,289,089
0000020 Equipment and Capital Outlay						
6002703 OTHER INSTITUTIONAL EQUIPMENT	0	500	0	0	0	0
0000020 Equipment and Capital Outlay Totals	0	500	0	0	0	0
0000040 Contractual Expenditures						
6004010 BOOKS AND SUBSCRIPTIONS	119	995	0	300	300	300
6004012 OFFICE SUPPLIES	7,288	8,200	6,277	7,800	7,800	7,800
6004030 FOOD AND BEVERAGES	0	5,000	0	0	0	0
6004048 MISC OPERATIONAL SUPPLIES	4,190	3,000	540	2,000	2,000	2,000
6004053 RECREATIONAL AND ACTIVITY SUPP	0	2,000	0	0	0	0
6004055 COMPUTER SOFTWARE AND SUPPLIES	2,000	0	0	0	0	0
6004100 POSTAGE AND FREIGHT	58	150	0	150	150	150
6004105 DUES AND MEMBERSHIPS	25,114	26,278	23,526	26,060	26,060	26,060
6004106 GENERAL OFFICE EXPENSES	338	1,450	0	1,200	1,200	1,200
6004126 RECREATIONAL AND ACTIVITY EXPE	18	0	0	0	0	0
6004137 ADVERTISING AND PROMOTION EXPE	17,166	23,400	-205	20,000	20,000	20,000
6004160 MILEAGE AND PARKING-LOCAL	0	500	0	100	100	100
6004161 TRAVEL HOTEL AND MEALS	1,610	750	0	750	750	750
6004162 EDUCATION AND TRAINING	0	1,100	135	1,200	1,200	1,200
6004168 OTHER PERSONNEL EXPENSES	306	1,060	1,269	1,160	1,160	1,160
6004196 COPYING MACHINE RENTALS	10,077	11,766	8,673	10,106	10,106	10,106
6004255 CONTRACTED SERVICES	650,096	158,000	107,710	1,500,000	1,500,000	1,500,000
6004411 PHYSICIAN SERVICES	65,000	65,000	37,917	65,000	65,000	65,000
6004412 HEALTH & MEDICAL SERVICES EXPE	5,690	15,000	3,415	10,000	10,000	10,000
6004500 ACCTG AND COST ALLOCATION SERV	1,500	1,500	1,500	1,500	1,500	1,500
6004504 OTHER FINANCIAL SERVICES	33,878	0	15,520	0	0	0
6004537 INVESTIGATIONS EXPENSES	7,958	18,746	6,667	14,434	14,434	14,434
6004573 OTHER FEES FOR SERVICES	14,744	14,000	22,195	17,000	17,000	17,000
6004575 INCENTIVE	140	15,000	0	10,000	10,000	10,000
6004580 BAD DEBT EXPENSE	3,020,282	0	0	0	0	0

BROOME COUNTY GOVERNMENT
 REVENUE AND APPROPRIATION SUMMARY
 BY DEPARTMENT AND DIVISION

FUND: 2050 WPNH Operating
 DEPT: 27000000 Willow Point
 DIV: 01 Willow Point-Admin & General

Account	2022 Actuals	2023 Budget	2023 YTD Actuals As of 11/20/23	2024 Budget Requested	2024 Budget Recommended	2024 Budget Adopted
6004592 STATE REVENUE REFUND	1,593,394	1,400,000	1,121,548	1,400,000	1,400,000	1,400,000
0000040 Contractual Expenditures Totals	5,460,966	1,772,895	1,356,687	3,088,760	3,088,760	3,088,760
0000041 Chargeback Expenses						
6004601 INDIRECT COSTS	568,799	556,068	0	529,093	529,093	529,093
6004602 INSURANCE PREMIUM CHARGEBACK	238,908	107,473	80,605	74,016	74,016	74,016
6004606 TELEPHONE BILLING ACCOUNT	56,636	98,127	49,064	96,491	96,491	96,491
6004609 DATA PROCESSING CHARGEBACKS	629,348	292,338	216,554	292,411	292,411	292,411
6004614 OTHER CHARGEBACK EXPENSES	40	31	131	46	46	46
6004615 GASOLINE CHARGEBACK	136	0	0	0	0	0
6004617 DUPLICATING/PRINTING CHARGEBAC	13,092	12,472	9,062	11,926	11,926	11,926
6004618 OFFICE SUPPLIES CHARGEBACK	4,778	6,348	2,966	4,491	4,491	4,491
0000041 Chargeback Expenses Totals	1,511,737	1,072,857	358,382	1,008,474	1,008,474	1,008,474
0000042 Depreciation						
6004801 DEPRECIATION - BUILDINGS	55,554	0	0	0	0	0
6004802 DEPRECIATION - BLDG IMPROVEMEN	430,426	0	0	0	0	0
6004803 DEPRECIATION - IMPROV O/T BLDG	1,272	0	0	0	0	0
6004805 DEPRECIATION - MACHINERY & EQU	296,179	0	0	0	0	0
0000042 Depreciation Totals	783,431	0	0	0	0	0
0000080 Employee Benefits						
6008001 STATE RETIREMENT	58,949	149,768	84,973	158,969	159,852	159,852
6008002 SOCIAL SECURITY	49,032	85,813	57,462	98,397	98,742	98,742
6008004 WORKERS COMPENSATION	13,179	12,432	6,468	13,631	13,631	13,631
6008005 WORKERS COMP LT LIABILITY	-130,322	0	0	0	0	0
6008006 LIFE INSURANCE	91	345	69	360	360	360
6008007 HEALTH INSURANCE	157,814	244,131	106,626	214,303	214,303	214,303
6008009 RETIREE HEALTH INSURANCE	245,860	242,382	222,557	268,401	268,401	268,401
6008010 DISABILITY INSURANCE	967	1,320	594	1,320	1,320	1,320
6008014 NYS ERS VDC EXPENSE	12,142	13,056	7,231	0	0	0
6008015 PENSION EXPENSE	-21,532	0	0	0	0	0
6008016 CHANGE IN PENSION LIABILITY	-534,796	0	0	0	0	0
0000080 Employee Benefits Totals	-148,616	749,247	485,980	755,381	756,609	756,609

REPORT:BP033

BROOME COUNTY GOVERNMENT
 REVENUE AND APPROPRIATION SUMMARY
 BY DEPARTMENT AND DIVISION

FUND: 2050 WPNH Operating
 DEPT: 27000000 Willow Point
 DIV: 01 Willow Point-Admin & General

Account	2022 Actuals	2023 Budget	2023 YTD Actuals As of 11/20/23	2024 Budget Requested	2024 Budget Recommended	2024 Budget Adopted
Exp Total for Div: 2701	8,286,845	4,735,233	2,976,624	6,137,194	6,142,932	6,142,932
Total for Div: 27000000	30,768,850	26,110,707	22,766,595	23,959,187	23,953,449	23,953,449

Willow Point Rehabilitation and Nursing Center Nursing

It is the mission of the nursing department to provide the highest quality nursing care for residents while recognizing that resident(s) and family are an integral component to the plan of care. We strive for a comprehensive interdisciplinary approach with emphasis on quality of care and quality of life, while assuring preservation of dignity, and independence for all residents.

Description

The Nursing Department is supervised by the Deputy Administrator for Health Care Services (DAHCS), who also serves as the Director of Nursing, a position required by NYSDOH. The DAHCS has oversight of areas where Nursing and other departments intertwine, specifically Minimum Data Set (MDS reporting), Staff Development and In-service Training, Infection Control, Wound Care, and Central Supply. The DAHCS shares Administrative On-Call duties with the Administrator.

Day-to-day supervision of the Nursing Department is handled by the Associate Director of Clinical Care (ADON). A primary duty of the ADON is the responsibility for all resident investigation(s) including follow-up and the mandated NYS Department of Health reporting for all reportable resident incidents/accidents. The ADON reviews & investigates all resident incidents and/or accidents to determine if an incident is reportable. Another primary responsibility for the ADON is the supervision of two staffing positions. These duties include but are not limited to scheduled time for nurses, CNAs, unit helpers, maintaining rotation schedules, approval of valid reasons for time off, participation in interviews, and review of nursing applicants. Evaluations and engagement in personnel issues of all nursing staff is another area the ADON has responsibility. At least one Registered Nurse is working in the facility 8-hours every day and is also available

on-call the remaining time. Each nursing unit also has a manager with 24-hour responsibility; the Clinical Care Coordinators (CCC).

The Nursing Units, under the guidance of the Deputy Administrator for Health Services, provides leadership in resident care supervised by Clinical Care Coordinators. There are seven skilled nursing units in the facility. The Alzheimer's Dementia Unit is a secure unit. Another unit is designated to meet the needs of residents who are considered subacute. The professional nursing staff, in conjunction with the attending physician, nurse practitioner, family, and all disciplines implements plans of care for each resident. Staff duties include administering medications, treatments, maintaining infection control, monitoring, and documentation relating to the care of residents, and as mandated by State and Federal Regulations.

The Nursing Department employs RNs, LPNs, CNAs and Unit Aides. RNs and LPNs complete assessments and identify signs and symptoms of illness that may affect a resident's overall health. Medication administration and treatments are completed routinely and as needed. Care is designed to restore and maintain resident abilities and functions for quality of care and ultimately, their quality of life. Certified Nursing Assistants maintain daily records which provide the nurse with necessary information about the progress of the residents. Unit Aides support the objectives of the department in providing basic services for residents. The work involves performing a variety of helper tasks to assist the nursing staff.

The Staff Development Department is responsible for the orientation and continued education program for all employees. Various community resources and consultants are used for presentation of programs.

The Alzheimer's Dementia Unit provides specialized care to those residents with dementia who are experiencing memory loss, impairment of functional abilities, and loss of other cognitive skills. The goal is to maintain each resident at his or her highest practicable level of functioning for the longest period possible.

The Infection Control Department monitors all departments for infection control compliance. The department provides an ongoing employee health program, administers resident and staff flu vaccine, administers resident pneumococcal vaccine, and administers residents, staff, and volunteer Mantoux testing program. The department also reviews the Occupational Exposure Control Program and monitors compliance, oversees the administration of Hepatitis B vaccination program, and assists the employee in education regarding Infection Control issues, while maintaining documentation compliance.

The Sub-Acute Rehabilitation Unit is intended to address residents acutely impacted by a clinical event. Whether the need for services is for extensive nursing services or for rehabilitation services provided by physical, occupational, or speech language clinical staff, comprehensive care to ensure a positive outcome is provided to all participants. It is our express ambition to manage this unit in accordance with these guidelines to ensure that every resident of the Subacute Unit receives full attention and support throughout his or her recovery period.

The budget includes nursing positions necessary to meet the care needs of the residents as required by regulation. The amount of

nursing staff scheduled to work on any given day is set by a historical standard that considers the care needs of each resident.

Nursing Administration along with the Administrator are developing a plan to implement Peritoneal dialysis as a service to provide for Willow Point Residents. Dialysis centers are a stable investment as there is a growing need for them.

2024 Objectives

- Make appropriate adjustments to implement a new Medicaid Case Mix Methodology, whatever the NYS DOH decides that shall be.
- Continue to maintain a 2 Star or higher CMS Rating and 2nd Quintile NYS DOH ranking and improve quality measures.
- Strive for a deficiency free survey.
- Continue efforts to reduce re-hospitalizations.
- Successfully implement changes necessary to accommodate and comply with the new Medicare reimbursement model, PDP (Patient Driven Payment Model).
- Continue efforts to adequately staff the building, hire employees, and retain employees.
- Evaluate the healthcare needs of our County post-COVID-19 to determine how we can best support those needs with appropriate training and education.
- Implement Grant Writing for Nurse Mentor Programs.

Willow Point Rehabilitation and Nursing Center 27060104, 27060204, 27060304

Nursing

<u>Title of Position</u>	<u>Grade/Unit</u>	<u>2022 Actuals</u>	As of	<u>2024 Requested</u>	<u>2024 Recommended</u>	<u>2024 Adopted</u>
			June 15, 2023			
			<u>Current Authorized</u>			
<u>Full-Time Positions</u>						
Deputy NH Administrator-for Health Services	J Admin	1	1	1	1	1
Associate Director of Clinical Care	25 BAPA	1	1	1	1	1
MDS Coordinator	23 BAPA	1	1	1	1	1
Clinical Care Coordinator II	24 BAPA	7	7	7	7	7
Certified Nursing Aide Instructor	22 BAPA	1	0	0	0	0
Supervising Nurse II	28 BAPA	0	0	0	9	9
Supervising Nurse I	27 BAPA					
Supervising Nurse II	23 BAPA	8	9	9	0	0
Supervising Nurse I	22 BAPA					
Infection Control Nurse	26 CSEA	0	0	0	1	1
Infection Control Nurse	22 CSEA	1	1	1	0	0
Charge Nurse	27 CSEA	0	0	0	18	18
Senior LPN	17 CSEA					
Charge Nurse	23 CSEA	18	18	18	0	0
Senior LPN	17 CSEA					
RPN-WPNH	26 CSEA	0	0	0	26	26
LPN	16 CSEA					
RPN-WPNH	22 CSEA	26	26	26	0	0
LPN	16 CSEA					
Certified Nursing Assistant *	12 CSEA	112	112	112	112	112
Program Assistant	10 CSEA	1	1	1	1	1
Stores Clerk	10 CSEA	1	1	1	1	1
Keyboard Specialist	8 CSEA	1	1	1	1	1
Total Full-Time Positions		179	179	179	179	179
<u>Part-Time Positions</u>						
RPN-WPNH	26 CSEA	0	0	0	27	27
LPN	16 CSEA					
RPN-WPNH	22 CSEA	27	27	27	0	0
LPN	16 CSEA					
Certified Nursing Assistant	12 CSEA	33	33	33	33	33
Unit Aide	UA	7	7	7	7	7
Total Part-Time Positions		67	67	67	67	67
Total Positions		246	246	246	246	246

*22 Positions unfunded in 2023

REPORT:BP033

BROOME COUNTY GOVERNMENT
REVENUE AND APPROPRIATION SUMMARY
BY DEPARTMENT AND DIVISION

FUND: 2050 WPNH Operating
DEPT: 27000000 Willow Point
DIV: 06 Willow Point-Nursing

Account	2022 Actuals	2023 Budget	2023 YTD Actuals As of 11/20/23	2024 Budget Requested	2024 Budget Recommended	2024 Budget Adopted
0000002 Departmental Income						
5000179 CHARGES FOR SERVICES	47,968	0	0	0	0	0
0000002 Departmental Income Totals	47,968	0	0	0	0	0
Rev Total for Div: 2706	47,968	0	0	0	0	0
0000010 Personnel Service						
6001000 SALARIES FULL-TIME	4,480,798	7,562,841	3,053,192	7,924,478	8,246,019	8,246,019
6001001 SALARIES PART-TIME	320,582	1,446,062	275,768	1,502,499	1,502,499	1,502,499
6001002 SALARIES TEMPORARY	695,544	591,977	511,252	578,837	578,837	578,837
6001003 SALARIES OVERTIME	731,491	15,770	453,086	16,117	16,117	16,117
6001004 SALARIES SHIFT DIFFERENTIAL	0	32,968	0	33,223	33,223	33,223
6001008 STAND-BY PAY	12,608	20,920	9,328	20,920	20,920	20,920
6001009 OTHER PERSONNEL SERVICES	19,192	43,100	17,782	39,500	39,500	39,500
6001012 HOLIDAY OVERTIME PAY	50,945	5,595	30,334	19,396	19,396	19,396
6001013 SIGN ON BONUS	131,865	260,000	107,150	173,800	173,800	173,800
0000010 Personnel Service Totals	6,443,025	9,979,233	4,457,892	10,308,770	10,630,311	10,630,311
0000020 Equipment and Capital Outlay						
6002505 HOSPITAL MEDICAL AND LAB EQUIP	0	7,200	7,681	7,200	7,200	7,200
0000020 Equipment and Capital Outlay Totals	0	7,200	7,681	7,200	7,200	7,200
0000040 Contractual Expenditures						
6004010 BOOKS AND SUBSCRIPTIONS	57	400	0	400	400	400
6004012 OFFICE SUPPLIES	1,608	3,500	5,433	3,500	3,500	3,500
6004045 TRAINING AND EDUCATIONAL SUPPL	786	600	15	600	600	600
6004048 MISC OPERATIONAL SUPPLIES	527	7,000	2,694	5,500	5,500	5,500
6004056 COMPUTER EQUIPMENT(NON CAPITAL	7,887	0	0	0	0	0
6004060 NURSING SUPPLIES	619	0	0	0	0	0
6004062 MEDICAL LAB & CLINIC SUPPLIES	209,480	286,500	214,693	236,500	236,500	236,500
6004100 POSTAGE AND FREIGHT	315	875	56	875	875	875
6004106 GENERAL OFFICE EXPENSES	1,287	750	66	750	750	750
6004112 BLDG GROUNDS AND EQUIP REPAIR	281	0	0	0	0	0

BROOME COUNTY GOVERNMENT
 REVENUE AND APPROPRIATION SUMMARY
 BY DEPARTMENT AND DIVISION

FUND: 2050 WPNH Operating
 DEPT: 27000000 Willow Point
 DIV: 06 Willow Point-Nursing

Account	2022 Actuals	2023 Budget	2023 YTD Actuals As of 11/20/23	2024 Budget Requested	2024 Budget Recommended	2024 Budget Adopted
6004136 OPERATIONAL EQUIPMENT REPAIRS	4,291	4,500	6,444	4,500	4,500	4,500
6004143 TRANSPORTATION SERVICES	170	400	0	400	400	400
6004161 TRAVEL HOTEL AND MEALS	0	1,000	0	1,000	1,000	1,000
6004162 EDUCATION AND TRAINING	4,656	3,000	170	1,000	1,000	1,000
6004168 OTHER PERSONNEL EXPENSES	440	8,000	5,820	3,000	3,000	3,000
6004191 OUTSIDE RENTALS-MACHINERY	4,520	50,350	12,444	30,350	30,350	30,350
6004196 COPYING MACHINE RENTALS	13,588	12,862	10,985	12,862	12,862	12,862
6004405 REHAB AND THERAPY SERVICES	0	5,000	0	5,000	5,000	5,000
6004410 NURSING SERVICES	6,180,166	0	8,390,302	4,400,000	4,000,484	4,000,484
6004411 PHYSICIAN SERVICES	0	0	24	0	0	0
0000040 Contractual Expenditures Totals	6,430,678	384,737	8,649,146	4,706,237	4,306,721	4,306,721
0000041 Chargeback Expenses						
6004609 DATA PROCESSING CHARGEBACKS	60,270	255,121	53,852	255,184	255,184	255,184
6004610 PERSONNEL SERVICES CHARGEBACKS	471	0	0	0	0	0
0000041 Chargeback Expenses Totals	60,741	255,121	53,852	255,184	255,184	255,184
0000080 Employee Benefits						
6008001 STATE RETIREMENT	780,537	1,508,086	741,748	1,535,576	1,583,218	1,583,218
6008002 SOCIAL SECURITY	467,294	731,386	323,879	795,224	819,819	819,819
6008004 WORKERS COMPENSATION	413,909	390,864	294,712	428,571	428,571	428,571
6008006 LIFE INSURANCE	550	3,540	382	3,450	3,450	3,450
6008007 HEALTH INSURANCE	996,291	2,166,053	834,705	2,139,390	2,139,390	2,139,390
6008009 RETIREE HEALTH INSURANCE	1,366,825	1,461,279	1,111,907	1,383,532	1,383,532	1,383,532
6008010 DISABILITY INSURANCE	6,523	17,336	4,779	17,336	17,336	17,336
6008011 UNEMPLOYMENT INSURANCE	6,436	0	4,978	0	0	0
6008012 EMPLOYEE TUITION REIMBURSEMENT	1,565	2,000	0	2,000	2,000	2,000
6008013 HEALTH INS - RETIRE INCENTIVE	-6	0	0	0	0	0
6008015 PENSION EXPENSE	-208,940	0	0	0	0	0
6008016 CHANGE IN PENSION LIABILITY	-705,207	0	0	0	0	0
0000080 Employee Benefits Totals	3,125,777	6,280,544	3,317,090	6,305,079	6,377,316	6,377,316
Exp Total for Div: 2706	16,060,221	16,906,835	16,485,661	21,582,470	21,576,732	21,576,732

REPORT:BP033

BROOME COUNTY GOVERNMENT
 REVENUE AND APPROPRIATION SUMMARY
 BY DEPARTMENT AND DIVISION

FUND: 2050 WPNH Operating
 DEPT: 27000000 Willow Point
 DIV: 06 Willow Point-Nursing

Account	2022 Actuals	2023 Budget	2023 YTD Actuals As of 11/20/23	2024 Budget Requested	2024 Budget Recommended	2024 Budget Adopted
Total for Div: 27000000	-16,012,253	-16,906,835	-16,485,661	-21,582,470	-21,576,732	-21,576,732

Willow Point Rehabilitation and Nursing Center Dietary

The Dietary Division provides food service that meets the daily nutritional needs of residents and ensures that special dietary needs are recognized. The goal is to work with the food service vendor to ensure the food is served in a manner that is nutritious, appetizing, visually pleasing, and of sufficient variety to ensure resident satisfaction and maintain acceptable parameters of nutritional status. Consideration is given to food habits, preferences, ethnic groups, activities and holidays. Food and beverage services are contracted with a third-party vendor.

2024 Objectives:

- Continue to work proactively with Sodexo to achieve a positive dining experience for all residents and strive for a deficiency free survey.

Willow Point Rehabilitation and Nursing Center 27050104
 Dietary

<u>Title of Position</u>	<u>Grade/Unit</u>	As of				
		2022	June 15, 2023	2024	2024	2024
		<u>Actuals</u>	<u>Current Authorized</u>	<u>Requested</u>	<u>Recommended</u>	<u>Adopted</u>
<u>Full-Time Positions</u>						
Food Service Director	20 BAPA	1	1	1	1	1
Total Full-Time Positions		1	1	1	1	1
<u>Part-Time Positions</u>						
None						
Total Part-Time Positions		0	0	0	0	0
Total Positions		1	1	1	1	1

BROOME COUNTY GOVERNMENT
 REVENUE AND APPROPRIATION SUMMARY
 BY DEPARTMENT AND DIVISION

FUND: 2050 WPNH Operating
 DEPT: 27000000 Willow Point
 DIV: 05 Willow Point-Dietary

Account	2022 Actuals	2023 Budget	2023 YTD Actuals As of 11/20/23	2024 Budget Requested	2024 Budget Recommended	2024 Budget Adopted
0000002 Departmental Income						
5000427 CAFETERIA FEES	4,170	1,000	0	1,000	1,000	1,000
0000002 Departmental Income Totals	4,170	1,000	0	1,000	1,000	1,000
Rev Total for Div: 2705	4,170	1,000	0	1,000	1,000	1,000
0000010 Personnel Service						
6001000 SALARIES FULL-TIME	61,440	62,084	48,990	64,980	64,980	64,980
0000010 Personnel Service Totals	61,440	62,084	48,990	64,980	64,980	64,980
0000040 Contractual Expenditures						
6004255 CONTRACTED SERVICES	0	0	0	2,560,315	2,560,315	2,560,315
0000040 Contractual Expenditures Totals	0	0	0	2,560,315	2,560,315	2,560,315
0000041 Chargeback Expenses						
6004609 DATA PROCESSING CHARGEBACKS	1,139	1,173	1,193	1,173	1,173	1,173
6004625 FOOD SERVICE CHARGEBACKS	2,584,679	2,809,328	2,223,797	0	0	0
0000041 Chargeback Expenses Totals	2,585,818	2,810,501	2,224,990	1,173	1,173	1,173
0000080 Employee Benefits						
6008001 STATE RETIREMENT	9,902	13,106	10,518	12,710	12,710	12,710
6008002 SOCIAL SECURITY	4,284	4,749	3,377	4,971	4,971	4,971
6008004 WORKERS COMPENSATION	1,043	1,001	627	1,098	1,098	1,098
6008006 LIFE INSURANCE	5	15	5	15	15	15
6008007 HEALTH INSURANCE	19,529	20,484	17,497	20,894	20,894	20,894
6008009 RETIREE HEALTH INSURANCE	113,034	120,242	100,202	122,647	122,647	122,647
6008015 PENSION EXPENSE	-2,022	0	0	0	0	0
6008016 CHANGE IN PENSION LIABILITY	-3,775	0	0	0	0	0
0000080 Employee Benefits Totals	142,000	159,597	132,226	162,335	162,335	162,335

REPORT:BP033

BROOME COUNTY GOVERNMENT
 REVENUE AND APPROPRIATION SUMMARY
 BY DEPARTMENT AND DIVISION

FUND: 2050 WPNH Operating
 DEPT: 27000000 Willow Point
 DIV: 05 Willow Point-Dietary

Account	2022 Actuals	2023 Budget	2023 YTD Actuals As of 11/20/23	2024 Budget Requested	2024 Budget Recommended	2024 Budget Adopted
Exp Total for Div: 2705	2,789,258	3,032,182	2,406,206	2,788,803	2,788,803	2,788,803
Total for Div: 27000000	-2,785,088	-3,031,182	-2,406,206	-2,787,803	-2,787,803	-2,787,803

Willow Point Rehabilitation and Nursing Center Cleanliness and Safety

The Department of Public Works (DPW) has oversight of the Maintenance, Housekeeping and Laundry Departments at WPR&NC through a Full-Time DPW employee, the Facility Manager. The Maintenance Mechanics, under the Facility Manager's direction, are responsible for providing general and preventive maintenance for the physical plant, equipment, and grounds. The Maintenance staff is also responsible for upkeep of the facility-owned equipment including but not limited to beds, lifts, and wheelchairs.

The Housekeeping Supervisor oversees the Housekeeping Department and is charged with providing a safe and sanitary environment. The Housekeeping Department duties include all basic cleaning functions and custodial work provided by the Custodial Workers.

The Housekeeping Supervisor also oversees the laundry and Laundry Workers. They are responsible for laundering residents' personal clothing, facility curtains and draperies, and miscellaneous resident care items. Laundry also manages the contracted linen supply service.

2024 Budget Highlights

- Monitoring and continuous development of processes instituted to improve environmental infection control standards.
- Implement new programs with the help of Grant writing to aid Broome County and Surrounding communities.

Willow Point Rehabilitation and Nursing Center 27030204, 27030304, 27030404
 Cleanliness and Safety

<u>Title of Position</u>	<u>Grade/Unit</u>	2022 <u>Actuals</u>	As of	2024 <u>Requested</u>	2024 <u>Recommended</u>	2024 <u>Adopted</u>
			June 15, 2023 <u>Current Authorized</u>			
<u>Full-Time Positions</u>						
Housekeeping Supervisor	14 BAPA	1	1	1	1	1
Assistant Housekeeping Supervisor*	11 CSEA	1	1	1	1	1
Maintenance Mechanic	10 CSEA	4	4	4	4	4
Maintenance Worker	7 CSEA	1	1	1	1	1
Custodial Worker	7 CSEA	24	23	23	23	23
Laundry Worker	7 CSEA	5	5	5	5	5
Total Full-Time Positions		36	35	35	35	35
<u>Part-Time Positions</u>						
Custodial Worker	7 CSEA	7	4	4	4	4
Laundry Worker	7 CSEA	1	1	1	1	1
Total Part-Time Positions		8	5	5	5	5
Total Positions		44	40	40	40	40

* One position unfunded in 2022

BROOME COUNTY GOVERNMENT
 REVENUE AND APPROPRIATION SUMMARY
 BY DEPARTMENT AND DIVISION

FUND: 2050 WPNH Operating
 DEPT: 27000000 Willow Point
 DIV: 03 Willow Point-Cleanliness/Safety

Account	2022 Actuals	2023 Budget	2023 YTD Actuals As of 11/20/23	2024 Budget Requested	2024 Budget Recommended	2024 Budget Adopted
0000006 Sale of Prop and Comp for Loss						
5000510 SALE OF SCRAP & EXCESS MATERIA	590	1,000	0	200	200	200
0000006 Sale of Prop and Comp for Loss Totals	590	1,000	0	200	200	200
Rev Total for Div: 2703	590	1,000	0	200	200	200
0000010 Personnel Service						
6001000 SALARIES FULL-TIME	917,977	1,105,897	645,036	1,185,735	1,185,735	1,185,735
6001001 SALARIES PART-TIME	10,008	67,584	20,336	78,038	78,038	78,038
6001003 SALARIES OVERTIME	22,468	31,618	21,217	33,445	33,445	33,445
6001008 STAND-BY PAY	7,280	7,280	6,160	7,336	7,336	7,336
6001009 OTHER PERSONNEL SERVICES	5,083	7,200	4,783	6,900	6,900	6,900
6001012 HOLIDAY OVERTIME PAY	6,663	11,845	5,312	12,649	12,649	12,649
0000010 Personnel Service Totals	969,479	1,231,424	702,844	1,324,103	1,324,103	1,324,103
0000020 Equipment and Capital Outlay						
6002600 MAINTENANCE EQUIPMENT	0	0	0	11,166	11,166	11,166
6002604 BUILDING AND GROUNDS EQUIPMENT	0	0	378	5,000	5,000	5,000
6002709 OTHER OPERATIONAL EQUIPMENT	0	0	0	25,000	25,000	25,000
0000020 Equipment and Capital Outlay Totals	0	0	378	41,166	41,166	41,166
0000040 Contractual Expenditures						
6004010 BOOKS AND SUBSCRIPTIONS	0	400	0	400	400	400
6004012 OFFICE SUPPLIES	157	250	627	250	250	250
6004021 BLDG MAINTENANCE SUPPLIES	44,135	68,500	46,693	55,000	55,000	55,000
6004022 FUEL AND HEATING SUPPLIES	50,036	130,000	46,706	100,000	100,000	100,000
6004023 BLDG AND GROUNDS SUPPLIES	57,128	61,000	46,668	59,000	59,000	59,000
6004032 HSLD LAUNDRY & CLEANING SUPPLI	9,105	35,000	27,179	34,000	34,000	34,000
6004048 MISC OPERATIONAL SUPPLIES	1,777	18,500	7,644	11,000	11,000	11,000
6004054 SAFETY SUPPLIES	1,442	2,120	1,114	2,620	2,620	2,620
6004061 ENVIRONMENTAL HEALTH SUPPLIES	151,672	214,000	167,566	189,000	189,000	189,000
6004062 MEDICAL LAB & CLINIC SUPPLIES	838	0	0	0	0	0
6004106 GENERAL OFFICE EXPENSES	77	0	0	0	0	0

REPORT:BP033

BROOME COUNTY GOVERNMENT
REVENUE AND APPROPRIATION SUMMARY
BY DEPARTMENT AND DIVISION

FUND: 2050 WPNH Operating

DEPT: 27000000 Willow Point

DIV: 03 Willow Point-Cleanliness/Safety

Account	2022 Actuals	2023 Budget	2023 YTD Actuals As of 11/20/23	2024 Budget Requested	2024 Budget Recommended	2024 Budget Adopted
6004112 BLDG GROUNDS AND EQUIP REPAIR	82,512	85,000	36,858	95,800	95,800	95,800
6004113 WATER AND SEWAGE CHARGES	60,258	85,000	62,556	80,000	80,000	80,000
6004115 ELECTRIC CURRENT	139,226	180,000	137,537	180,000	180,000	180,000
6004116 TAXES	3,330	4,000	3,196	4,000	4,000	4,000
6004117 BUILDING AND GROUNDS EXPENSES	108,949	114,850	87,796	112,410	112,410	112,410
6004121 LAUNDRY AND DRY CLEANING EXPEN	199,116	292,000	218,194	270,000	270,000	270,000
6004138 OTHER OPERATIONAL EXPENSES	890	1,000	490	1,000	1,000	1,000
6004191 OUTSIDE RENTALS-MACHINERY	1,200	800	1,000	800	800	800
6004196 COPYING MACHINE RENTALS	670	804	470	804	804	804
0000040 Contractual Expenditures Totals	912,518	1,293,224	892,294	1,196,084	1,196,084	1,196,084
0000041 Chargeback Expenses						
6004614 OTHER CHARGEBACK EXPENSES	0	3,000	0	3,000	3,000	3,000
6004615 GASOLINE CHARGEBACK	1,317	1,351	2,142	1,065	1,065	1,065
6004616 FLEET SERVICE CHARGEBACK	7,500	10,500	10,500	12,000	12,000	12,000
6004619 BUILDING SERVICE CHARGEBACK	137,214	160,000	120,000	160,000	160,000	160,000
0000041 Chargeback Expenses Totals	146,031	174,851	132,642	176,065	176,065	176,065
0000080 Employee Benefits						
6008001 STATE RETIREMENT	131,570	212,458	129,889	202,977	202,977	202,977
6008002 SOCIAL SECURITY	69,222	94,200	50,588	101,295	101,295	101,295
6008004 WORKERS COMPENSATION	21,900	20,681	16,593	22,676	22,676	22,676
6008006 LIFE INSURANCE	143	555	116	555	555	555
6008007 HEALTH INSURANCE	219,931	338,368	155,722	302,118	302,118	302,118
6008009 RETIREE HEALTH INSURANCE	228,004	240,378	204,983	249,149	249,149	249,149
6008010 DISABILITY INSURANCE	2,091	3,168	1,635	3,168	3,168	3,168
6008011 UNEMPLOYMENT INSURANCE	6,426	0	966	0	0	0
6008013 HEALTH INS - RETIRE INCENTIVE	-7,878	0	0	0	0	0
6008015 PENSION EXPENSE	-30,795	0	0	0	0	0
6008016 CHANGE IN PENSION LIABILITY	-88,599	0	0	0	0	0
0000080 Employee Benefits Totals	552,015	909,808	560,492	881,938	881,938	881,938
Exp Total for Div: 2703	2,580,043	3,609,307	2,288,650	3,619,356	3,619,356	3,619,356

REPORT:BP033

BROOME COUNTY GOVERNMENT
REVENUE AND APPROPRIATION SUMMARY
BY DEPARTMENT AND DIVISION

FUND: 2050 WPNH Operating
DEPT: 27000000 Willow Point
DIV: 03 Willow Point-Cleanliness/Safety

Account	2022 Actuals	2023 Budget	2023 YTD Actuals As of 11/20/23	2024 Budget Requested	2024 Budget Recommended	2024 Budget Adopted
Total for Div: 27000000	-2,579,453	-3,608,307	-2,288,650	-3,619,156	-3,619,156	-3,619,156

Willow Point Rehabilitation and Nursing Center Social Programs

The Social Work team is led by the Director of Nursing Home Social Services. This position was reinstated in 2017 to assist in providing leadership and guidance to three full time Social Work Assistants and one Discharge Planner. The Director of Nursing Home Social Services reports directly to the Administrator.

The Social Services staff supports residents as they adjust to living at Willow Point, their illnesses, or their disabilities. Additionally, they assist the residents to achieve the highest possible quality of psychosocial, emotional, and spiritual life by arranging for services to meet these needs.

The Therapeutic Recreational Services Department is directly overseen by the Director of Therapeutic Recreational Services. The Leisure Time Activities Leaders provide an ongoing program of activities designed to meet the interests and the physical, mental, and psychosocial well-being of each resident. These programs include large and small groups and one-on-one activities involving all ages, interests and abilities. The department is also responsible for the volunteer program, gift shop and the contract for hair care services.

2024 Objectives

- Enhance facility staff knowledge of social work services and how to create an effective system of referrals.
 - Improve efficiencies in the discharge planning process to meet the demands of the short-term rehabilitation unit.
 - Transition from paper MOLST to the eMOLST program.
 - Implement determination of capacity for all Willow Point Residents upon Admission to facility.
- Provide an ongoing program of activities that enhance our elder's lives by creating a blend of meaningful, stimulating and enriching array of activity programming.
 - Continue with the Memory Maker Project on a larger scale. This is an arts and cultural based program specifically designed to meet the needs of residents who have dementia or Alzheimer's Disease. This program will provide resident stimulation as well as facility exposure to the people and organizations affiliated with the program in the outside community.
 - Develop new and meaningful activities that also align with core principles of infection control practices.

Willow Point Rehabilitation and Nursing Center 27070104, 27070304
 Social Programs

<u>Title of Position</u>	<u>Grade/Unit</u>	2022 <u>Actuals</u>	As of June 15, 2023 Current <u>Authorized</u>	2024 <u>Requested</u>	2024 <u>Recommended</u>	2024 <u>Adopted</u>
<u>Full-Time Positions</u>						
Director of NH Social Services	21 BAPA	1	1	1	1	1
Director Therapeutic Recreational Services	16 BAPA	1	1	1	1	1
Discharge Planner	14 BAPA	1	1	1	1	1
Social Work Assistant	14 CSEA	3	3	3	3	3
Leisure Time Activities Leader	7 CSEA	7	7	7	7	7
Total Full-Time Positions		13	13	13	13	13
<u>Part-Time Positions</u>						
None						
Total Part-Time Positions		0	0	0	0	0
Total Positions		13	13	13	13	13

REPORT:BP033

BROOME COUNTY GOVERNMENT
 REVENUE AND APPROPRIATION SUMMARY
 BY DEPARTMENT AND DIVISION

FUND: 2050 WPNH Operating
 DEPT: 27000000 Willow Point
 DIV: 07 Willow Point-Social Programs

Account	2022 Actuals	2023 Budget	2023 YTD Actuals As of 11/20/23	2024 Budget Requested	2024 Budget Recommended	2024 Budget Adopted
0000002 Departmental Income						
5000109 CABLE TV	2,598	3,600	0	3,600	3,600	3,600
0000002 Departmental Income Totals	2,598	3,600	0	3,600	3,600	3,600
Rev Total for Div: 2707	2,598	3,600	0	3,600	3,600	3,600
0000010 Personnel Service						
6001000 SALARIES FULL-TIME	389,640	480,959	317,513	517,141	517,141	517,141
6001002 SALARIES TEMPORARY	27,555	34,803	23,055	37,283	37,283	37,283
6001003 SALARIES OVERTIME	40,437	24,786	6,194	25,380	25,380	25,380
6001004 SALARIES SHIFT DIFFERENTIAL	0	80	0	80	80	80
6001012 HOLIDAY OVERTIME PAY	1,041	455	525	459	459	459
0000010 Personnel Service Totals	458,673	541,083	347,287	580,343	580,343	580,343
0000020 Equipment and Capital Outlay						
6002702 RECREATIONAL EQUIPMENT	0	655	0	1,000	1,000	1,000
0000020 Equipment and Capital Outlay Totals	0	655	0	1,000	1,000	1,000
0000040 Contractual Expenditures						
6004010 BOOKS AND SUBSCRIPTIONS	642	1,900	387	1,000	1,000	1,000
6004012 OFFICE SUPPLIES	-106	250	341	700	700	700
6004030 FOOD AND BEVERAGES	424	1,500	296	1,500	1,500	1,500
6004053 RECREATIONAL AND ACTIVITY SUPP	1,722	2,000	2,433	3,500	3,500	3,500
6004061 ENVIRONMENTAL HEALTH SUPPLIES	209	0	0	0	0	0
6004105 DUES AND MEMBERSHIPS	0	60	0	60	60	60
6004125 RELIGIOUS EXPENSES	3,300	3,600	3,300	3,300	3,300	3,300
6004126 RECREATIONAL AND ACTIVITY EXPE	31,577	30,000	29,065	33,000	33,000	33,000
6004138 OTHER OPERATIONAL EXPENSES	507	620	546	620	620	620
6004161 TRAVEL HOTEL AND MEALS	0	340	0	730	730	730
6004162 EDUCATION AND TRAINING	0	1,200	0	1,200	1,200	1,200
6004191 OUTSIDE RENTALS-MACHINERY	308	100	36	100	100	100
6004573 OTHER FEES FOR SERVICES	0	1,500	0	1,500	1,500	1,500

BROOME COUNTY GOVERNMENT
 REVENUE AND APPROPRIATION SUMMARY
 BY DEPARTMENT AND DIVISION

FUND: 2050 WPNH Operating
 DEPT: 27000000 Willow Point
 DIV: 07 Willow Point-Social Programs

Account	2022 Actuals	2023 Budget	2023 YTD Actuals As of 11/20/23	2024 Budget Requested	2024 Budget Recommended	2024 Budget Adopted
0000040 Contractual Expenditures Totals	38,583	43,070	36,404	47,210	47,210	47,210
0000080 Employee Benefits						
6008001 STATE RETIREMENT	65,013	85,233	48,931	76,040	76,040	76,040
6008002 SOCIAL SECURITY	33,137	41,394	25,507	44,397	44,397	44,397
6008004 WORKERS COMPENSATION	7,842	7,386	5,899	8,099	8,099	8,099
6008006 LIFE INSURANCE	36	225	45	225	225	225
6008007 HEALTH INSURANCE	53,392	141,644	52,031	83,661	83,661	83,661
6008009 RETIREE HEALTH INSURANCE	141,780	148,529	113,480	137,009	137,009	137,009
6008010 DISABILITY INSURANCE	385	880	335	880	880	880
6008015 PENSION EXPENSE	-15,086	0	0	0	0	0
6008016 CHANGE IN PENSION LIABILITY	-42,405	0	0	0	0	0
0000080 Employee Benefits Totals	244,094	425,291	246,228	350,311	350,311	350,311
Exp Total for Div: 2707	741,350	1,010,099	629,919	978,864	978,864	978,864
Total for Div: 27000000	-738,752	-1,006,499	-629,919	-975,264	-975,264	-975,264

Willow Point Rehabilitation and Nursing Center Ancillaries

Mission Statement

To provide an array of required rehabilitation services and programs designed to address issues of pain and debility, striving to maintain optimal functional levels. To implement programs to meet the many needs of the Community.

Description

The Physical Therapy Department provides evaluations and treatments that are designed to restore and maintain the physical functions that have been lost or impaired, such as the ability to walk or stand. Techniques used include gait and balance training, manual skills and therapeutic exercise. The Department also addresses the causes of pain, wound issues, and community re-entry concerns.

The Occupational Therapy Department provides treatment and training programs designed to restore and maintain residents' ability to function independently. These abilities include activities of daily living, self-care retraining, eye-hand coordination, strength and walk tolerance, range of motion, cognitive processing, and home skills. Treatments include the use of assistive and adaptive devices, orthotic and prosthetic devices, positioning, sensory stimulation, reality orientation, visual perceptual training, and therapeutic activities and exercises, activities of daily living/self-care retraining, and cognitive processing activities.

The Speech and Language Pathologist performs evaluations of hearing and speech disorders, as well as addresses concerns with swallowing dysfunction and diet management. Therapy may be recommended to improve communication of speech and language or to provide an alternative means of communication. In-services are provided by a licensed audiologist or licensed speech-language pathologist.

These therapies are provided through a contract with a third-party vendor.

The facility contracts with a Pharmacy that provides all necessary medications for each resident on a unit dose basis. Services also cover a monthly review by a pharmacist for policy review, resident drug review, survey of stock drugs, and handling of controlled medications.

The facility contracts with a dental agency to provide dental care to residents and in-service to the staff. A full dental office is maintained at Willow Point Rehabilitation and Nursing Center.

The facility contacts with Podiatry to provide care to residents and to support staff with education.

2024 Objectives

- Continue to proactively address the needs of the resident population to support maximum functional recovery and successful discharge where applicable.
- Engage with community services to provide a complete care plan to benefit our residents.
- Operate efficiently within budgeted appropriations to meet care and equipment needs.
- Continue to evaluate performance and opportunities under the new CMS Medicare Part A reimbursement model known as PDPM or Patient Driven Performance Model.
- Develop and implement programs that are driven to serve the needs of Broome County and Surrounding Community.

REPORT:BP033

BROOME COUNTY GOVERNMENT
REVENUE AND APPROPRIATION SUMMARY
BY DEPARTMENT AND DIVISION

FUND: 2050 WPNH Operating
DEPT: 27000000 Willow Point
DIV: 02 Willow Point-Ancillaries

Account	2022 Actuals	2023 Budget	2023 YTD Actuals As of 11/20/23	2024 Budget Requested	2024 Budget Recommended	2024 Budget Adopted
0000002 Departmental Income						
5000206 CHARGES FOR SERVICES	271	0	0	0	0	0
0000002 Departmental Income Totals	271	0	0	0	0	0
Rev Total for Div: 2702	271	0	0	0	0	0
0000020 Equipment and Capital Outlay						
6002401 OFFICE FURNITURE	0	1,019	0	0	0	0
6002505 HOSPITAL MEDICAL AND LAB EQUIP	0	26,500	21,405	26,500	26,500	26,500
0000020 Equipment and Capital Outlay Totals	0	27,519	21,405	26,500	26,500	26,500
0000040 Contractual Expenditures						
6004012 OFFICE SUPPLIES	0	100	0	100	100	100
6004062 MEDICAL LAB & CLINIC SUPPLIES	62,561	139,000	117,300	82,000	82,000	82,000
6004064 UNIT DOSAGE SNF	268,334	400,000	334,176	375,000	375,000	375,000
6004105 DUES AND MEMBERSHIPS	200	200	0	200	200	200
6004123 MEDICAL HOSPITAL AND LAB EXPEN	0	500	0	500	500	500
6004136 OPERATIONAL EQUIPMENT REPAIRS	320	600	340	600	600	600
6004143 TRANSPORTATION SERVICES	420	0	390	0	0	0
6004402 LAB SERVICES	31,917	35,000	41,233	35,000	35,000	35,000
6004405 REHAB AND THERAPY SERVICES	1,157,163	1,470,000	1,112,667	1,370,000	1,370,000	1,370,000
6004411 PHYSICIAN SERVICES	70,656	73,000	64,768	73,000	73,000	73,000
6004573 OTHER FEES FOR SERVICES	54,157	62,500	60,670	52,000	52,000	52,000
0000040 Contractual Expenditures Totals	1,645,728	2,180,900	1,731,544	1,988,400	1,988,400	1,988,400
0000080 Employee Benefits						
6008009 RETIREE HEALTH INSURANCE	48,328	46,045	42,273	51,737	51,737	51,737
0000080 Employee Benefits Totals	48,328	46,045	42,273	51,737	51,737	51,737
Exp Total for Div: 2702	1,694,056	2,254,464	1,795,222	2,066,637	2,066,637	2,066,637

REPORT:BP033

BROOME COUNTY GOVERNMENT
REVENUE AND APPROPRIATION SUMMARY
BY DEPARTMENT AND DIVISION

FUND: 2050 WPNH Operating
DEPT: 27000000 Willow Point
DIV: 02 Willow Point-Ancillaries

Account	2022 Actuals	2023 Budget	2023 YTD Actuals As of 11/20/23	2024 Budget Requested	2024 Budget Recommended	2024 Budget Adopted
Total for Div: 27000000	-1,693,785	-2,254,464	-1,795,222	-2,066,637	-2,066,637	-2,066,637

REPORT:BP033

BROOME COUNTY GOVERNMENT
REVENUE AND APPROPRIATION SUMMARY
BY DEPARTMENT AND DIVISION

FUND: 2050 WPNH Operating
DEPT: 27000000 Willow Point
DIV: 04 Willow Point-Debt Svc

Account	2022 Actuals	2023 Budget	2023 YTD Actuals As of 11/20/23	2024 Budget Requested	2024 Budget Recommended	2024 Budget Adopted
0000007 Misc Interfund Revenues						
5000532 PREMIUM & ACCRUED INT ON OBLIG	0	0	77,849	0	0	0
0000007 Misc Interfund Revenues Totals	0	0	77,849	0	0	0
0000009 Federal Aid						
5000952 ARRA DEBT REIMBURSEMENT	8,496	7,389	6,326	4,068	4,068	4,068
0000009 Federal Aid Totals	8,496	7,389	6,326	4,068	4,068	4,068
Rev Total for Div: 2704	8,496	7,389	84,175	4,068	4,068	4,068
0000040 Contractual Expenditures						
6004504 OTHER FINANCIAL SERVICES	446	325	325	199	199	199
0000040 Contractual Expenditures Totals	446	325	325	199	199	199
0000060 Principal on Indebtedness						
6006000 PRINCIPAL ON SERIAL BONDS	0	162,176	0	203,112	203,112	203,112
6006001 PRINCIPAL ON BANS	0	523,945	0	111,590	111,590	111,590
0000060 Principal on Indebtedness Totals	0	686,121	0	314,702	314,702	314,702
0000070 Interest on Indebtedness						
6007000 INTEREST ON SERIAL BONDS	38,311	31,876	31,876	64,867	64,867	64,867
6007001 INTEREST ON BANS	62,506	74,205	74,204	46,243	46,243	46,243
0000070 Interest on Indebtedness Totals	100,817	106,081	106,080	111,110	111,110	111,110
Exp Total for Div: 2704	101,263	792,527	106,405	426,011	426,011	426,011

REPORT:BP033

BROOME COUNTY GOVERNMENT
REVENUE AND APPROPRIATION SUMMARY
BY DEPARTMENT AND DIVISION

FUND: 2050 WPNH Operating
DEPT: 27000000 Willow Point
DIV: 04 Willow Point-Debt Svc

Account	2022 Actuals	2023 Budget	2023 YTD Actuals As of 11/20/23	2024 Budget Requested	2024 Budget Recommended	2024 Budget Adopted
Total for Div: 27000000	-92,767	-785,138	-22,230	-421,943	-421,943	-421,943

REPORT:BP033

BROOME COUNTY GOVERNMENT
 REVENUE AND APPROPRIATION SUMMARY
 BY DEPARTMENT AND DIVISION

FUND: 2050 WPNH Operating
 DEPT: 27000000 Willow Point
 DIV: 09 Willow Point-Intergovt Transfers

Account	2022 Actuals	2023 Budget	2023 YTD Actuals As of 11/20/23	2024 Budget Requested	2024 Budget Recommended	2024 Budget Adopted
0000007 Misc Interfund Revenues						
5000562 TRANSFER FROM GENERAL FUND	0	0	0	4,094,086	4,094,086	4,094,086
5000567 IGT REVENUE	3,403,099	1,481,718	0	3,400,000	3,400,000	3,400,000
0000007 Misc Interfund Revenues Totals	3,403,099	1,481,718	0	7,494,086	7,494,086	7,494,086
Rev Total for Div: 2709	3,403,099	1,481,718	0	7,494,086	7,494,086	7,494,086
Total for Div: 27000000	3,403,099	1,481,718	0	7,494,086	7,494,086	7,494,086

REPORT:BP033

BROOME COUNTY GOVERNMENT
REVENUE AND APPROPRIATION SUMMARY
BY DEPARTMENT AND DIVISION

FUND: 2050 WPNH Operating
DEPT: 27000000 Willow Point
DIV: 09 Willow Point-Intergovt Transfers

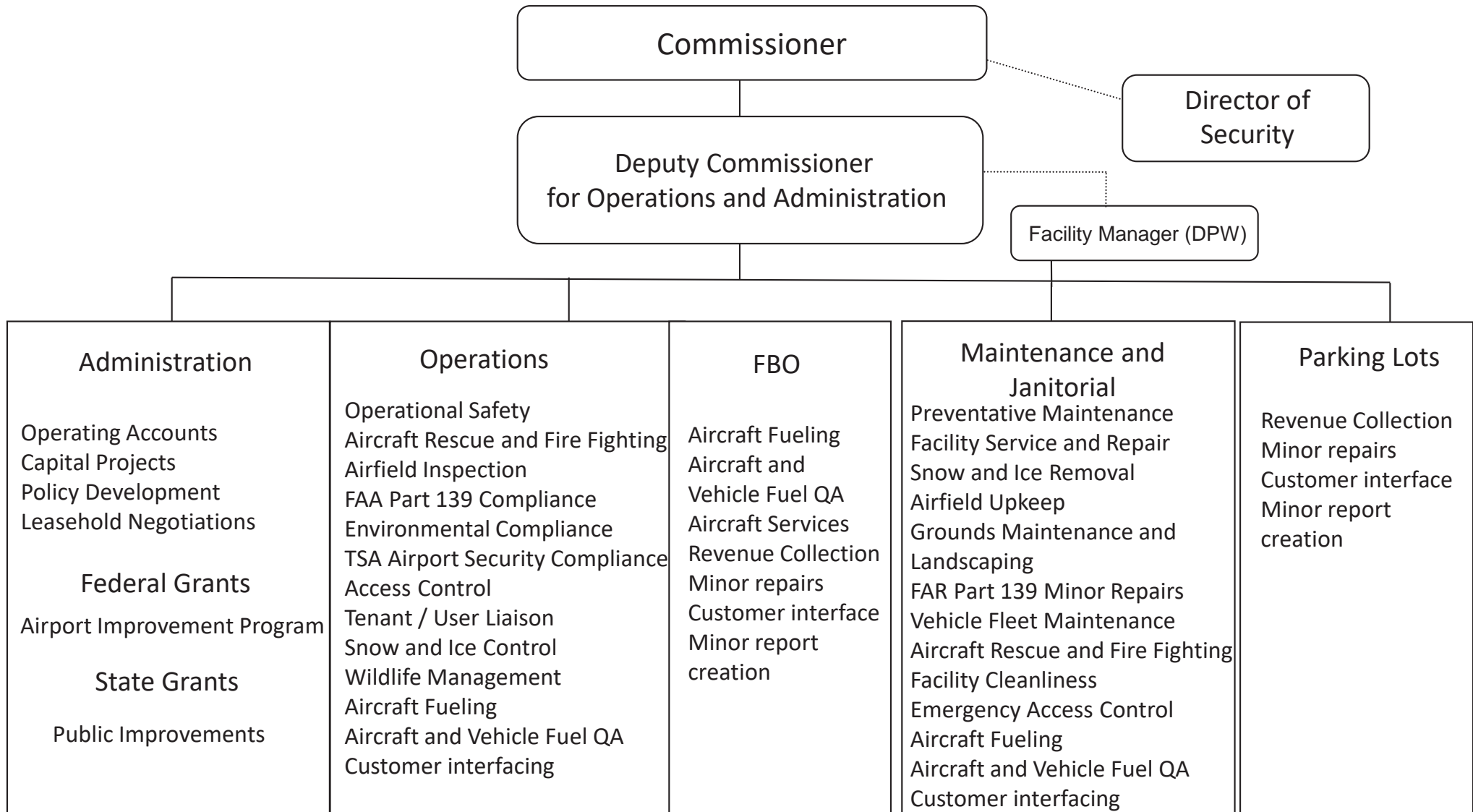
Account	2022 Actuals	2023 Budget	2023 YTD Actuals As of 11/20/23	2024 Budget Requested	2024 Budget Recommended	2024 Budget Adopted
Total for Dept: 27000000	10,269,851	0	-861,293	0	0	0

This page is intentionally left blank.

Transportation

<u>Department/Division</u>	<u>Page</u>
Aviation	272
Highway	
County Roads	281
Road Machinery	290
Public Transportation	295

Aviation



Aviation

Mission Statement

BGM strives to be a regional economic partner providing our community convenient Commercial and General Aviation transportation services and modern facilities for passengers, businesses, and development.

Description

The Greater Binghamton Airport has provided for the air transportation needs of our community for over 70 years. It continues to be an economic driver for Broome County by providing jobs, services, and facilities for aviation and non-aviation uses. Additionally, the Greater Binghamton Airport is vital to the future economic growth of Broome County by providing necessary global connectivity and developable properties for business recruitment and expansion.

The operation of the airport is provided for in Article X of the Broome County Charter. The airport is regulated by the Federal Aviation Administration and the Transportation Security Administration under Title 14 of the Code of Federal Regulations, FAR Part 139 Commercial Aviation Airports; as well as various other state and federal authorities involving safety, environmental, and funding concerns.

The department maintains two intersecting runways, twelve taxiways, three aircraft aprons, (total pavement = 68 lane miles) and all required lighting/signage. The department also maintains; a 74,000-square foot passenger terminal, three large aircraft hangars, 20 T-hangars, a 7,500 square foot aircraft/rescue/fire-fighting facility, a 24,000-square foot maintenance building, a 70,000-gallon fuel farm, and an 8,000 AvGas Self-serve fuel farm. The department is responsible for the roadway serving the facility, water/sewer services along the entire line, and a total of 900 parking spaces in the public, car rental, and employee parking lots.

Delta provides scheduled commercial service with daily flights New York City via LaGuardia (LGA). Avelo Airlines flies less than daily service to Orlando International Airport (MCO) provides services as a carrier aimed at leisure and low-cost fliers. The Commercial Airline activities are complimented by the following based groups; FAA Air Traffic and Facilities, the Transportation Security Administration, Civil Air Patrol, United States Customs and Border Patrol, two car rental agencies, ground transportation services, National Weather Service, and First Air (Fixed Base Operator - a provider of general/business aviation services).

2024 Budget Objectives

- Focus on minimizing financial impact to community as costs increase nationwide.
- Continue the rebuild of commercial air services in the post COVID-19 aviation environment by focusing on adding new routes with existing and new carriers.
- Provide increased services and opportunities for General and Commercial Aviation at the Airport by providing fueling and ground services expected at quality Airports.
- Continue our initiative focused on preparing designated airport property for aeronautical and non-aeronautical development.
- Refocus efforts towards both aviation related sources and non-traditional sources of revenue such as land development, terminal advertising, non-airline tenants.

2024 Budget Highlights

- Continued development of a new department and revenue stream in the FBO Department.
- Adjust expenses to account for the continued COVID-19/supply increases to the Aviation industry.
- Adjust revenues to account for additional flights and provided Aviation services by the Department of Aviation.
- Increasing commercial aviation activities.
- Account for the Terminal Renovation Project outcomes during construction.
- Guiding the Aviation Department towards self-sustaining practices shown to be successful in other airport applications.

Aviation 28010005

<u>Title of Position</u>	<u>Grade/Unit</u>	As of June 15, 2023				
		<u>2022 Adopted</u>	<u>Current Authorized</u>	<u>2024 Requested</u>	<u>2024 Recommended</u>	<u>2024 Adopted</u>
<u>Full-Time Positions</u>						
Commissioner of Aviation	J Admin	0	0	1	0	0
Commissioner of Aviation	H Admin	1	1	0	1	1
Deputy Commissioner of Aviation for Operations & Admin	G Admin	0	0	1	0	0
Deputy Commissioner of Aviation for Operations & Admin	E Admin	1	1	0	1	1
Fiscal Services Administrator	24 Admin	0	0	1	0	0
Fiscal Manager	17 BAPA	0	0	0	1	1
Airport Operations Supervisor	20 BAPA	0	1	1	1	1
Senior Airport Operations Specialist	18 CSEA	1	0	0	0	0
Airport Maintenance Supervisor	17 BAPA	0	0	1	0	0
Airport Maintenance Supervisor**	16 BAPA	1	2	0	1	1
Airport Parking Manager *	9 BAPA	1	1	1	1	1
Airport Operations Specialist	16 CSEA	0	0	4	0	0
Airport Operations Specialist Trainee	15 CSEA					
Airport Operations Specialist	15 CSEA	4	4	0	4	4
Airport Operations Specialist Trainee	14 CSEA					
Airport Equipment Mechanic	16 CSEA	0	0	1	0	0
Airport Equipment Mechanic	14A CSEA	1	1	0	1	1
Principal Account Clerk	13 CSEA	1	1	1	1	1
Airport Maintenance Mechanic	14 CSEA	0	0	8	0	0
Airport Maintenance Mechanic	11A CSEA	6	8	0	8	8
Account Clerk	7 CSEA	0	1	1	1	1
Airport Custodial Worker	11 CSEA	0	0	2	0	0
Airport Custodial Worker	7 CSEA	2	2	0	2	2
Total Full-Time Positions		19	23	23	23	23
<u>Part-Time Positions</u>						
Parking Attendant	7 CSEA	2	2	2	2	2
Airport Maintenance Mechanic	11 CSEA	0	4	4	4	4
Total Part-Time Positions		2	6	6	6	6
Total Positions		21	29	29	29	29

*One position unfunded since 2018

**One abolished 2023 - function moved to DPW Building & Grounds

REPORT:BP032

BROOME COUNTY GOVERNMENT
REVENUE AND APPROPRIATION SUMMARY BY DEPARTMENT

FUND: 2010 Aviation Operating
DEPT: 28000000 Aviation

Account	2022 Actuals	2023 Budget	2023 YTD Actuals As of 11/20/23	2024 Budget Requested	2024 Budget Recommended	2024 Budget Adopted
0000002 Departmental Income						
5000118 FEES FOR SERVICES	0	671,500	0	616,200	616,200	616,200
5000126 FARES & FEES	107,350	98,000	87,632	98,000	98,000	98,000
5000129 RENTAL CAR CONCESSION FEES	288,438	174,000	220,541	174,000	174,000	174,000
5000133 ADVERTISING FEES	12,380	30,000	10,399	15,000	15,000	15,000
5000136 SPACE RENTAL-AIRLINES	264,138	288,150	240,125	257,174	257,174	257,174
5000137 SPACE RENTAL-OTHER	160,895	154,444	125,416	169,213	169,213	169,213
5000139 MISC TERMINAL AREA INCOME	29,088	6,131	16,190	3,025	3,025	3,025
5000140 LANDING FEES - SIGNATORY	43,539	75,000	72,356	97,808	97,808	97,808
5000141 LANDING FEES - NON-SIGNATORY	23,200	21,500	21,065	23,500	23,500	23,500
5000142 FUEL FLOWAGE FEE	20,229	106,200	35,654	103,200	103,200	103,200
5000144 HANGAR RENTAL	189,568	244,505	136,838	317,746	317,746	317,746
5000145 HANGAR TAX REIMBURSEMENT	20,421	35,020	11,573	35,020	35,020	35,020
5000146 AIRCRAFT T-HANGAR RENTAL	45,840	48,960	39,240	48,960	48,960	48,960
5000149 SERVICE CTR/STORAGE/WASH RACK	28,720	28,552	24,983	30,879	30,879	30,879
5000179 CHARGES FOR SERVICES	0	33,250	30,305	32,500	32,500	32,500
5000195 FACILITY RENTALS	6,500	12,000	0	0	0	0
5000196 GROUND RENTALS	19,706	19,285	17,450	21,568	21,568	21,568
5000197 PARKING OPER CONCESSIONS	71,673	211,935	264,795	275,000	275,000	275,000
5000201 MISC ADMIN AND OTHER INCOME	3,291	5,000	1,703	5,000	5,000	5,000
5000206 CHARGES FOR SERVICES	0	37,500	0	37,500	37,500	37,500
5000240 FACILITY USER FEE	0	28,000	0	40,000	40,000	40,000
5000428 OTHER CHARGES	295	2,000	475	2,000	2,000	2,000
0000002 Departmental Income Total	1,335,271	2,330,932	1,356,740	2,403,293	2,403,293	2,403,293
0000003 Use of Money						
5000451 INTEREST AND EARNINGS	4,789	3,000	57,717	37,000	37,000	37,000
5000460 RENTAL OF REAL PROPERTY INDIVI	41,400	71,400	31,867	72,380	72,380	72,380
5000461 RENTAL OF REAL PROP-OTHER GOVT	3,920	3,920	3,946	3,920	3,920	3,920
5000470 VENDING MACHINE	1,024	300	2,585	1,024	1,024	1,024
0000003 Use of Money Total	51,133	78,620	96,115	114,324	114,324	114,324
0000007 Misc Interfund Revenues						
5000530 REFUNDS OF PRIOR YEARS EXPENDI	1,018	0	819	0	0	0
5000532 PREMIUM & ACCRUED INT ON OBLIG	0	0	110,783	0	0	0
5000534 TRANSFER FROM INSURANCE RESERV	1,525	1,833	2,120	0	0	0
5000537 PASSENGER FACILITIES CHARGES	52,551	15,000	15,000	15,000	15,000	15,000
5000539 CONSOLIDATED FACILITIES CHARGE	114,528	92,000	121,906	102,000	102,000	102,000
5000545 CREDIT CARD REBATES	582	500	0	500	500	500

BROOME COUNTY GOVERNMENT
 REVENUE AND APPROPRIATION SUMMARY BY DEPARTMENT

FUND: 2010 Aviation Operating
 DEPT: 28000000 Aviation

Account	2022 Actuals	2023 Budget	2023 YTD Actuals As of 11/20/23	2024 Budget Requested	2024 Budget Recommended	2024 Budget Adopted
5000551 CHANGE IN OPEB LIABILITY	459,296	0	0	0	0	0
5000562 TRANSFER FROM GENERAL FUND	2,140,895	2,763,088	2,763,088	2,812,238	2,812,238	2,812,238
5000570 EARNINGS ON TEMPORARY INVESTME	6,083	0	0	0	0	0
0000007 Misc Interfund Revenues Total	2,776,478	2,872,421	3,013,716	2,929,738	2,929,738	2,929,738
0000008 State Aid						
5000851 AIRPORT STATE AID-CAPITAL PROJ	625,154	0	0	0	0	0
0000008 State Aid Total	625,154	0	0	0	0	0
0000009 Federal Aid						
5000920 AIRPORT - CAPITAL PROJECTS	639,599	0	0	0	0	0
5000952 ARRA DEBT REIMBURSEMENT	20,375	18,713	12,037	10,302	10,302	10,302
5000992 CARES ACT	37,500	0	410	0	0	0
5000993 AMERICAN RESCUE PLAN ACT-ARPA	35,185	0	0	0	0	0
0000009 Federal Aid Total	732,659	18,713	12,447	10,302	10,302	10,302
Rev Totals for Dept: 28000000	5,520,695	5,300,686	4,479,018	5,457,657	5,457,657	5,457,657
0000010 Personnel Service						
6001000 SALARIES FULL-TIME	790,029	1,061,048	629,442	1,247,159	1,191,968	1,191,968
6001001 SALARIES PART-TIME	13,897	108,424	14,999	164,789	164,789	164,789
6001002 SALARIES TEMPORARY	53,414	59,460	60,856	93,600	93,600	93,600
6001003 SALARIES OVERTIME	108,441	82,922	85,855	84,995	84,995	84,995
6001004 SALARIES SHIFT DIFFERENTIAL	4,877	8,636	3,980	8,636	8,636	8,636
6001008 STAND-BY PAY	3,800	9,300	2,290	9,300	9,300	9,300
6001009 OTHER PERSONNEL SERVICES	9,351	10,500	8,615	10,500	10,500	10,500
0000010 Personnel Service Totals	983,809	1,340,290	806,037	1,618,979	1,563,788	1,563,788
0000040 Contractual Expenditures						
6004002 MAT & SUPPLIES-PAINT	1,055	0	0	0	0	0
6004005 SNOW REMOVAL MATERIALS & SUPPL	80,165	89,250	77,362	92,250	92,250	92,250

REPORT:BP032

BROOME COUNTY GOVERNMENT
REVENUE AND APPROPRIATION SUMMARY BY DEPARTMENT

FUND: 2010 Aviation Operating
DEPT: 28000000 Aviation

Account	2022 Actuals	2023 Budget	2023 YTD Actuals As of 11/20/23	2024 Budget Requested	2024 Budget Recommended	2024 Budget Adopted
6004012 OFFICE SUPPLIES	2,032	3,000	1,514	3,000	3,000	3,000
6004021 BLDG MAINTENANCE SUPPLIES	32,849	31,700	21,490	33,450	33,450	33,450
6004022 FUEL AND HEATING SUPPLIES	58,700	92,150	46,033	93,400	93,400	93,400
6004023 BLDG AND GROUNDS SUPPLIES	12,869	13,000	3,356	13,000	13,000	13,000
6004030 FOOD AND BEVERAGES	1,443	2,500	1,121	3,250	3,250	3,250
6004040 MOTOR EQUIPMENT SUPPLIES	18,549	26,500	21,148	26,500	26,500	26,500
6004045 TRAINING AND EDUCATIONAL SUPPL	350	1,375	0	1,375	1,375	1,375
6004046 GAS OIL GREASE AND DIESEL FUEL	90,587	662,250	68,177	584,600	584,600	584,600
6004047 TIRES AND TUBES	7,543	6,600	4,600	9,000	9,000	9,000
6004048 MISC OPERATIONAL SUPPLIES	14,942	13,150	9,769	13,150	13,150	13,150
6004052 UNIFORMS	3,304	5,100	3,210	5,200	5,200	5,200
6004054 SAFETY SUPPLIES	1,500	2,300	1,013	2,300	2,300	2,300
6004055 COMPUTER SOFTWARE AND SUPPLIES	4,393	7,200	2,416	6,700	6,700	6,700
6004100 POSTAGE AND FREIGHT	617	700	297	700	700	700
6004101 TELEPHONE	600	750	0	0	0	0
6004105 DUES AND MEMBERSHIPS	4,866	7,200	3,145	7,200	7,200	7,200
6004112 BLDG GROUNDS AND EQUIP REPAIR	34,195	34,250	29,873	33,250	33,250	33,250
6004113 WATER AND SEWAGE CHARGES	62,477	60,000	51,917	64,000	64,000	64,000
6004114 HEATING AND AIR COND PLANT EXP	25,164	17,500	15,883	14,500	14,500	14,500
6004115 ELECTRIC CURRENT	224,805	226,000	177,334	233,000	233,000	233,000
6004116 TAXES	78,450	103,000	79,513	82,400	82,400	82,400
6004117 BUILDING AND GROUNDS EXPENSES	43,535	41,000	29,758	42,000	42,000	42,000
6004126 RECREATIONAL AND ACTIVITY EXPE	2,431	0	0	0	0	0
6004130 MOTOR EQUIP REPAIRS AND MAINT	658	700	566	700	700	700
6004136 OPERATIONAL EQUIPMENT REPAIRS	570	1,000	600	1,000	1,000	1,000
6004137 ADVERTISING AND PROMOTION EXPE	57,152	50,000	39,182	55,000	55,000	55,000
6004138 OTHER OPERATIONAL EXPENSES	59,765	39,450	43,135	39,450	39,450	39,450
6004139 Trust Account Outflows	28,332	0	0	0	0	0
6004146 SUBCONTRACTED PROGRAM EXPENSE	193,850	170,000	164,163	170,000	170,000	170,000
6004147 OTHER PROGRAM EXPENSE	6,400	5,000	9,178	5,000	5,000	5,000
6004160 MILEAGE AND PARKING-LOCAL	85	500	0	500	500	500
6004161 TRAVEL HOTEL AND MEALS	7,464	8,000	6,197	8,500	8,500	8,500
6004162 EDUCATION AND TRAINING	10,530	11,750	12,411	12,550	12,550	12,550
6004165 ADVISORY BD/TRUSTEES EXPENSES	1,500	1,600	865	1,600	1,600	1,600
6004191 OUTSIDE RENTALS-MACHINERY	0	14,400	150	14,400	14,400	14,400
6004196 COPYING MACHINE RENTALS	2,424	2,500	2,248	3,000	3,000	3,000
6004200 PROPERTY LOSS	1,525	1,833	2,120	0	0	0
6004255 CONTRACTED SERVICES	9,981	15,000	13,470	15,000	15,000	15,000
6004417 DEMOLITION COSTS	0	250,000	318,390	0	0	0
6004504 OTHER FINANCIAL SERVICES	8,682	8,823	5,844	8,003	8,003	8,003
6004580 BAD DEBT EXPENSE	-27,173	0	0	0	0	0
0000040 Contractual Expenditures Totals	1,169,166	2,027,031	1,267,448	1,698,928	1,698,928	1,698,928

BROOME COUNTY GOVERNMENT
 REVENUE AND APPROPRIATION SUMMARY BY DEPARTMENT

FUND: 2010 Aviation Operating
 DEPT: 28000000 Aviation

Account	2022 Actuals	2023 Budget	2023 YTD Actuals As of 11/20/23	2024 Budget Requested	2024 Budget Recommended	2024 Budget Adopted
0000041 Chargeback Expenses						
6004602 INSURANCE PREMIUM CHARGEBACK	75,777	90,207	67,655	115,022	115,022	115,022
6004604 DPW SECURITY CHARGEBACKS	86,211	70,484	52,863	80,350	80,350	80,350
6004606 TELEPHONE BILLING ACCOUNT	0	0	0	9,915	9,915	9,915
6004609 DATA PROCESSING CHARGEBACKS	0	41,317	21,929	32,123	32,123	32,123
6004614 OTHER CHARGEBACK EXPENSES	0	1,595	228	639	639	639
6004617 DUPLICATING/PRINTING CHARGEBAC	0	9,944	590	284	284	284
6004618 OFFICE SUPPLIES CHARGEBACK	0	437	0	305	305	305
6004619 BUILDING SERVICE CHARGEBACK	3,750	5,000	4,711	102,383	102,383	102,383
6004634 Indirect Costs - Excess of Bud	315,221	0	0	0	0	0
0000041 Chargeback Expenses Totals	480,959	218,984	147,976	341,021	341,021	341,021
0000042 Depreciation						
6004801 DEPRECIATION - BUILDINGS	507,200	0	0	0	0	0
6004803 DEPRECIATION - IMPROV O/T BLDG	3,199,665	0	0	0	0	0
6004804 DEPRECIATION - MOTOR VEHICLES	73,760	0	0	0	0	0
6004805 DEPRECIATION - MACHINERY & EQU	273,965	0	0	0	0	0
0000042 Depreciation Totals	4,054,590	0	0	0	0	0
0000060 Principal on Indebtedness						
6006000 PRINCIPAL ON SERIAL BONDS	0	385,309	0	431,169	431,169	431,169
6006001 PRINCIPAL ON BANS	0	380,718	0	252,790	252,790	252,790
0000060 Principal on Indebtedness Totals	0	766,027	0	683,959	683,959	683,959
0000070 Interest on Indebtedness						
6007000 INTEREST ON SERIAL BONDS	89,694	74,104	57,687	91,333	91,333	91,333
6007001 INTEREST ON BANS	24,673	71,339	23,258	215,798	215,798	215,798
0000070 Interest on Indebtedness Totals	114,367	145,443	80,945	307,131	307,131	307,131
0000080 Employee Benefits						
6008001 STATE RETIREMENT	125,730	219,117	130,771	230,969	227,799	227,799
6008002 SOCIAL SECURITY	70,859	102,447	58,234	123,048	118,825	118,825
6008004 WORKERS COMPENSATION	62,040	71,621	53,716	63,257	63,257	63,257

REPORT:BP032

BROOME COUNTY GOVERNMENT
REVENUE AND APPROPRIATION SUMMARY BY DEPARTMENT

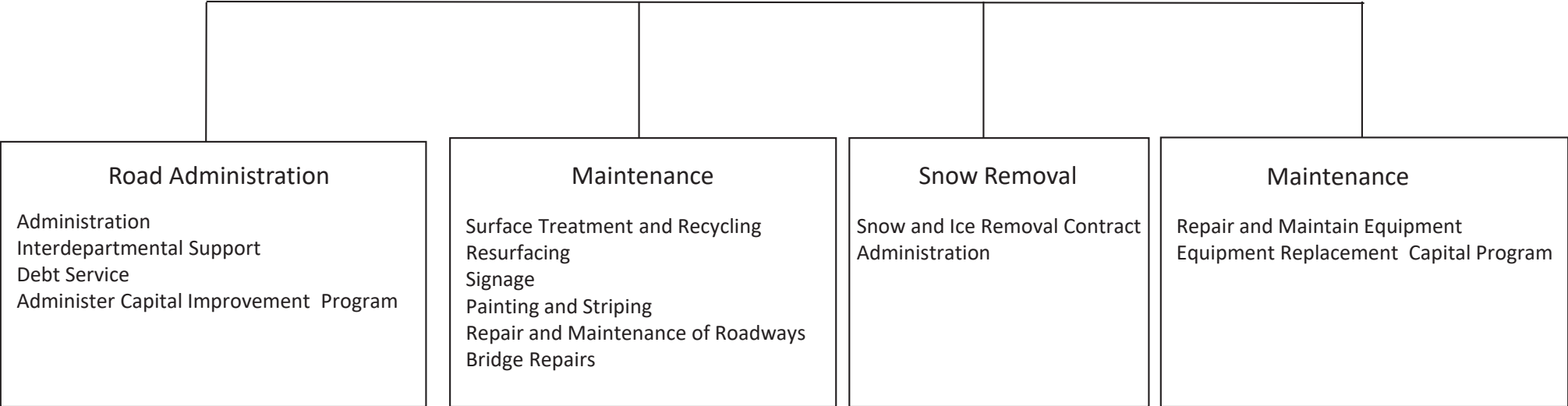
FUND: 2010 Aviation Operating
DEPT: 28000000 Aviation

Account	2022 Actuals	2023 Budget	2023 YTD Actuals As of 11/20/23	2024 Budget Requested	2024 Budget Recommended	2024 Budget Adopted
6008005 WORKERS COMP LT LIABILITY	-37,263	0	0	0	0	0
6008006 LIFE INSURANCE	91	420	79	435	435	435
6008007 HEALTH INSURANCE	192,594	263,338	169,569	303,669	303,669	303,669
6008009 RETIREE HEALTH INSURANCE	134,042	143,856	121,396	146,734	146,734	146,734
6008010 DISABILITY INSURANCE	1,129	2,112	850	2,111	2,111	2,111
6008013 HEALTH INS - RETIRE INCENTIVE	-1,575	0	0	0	0	0
6008015 PENSION EXPENSE	1,995	0	0	0	0	0
6008016 CHANGE IN PENSION LIABILITY	-113,696	0	0	0	0	0
0000080 Employee Benefits Totals	435,946	802,911	534,615	870,223	862,830	862,830
Exp Totals for Dept: 28000000	7,238,837	5,300,686	2,837,021	5,520,241	5,457,657	5,457,657
Total for Dept: 28000000	-1,718,142	0	1,641,997	-62,584	0	0

Highway

Commissioner of Public Works

Deputy Commissioner of Public Works - Highway



Public Works

Highway (County Roads and Road Machinery)

Mission Statement

To maintain a County road system allowing the transportation of people and goods throughout the county, in a cost effective, efficient and professional manner, enhancing community growth, economic well-being and quality of life.

Description

Responsible for maintaining 343.24 center-line miles of road. The Highway Division, in conjunction with the Engineering Division, are also responsible for maintaining 105 bridges with spans of twenty feet or more, 130 culverts with diameters ranging from five to twenty feet and 3,500 culverts with diameters of five feet or less. This involves the inspection and evaluation of county roads and bridges, and planning, reconstruction, repair, and maintenance projects.

The Highway Division is responsible for the administration, operation and maintenance of highway bridge and capital projects; this includes road widening and straightening, resurfacing, and patching of existing county roads to ensure that maintenance is at required standards and safety levels. Emphasis is also placed on snow and ice control. In case of natural disasters, the division also assists other local municipalities with specialized equipment and expertise.

Revenues attributed to the operation of the County Road fund are derived primarily from the road striping for various municipalities throughout Broome County, sale of supplies such as road signs, sand/salt mix to other local governments, and highway work permit fees for work completed by utility companies and others in highway right-of-way. State aid revenues fund the highway operating and capital aid under the State Consolidated Local Highway Assistance Program (CHIPS), Pave -NY, Pave Our Potholes (POP) and Emergency Winter Recovery (EWR) funding. An interfund transfer from the General Fund is received to balance the County Road Fund.

2024 Objectives

- Continue to develop and implement an annual highway maintenance program to ensure preservation of the existing system at an acceptable level of service and standard of construction and extend the useful life of the existing system.
- In-house design, construction, and reconstruction of county highways to conform to acceptable standards of service and construction in accordance with American Association of State Highway and Transportation Officials (AASHTO) Geometric Design and NYSDOT Standard Specifications.
- Rehabilitation of guiderail system to NYSDOT Standards, 40,000 feet of various Broome County roads.

- Preserve the load capacity of county bridges and improve/replace unsafe or inadequate structures in accordance with American Association of State Highway and Transportation Officials (AASHTO) Geometric Design and NYSDOT Geometric Design Policy for Bridges.
- Rehabilitate and stabilize approximately two hundred miles of highway shoulders annually.
- Resurface and/or provide surface treatment, truing, leveling and resurfacing to county highways as required, per industry standard and Broome County ten-year policy. Approximately fifty (50) miles.
- Provide effective 24 hour a day snow and ice control for county roads during the winter season and maintain contracts with various towns for snowplowing and ice control per New York State 24-hour bare road policy.
- Develop a bridge cleaning and maintenance program for county bridges.
- Ensure that legible pavement markings are provided along county highways per the Manual of Uniform Traffic Control Devices.
- Ensure clear sight lines by cutting grass, trees, and brush along approximately 700 miles of county right-of-way in accordance with Section 102 of New York State Highway Law.
- Review requests and issue permits for work within right-of-ways by utilities and contractors. This amounts to approximately eighty permits annually.

2024 Budget Highlights

- Maintain safety and conditions of county highway system with limited funds.
- 2023 was a milder winter than normal. The Division was able to get through snow and freezing rainstorms with no trouble. We had no difficulty getting road salt delivered from the vendor in 2023. We were able to perform road maintenance jobs, right of way tree removal, ditch, and shoulder repairs through the milder winter season.

Public Works 29010205
Highway (County Roads)

<u>Title of Position</u>	<u>Grade/Unit</u>	As of June 15, 2023				
		<u>2022 Actuals</u>	<u>Current Authorized</u>	<u>2024 Requested</u>	<u>2024 Recommended</u>	<u>2024 Adopted</u>
<u>Full-Time Positions</u>						
Deputy Commissioner of Public Works - Highway	F Admin	1	1	1	1	1
General Highway Supervisor	AFSCME	1	1	1	1	1
Assistant General Highway Supervisor	AFSCME	1	1	1	1	1
Highway Crew Supervisor	AFSCME	5	5	5	5	5
Paint Crew Supervisor - Public Works	AFSCME	1	1	1	1	1
Painter - Public Works	AFSCME	2	2	2	2	2
Public Works Office Assistant *	AFSCME	1	0	0	0	0
Highway Clerk **	AFSCME	1	0	0	0	0
Carpenter	AFSCME	1	1	1	1	1
Assistant Carpenter	AFSCME	1	1	1	1	1
Laborer	AFSCME	2	2	2	2	2
Motor Equipment Operator III	AFSCME	10	10	10	10	10
Motor Equipment Operator II	AFSCME	18	18	18	18	18
Motor Equipment Operator I	AFSCME	12	12	12	12	12
Total Full-Time Positions		57	55	55	55	55
<u>Part-Time Positions</u>						
None		0	0	0	0	0
Total Part-Time Positions		0	0	0	0	0
Total Positions		57	55	55	55	55

* One position transferred to DPW - Administration 15010001 in 2023

** One position transferred and title changed to DPW - Administration 15010001 in 2023

BROOME COUNTY GOVERNMENT
 REVENUE AND APPROPRIATION SUMMARY
 BY DEPARTMENT AND DIVISION

FUND: 3120 County Road Operating
 DEPT: 29000000 Highway
 DIV: 01 Highway-County Roads

Account	2022 Actuals	2023 Budget	2023 YTD Actuals As of 11/20/23	2024 Budget Requested	2024 Budget Recommended	2024 Budget Adopted
29000000 Highway						
0000002 Departmental Income						
5000189 OTHER LOCAL GOVERNMENTS	314	0	0	0	0	0
5000214 ROADWAY USE FEES	32,243	50,000	20,757	50,000	50,000	50,000
5000333 OTHER DEPARTMENTAL CHARGEBACK	37,039	30,000	26,210	30,000	30,000	30,000
5000429 SALE OF SUPPLIES TO OTHER GOVT	16,001	20,000	0	20,000	20,000	20,000
0000002 Departmental Income Totals	85,597	100,000	46,967	100,000	100,000	100,000
0000003 Use of Money						
5000451 INTEREST AND EARNINGS	739	1,900	22,409	37,000	37,000	37,000
5000462 RENTAL OF EQUIPMENT OTHER GOVT	19,396	25,000	6,128	25,000	25,000	25,000
5000471 COMMISSIONS	95	1,000	0	1,000	1,000	1,000
0000003 Use of Money Totals	20,230	27,900	28,537	63,000	63,000	63,000
0000006 Sale of Prop and Comp for Loss						
5000516 MINOR SALES - PUBLIC WORKS	4,192	5,000	0	5,000	5,000	5,000
5000518 SALE OF EQUIPMENT	23,044	0	0	0	0	0
0000006 Sale of Prop and Comp for Loss Totals	27,236	5,000	0	5,000	5,000	5,000
0000007 Misc Interfund Revenues						
5000530 REFUNDS OF PRIOR YEARS EXPENDI	13,262	0	10,661	0	0	0
5000533 UNCLASSIFIED REVENUES	3,112	1,500	4,318	1,500	1,500	1,500
5000534 TRANSFER FROM INSURANCE RESERV	49,237	72,537	8,013	0	0	0
5000545 CREDIT CARD REBATES	343	0	0	0	0	0
5000562 TRANSFER FROM GENERAL FUND	8,489,994	8,581,232	8,581,232	8,941,462	8,941,462	8,941,462
5000563 TRANSFER FROM CAPITAL FUND	2,373	0	0	0	0	0
5000569 TRANSFER - DEBT SERVICE FUND	358,447	37,060	39,104	115,600	115,600	115,600
5000580 UNUSED CAPITAL FUND	25,239	0	0	0	0	0
0000007 Misc Interfund Revenues Totals	8,942,007	8,692,329	8,643,328	9,058,562	9,058,562	9,058,562
0000008 State Aid						
5000846 CONSOLIDATED HIGHWAY AID	2,097,243	3,074,325	100	3,074,325	3,074,325	3,074,325
0000008 State Aid Totals	2,097,243	3,074,325	100	3,074,325	3,074,325	3,074,325

REPORT:BP033

BROOME COUNTY GOVERNMENT
 REVENUE AND APPROPRIATION SUMMARY
 BY DEPARTMENT AND DIVISION

FUND: 3120 County Road Operating
 DEPT: 29000000 Highway
 DIV: 01 Highway-County Roads

Account	2022 Actuals	2023 Budget	2023 YTD Actuals As of 11/20/23	2024 Budget Requested	2024 Budget Recommended	2024 Budget Adopted
0000009 Federal Aid						
5000952 ARRA DEBT REIMBURSEMENT	97,110	84,464	72,301	46,500	46,500	46,500
5000992 CARES ACT	580	0	0	0	0	0
0000009 Federal Aid Totals	97,690	84,464	72,301	46,500	46,500	46,500
Rev Total for Div: 2901	11,270,003	11,984,018	8,791,233	12,347,387	12,347,387	12,347,387
0000010 Personnel Service						
6001000 SALARIES FULL-TIME	3,108,391	2,996,434	2,495,899	3,134,789	3,134,789	3,134,789
6001002 SALARIES TEMPORARY	27,438	0	0	0	0	0
6001003 SALARIES OVERTIME	146,239	150,000	68,652	150,000	150,000	150,000
6001004 SALARIES SHIFT DIFFERENTIAL	13,570	12,000	9,076	12,000	12,000	12,000
6001006 OUT OF TITLE PAY	23,728	15,000	23,464	20,000	20,000	20,000
6001009 OTHER PERSONNEL SERVICES	13,575	13,550	13,300	13,550	13,550	13,550
0000010 Personnel Service Totals	3,332,941	3,186,984	2,610,391	3,330,339	3,330,339	3,330,339
0000040 Contractual Expenditures						
6004000 MAT & SUPPLIES-SURFACE TREAT	626,016	450,000	295,768	500,000	500,000	500,000
6004001 MAT & SUPPLIES-SIGNS & POSTS	0	13,000	7,172	19,500	19,500	19,500
6004002 MAT & SUPPLIES-PAINT	84,478	85,000	79,570	85,000	85,000	85,000
6004003 MAT & SUPPLIES-GUIDE RAILS	13,703	10,000	7,056	20,000	20,000	20,000
6004004 MATERIAL & SUPPLIES-OTHER	182,191	70,000	64,872	100,000	100,000	100,000
6004005 SNOW REMOVAL MATERIALS & SUPPL	890,645	600,000	594,287	675,000	675,000	675,000
6004012 OFFICE SUPPLIES	2,489	1,350	845	2,000	2,000	2,000
6004022 FUEL AND HEATING SUPPLIES	19,288	25,000	9,965	25,000	25,000	25,000
6004023 BLDG AND GROUNDS SUPPLIES	553	0	0	0	0	0
6004052 UNIFORMS	9,483	3,300	1,486	5,153	5,153	5,153
6004054 SAFETY SUPPLIES	13,232	10,000	12,383	10,000	10,000	10,000
6004105 DUES AND MEMBERSHIPS	440	0	450	1,000	1,000	1,000
6004113 WATER AND SEWAGE CHARGES	2,324	3,500	3,559	3,500	3,500	3,500
6004115 ELECTRIC CURRENT	31,870	25,000	27,509	25,000	25,000	25,000
6004117 BUILDING AND GROUNDS EXPENSES	7,800	4,500	3,693	4,500	4,500	4,500
6004138 OTHER OPERATIONAL EXPENSES	2,988	18,320	42,859	18,320	18,320	18,320
6004162 EDUCATION AND TRAINING	1,220	0	0	1,000	1,000	1,000
6004191 OUTSIDE RENTALS-MACHINERY	61,299	61,000	66,790	0	0	0

BROOME COUNTY GOVERNMENT
 REVENUE AND APPROPRIATION SUMMARY
 BY DEPARTMENT AND DIVISION

FUND: 3120 County Road Operating
 DEPT: 29000000 Highway
 DIV: 01 Highway-County Roads

Account	2022 Actuals	2023 Budget	2023 YTD Actuals As of 11/20/23	2024 Budget Requested	2024 Budget Recommended	2024 Budget Adopted
6004196 COPYING MACHINE RENTALS	1,410	2,000	1,175	2,000	2,000	2,000
6004198 SNOW REMOVAL - LOCAL GOVTS	0	0	0	82,690	82,690	82,690
6004200 PROPERTY LOSS	44,769	71,485	6,018	0	0	0
6004203 INSURANCE CLAIMS	4,468	655	1,995	0	0	0
6004413 OTHER HEALTH AND MEDICAL SERVI	0	1,661	0	1,661	1,661	1,661
6004504 OTHER FINANCIAL SERVICES	5,103	3,714	3,714	2,269	2,269	2,269
6004583 TAXES ON COUNTY PROPERTY	24	0	0	0	0	0
0000040 Contractual Expenditures Totals	2,005,793	1,459,485	1,231,166	1,583,593	1,583,593	1,583,593
0000041 Chargeback Expenses						
6004602 INSURANCE PREMIUM CHARGEBACK	323,294	334,900	251,175	342,355	342,355	342,355
6004606 TELEPHONE BILLING ACCOUNT	0	0	3,027	3,791	3,791	3,791
6004609 DATA PROCESSING CHARGEBACKS	0	86,621	43,898	89,023	89,023	89,023
6004614 OTHER CHARGEBACK EXPENSES	0	0	0	32	32	32
6004617 DUPLICATING/PRINTING CHARGEBAC	0	1,121	36	2,326	2,326	2,326
6004618 OFFICE SUPPLIES CHARGEBACK	0	0	119	325	325	325
6004620 TELEPHONE CHARGEBACKS	0	6,053	0	0	0	0
6004634 Indirect Costs - Excess of Bud	161,091	0	0	0	0	0
0000041 Chargeback Expenses Totals	484,385	428,695	298,255	437,852	437,852	437,852
0000060 Principal on Indebtedness						
6006000 PRINCIPAL ON SERIAL BONDS	1,912,095	1,975,626	1,975,626	2,556,544	2,556,544	2,556,544
6006001 PRINCIPAL ON BANS	1,564,414	1,579,485	1,579,485	699,421	699,421	699,421
0000060 Principal on Indebtedness Totals	3,476,509	3,555,111	3,555,111	3,255,965	3,255,965	3,255,965
0000070 Interest on Indebtedness						
6007000 INTEREST ON SERIAL BONDS	506,006	414,200	414,200	921,483	921,483	921,483
6007001 INTEREST ON BANS	307,200	385,716	385,716	337,081	337,081	337,081
0000070 Interest on Indebtedness Totals	813,206	799,916	799,916	1,258,564	1,258,564	1,258,564
0000080 Employee Benefits						
6008001 STATE RETIREMENT	442,431	551,231	446,559	517,856	517,856	517,856
6008002 SOCIAL SECURITY	238,542	244,996	186,328	239,811	239,811	239,811
6008004 WORKERS COMPENSATION	129,311	149,238	111,505	199,617	199,617	199,617
6008006 LIFE INSURANCE	302	825	245	900	900	900

REPORT:BP033

BROOME COUNTY GOVERNMENT
REVENUE AND APPROPRIATION SUMMARY
BY DEPARTMENT AND DIVISION

FUND: 3120 County Road Operating
DEPT: 29000000 Highway
DIV: 01 Highway-County Roads

Account	2022 Actuals	2023 Budget	2023 YTD Actuals As of 11/20/23	2024 Budget Requested	2024 Budget Recommended	2024 Budget Adopted
6008007 HEALTH INSURANCE	738,192	741,660	620,604	741,505	741,505	741,505
6008009 RETIREE HEALTH INSURANCE	795,387	865,480	632,630	781,385	781,385	781,385
6008011 UNEMPLOYMENT INSURANCE	1,972	0	11,960	0	0	0
6008013 HEALTH INS - RETIRE INCENTIVE	3,335	0	0	0	0	0
0000080 Employee Benefits Totals	2,349,472	2,553,430	2,009,831	2,481,074	2,481,074	2,481,074
Exp Total for Div: 2901	12,462,306	11,983,621	10,504,670	12,347,387	12,347,387	12,347,387
Total for Div: 29000000	-1,192,303	397	-1,713,437	0	0	0

REPORT:BP033

BROOME COUNTY GOVERNMENT
REVENUE AND APPROPRIATION SUMMARY
BY DEPARTMENT AND DIVISION

FUND: 3120 County Road Operating
DEPT: 29000000 Highway
DIV: 01 Highway-County Roads

Account	2022 Actuals	2023 Budget	2023 YTD Actuals As of 11/20/23	2024 Budget Requested	2024 Budget Recommended	2024 Budget Adopted
-----	-----	-----	-----	-----	-----	-----
Total for Dept: 29000000	-1,192,303	397	-1,713,437	0	0	0

Public Works 30020105
Highway (Road Machinery)

<u>Title of Position</u>	<u>Grade/Unit</u>	As of				
		<u>2022</u>	<u>Current</u>	<u>2024</u>	<u>2024</u>	<u>2024</u>
		<u>Actuals</u>	<u>Authorized</u>	<u>Requested</u>	<u>Recommended</u>	<u>Adopted</u>
<u>Full-Time Positions</u>						
Equipment Service Supervisor	AFSCME	1	1	1	1	1
Stores Clerk	AFSCME	2	2	2	2	2
Equipment Mechanic III *	AFSCME	6	7	7	7	7
Equipment Mechanic II	AFSCME	1	1	1	1	1
Equipment Mechanic I	AFSCME	2	2	2	2	2
Total Full-Time Positions		12	13	13	13	13
<u>Part-Time Positions</u>						
None						
Total Part-Time Positions		0	0	0	0	0
Total Positions		12	13	13	13	13

*One position transferred from Parks 43010008 in 2023

BROOME COUNTY GOVERNMENT
 REVENUE AND APPROPRIATION SUMMARY
 BY DEPARTMENT AND DIVISION

FUND: 3160 Road Machinery Operating
 DEPT: 30000000 Road Machinery
 DIV: 02 Highway-Road Machinery

Account	2022 Actuals	2023 Budget	2023 YTD Actuals As of 11/20/23	2024 Budget Requested	2024 Budget Recommended	2024 Budget Adopted
30000000 Road Machinery						
0000002 Departmental Income						
5000189 OTHER LOCAL GOVERNMENTS	2,191	4,000	1,880	3,500	3,500	3,500
0000002 Departmental Income Totals	2,191	4,000	1,880	3,500	3,500	3,500
0000003 Use of Money						
5000451 INTEREST AND EARNINGS	2,380	700	34,260	20,000	20,000	20,000
0000003 Use of Money Totals	2,380	700	34,260	20,000	20,000	20,000
0000006 Sale of Prop and Comp for Loss						
5000518 SALE OF EQUIPMENT	0	25,000	0	25,000	25,000	25,000
0000006 Sale of Prop and Comp for Loss Totals	0	25,000	0	25,000	25,000	25,000
0000007 Misc Interfund Revenues						
5000530 REFUNDS OF PRIOR YEARS EXPENDI	2,128	0	1,172	0	0	0
5000562 TRANSFER FROM GENERAL FUND	2,736,111	3,302,377	3,302,377	3,328,080	3,328,080	3,328,080
5000569 TRANSFER - DEBT SERVICE FUND	51,308	0	2,978	19,900	19,900	19,900
0000007 Misc Interfund Revenues Totals	2,789,547	3,302,377	3,306,527	3,347,980	3,347,980	3,347,980
0000009 Federal Aid						
5000952 ARRA DEBT REIMBURSEMENT	14,392	12,518	10,715	6,891	6,891	6,891
0000009 Federal Aid Totals	14,392	12,518	10,715	6,891	6,891	6,891
Rev Total for Div: 3002	2,808,510	3,344,595	3,353,382	3,403,371	3,403,371	3,403,371
0000010 Personnel Service						
6001000 SALARIES FULL-TIME	752,596	748,870	583,648	738,482	738,482	738,482
6001003 SALARIES OVERTIME	33,516	20,000	13,086	20,000	20,000	20,000
6001004 SALARIES SHIFT DIFFERENTIAL	2,375	3,000	1,546	3,000	3,000	3,000
6001006 OUT OF TITLE PAY	1,568	1,500	1,757	1,500	1,500	1,500

REPORT:BP033

BROOME COUNTY GOVERNMENT
REVENUE AND APPROPRIATION SUMMARY
BY DEPARTMENT AND DIVISION

FUND: 3160 Road Machinery Operating
DEPT: 30000000 Road Machinery
DIV: 02 Highway-Road Machinery

Account	2022 Actuals	2023 Budget	2023 YTD Actuals As of 11/20/23	2024 Budget Requested	2024 Budget Recommended	2024 Budget Adopted
6001009 OTHER PERSONNEL SERVICES	725	725	3,500	725	725	725
0000010 Personnel Service Totals	790,780	774,095	603,537	763,707	763,707	763,707
0000040 Contractual Expenditures						
6004006 GARAGE & SHOP OPERATIONAL SUPP	18,705	10,000	10,306	10,000	10,000	10,000
6004012 OFFICE SUPPLIES	1,631	1,000	1,342	1,500	1,500	1,500
6004021 BLDG MAINTENANCE SUPPLIES	6,978	3,200	2,012	5,000	5,000	5,000
6004022 FUEL AND HEATING SUPPLIES	1,261	500	-846	1,000	1,000	1,000
6004023 BLDG AND GROUNDS SUPPLIES	1,415	1,500	881	2,000	2,000	2,000
6004040 MOTOR EQUIPMENT SUPPLIES	363,893	355,000	340,347	424,000	424,000	424,000
6004046 GAS OIL GREASE AND DIESEL FUEL	448,175	600,000	359,822	625,255	625,255	625,255
6004047 TIRES AND TUBES	24,890	55,000	13,453	59,000	59,000	59,000
6004054 SAFETY SUPPLIES	1,687	2,000	1,345	5,000	5,000	5,000
6004100 POSTAGE AND FREIGHT	40	0	0	0	0	0
6004102 TELEPHONE EQUIPMENT	7,133	3,000	5,048	6,200	6,200	6,200
6004117 BUILDING AND GROUNDS EXPENSES	3,909	4,000	2,921	4,000	4,000	4,000
6004130 MOTOR EQUIP REPAIRS AND MAINT	13,879	20,000	9,749	25,000	25,000	25,000
6004133 UNIFORM AND CLOTHING ALLOWANCE	5,190	3,000	5,221	3,300	3,300	3,300
6004138 OTHER OPERATIONAL EXPENSES	4,172	8,000	12,383	10,000	10,000	10,000
6004162 EDUCATION AND TRAINING	445	0	0	0	0	0
6004196 COPYING MACHINE RENTALS	1,051	1,200	954	1,200	1,200	1,200
6004504 OTHER FINANCIAL SERVICES	756	551	550	337	337	337
0000040 Contractual Expenditures Totals	905,210	1,067,951	765,488	1,182,792	1,182,792	1,182,792
0000041 Chargeback Expenses						
6004634 Indirect Costs - Excess of Bud	40,362	0	0	0	0	0
0000041 Chargeback Expenses Totals	40,362	0	0	0	0	0
0000060 Principal on Indebtedness						
6006000 PRINCIPAL ON SERIAL BONDS	318,311	328,470	328,470	455,093	455,093	455,093
6006001 PRINCIPAL ON BANS	319,924	418,314	418,314	159,214	159,214	159,214
0000060 Principal on Indebtedness Totals	638,235	746,784	746,784	614,307	614,307	614,307
0000070 Interest on Indebtedness						
6007000 INTEREST ON SERIAL BONDS	87,422	72,946	72,945	193,872	193,872	193,872

BROOME COUNTY GOVERNMENT
 REVENUE AND APPROPRIATION SUMMARY
 BY DEPARTMENT AND DIVISION

FUND: 3160 Road Machinery Operating
 DEPT: 30000000 Road Machinery
 DIV: 02 Highway-Road Machinery

Account	2022 Actuals	2023 Budget	2023 YTD Actuals As of 11/20/23	2024 Budget Requested	2024 Budget Recommended	2024 Budget Adopted
6007001 INTEREST ON BANS	59,683	101,683	101,682	85,410	85,410	85,410
0000070 Interest on Indebtedness Totals	147,105	174,629	174,627	279,282	279,282	279,282
0000080 Employee Benefits						
6008001 STATE RETIREMENT	87,895	128,141	94,678	121,601	121,601	121,601
6008002 SOCIAL SECURITY	57,323	59,250	43,545	59,572	59,572	59,572
6008004 WORKERS COMPENSATION	38,626	44,577	26,356	38,162	38,162	38,162
6008006 LIFE INSURANCE	58	195	57	195	195	195
6008007 HEALTH INSURANCE	138,116	156,652	126,751	155,583	155,583	155,583
6008009 RETIREE HEALTH INSURANCE	164,039	192,321	155,333	188,170	188,170	188,170
6008013 HEALTH INS - RETIRE INCENTIVE	1,760	0	0	0	0	0
0000080 Employee Benefits Totals	487,817	581,136	446,720	563,283	563,283	563,283
Exp Total for Div: 3002	3,009,509	3,344,595	2,737,156	3,403,371	3,403,371	3,403,371
Total for Div: 30000000	-200,999	0	616,226	0	0	0

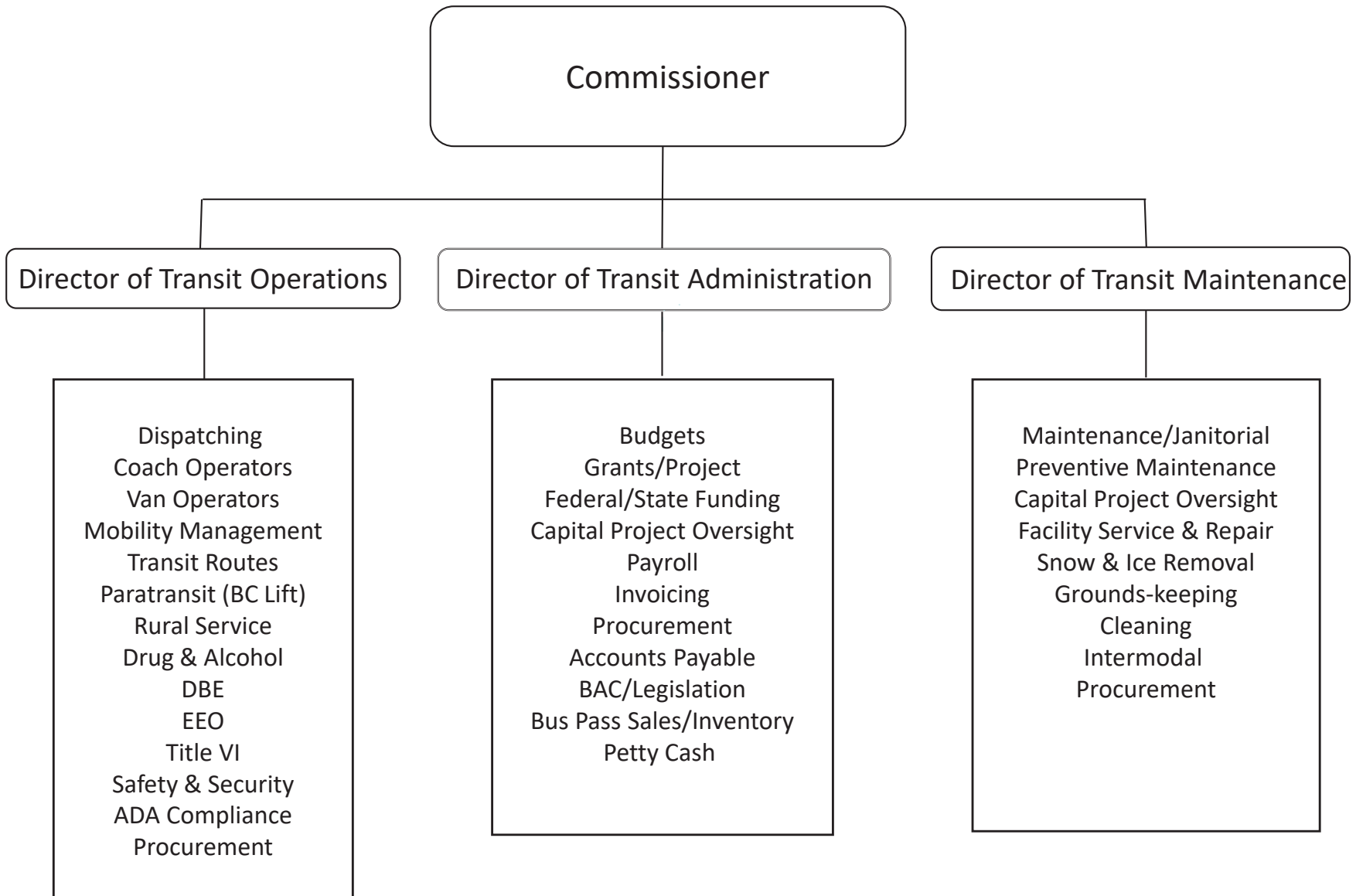
REPORT:BP033

BROOME COUNTY GOVERNMENT
 REVENUE AND APPROPRIATION SUMMARY
 BY DEPARTMENT AND DIVISION

FUND: 3160 Road Machinery Operating
 DEPT: 30000000 Road Machinery
 DIV: 02 Highway-Road Machinery

Account	2022 Actuals	2023 Budget	2023 YTD Actuals As of 11/20/23	2024 Budget Requested	2024 Budget Recommended	2024 Budget Adopted
Total for Dept: 30000000	-200,999	0	616,226	0	0	0

Public Transportation



Public Transportation

Mission Statement

To provide safe, clean, reliable, and affordable public transportation to the community in the most effective and cost-efficient manner.

Description

Mass Transit has over a 150-year history in Broome County. In 1968, Broome County assumed ownership and operation of transit services from the Triple Cities Traction Corporation creating the Department of Public Transportation (aka BC Transit) by County Charter, Article X of the Broome County Charter.

BC Transit currently operates the community's Public Transportation programs including: Fixed Route (Transit), ADA mandated Paratransit Service (BC Lift), Elder Transportation (OFA Mini Bus) and Rural Demand Service (BC Country). By operating the Department of Public Transportation as an Enterprise Fund, the department generates its annual funding largely through Federal and State aid, and to a lesser extent, through ridership fare revenues.

BC Transit's main facilities are the Transit Center located at 413 Old Mill Road in the Town of Vestal and the Greater Binghamton Transportation Center located in downtown Binghamton. The Intermodal Facility leases space to Interstate Carriers Greyhound, Coach USA, OurBus, Flix Bus and Adirondack Trailways. The Department operates a network of 19 fixed routes and 2 Commuter Routes using the Intermodal (BC Junction) as a central transfer point. The Fixed Route service operates seven days a week with extended hours into the evening and requires 38 buses at peak times. BC Transit maintains a fleet of 46 wheelchair accessible transit buses for Fixed Route service, providing approximately 2.0 million rides while traveling over 2.0 million miles annually.

In 2022 BC Transit brought the BC Lift (ADA) and OFA mini bus transportation to disabled and elderly customers in the community's

urbanized area in house and no longer contracts with an outside vendor. The Department of Public Transportation also provides a rural transportation demand service program, BC Country, which combines with the BC Lift service for a total fleet of eighteen fourteen-passenger vans and provides over 35,000 rides per year to all demand service users.

2024 Objectives

- To maintain the highest standards for; safe and efficient field operations, FTA, ADA and NYS/DOT compliance, and sound fiscal management.
- To continue the transition to clean fuel electric and hybrid electric buses and necessary infrastructure. BC Transit was awarded a competitive federal grant for the purchase of 6 full battery electric (BEB) buses. These buses should be delivered in 2024 and will be an exciting new venture into clean energy technology.
- BC Transit will continue to add bus shelters. This, in conjunction with the installation of new bus stop signs throughout the service area, will add a cohesive appearance for all BC Transit riders.
- To maximize State/Federal funds so county share of capital is 10% or less of all capital project and continue to pursue all competitive grant opportunities.
- Through aggressive competitive grant applications, BC Transit has been awarded funding to expand demand service applications in Broome County with a focus on Work/Commuter transportation.

2024 Budget Highlights

- Continued reduction from pre-pandemic levels of the County's contribution to BC Transit due to a competitive federal American Rescue Plan funding award of \$1.8 million. County Share of \$600k.
- Continue to capture improved fleet productivity which should result in reducing operating costs and improving fuel economy.

Public Transportation 31010105

As of
June 15, 2023

<u>Title of Position</u>	<u>Grade/Unit</u>	<u>2022 Actuals</u>	<u>Current Authorized</u>	<u>2024 Requested</u>	<u>2024 Recommended</u>	<u>2024 Adopted</u>
<u>Full-Time Positions</u>						
Commissioner of Transportation	I Admin	1	1	1	1	1
Director of Transit Administration	E Admin	1	1	1	1	1
Director of Transit Operations	26 Admin	1	1	1	1	1
Director of Transit Maintenance	26 Admin	1	1	1	1	1
Transit Supervisor	20 BAPA	0	3	3	3	3
Transit Supervisor	18 BAPA	3	0	0	0	0
Transit Mechanic Supervisor	20 CSEA	0	2	2	2	2
Transit Mechanic Supervisor	17 CSEA	2	0	0	0	0
Mobility Manager	16 CSEA	1	1	1	1	1
Senior Dispatcher	14 CSEA	0	1	1	1	1
Principal Account Clerk	13 CSEA	2	2	2	2	2
Secretary	13 CSEA	1	1	1	1	1
Senior Dispatcher	12 CSEA	1	0	0	0	0
Dispatcher	12 CSEA	0	2	2	2	2
Transit Route Clerk	11 CSEA	0	1	1	1	1
Dispatcher	10 CSEA	2	0	0	0	0
Transit Route Clerk	9 CSEA	1	0	0	0	0
Custodial Worker	7 CSEA	2	2	2	2	2
Clerk	7 CSEA	1	1	1	1	1
Coach Operator	ATU	46	46	44	44	44
Senior Transit Mechanic	ATU	10	9	9	9	9
Transit Mechanic	ATU	1	2	3	3	3
Transit Mechanic Helper	ATU	4	4	4	4	4
Total Full-Time Positions		81	81	80	80	80
<u>Part-Time Positions</u>						
Dispatcher	12 CSEA	0	1	1	1	1
Coach Operator	ATU	14	14	14	14	14
Passenger Van Operator	ATU	20	20	25	25	25
Total Part-Time Positions		34	35	40	40	40
Total Positions		115	116	120	120	120

REPORT:BP032

BROOME COUNTY GOVERNMENT
REVENUE AND APPROPRIATION SUMMARY BY DEPARTMENT

FUND: 2040 Transit Operating
DEPT: 31000000 Public Transportation

Account	2022 Actuals	2023 Budget	2023 YTD Actuals As of 11/20/23	2024 Budget Requested	2024 Budget Recommended	2024 Budget Adopted
0000002 Departmental Income						
5000126 FARES & FEES	1,157,044	1,646,512	1,100,492	1,645,728	1,645,728	1,645,728
5000128 ADVERTISING REVENUES	126,466	137,500	98,046	135,000	135,000	135,000
5000137 SPACE RENTAL-OTHER	223,234	228,136	209,778	231,058	231,058	231,058
5000190 B C LIFT AND FARES	83,535	137,100	83,549	138,648	138,648	138,648
5000191 B C COUNTRY FARES	5,518	12,500	10,021	12,500	12,500	12,500
5000246 SUNY BROOME FARES	209,444	211,723	211,723	217,016	217,016	217,016
5000333 OTHER DEPARTMENTAL CHARGEBACK	1,787	1,000	2,142	1,000	1,000	1,000
5000420 SUNY - OCC. CONTRACT	647,700	647,700	538,560	654,106	654,106	654,106
5000421 BINGHAMTON SD CONTRACT	246,515	314,463	250,198	320,752	320,752	320,752
5000440 CHARGEBACK OF SERVICES PROVIDE	170,685	193,320	133,482	200,780	200,780	200,780
0000002 Departmental Income Total	2,871,928	3,529,954	2,637,991	3,556,588	3,556,588	3,556,588
0000003 Use of Money						
5000451 INTEREST AND EARNINGS	14,835	1,500	76,589	50,000	50,000	50,000
5000463 PARKING LOT	4,449	7,150	5,547	7,150	7,150	7,150
5000470 VENDING MACHINE	-3,290	12,250	1,842	12,000	12,000	12,000
0000003 Use of Money Total	15,994	20,900	83,978	69,150	69,150	69,150
0000006 Sale of Prop and Comp for Loss						
5000510 SALE OF SCRAP & EXCESS MATERIA	3,074	2,500	327	2,500	2,500	2,500
5000518 SALE OF EQUIPMENT	0	7,500	0	7,500	7,500	7,500
0000006 Sale of Prop and Comp for Loss Total	3,074	10,000	327	10,000	10,000	10,000
0000007 Misc Interfund Revenues						
5000530 REFUNDS OF PRIOR YEARS EXPENDI	14,586	0	8,517	0	0	0
5000532 PREMIUM & ACCRUED INT ON OBLIG	0	0	48,595	0	0	0
5000534 TRANSFER FROM INSURANCE RESERV	75,498	40,183	58,972	0	0	0
5000540 GAIN FROM DISPOSITION OF ASSET	767	0	0	0	0	0
5000545 CREDIT CARD REBATES	325	750	0	0	0	0
5000551 CHANGE IN OPEB LIABILITY	2,180,860	0	0	0	0	0
5000562 TRANSFER FROM GENERAL FUND	1,136,999	744,720	744,720	546,119	546,119	546,119
5000570 EARNINGS ON TEMPORARY INVESTME	965	0	0	0	0	0
0000007 Misc Interfund Revenues Total	3,410,000	785,653	860,804	546,119	546,119	546,119

BROOME COUNTY GOVERNMENT
REVENUE AND APPROPRIATION SUMMARY BY DEPARTMENT

FUND: 2040 Transit Operating
DEPT: 31000000 Public Transportation

Account	2022 Actuals	2023 Budget	2023 YTD Actuals As of 11/20/23	2024 Budget Requested	2024 Budget Recommended	2024 Budget Adopted
0000008 State Aid						
5000804 MASS TRANSIT	1,081,646	575,000	118,828	869,875	869,875	869,875
5000805 MASS TRANSIT SUPPLEMENTAL	4,540,500	3,800,000	2,279,554	4,372,077	4,372,077	4,372,077
5000850 OTHER TRANSP-CAPITAL PROJS	339,442	0	0	0	0	0
0000008 State Aid Total	5,961,588	4,375,000	2,398,382	5,241,952	5,241,952	5,241,952
0000009 Federal Aid						
5000901 FEDERAL AID - OTHER	5,704	10,000	2,304	20,000	20,000	20,000
5000902 MASS TRANSIT	4,786,596	4,325,000	1,077,380	4,774,617	4,774,617	4,774,617
5000921 BUSES/MASS TRANSP-CAPITAL PROJ	114,933	0	0	0	0	0
5000952 ARRA DEBT REIMBURSEMENT	14,976	13,755	8,848	7,572	7,572	7,572
5000994 TRANSPORTATION RELIEF FUNDS	1,960,146	930,000	393,428	599,597	599,597	599,597
0000009 Federal Aid Total	6,882,355	5,278,755	1,481,960	5,401,786	5,401,786	5,401,786
Rev Totals for Dept: 31000000	19,144,939	14,000,262	7,463,442	14,825,595	14,825,595	14,825,595
0000010 Personnel Service						
6001000 SALARIES FULL-TIME	4,648,394	4,346,085	3,272,129	4,775,069	4,775,069	4,775,069
6001001 SALARIES PART-TIME	808,199	1,332,359	766,005	1,563,709	1,563,709	1,563,709
6001002 SALARIES TEMPORARY	11,827	0	566	17,846	17,846	17,846
6001003 SALARIES OVERTIME	286,588	163,141	212,380	168,368	168,368	168,368
6001004 SALARIES SHIFT DIFFERENTIAL	13,238	34,801	34,292	39,096	39,096	39,096
0000010 Personnel Service Totals	5,768,246	5,876,386	4,285,372	6,564,088	6,564,088	6,564,088
0000040 Contractual Expenditures						
6004010 BOOKS AND SUBSCRIPTIONS	0	300	74	300	300	300
6004011 DUPLICATING AND PRINTING RM SU	0	1,000	0	1,000	1,000	1,000
6004012 OFFICE SUPPLIES	4,812	3,500	2,218	4,500	4,500	4,500
6004020 DPW BLDG SERVICE SUPPLIES	0	200	0	200	200	200
6004021 BLDG MAINTENANCE SUPPLIES	40,392	12,500	26,233	26,500	26,500	26,500
6004022 FUEL AND HEATING SUPPLIES	31,635	55,200	26,096	55,200	55,200	55,200
6004023 BLDG AND GROUNDS SUPPLIES	20,017	21,000	13,383	22,500	22,500	22,500
6004040 MOTOR EQUIPMENT SUPPLIES	463,515	400,000	423,891	500,000	500,000	500,000

REPORT:BP032

BROOME COUNTY GOVERNMENT
REVENUE AND APPROPRIATION SUMMARY BY DEPARTMENT

FUND: 2040 Transit Operating

DEPT: 31000000 Public Transportation

Account	2022 Actuals	2023 Budget	2023 YTD Actuals As of 11/20/23	2024 Budget Requested	2024 Budget Recommended	2024 Budget Adopted
6004045 TRAINING AND EDUCATIONAL SUPPL	0	650	155	650	650	650
6004046 GAS OIL GREASE AND DIESEL FUEL	1,303,679	1,672,500	928,888	1,503,250	1,503,250	1,503,250
6004047 TIRES AND TUBES	70,160	75,000	64,034	76,463	76,463	76,463
6004048 MISC OPERATIONAL SUPPLIES	38,287	57,000	30,449	57,000	57,000	57,000
6004052 UNIFORMS	7,295	10,000	13,921	10,000	10,000	10,000
6004054 SAFETY SUPPLIES	3,728	3,000	1,517	3,750	3,750	3,750
6004100 POSTAGE AND FREIGHT	397	500	678	500	500	500
6004101 TELEPHONE	22,271	27,817	17,680	24,600	24,600	24,600
6004105 DUES AND MEMBERSHIPS	6,390	3,750	2,600	3,750	3,750	3,750
6004106 GENERAL OFFICE EXPENSES	-85	200	12	200	200	200
6004112 BLDG GROUNDS AND EQUIP REPAIR	19,995	13,500	10,896	19,500	19,500	19,500
6004113 WATER AND SEWAGE CHARGES	14,756	20,500	11,179	22,500	22,500	22,500
6004115 ELECTRIC CURRENT	48,712	83,375	53,531	163,375	163,375	163,375
6004117 BUILDING AND GROUNDS EXPENSES	51,139	48,500	33,276	88,500	88,500	88,500
6004121 LAUNDRY AND DRY CLEANING EXPEN	12,228	13,000	10,671	13,000	13,000	13,000
6004130 MOTOR EQUIP REPAIRS AND MAINT	382,952	98,000	126,669	203,524	203,524	203,524
6004136 OPERATIONAL EQUIPMENT REPAIRS	0	1,500	0	1,500	1,500	1,500
6004137 ADVERTISING AND PROMOTION EXPE	9,768	25,000	9,389	25,000	25,000	25,000
6004138 OTHER OPERATIONAL EXPENSES	18,882	75,000	38,622	75,000	75,000	75,000
6004160 MILEAGE AND PARKING-LOCAL	0	50	317	50	50	50
6004161 TRAVEL HOTEL AND MEALS	3,975	8,500	7,641	18,500	18,500	18,500
6004162 EDUCATION AND TRAINING	0	1,500	5,983	1,500	1,500	1,500
6004165 ADVISORY BD/TRUSTEES EXPENSES	720	800	0	800	800	800
6004169 DAY TRIP MEAL REIMBURSEMENT	80	50	28	50	50	50
6004192 SOFTWARE MAINTENANCE	0	6,200	0	0	0	0
6004196 COPYING MACHINE RENTALS	1,902	2,242	1,655	2,242	2,242	2,242
6004200 PROPERTY LOSS	7,224	1,850	6,692	0	0	0
6004203 INSURANCE CLAIMS	68,274	38,333	52,279	0	0	0
6004400 MEDICAL AND PHYSICAL EXAMS	6,220	5,000	6,457	7,000	7,000	7,000
6004504 OTHER FINANCIAL SERVICES	784	605	452	370	370	370
6004594 LOSS ON DISPOSITION OF ASSETS	6,569	0	0	0	0	0
0000040 Contractual Expenditures Totals	2,666,673	2,787,622	1,927,566	2,932,774	2,932,774	2,932,774
0000041 Chargeback Expenses						
6004602 INSURANCE PREMIUM CHARGEBACK	219,464	238,280	178,710	276,246	276,246	276,246
6004604 DPW SECURITY CHARGEBACKS	238,660	276,381	207,286	368,939	368,939	368,939
6004606 TELEPHONE BILLING ACCOUNT	0	20,929	10,465	23,332	23,332	23,332
6004609 DATA PROCESSING CHARGEBACKS	0	184,543	72,639	193,579	193,579	193,579
6004614 OTHER CHARGEBACK EXPENSES	2,835	2,133	7,702	3,887	3,887	3,887
6004617 DUPLICATING/PRINTING CHARGEBAC	0	16,706	20,172	18,087	18,087	18,087
6004618 OFFICE SUPPLIES CHARGEBACK	0	844	1,946	1,678	1,678	1,678

BROOME COUNTY GOVERNMENT
 REVENUE AND APPROPRIATION SUMMARY BY DEPARTMENT

FUND: 2040 Transit Operating
 DEPT: 31000000 Public Transportation

Account	2022 Actuals	2023 Budget	2023 YTD Actuals As of 11/20/23	2024 Budget Requested	2024 Budget Recommended	2024 Budget Adopted
6004619 BUILDING SERVICE CHARGEBACK	89,971	98,400	73,800	98,400	98,400	98,400
6004634 Indirect Costs - Excess of Bud	610,853	0	0	0	0	0
0000041 Chargeback Expenses Totals	1,161,783	838,216	572,720	984,148	984,148	984,148
0000042 Depreciation						
6004801 DEPRECIATION - BUILDINGS	628,597	0	0	0	0	0
6004803 DEPRECIATION - IMPROV O/T BLDG	173,771	0	0	0	0	0
6004804 DEPRECIATION - MOTOR VEHICLES	1,370,582	0	11,604	0	0	0
6004805 DEPRECIATION - MACHINERY & EQU	100,029	0	21,322	0	0	0
0000042 Depreciation Totals	2,272,979	0	32,926	0	0	0
0000060 Principal on Indebtedness						
6006000 PRINCIPAL ON SERIAL BONDS	0	231,935	0	262,581	262,581	262,581
6006001 PRINCIPAL ON BANS	0	175,402	0	110,804	110,804	110,804
0000060 Principal on Indebtedness Totals	0	407,337	0	373,385	373,385	373,385
0000070 Interest on Indebtedness						
6007000 INTEREST ON SERIAL BONDS	50,863	40,793	31,160	53,062	53,062	53,062
6007001 INTEREST ON BANS	21,670	24,980	8,144	31,329	31,329	31,329
0000070 Interest on Indebtedness Totals	72,533	65,773	39,304	84,391	84,391	84,391
0000080 Employee Benefits						
6008001 STATE RETIREMENT	688,358	939,555	724,822	900,717	900,717	900,717
6008002 SOCIAL SECURITY	417,530	453,853	309,867	498,838	498,838	498,838
6008004 WORKERS COMPENSATION	523,377	431,651	323,738	362,459	362,459	362,459
6008005 WORKERS COMP LT LIABILITY	-66,106	0	0	0	0	0
6008006 LIFE INSURANCE	577	1,695	497	1,815	1,815	1,815
6008007 HEALTH INSURANCE	910,269	1,027,942	762,659	1,003,301	1,003,301	1,003,301
6008009 RETIREE HEALTH INSURANCE	1,059,041	1,169,000	926,335	1,118,447	1,118,447	1,118,447
6008010 DISABILITY INSURANCE	904	1,232	800	1,232	1,232	1,232
6008011 UNEMPLOYMENT INSURANCE	31,313	0	6,210	0	0	0
6008013 HEALTH INS - RETIRE INCENTIVE	-9,804	0	0	0	0	0
6008015 PENSION EXPENSE	152,776	0	0	0	0	0
6008016 CHANGE IN PENSION LIABILITY	-622,046	0	0	0	0	0

REPORT:BP032

BROOME COUNTY GOVERNMENT
REVENUE AND APPROPRIATION SUMMARY BY DEPARTMENT

FUND: 2040 Transit Operating

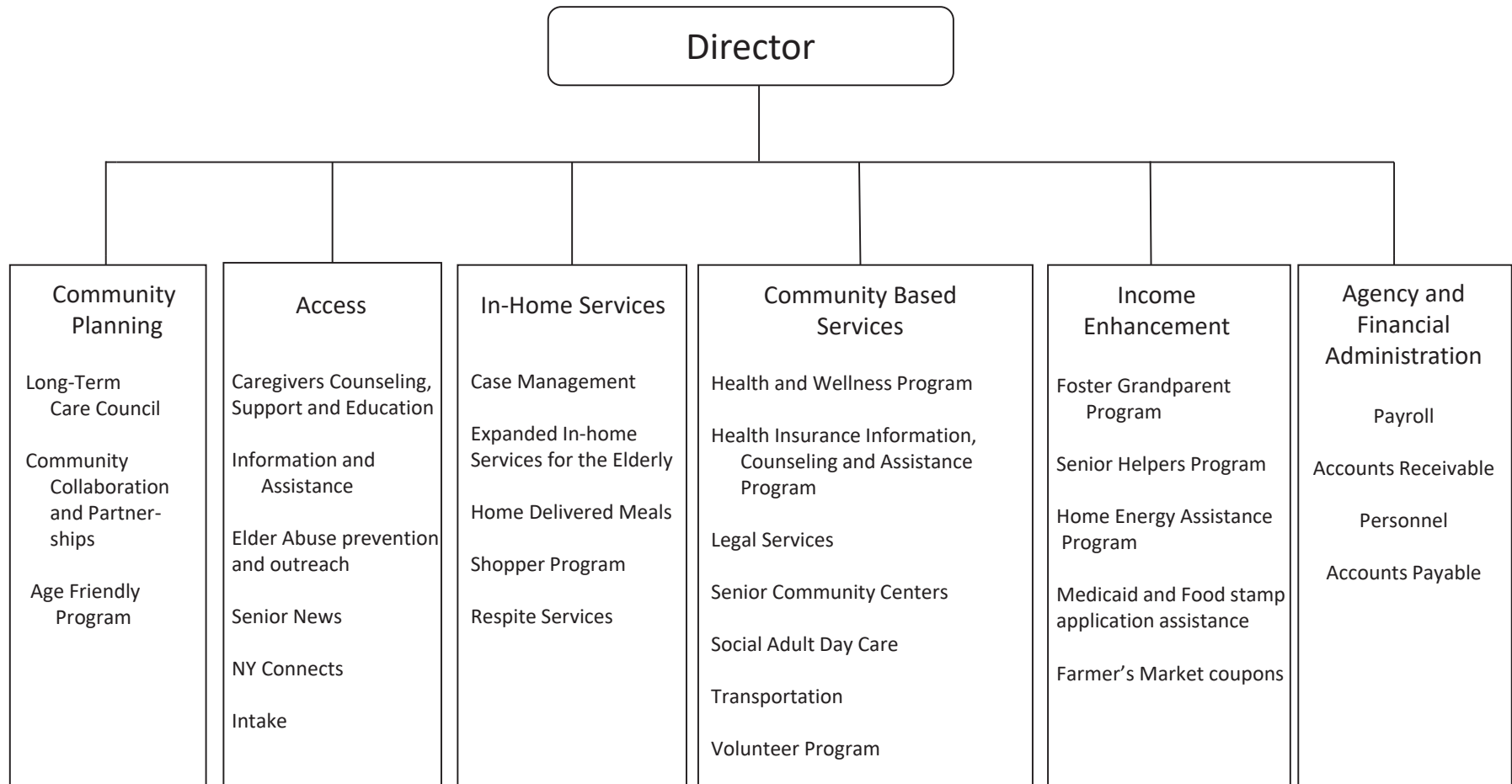
DEPT: 31000000 Public Transportation

Account	2022 Actuals	2023 Budget	2023 YTD Actuals As of 11/20/23	2024 Budget Requested	2024 Budget Recommended	2024 Budget Adopted
0000080 Employee Benefits Totals	3,086,189	4,024,928	3,054,928	3,886,809	3,886,809	3,886,809
Exp Totals for Dept: 31000000	15,028,403	14,000,262	9,912,816	14,825,595	14,825,595	14,825,595
Total for Dept: 31000000	4,116,536	0	-2,449,374	0	0	0

Economic Assistance and Opportunity

<u>Department/Division</u>	<u>Page</u>
Office for Aging	304
Social Services	
Central Administration	310
Administrative Services	318
Support Services	322
Certification	328
Services	334
Social Service Programs	339
Veterans Services	345

Office for Aging



Office for Aging

Mission Statement

The mission of the Broome County Office for Aging is to improve and enrich the quality of life for all older persons residing in Broome County. The Broome County Office for Aging:

- Promotes the dignity and independence of the older person.
- Ensures comprehensive and coordinated services are readily available.
- Encourages age friendly county wide planning.
- Fosters public awareness of the value and contribution of older persons to the community.

Description

The Broome County Office for Aging is one of 59 area agencies on aging in New York State. The agency is a dedicated focal point for information, advocacy, and coordination of aging services. Services are provided directly by the agency and through contracts with over 20 community organizations. Through several locations and programs, the Office for Aging annually provides services to 21% of the 60+ population in Broome County.

The Office for Aging services falls into five main categories.

- Access: Caregiver Counseling and Support, NY Connects, Information and Assistance, Elder Abuse Prevention and Outreach and *Senior News* monthly newsletter.
- In-Home Services: Case Management, Expanded In-home Services for the Elderly, Home Delivered Meals, Shopper Program and Respite Services.
- Community Based Services: Health and Wellness Programs, Health Insurance Information, Counseling and Assistance Program, Legal Services, Senior Centers, Social Adult Day Care and Transportation.

- Income Enhancement: Senior Helpers Program, Foster Grandparent Program, Medicaid and Food Stamp application assistance, Farmers Market coupons, and Home Energy Assistance Program (HEAP).
- Community Planning: Long-term Care Council, community collaborations and partnerships, and the Broome Age Friendly Project.

2024 Objectives

- Continue to address needs in unmet areas of in-home services through creative solutions that aim to increase respite options to Caregivers and aide supports to older adults who reside in the community.
- Continue outreach efforts to reach those who are vulnerable and most in need of service. This includes older adults with language barriers and/or limited English proficiency and/or low literacy, persons with disabilities, those with a minority status, those who reside in rural areas, those who are frail, low income and/or isolated, LGBTQ+ older adults and those who are caregivers to older adults.
- Continue to encourage and increase the use of technology to improve older adults' access to information and access to online activities and programs to reduce social isolation.
- Continue to develop business cases to bring in additional revenue sources from Managed Medicare companies and continue to outsource skilled case management services.
- Continue to increase post pandemic programming at local senior centers to battle social isolation issues.
- Increase overall volunteer participation at the senior centers, in the Foster Grandparent Program and Adult Day program.
- Continue to work with local partners in addressing transportation needs within rural areas and to the urban core from rural areas.

2024 Budget Highlights

- The mortgage tax, Office for Aging's dedicated revenue stream, continues to be consistent and we have projected accordingly. The department is submitting a budget for 2024 that increases the net county support from 2023, while maintaining current service levels to the older population of Broome County. This was achieved by looking closely at each grant budget, along with utilizing the remainder of the Federal American Rescue Plan funding. A large portion of the stimulus dollars is being used for additional services to older adults struggling with post-pandemic life and trying to return to normalcy.
- The suggested contributions for some of the services that OFA provides are going to be increased for 2024. This is due to the increased cost for the services provided.
- Our agency is expecting an increase in state EISEP funding which will help offset the wage increases for the home health care aides who service our homebound clients.

Office for Aging 34010006

<u>Title of Position</u>	<u>Grade/Unit</u>	As of June 15, 2023				
		<u>2022 Actuals</u>	<u>Current Authorized</u>	<u>2024 Requested</u>	<u>2024 Recommended</u>	<u>2024 Adopted</u>
<u>Full-Time Positions</u>						
Director of OFA	F Admin	1	1	1	1	1
Fiscal Services Administrator	24 Admin	1	1	1	1	1
Secretary	13 CSEA	1	0	0	0	0
Caseworker	16 CSEA	1	1	1	1	1
Senior Account Clerk	9 CSEA	0	1	1	1	1
Account Clerk	7 CSEA	1	1	1	1	1
Total Full-Time Positions		5	5	5	5	5
<u>Part-Time Positions</u>						
Senior Account Clerk	9 CSEA	1	0	0	0	0
Leisure Time Activities Leader	7 CSEA	1	1	1	1	1
Total Part-Time Positions		2	1	1	1	1
Total Positions		7	6	6	6	6

REPORT:BP032

BROOME COUNTY GOVERNMENT
REVENUE AND APPROPRIATION SUMMARY BY DEPARTMENT

FUND: 1010 General Operating
DEPT: 34000000 Office for Aging

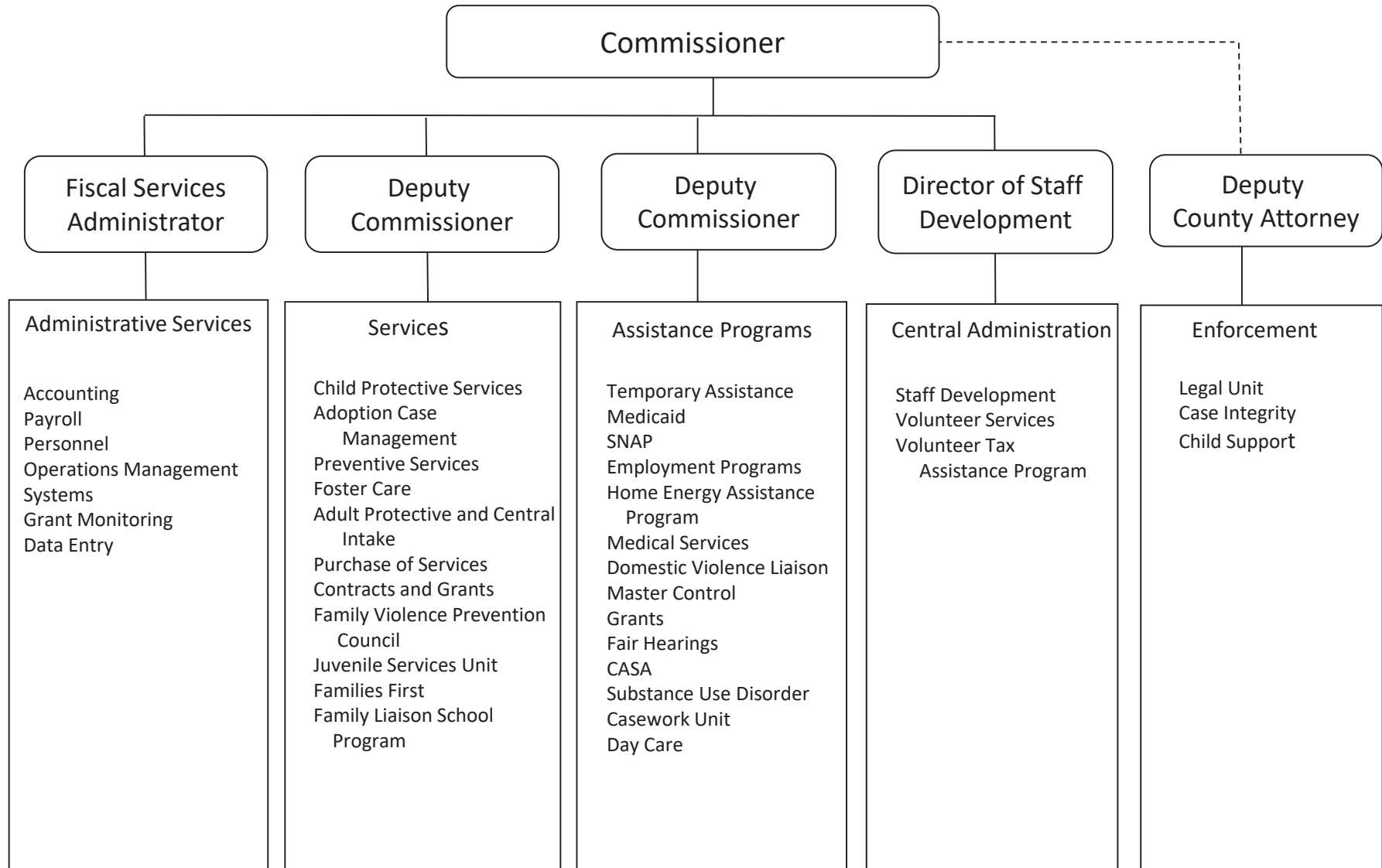
Account	2022 Actuals	2023 Budget	2023 YTD Actuals As of 11/20/23	2024 Budget Requested	2024 Budget Recommended	2024 Budget Adopted
0000002 Departmental Income						
5000106 MORTGAGE TAX	1,964,430	1,125,000	977,508	1,125,000	1,125,000	1,125,000
5000324 OFA CHARGEBACKS 1-3	136,314	152,590	102,277	152,983	152,983	152,983
0000002 Departmental Income Total	2,100,744	1,277,590	1,079,785	1,277,983	1,277,983	1,277,983
0000007 Misc Interfund Revenues						
5000530 REFUNDS OF PRIOR YEARS EXPENDI	2,986	0	2,400	0	0	0
5000545 CREDIT CARD REBATES	217	0	0	0	0	0
5000546 Trust Account Inflows	2,869	0	0	0	0	0
0000007 Misc Interfund Revenues Total	6,072	0	2,400	0	0	0
Rev Totals for Dept: 34000000	2,106,816	1,277,590	1,082,185	1,277,983	1,277,983	1,277,983
0000010 Personnel Service						
6001000 SALARIES FULL-TIME	263,708	272,778	198,346	264,696	264,696	264,696
6001001 SALARIES PART-TIME	55,902	48,169	27,607	24,554	24,554	24,554
6001002 SALARIES TEMPORARY	21,000	0	2,788	0	0	0
0000010 Personnel Service Totals	340,610	320,947	228,741	289,250	289,250	289,250
0000040 Contractual Expenditures						
6004010 BOOKS AND SUBSCRIPTIONS	305	261	195	259	259	259
6004012 OFFICE SUPPLIES	2,879	2,865	1,200	2,867	2,867	2,867
6004021 BLDG MAINTENANCE SUPPLIES	270	600	0	600	600	600
6004022 FUEL AND HEATING SUPPLIES	14,206	18,200	11,051	18,500	18,500	18,500
6004023 BLDG AND GROUNDS SUPPLIES	2,213	550	0	550	550	550
6004031 KITCHEN AND DINING ROOM SUPPLI	4,151	0	0	0	0	0
6004048 MISC OPERATIONAL SUPPLIES	763	900	345	900	900	900
6004100 POSTAGE AND FREIGHT	18	0	0	0	0	0
6004101 TELEPHONE	4,487	4,650	4,675	4,650	4,650	4,650
6004105 DUES AND MEMBERSHIPS	0	900	0	900	900	900
6004106 GENERAL OFFICE EXPENSES	0	750	0	734	734	734
6004113 WATER AND SEWAGE CHARGES	1,432	1,745	1,371	1,745	1,745	1,745
6004115 ELECTRIC CURRENT	17,209	27,287	16,599	26,487	26,487	26,487

BROOME COUNTY GOVERNMENT
 REVENUE AND APPROPRIATION SUMMARY BY DEPARTMENT

FUND: 1010 General Operating
 DEPT: 34000000 Office for Aging

Account	2022 Actuals	2023 Budget	2023 YTD Actuals As of 11/20/23	2024 Budget Requested	2024 Budget Recommended	2024 Budget Adopted
6004117 BUILDING AND GROUNDS EXPENSES	24,513	31,095	23,405	31,765	31,765	31,765
6004138 OTHER OPERATIONAL EXPENSES	1,735	2,110	3,788	1,915	1,915	1,915
6004139 Trust Account Outflows	3,344	0	0	0	0	0
6004165 ADVISORY BD/TRUSTEES EXPENSES	312	125	277	225	225	225
6004196 COPYING MACHINE RENTALS	3,994	3,924	3,948	3,924	3,924	3,924
0000040 Contractual Expenditures Totals	81,831	95,962	66,854	96,021	96,021	96,021
0000041 Chargeback Expenses						
6004602 INSURANCE PREMIUM CHARGEBACK	6,050	7,877	5,907	10,414	10,414	10,414
6004606 TELEPHONE BILLING ACCOUNT	0	6,736	2,768	3,850	3,850	3,850
6004609 DATA PROCESSING CHARGEBACKS	0	117,430	56,215	119,617	119,617	119,617
0000041 Chargeback Expenses Totals	6,050	132,043	64,890	133,881	133,881	133,881
0000080 Employee Benefits						
6008001 STATE RETIREMENT	11,471	52,862	22,823	41,767	41,767	41,767
6008002 SOCIAL SECURITY	24,237	24,551	16,906	22,127	22,127	22,127
6008004 WORKERS COMPENSATION	4,930	2,334	1,877	3,797	3,797	3,797
6008006 LIFE INSURANCE	33	105	23	90	90	90
6008007 HEALTH INSURANCE	53,589	65,839	20,538	24,051	24,051	24,051
6008009 RETIREE HEALTH INSURANCE	498,054	543,433	453,867	575,133	575,133	575,133
6008010 DISABILITY INSURANCE	348	440	214	352	352	352
6008013 HEALTH INS - RETIRE INCENTIVE	5,743	0	0	0	0	0
0000080 Employee Benefits Totals	598,405	689,564	516,248	667,317	667,317	667,317
0000090 Transfers						
6009002 TRANSFER TO GRANT FUND	870,926	978,373	978,373	1,140,561	1,140,561	1,140,561
0000090 Transfers Totals	870,926	978,373	978,373	1,140,561	1,140,561	1,140,561
Exp Totals for Dept: 34000000	1,897,822	2,216,889	1,855,106	2,327,030	2,327,030	2,327,030
Total for Dept: 34000000	208,994	-939,299	-772,921	-1,049,047	-1,049,047	-1,049,047

Social Services



Social Services

Central Administration

Mission Statement

Staff Development

The Staff Development, Planning, and Volunteer Services Unit are committed to improving the organization through its employees and to provide services and resources that enable the organization to realize its goals. This division is results-oriented and focuses on continuous improvement in training, planning, and volunteer services.

Family Violence Prevention Council

The mission of the Family Violence Prevention Council is to reduce the incidence and severity of family violence in Broome County including child abuse and neglect, domestic violence, and elder abuse by developing and implementing a comprehensive, coordinated community program for preventing, as well as identifying, assessing, and treating all forms of family violence.

Operations

The Operations Unit is committed to providing quality service and support to the staff and customers of the organization. This unit focuses on continuous improvement in safety and environmental concerns for the organization.

Description

Staff Development

The Staff Development and Planning Unit are in Suite 203 on the second floor of the Main Street office and serve all employees of the

department. The development and maintenance of the department's educational program is a major function of the unit. In addition to the specific duties performed by the unit related to training, planning, and volunteer services, the unit is considered the lead office for major initiatives such as process re-engineering, grant writing, organizational communication, and team facilitation.

Family Violence Prevention Council

The Family Violence Prevention Council office and staff are located on the third floor of the Thomas P. Hoke Human Services Building. There are approximately forty members of the Council and an additional group of volunteers that are members to the ten standing committees of the Council. Members of the Council serve a three-year term and the council meets at least six times per year. The function of the Council is to provide interagency collaboration, community and professional education, program development, and advocacy.

Operations

The Operations Office is located on the second floor of the Main Street office and serves all employees of the department. Operations include janitorial, maintenance, and courier and mail service, as well as scheduling and maintenance of the agency fleet for staff use in local and out of County travel. Operations tracks and maximizes fleet operations and monitors conditions for safety, security, and cleanliness. In addition, facility projects are coordinated with the landlord, the Department of Public Works, and vendors.

2024 Objectives

Staff Development

Training

- Provide mandatory training programs to all new employees.
- Maintain educational opportunities for employees through SUNY Broome and Binghamton University.
- Provide optimum uses of electronic communication options throughout the training curriculum.

Volunteer Services

- Maintain and/or increase the current level of volunteer service to the department.

Family Violence Prevention Council

The Council has five functions.

Interagency Coordination and Management of Cases

Provide interagency coordination to maximize institutional responses to family violence by encouraging and/or developing mechanisms to facilitate sharing of information among agencies and coordinating the management of cases.

Program Development

Encourage and support the coordinated development of programs and services to provide prompt professional crisis intervention, treatment, and prevention services for family violence. The council will review and assess community needs and develop and implement a plan to address those needs.

Training of Professionals

Facilitate early intervention in instances of suspected family violence by supporting and/or providing training for all professionals to increase their skills in identification/assessment, reporting/referral procedures, and appropriate responses.

Community Education

To facilitate the expansion, development, and implementation of education and public information programs designed to inform the community of critical family violence issues, heighten community awareness of resources available to prevent and treat family violence, promote community support for actions directed toward preventing, and responding to family violence.

Advocacy

To affect the formulation of local, state, and federal policy and legislation relating to all aspects of family violence including funding for programs.

The work of the ten committees focuses on these functions.

Operations

- Maximize the high level of fleet usage.
- Purge and destroy old documents and provide for high-density filing systems.

2024 Budget Highlights

Family Violence Prevention Council

- The Council will continue to increase its funding sources by providing members with advertising opportunities on projects shared throughout Broome County.

Social Services 35020006
Central Administration

As of
June 15, 2023

<u>Title of Position</u>	<u>Grade/Unit</u>	<u>2022 Actuals</u>	<u>Current Authorized</u>	<u>2024 Requested</u>	<u>2024 Recommended</u>	<u>2024 Adopted</u>
<u>Full-Time Positions</u>						
Commissioner of Social Services*	O Admin	1	1	1	1	1
Staff Development Director	21 BAPA	1	1	1	1	1
Family Violence Prevention Coordinator	22 CSEA	1	1	1	1	1
Staff Development Specialist	17 CSEA	1	1	1	1	1
Senior Social Services Examiner	15 CSEA	1	0	0	0	0
Secretary	13 CSEA	1	1	1	1	1
Social Services Operations Coordinator	13 CSEA	1	1	1	1	1
Courier	9 CSEA	1	1	1	1	1
Keyboard Specialist	8 CSEA	1	1	0	0	0
Custodial Worker	AFSCME	2	2	2	2	2
Total Full-Time Positions		11	10	9	9	9
<u>Part-Time Positions</u>						
Keyboard Specialist	8 CSEA	1	1	1	1	1
Total Part-Time Positions		1	1	1	1	1
Total Positions		12	11	10	10	10

* One position shared with and partially funded by the Mental Health Department

REPORT:BP033

BROOME COUNTY GOVERNMENT
REVENUE AND APPROPRIATION SUMMARY
BY DEPARTMENT AND DIVISION

FUND: 1010 General Operating
DEPT: 35000000 Social Services
DIV: 02 Soc Svcs-Central Admin

Account	2022 Actuals	2023 Budget	2023 YTD Actuals As of 11/20/23	2024 Budget Requested	2024 Budget Recommended	2024 Budget Adopted
0000002 Departmental Income						
5000152 REPAYMENTS OF TANF	988,647	1,194,291	745,245	1,191,602	1,191,602	1,191,602
5000156 REPAYMENTS OF SAFETY NET	269,119	405,806	233,711	373,423	373,423	373,423
5000183 MISCELLANEOUS CONTRIBUTIONS	13,504	0	20,867	25,000	25,000	25,000
5000331 CHARGEBACK TO GRANTS	390,157	440,526	204,410	416,878	416,878	416,878
5000333 OTHER DEPARTMENTAL CHARGEBACK	39,858	24,312	0	27,025	27,025	27,025
5000426 MISCELLANEOUS	1,649	1,210	877	1,959	1,959	1,959
0000002 Departmental Income Totals	1,702,934	2,066,145	1,205,110	2,035,887	2,035,887	2,035,887
0000003 Use of Money						
5000451 INTEREST AND EARNINGS	43,409	37,883	60,182	42,538	42,538	42,538
5000470 VENDING MACHINE	646	2,626	0	1,585	1,585	1,585
0000003 Use of Money Totals	44,055	40,509	60,182	44,123	44,123	44,123
0000007 Misc Interfund Revenues						
5000530 REFUNDS OF PRIOR YEARS EXPENDI	24,685	0	18,557	0	0	0
5000533 UNCLASSIFIED REVENUES	29,134	24,449	32,541	23,518	23,518	23,518
5000534 TRANSFER FROM INSURANCE RESERV	20,645	3,868	13,628	0	0	0
5000540 GAIN FROM DISPOSITION OF ASSET	862	0	0	0	0	0
5000545 CREDIT CARD REBATES	158	0	0	0	0	0
5000546 Trust Account Inflows	5,151	0	0	0	0	0
0000007 Misc Interfund Revenues Totals	80,635	28,317	64,726	23,518	23,518	23,518
0000008 State Aid						
5000855 SOCIAL SERVICES ADMINISTRATION	6,624,849	7,214,434	5,889,937	7,929,002	7,929,002	7,929,002
0000008 State Aid Totals	6,624,849	7,214,434	5,889,937	7,929,002	7,929,002	7,929,002
0000009 Federal Aid						
5000925 SOCIAL SERVICES ADMINISTRATION	9,991,700	10,761,004	7,559,995	11,075,175	11,075,175	11,075,175
5000926 A 87 FEDERAL REVENUE	617,060	588,092	512,492	612,997	612,997	612,997
5000992 CARES ACT	867,128	0	354,697	0	0	0
5000993 AMERICAN RESCUE PLAN ACT-ARPA	205,132	0	0	0	0	0
0000009 Federal Aid Totals	11,681,020	11,349,096	8,427,184	11,688,172	11,688,172	11,688,172

BROOME COUNTY GOVERNMENT
 REVENUE AND APPROPRIATION SUMMARY
 BY DEPARTMENT AND DIVISION

FUND: 1010 General Operating
 DEPT: 35000000 Social Services
 DIV: 02 Soc Svcs-Central Admin

Account	2022 Actuals	2023 Budget	2023 YTD Actuals As of 11/20/23	2024 Budget Requested	2024 Budget Recommended	2024 Budget Adopted
Rev Total for Div: 3502	20,133,493	20,698,501	15,647,139	21,720,702	21,720,702	21,720,702
0000010 Personnel Service						
6001000 SALARIES FULL-TIME	553,461	554,493	406,694	529,454	529,454	529,454
6001001 SALARIES PART-TIME	13,849	13,898	12,576	16,054	16,054	16,054
6001003 SALARIES OVERTIME	1,076	0	10,254	0	0	0
6001009 OTHER PERSONNEL SERVICES	600	600	600	600	600	600
0000010 Personnel Service Totals	568,986	568,991	430,124	546,108	546,108	546,108
0000040 Contractual Expenditures						
6004010 BOOKS AND SUBSCRIPTIONS	282	1,500	664	1,000	1,000	1,000
6004012 OFFICE SUPPLIES	6,820	10,000	6,888	8,000	8,000	8,000
6004022 FUEL AND HEATING SUPPLIES	16,793	17,270	12,251	16,930	16,930	16,930
6004023 BLDG AND GROUNDS SUPPLIES	16,293	17,000	5,427	17,000	17,000	17,000
6004045 TRAINING AND EDUCATIONAL SUPPL	2,262	3,500	582	3,500	3,500	3,500
6004046 GAS OIL GREASE AND DIESEL FUEL	1,265	3,000	912	3,000	3,000	3,000
6004048 MISC OPERATIONAL SUPPLIES	310	0	315	0	0	0
6004054 SAFETY SUPPLIES	1,428	400	100	400	400	400
6004055 COMPUTER SOFTWARE AND SUPPLIES	212	0	0	0	0	0
6004100 POSTAGE AND FREIGHT	775	250	1,410	500	500	500
6004101 TELEPHONE	4,379	5,000	4,550	5,000	5,000	5,000
6004105 DUES AND MEMBERSHIPS	6,008	6,187	6,157	6,382	6,382	6,382
6004106 GENERAL OFFICE EXPENSES	5,329	3,500	2,724	5,000	5,000	5,000
6004111 BUILDING AND LAND RENTAL	907,328	925,474	848,351	943,978	943,978	943,978
6004115 ELECTRIC CURRENT	74,558	87,235	67,687	80,109	80,109	80,109
6004117 BUILDING AND GROUNDS EXPENSES	20,437	27,442	17,111	23,148	23,148	23,148
6004137 ADVERTISING AND PROMOTION EXPE	1,149	500	1,487	500	500	500
6004138 OTHER OPERATIONAL EXPENSES	1,263	1,000	557	1,000	1,000	1,000
6004139 Trust Account Outflows	2,401	0	0	0	0	0
6004160 MILEAGE AND PARKING-LOCAL	863	210	800	210	210	210
6004161 TRAVEL HOTEL AND MEALS	2,224	2,000	4,478	2,000	2,000	2,000
6004162 EDUCATION AND TRAINING	2,322	1,000	1,279	1,000	1,000	1,000
6004164 NON-EMPLOYEE TRAVEL HOTEL & ME	3,255	8,370	3,035	9,072	9,072	9,072
6004168 OTHER PERSONNEL EXPENSES	120	120	60	120	120	120
6004169 DAY TRIP MEAL REIMBURSEMENT	140	100	14	0	0	0

REPORT:BP033

BROOME COUNTY GOVERNMENT
REVENUE AND APPROPRIATION SUMMARY
BY DEPARTMENT AND DIVISION

FUND: 1010 General Operating
DEPT: 35000000 Social Services
DIV: 02 Soc Svcs-Central Admin

Account	2022 Actuals	2023 Budget	2023 YTD Actuals As of 11/20/23	2024 Budget Requested	2024 Budget Recommended	2024 Budget Adopted
6004196 COPYING MACHINE RENTALS	32,446	29,334	31,242	32,471	32,471	32,471
6004200 PROPERTY LOSS	2,645	3,868	9,539	0	0	0
6004203 INSURANCE CLAIMS	18,000	0	4,089	0	0	0
6004500 ACCTG AND COST ALLOCATION SERV	7,000	7,000	7,000	7,000	7,000	7,000
6004573 OTHER FEES FOR SERVICES	65,000	65,000	57,500	45,000	45,000	45,000
6004591 CASH SHORT AND OVER	0	0	-1	0	0	0
6005003 DISCOVERY CENTER	5,000	0	0	0	0	0
6005016 BROOME CO COOP EXT ASSN	446,341	0	0	0	0	0
0000040 Contractual Expenditures Totals	1,654,648	1,226,260	1,096,208	1,212,320	1,212,320	1,212,320
0000041 Chargeback Expenses						
6004602 INSURANCE PREMIUM CHARGEBACK	17,541	16,148	12,111	17,973	17,973	17,973
6004604 DPW SECURITY CHARGEBACKS	1,331,867	1,554,959	1,026,840	1,685,606	1,685,606	1,685,606
6004605 COUNTY ATTORNEY CHARGEBACKS	1,341,193	1,655,090	1,100,716	1,752,271	1,752,271	1,752,271
6004606 TELEPHONE BILLING ACCOUNT	136,978	168,169	84,084	148,470	148,470	148,470
6004609 DATA PROCESSING CHARGEBACKS	626,310	437,267	218,901	475,236	475,236	475,236
6004614 OTHER CHARGEBACK EXPENSES	332,763	385,911	187,076	401,180	401,180	401,180
6004615 GASOLINE CHARGEBACK	26,058	63,000	17,249	49,700	49,700	49,700
6004616 FLEET SERVICE CHARGEBACK	70,000	73,500	73,500	84,000	84,000	84,000
6004617 DUPLICATING/PRINTING CHARGEBAC	35,700	41,252	46,390	40,636	40,636	40,636
6004618 OFFICE SUPPLIES CHARGEBACK	86,084	90,612	63,334	86,145	86,145	86,145
6004619 BUILDING SERVICE CHARGEBACK	121,755	116,895	87,671	116,895	116,895	116,895
6004626 TRANSPORTATION SERVICES CHARGE	40,715	65,313	65,313	72,105	72,105	72,105
0000041 Chargeback Expenses Totals	4,166,964	4,668,116	2,983,185	4,930,217	4,930,217	4,930,217
0000080 Employee Benefits						
6008001 STATE RETIREMENT	77,727	100,093	71,839	86,469	86,469	86,469
6008002 SOCIAL SECURITY	40,823	43,480	31,013	41,731	41,731	41,731
6008004 WORKERS COMPENSATION	5,006	6,409	3,766	6,141	6,141	6,141
6008006 LIFE INSURANCE	61	165	44	150	150	150
6008007 HEALTH INSURANCE	108,213	129,050	83,708	100,770	100,770	100,770
6008009 RETIREE HEALTH INSURANCE	138,499	143,483	125,984	154,197	154,197	154,197
6008010 DISABILITY INSURANCE	663	616	424	528	528	528
0000080 Employee Benefits Totals	370,992	423,296	316,778	389,986	389,986	389,986
Exp Total for Div: 3502	6,761,590	6,886,663	4,826,295	7,078,631	7,078,631	7,078,631

REPORT:BP033

BROOME COUNTY GOVERNMENT
REVENUE AND APPROPRIATION SUMMARY
BY DEPARTMENT AND DIVISION

FUND: 1010 General Operating
DEPT: 35000000 Social Services
DIV: 02 Soc Svcs-Central Admin

Account	2022 Actuals	2023 Budget	2023 YTD Actuals As of 11/20/23	2024 Budget Requested	2024 Budget Recommended	2024 Budget Adopted
Total for Div: 35000000	13,371,903	13,811,838	10,820,844	14,642,071	14,642,071	14,642,071

Social Services

Administrative Services

Mission Statement

The Administrative Services Unit of the Department of Social Services ensures the department's compliance with fiscal and operation policies dictated by the federal and state governments regarding claims and revenue. It is this department's goal to assist county government in understanding and pursuing the most advantageous use of our welfare funding.

Description

Administrative Services is responsible for a variety of functions. Including budget preparation, fiscal planning, accounting, security, operations management, resources, third party health insurance, and personnel as provided for in Article XVII (1) (a) of the New York State Constitution, and various sections, Title 18 of the New York State Code Rules and Regulations.

2024 Objectives

- Prepare a budget that will meet the needs of our clients and be financially sound.
- Provide timely and accurate payments to clients and to providers on behalf of our clients in all program areas.
- Prepare monthly claims for state and federal reimbursement of program and administrative expenditures.
- Assist external auditors in their audit of department records.
- Maintain individual personnel files for all employees which includes personnel data records (PDRs), leave of absences and disability forms, bi-weekly payroll, and computerized sick and vacation records for more accurate and efficient record keeping.

2024 Budget Highlights

- Ongoing re-engineering effort to focus on efficiencies and cost reductions.
- Conduct a department wide imaging program to increase efficiencies and reduce dependence on paper files.
- Fiscal measurement reporting has been rolled out and will continue to be reviewed monthly.
- Document, update, and flow chart all financial processes to enhance departmental controls and optimize process efficiencies.

Social Services 35010006
 Administrative Services

<u>Title of Position</u>	<u>Grade/Unit</u>	As of June 15, 2023				
		<u>2022 Actuals</u>	<u>Current Authorized</u>	<u>2024 Requested</u>	<u>2024 Recommended</u>	<u>2024 Adopted</u>
<u>Full-Time Positions</u>						
Fiscal Services Administrator	24 Admin	1	1	1	1	1
Accounting Supervisor Grade A	22 BAPA	0	0	1	1	1
Accounting Supervisor Grade A	21 BAPA	1	1	0	0	0
Office Manager	16 BAPA	0	0	1	1	1
Accounting Supervisor Grade B	18 CSEA	0	0	1	1	1
Accountant (County)	16 CSEA	1	1	1	1	1
Resource Consultant	16 CSEA	1	1	1	1	1
Welfare Management Systems Assistant	13 CSEA	1	1	1	1	1
Principal Account Clerk	13 CSEA	4	4	4	4	4
Secretary	13 CSEA	1	1	1	1	1
Senior Account Clerk	9 CSEA	5	5	5	5	5
Keyboard Specialist	8 CSEA	2	2	2	2	2
Senior Clerk	8 CSEA	3	3	2	2	2
Account Clerk	7 CSEA	1	1	1	1	1
Clerk	7 CSEA	1	1	1	1	1
Total Full-Time Positions		22	22	23	23	23
<u>Part-Time Positions</u>						
None						
Total Part-Time Positions		0	0	0	0	0
Total Positions		22	22	23	23	23

REPORT:BP033

BROOME COUNTY GOVERNMENT
REVENUE AND APPROPRIATION SUMMARY
BY DEPARTMENT AND DIVISION

FUND: 1010 General Operating
DEPT: 35000000 Social Services
DIV: 01 Soc Svcs-Admin Svcs

Account	2022 Actuals	2023 Budget	2023 YTD Actuals As of 11/20/23	2024 Budget Requested	2024 Budget Recommended	2024 Budget Adopted
35000000 Social Services						
0000010 Personnel Service						
6001000 SALARIES FULL-TIME	719,703	874,590	505,155	969,347	969,347	969,347
6001003 SALARIES OVERTIME	6,354	4,127	3,133	5,500	5,500	5,500
0000010 Personnel Service Totals	726,057	878,717	508,288	974,847	974,847	974,847
0000040 Contractual Expenditures						
6004012 OFFICE SUPPLIES	2,716	3,000	2,816	3,000	3,000	3,000
6004139 Trust Account Outflows	1,940	0	0	0	0	0
6004160 MILEAGE AND PARKING-LOCAL	249	0	0	0	0	0
6004161 TRAVEL HOTEL AND MEALS	1,597	2,000	2,528	2,000	2,000	2,000
6004162 EDUCATION AND TRAINING	304	500	413	500	500	500
6004169 DAY TRIP MEAL REIMBURSEMENT	0	100	11	0	0	0
0000040 Contractual Expenditures Totals	6,806	5,600	5,768	5,500	5,500	5,500
0000041 Chargeback Expenses						
6004606 TELEPHONE BILLING ACCOUNT	1,544	0	0	0	0	0
0000041 Chargeback Expenses Totals	1,544	0	0	0	0	0
0000080 Employee Benefits						
6008001 STATE RETIREMENT	104,505	154,710	89,344	149,992	149,992	149,992
6008002 SOCIAL SECURITY	51,641	67,222	36,330	74,576	74,576	74,576
6008004 WORKERS COMPENSATION	7,519	10,418	5,794	11,244	11,244	11,244
6008006 LIFE INSURANCE	91	330	62	345	345	345
6008007 HEALTH INSURANCE	164,447	233,270	118,270	251,366	251,366	251,366
6008009 RETIREE HEALTH INSURANCE	160,644	173,295	139,803	196,287	196,287	196,287
6008010 DISABILITY INSURANCE	1,221	1,760	722	1,760	1,760	1,760
6008013 HEALTH INS - RETIRE INCENTIVE	1,482	0	0	0	0	0
0000080 Employee Benefits Totals	491,550	641,005	390,325	685,570	685,570	685,570
Exp Total for Div: 3501	1,225,957	1,525,322	904,381	1,665,917	1,665,917	1,665,917

REPORT:BP033

BROOME COUNTY GOVERNMENT
REVENUE AND APPROPRIATION SUMMARY
BY DEPARTMENT AND DIVISION

FUND: 1010 General Operating
DEPT: 35000000 Social Services
DIV: 01 Soc Svcs-Admin Svcs

Account	2022 Actuals	2023 Budget	2023 YTD Actuals As of 11/20/23	2024 Budget Requested	2024 Budget Recommended	2024 Budget Adopted
Total for Div: 35000000	-1,225,957	-1,525,322	-904,381	-1,665,917	-1,665,917	-1,665,917

Social Services

Support Services

Mission Statement

Master Control

Provide vital and diversified service to all divisions in the department.

Child Support Enforcement Unit (CSEU)/Support Collection Unit (SCU)

The Child Support Enforcement Unit (CSEU) and the Support Collection Unit (SCU) are responsible for establishing and enforcing support orders against legally responsible relatives, and on behalf of Temporary Assistance applicants/recipients, as well as for non-applicant/recipient individuals who make application for child support services. These units are also responsible for establishment of paternity for all children born out of wedlock for these applicants as well, as necessary. The CSEU also has a responsibility to secure a court order for third party health insurance on behalf of all children in receipt of Temporary Assistance and Medicaid only benefits. Additionally, the SCU has primary responsibility to collect, monitor, and enforce all support as ordered made payable through it by any court of competent jurisdiction.

Welfare Management System (WMS)

The Welfare Management System (WMS) Division administers local Department of Social Services electronic data processing and administrative systems. This division also coordinates the interface between the WMS, the Medicaid Management Information System (MMIS), the Electronic Medicaid Eligibility Verification System (EMEVS), the Electronic Benefit Issuance Control Subsystem (EBICS), the Client Notice System (CNS), and in the mechanism for issuance of the Common Benefit Identification Card (CBIC).

Additionally, the division maintains the overall responsibility for all Electronic Data Processing (EDP) procedures that affect the department, including maximizing the efficiency of the department by designing and implementing personal computer applications. Electronic Benefit Transfer (EBT) Electronic procedure that allows recipients the ability to redeem benefits directly from authorized vendors and ATM machines. The Welfare Management System is authorized under Title 18, Part 655.1, Chapter 2 subchapter g, of the New York State Social Services Law.

Description

Master Control

This unit prepares Temporary Assistance, non-Temporary Assistance SNAP, HEAP and Medicaid applications assigning case numbers, and entering each one into the Master Control database. Master Control prepares statistical reports, orders and distributes state and local forms. Master Control is the records custodian for all active, ancillary, and closed Temporary Assistance, SNAP, HEAP and Medicaid cases. The unit also houses three scanning stations and is responsible to oversee scanning all temporary assistance openings and denials; Temporary Assistance Recertification and miscellaneous paperwork from TA Undercare. The Master Control staff is responsible for issuing benefit cards for Expedited SNAP and Temporary Assistance applicants and recipients. Staff are also responsible for greeting and directing visitors to our Main Street Waiting Room, including assisting with the use of our Kiosks.

Child Support Enforcement Unit (CSEU) and Support Collection Unit (SCU)

CSEU: location of non-custodial parents (NCP), financial investigation of NCP, health insurance investigation, non-support and/or paternity petition preparation and filing, arrange (County provided) legal representation as necessary and appropriate, assistance with identifying and obtaining any and all supportive information or documentation, preparation of any and all other documentation as necessary, monitor and maintain case, update and re-investigate as needed.

SCU: Receive order of support from various courts, create and maintain support account, collect and disburse support payments, prepare and file non-payment violation petitions. Submits accounts for eligible enforcement processes, including but not limited to income execution for immediate wage withholding, federal and New York State Tax Intercept, property execution, and revocation of driving privileges.

2024 Objectives

Master Control

- Provide ongoing records management for Social Services case documents.
- Provide support services for Temporary Assistance, Medical Assistance, and Non-Public Assistance SNAP case preparation and department-wide telephone support.
- Enter case numbers and corresponding information into the Master Control database.
- Scan Temporary Assistance cases as they close, or are denied, to aid in our space problem.
- Provide excellent customer service at the reception area of the Main Street waiting room as well as internal customers.

Child Support Enforcement Unit (CSEU) and Support Collection Unit (SCU)

- Increase total child support collections for 2024.
- Filling of existing staff vacancy's in both the SCU and the CSEU.
- Meet or exceed federal and New York State mandated performances measures through intensive review of cases identified by NYS's Department of Child Support Enforcement. Review of over 2,500 cases will result in additional petition filings for paternity and support, in addition to securing court orders for third party health insurance. Approval of overtime funding will assist in case review. Securing orders for child support and third-party health insurance are potential cost avoidance for Broome County.

Welfare Management System (WMS)

- Implement various applications including Connections and voice recognition software.
- Implement records imaging solution for the department.
- Develop Human Services Enterprise Network (HSEN) to fully integrate the state and local systems.
- Develop reports using the Sidney on SQL Server and COGNOS Impromptu.
- Process all applications and authorizations in data entry within a 24 to 36-hour timeframe.

2024 Budget Highlights

Master Control

- Provide case file management support for 19,000 Assistance Program applicants.
- Scan, index, commit, and quality control assurance for 250,000 documents annually.
- Greet and direct over 53,000 consumers annually to our Main Street Waiting Room.

Child Support Enforcement Unit (CSEU) and Support Collection Unit (SCU)

- Through full staffing, meet or exceed number of child support petitions filed in 2023, which will lead to increase in child support collected.
- To increase the unit's Paternity Establishment Percentage (PEP) from 94.17% as of December 31, 2022 to 95% by December 31, 2024. The minimum federal performance standard for this category is 90.00%.
- Increase the unit's Support Enforcement Performance (SEP) to meet or exceed the minimum federal performance standard of 80%. Broome is currently at 91.99% as of December 31, 2022.

Welfare Management System (WMS)

- Provide 26,128 authorizations per month.
- Perform 522,560 transactions per month.

Social Services 35060006
Support Services

As of
June 15, 2023

<u>Title of Position</u>	<u>Grade/Unit</u>	<u>2022 Actuals</u>	<u>Current Authorized</u>	<u>2024 Requested</u>	<u>2024 Recommended</u>	<u>2024 Adopted</u>
<u>Full-Time Positions</u>						
Systems Analyst	24 BAPA	1	1	1	1	1
Welfare Management Systems Coordinator	20 BAPA	1	1	1	1	1
Coordinator of Child Support Enforcement	20 BAPA	1	1	1	1	1
Supervising Support Investigator	17 BAPA	1	1	1	1	1
Support Collection Supervisor	17 BAPA	1	1	1	1	1
Coordinator of Volunteer Services	16 BAPA	1	1	1	1	1
Senior Support Investigator	16 CSEA	1	1	2	2	2
Family Court Liaison	14 CSEA	2	2	2	2	2
Assistant Support Collection Supervisor	13 CSEA	1	1	0	0	0
Support Investigator	13 CSEA	10	13	13	13	13
Social Services Examiner	13 CSEA	1	0	0	0	0
Child Support Specialist	11 CSEA	5	1	1	1	1
Senior Account Clerk	9 CSEA	2	2	2	2	2
Data Entry Machine Operator	8 CSEA	5	5	5	5	5
Keyboard Specialist	8 CSEA	3	3	3	3	3
Senior Clerk	8 CSEA	1	1	1	1	1
Account Clerk	7 CSEA	3	3	3	3	3
Clerk	7 CSEA	3	3	3	3	3
Total Full-Time Positions		43	41	41	41	41
<u>Part-Time Positions</u>						
None						
Total Part-Time Positions		0	0	0	0	0
Total Positions		43	41	41	41	41

REPORT:BP033

BROOME COUNTY GOVERNMENT
REVENUE AND APPROPRIATION SUMMARY
BY DEPARTMENT AND DIVISION

FUND: 1010 General Operating
DEPT: 35000000 Social Services
DIV: 06 Soc Svcs-Support Svcs

Account	2022 Actuals	2023 Budget	2023 YTD Actuals As of 11/20/23	2024 Budget Requested	2024 Budget Recommended	2024 Budget Adopted
0000010 Personnel Service						
6001000 SALARIES FULL-TIME	1,189,426	1,602,637	969,053	1,735,257	1,735,257	1,735,257
6001003 SALARIES OVERTIME	8,359	18,850	17,448	23,625	23,625	23,625
0000010 Personnel Service Totals	1,197,785	1,621,487	986,501	1,758,882	1,758,882	1,758,882
0000040 Contractual Expenditures						
6004012 OFFICE SUPPLIES	53,542	40,000	20,731	40,000	40,000	40,000
6004100 POSTAGE AND FREIGHT	1,465	1,452	1,643	1,628	1,628	1,628
6004106 GENERAL OFFICE EXPENSES	0	200	0	0	0	0
6004161 TRAVEL HOTEL AND MEALS	1,291	1,750	1,992	1,750	1,750	1,750
6004162 EDUCATION AND TRAINING	4,404	200	413	200	200	200
6004168 OTHER PERSONNEL EXPENSES	792	2,088	305	1,680	1,680	1,680
6004169 DAY TRIP MEAL REIMBURSEMENT	0	100	13	0	0	0
6004196 COPYING MACHINE RENTALS	3,934	3,576	3,278	3,576	3,576	3,576
6004402 LAB SERVICES	6,004	11,400	4,977	11,250	11,250	11,250
6004573 OTHER FEES FOR SERVICES	385	10,000	4,640	10,000	10,000	10,000
0000040 Contractual Expenditures Totals	71,817	70,766	37,992	70,084	70,084	70,084
0000041 Chargeback Expenses						
6004606 TELEPHONE BILLING ACCOUNT	2,965	0	0	0	0	0
6004610 PERSONNEL SERVICES CHARGEBACKS	9,347	11,813	9,163	10,058	10,058	10,058
0000041 Chargeback Expenses Totals	12,312	11,813	9,163	10,058	10,058	10,058
0000080 Employee Benefits						
6008001 STATE RETIREMENT	178,087	270,909	173,805	276,695	276,695	276,695
6008002 SOCIAL SECURITY	86,452	124,043	71,235	134,558	134,558	134,558
6008004 WORKERS COMPENSATION	14,155	19,175	10,618	20,128	20,128	20,128
6008006 LIFE INSURANCE	156	630	123	615	615	615
6008007 HEALTH INSURANCE	256,211	423,838	216,147	406,002	406,002	406,002
6008009 RETIREE HEALTH INSURANCE	197,531	208,849	165,703	199,673	199,673	199,673
6008010 DISABILITY INSURANCE	1,955	3,168	1,397	3,080	3,080	3,080
6008011 UNEMPLOYMENT INSURANCE	9,323	0	4,977	0	0	0
6008013 HEALTH INS - RETIRE INCENTIVE	1,389	0	0	0	0	0
0000080 Employee Benefits Totals	745,259	1,050,612	644,005	1,040,751	1,040,751	1,040,751

REPORT:BP033

BROOME COUNTY GOVERNMENT
REVENUE AND APPROPRIATION SUMMARY
BY DEPARTMENT AND DIVISION

FUND: 1010 General Operating
DEPT: 35000000 Social Services
DIV: 06 Soc Svcs-Support Svcs

Account	2022 Actuals	2023 Budget	2023 YTD Actuals As of 11/20/23	2024 Budget Requested	2024 Budget Recommended	2024 Budget Adopted
Exp Total for Div: 3506	2,027,173	2,754,678	1,677,661	2,879,775	2,879,775	2,879,775
Total for Div: 35000000	-2,027,173	-2,754,678	-1,677,661	-2,879,775	-2,879,775	-2,879,775

Social Services

Certification

Includes Public Assistance, Medical Assistance, Supplemental Nutrition Assistance Program, and Employment.

Mission Statement

Temporary Assistance

To determine initial and continuing eligibility for cash grant programs, including emergency assistance, within statutory time limits and ensuring program integrity; to utilize diversion such as one-time cash assistance or referral to other programs or benefits. Enable recipients to achieve self-sufficiency by utilizing aggressive case management with the assistance of the Employment unit. Temporary assistance is administered under the authority of the New York State Social Services Law and Title 18 of the New York Code of Rules and Regulations.

Medical Assistance

To determine initial and continuing eligibility for medical assistance, within statutory time limits, responsively and accurately to facilitate self-sufficiency; to utilize third party health insurance and Medicare benefits; to maximize federal reimbursement through the utilization of federal categories; to involve eligible Medicaid recipients in managed care. Ensure level of care assessments and referrals for community placements or in-home services are provided in the least restrictive but most appropriate setting. Medical assistance is administered under the authority of the New York State Health Department Law and Title 18 of the New York Code of Rules and Regulations.

Supplemental Nutrition Assistance Program (SNAP)

To determine initial and continuing eligibility for SNAP, within statutory time limits, responsively and accurately; to refer appropriate food stamp recipients to the Employment unit for participation in employment programs to facilitate self-sufficiency; to increase participation in the program in line with New York State directives; to comply with additional New York State program initiatives such as e-filing, and other facilitated application services; to comply with current program requirements of Electronic Benefit Transfer and Home Energy Assistance Program (HEAP). SNAP is administered under the authority of the New York State Social Services Law, Title 18 of the New York Code of Rules and Regulations, and Title 7 of the United States Code of Rules and Regulations.

Employment

To enable applicants and recipients of public assistance and SNAP to achieve their maximum level of self-support through the provision of the services, training, education, and supportive services needed to help them overcome barriers to employment and meet the mandates of federal welfare reform legislation. Programs include work experience, job search, job development, and on the job training.

2024 Objectives

- Establish the most efficient business processes to ensure our expanding caseload is well served at our current staffing levels.

Temporary Assistance

- Reduce the need for temporary assistance by assisting applicants in achieving self-sufficiency through diversion.
- Ensure assessment and participation of clients in work programs through integration with the Employment unit.
- Ensure Temporary Assistance applicants are provided benefits in a professional, efficient manner within prescribed timeframes.

Medical Assistance

- Defray costs by maximizing other health care alternatives such as third-party insurance, managed care, Medicare, and community clinics.
- Attend community and educational meetings and trainings related to the New York State Department of Health changes to the Medicaid Program with community providers.
- Provide level of care assessments and appropriate placements for Medicaid recipients and in-home services in the least restrictive setting that meets the consumers' needs.

Supplemental Nutrition Assistance Program (SNAP)

- Increase client participation in the program as mandated by New York State directives including the Working Families Initiative and utilization of the "my benefits" state website.
- Maintain program integrity and statutory timeframes for case determination.
- Ensure compliance with all applicable regulatory requirements.

Employment

Monitor processes and work activities to ensure efforts assist the agency in meeting participation rates mandated by state and federal legislation.

- Promote and monitor new policies which immediately engage all employable applicants in work activities that will lead to the elimination or reduction in their need for public assistance and/or SNAP.
- Interface Employment and other assistance program staff and community agencies to coordinate Employment activities.

2024 Budget Highlights

Temporary Assistance

- Divert 30% of new applicants to other resources to eliminate the need for Temporary Assistance.
- Refer 100% of new applicants to the FEDS/EVR process.

Medical Assistance

- Make initial determinations for chronic care Medicaid within the state statutory time frames.
- Make initial determinations for SSI-related Medicaid within the state statutory time frame of forty-five days from application date.

Supplemental Nutrition Assistance Program (SNAP)

- Ensure timeliness of determinations for SNAP benefits to ensure they are within the New York State statutory time limit of thirty days from application date.
- Review and process 100% of SNAP applications eligible for expedited service within seven business days.
- Bring error rate to state acceptable standards through enhanced quality control and staff training.

Employment

- Work with community agencies to expand and develop new work sites, projects, and job skills trainings for consumers.
- Enable 320 recipients to secure employment.
- Provide day care to 1,900 children per month.

Social Services 35030006
Certification

As of
June 15, 2023

<u>Title of Position</u>	<u>Grade/Unit</u>	<u>2022 Actuals</u>	<u>Current Authorized</u>	<u>2024 Requested</u>	<u>2024 Recommended</u>	<u>2024 Adopted</u>
<u>Full-Time Positions</u>						
Deputy Commissioner of Social Services	E Admin	1	1	1	1	1
Director of Temporary Assistance & Employment	24 BAPA	1	1	1	1	1
Employment Coordinator	20 BAPA	1	1	1	1	1
Management Associate	18 BAPA	1	1	0	0	0
Human Services Coordinator II	20 CSEA	1	1	1	1	1
Senior Caseworker - DSS	20 CSEA	3	3	3	3	3
Principal Social Services Examiner	17 CSEA	6	6	7	7	7
Caseworker - DSS	18 CSEA	13	13	14	14	14
Caseworker Trainee - DSS	16 CSEA					
Job Developer	18 CSEA	0	0	1	1	1
Job Developer	16 CSEA	1	1	0	0	0
Substance Abuse Disorder Counselor	16 CSEA	2	2	0	0	0
Senior Social Services Examiner	15 CSEA	16	17	17	17	17
Social Services Examiner	13 CSEA	32	33	34	34	34
Principal Clerk	12 CSEA	1	1	0	0	0
Keyboard Specialist	8 CSEA	5	4	4	4	4
Case Aide	8 CSEA	0	1	1	1	1
Receptionist	7 CSEA	1	1	1	1	1
Clerk	7 CSEA	2	2	2	2	2
Total Full-Time Positions		87	89	88	88	88
<u>Part-Time Positions</u>						
None						
Total Part-Time Positions		0	0	0	0	0
Total Positions		87	89	88	88	88

REPORT:BP033

BROOME COUNTY GOVERNMENT
REVENUE AND APPROPRIATION SUMMARY
BY DEPARTMENT AND DIVISION

FUND: 1010 General Operating
DEPT: 35000000 Social Services
DIV: 03 Soc Svcs-Certification

Account	2022 Actuals	2023 Budget	2023 YTD Actuals As of 11/20/23	2024 Budget Requested	2024 Budget Recommended	2024 Budget Adopted
0000010 Personnel Service						
6001000 SALARIES FULL-TIME	3,141,541	3,945,352	2,640,432	4,130,146	4,130,146	4,130,146
6001003 SALARIES OVERTIME	160,257	24,000	154,198	35,000	35,000	35,000
0000010 Personnel Service Totals	3,301,798	3,969,352	2,794,630	4,165,146	4,165,146	4,165,146
0000040 Contractual Expenditures						
6004012 OFFICE SUPPLIES	9,849	11,000	9,682	11,000	11,000	11,000
6004023 BLDG AND GROUNDS SUPPLIES	303	609	359	581	581	581
6004111 BUILDING AND LAND RENTAL	77,665	80,618	72,359	78,990	78,990	78,990
6004117 BUILDING AND GROUNDS EXPENSES	411	853	452	472	472	472
6004137 ADVERTISING AND PROMOTION EXPE	551	0	524	0	0	0
6004138 OTHER OPERATIONAL EXPENSES	19	19	94	19	19	19
6004160 MILEAGE AND PARKING-LOCAL	184	0	174	0	0	0
6004161 TRAVEL HOTEL AND MEALS	2,114	1,500	3,510	1,500	1,500	1,500
6004162 EDUCATION AND TRAINING	751	150	413	250	250	250
6004169 DAY TRIP MEAL REIMBURSEMENT	0	150	17	0	0	0
6004303 JOBS - ADMINISTRATION	365	1,000	820	1,000	1,000	1,000
0000040 Contractual Expenditures Totals	92,212	95,899	88,404	93,812	93,812	93,812
0000041 Chargeback Expenses						
6004604 DPW SECURITY CHARGEBACKS	12,274	17,176	9,198	14,328	14,328	14,328
6004606 TELEPHONE BILLING ACCOUNT	5,799	0	0	0	0	0
6004619 BUILDING SERVICE CHARGEBACK	8,364	8,615	6,461	8,003	8,003	8,003
0000041 Chargeback Expenses Totals	26,437	25,791	15,659	22,331	22,331	22,331
0000080 Employee Benefits						
6008001 STATE RETIREMENT	482,535	695,547	485,751	664,798	664,798	664,798
6008002 SOCIAL SECURITY	238,902	303,659	202,522	318,635	318,635	318,635
6008004 WORKERS COMPENSATION	32,915	47,155	26,139	47,908	47,908	47,908
6008006 LIFE INSURANCE	371	1,335	313	1,320	1,320	1,320
6008007 HEALTH INSURANCE	590,431	857,117	544,121	842,740	842,740	842,740
6008009 RETIREE HEALTH INSURANCE	738,853	768,217	650,454	786,713	786,713	786,713
6008010 DISABILITY INSURANCE	5,388	7,480	4,228	7,480	7,480	7,480
6008013 HEALTH INS - RETIRE INCENTIVE	10,190	0	0	0	0	0

REPORT:BP033

BROOME COUNTY GOVERNMENT
REVENUE AND APPROPRIATION SUMMARY
BY DEPARTMENT AND DIVISION

FUND: 1010 General Operating
DEPT: 35000000 Social Services
DIV: 03 Soc Svcs-Certification

Account	2022 Actuals	2023 Budget	2023 YTD Actuals As of 11/20/23	2024 Budget Requested	2024 Budget Recommended	2024 Budget Adopted
0000080 Employee Benefits Totals	2,099,585	2,680,510	1,913,528	2,669,594	2,669,594	2,669,594
Exp Total for Div: 3503	5,520,032	6,771,552	4,812,221	6,950,883	6,950,883	6,950,883
Total for Div: 35000000	-5,520,032	-6,771,552	-4,812,221	-6,950,883	-6,950,883	-6,950,883

Social Services Services

Mission Statement

The Services Division provides support, counseling, case management, and case planning to children, adults, and families whose health and safety are at risk due to abuse, neglect, maltreatment, or dysfunction.

Description

Whenever possible, services are provided to prevent out of home placement. If placement out of the home is required, the lowest level of care, that is appropriate, is sought for the shortest duration of time possible. Services are provided in accordance with federal and state mandates, laws, and regulations. Services include the following areas: child protective, adult and family intake, foster care, adoption, preventive, juvenile services including PINS Diversion, and purchase of service programs.

2024 Objectives

- Timely investigations by Child Protective Services (CPS) of all reports made to the State Central Registry.
- Continue to promote “Safe Sleep”, through community outreach and education.
- Continue to increase the number of children placed in relative foster care, by prioritizing placement with relatives.
- Provide supportive and preventive services to families whose children’s health and safety are at risk to reduce the likelihood of out of home placement.
- Achieve timely permanency for all children in foster care.
- Provide services and referrals to victims of domestic violence through our partnership with Rise.
- Monitor performance improvement plans for child welfare outcomes.
- Monitor outcomes for the preventive partnerships with Binghamton and Whitney Point school districts (local share paid by school district), that places caseworkers in the schools.
- Continue to regularly review children’s foster care status and stays during Permanency Planning Review Team meetings.
- Open appropriate cases for on-going preventive services.
- Assess services along the Juvenile Justice continuum to provide the most intensive services to those most likely to go into placements.
- Promote and provide educational opportunities to lessen child abuse, elder abuse, and domestic violence.
- Continue to have placement meetings on all children being considered for placement in foster care.
- Continue the “kinship firewall” to assure all kin resources are exhausted before placement in traditional foster care.
- Continue the congregate care firewall to assure that children are placed in the lowest level of foster care.
- Continue to comply with Family First legislation including the requirement of QI assessments and Long Stayer Reviews for children placed in congregate care.
- With technical assistance from the Redlich Horwitz Foundation assess our array of Purchase of Services programs to ensure maximum utilization and that the community needs are met.
- Create a Multi-Disciplinary Unit within CPS.
- Increase the use of Family Assessment Response in CPS.

2024 Budget Highlights

- Continue to maintain congregate care at less than 12%.
- Increase kinship foster care placements to 50%.
- Maintain successful preventive programs at full capacity.
- Investigate 4,000 reports of abuse and neglect.
- Investigate 450 reports of adult abuse and neglect.
- Provide preventive purchase of service programs to those families in need.
- Continue the Family Assessment Response (FAR) in CPS.
- Free 30 children for adoption.
- Place 30 children for adoption.
- Increase KinGap placements.

Social Services 35050006
Services

<u>Title of Position</u>	<u>Grade/Unit</u>	As of June 15, 2023				
		<u>2022 Actuals</u>	<u>Current Authorized</u>	<u>2024 Requested</u>	<u>2024 Recommended</u>	<u>2024 Adopted</u>
<u>Full-Time Positions</u>						
Deputy Commissioner of Social Services	E Admin	1	1	1	1	1
Secretary *	14 Admin	0	1	1	1	1
Case Supervisor Grade A	23 BAPA	3	3	3	3	3
Office Manager	16 BAPA	1	1	1	1	1
Clinical Social Worker	22 CSEA	1	1	1	1	1
Case Supervisor Grade B	22 CSEA	15	15	15	15	15
Senior Caseworker - DSS	20 CSEA	22	22	22	22	22
Intensive Case Manager	20 CSEA	4	4	5	5	5
Principal Social Services Examiner	17 CSEA	1	1	1	1	1
Caseworker - DSS	18 CSEA	65	64	64	64	64
Caseworker Trainee - DSS	16 CSEA					
Senior Social Services Examiner	13 CSEA	1	1	1	1	1
Secretary *	13 CSEA	2	1	1	1	1
Senior Account Clerk	9 CSEA	2	2	1	1	1
Case Aide	8 CSEA	0	1	1	1	1
Community Services Worker	8 CSEA	4	4	4	4	4
Keyboard Specialist	8 CSEA	7	7	7	7	7
Total Full-Time Positions		129	129	129	129	129
<u>Part-Time Positions</u>						
Caseworker - DSS	18 CSEA	0	2	2	2	2
Caseworker Trainee - DSS	16 CSEA					
Case Aide	8 CSEA	0	2	2	2	2
Total Part-Time Positions		0	4	4	4	4
Total Positions		129	133	133	133	133

* One Secretary moved from CSEA to Admin in 2023

BROOME COUNTY GOVERNMENT
 REVENUE AND APPROPRIATION SUMMARY
 BY DEPARTMENT AND DIVISION

FUND: 1010 General Operating
 DEPT: 35000000 Social Services
 DIV: 05 Soc Svcs- Svcs

Account	2022 Actuals	2023 Budget	2023 YTD Actuals As of 11/20/23	2024 Budget Requested	2024 Budget Recommended	2024 Budget Adopted
0000010 Personnel Service						
6001000 SALARIES FULL-TIME	5,925,506	6,620,238	4,408,260	6,882,641	6,882,641	6,882,641
6001001 SALARIES PART-TIME	0	27,471	21,220	79,883	79,883	79,883
6001002 SALARIES TEMPORARY	17,416	30,000	93,991	30,000	30,000	30,000
6001003 SALARIES OVERTIME	302,106	189,740	326,661	207,000	207,000	207,000
6001008 STAND-BY PAY	14,845	14,820	11,710	14,820	14,820	14,820
0000010 Personnel Service Totals	6,259,873	6,882,269	4,861,842	7,214,344	7,214,344	7,214,344
0000040 Contractual Expenditures						
6004012 OFFICE SUPPLIES	12,579	12,550	13,432	12,550	12,550	12,550
6004040 MOTOR EQUIPMENT SUPPLIES	1,521	1,000	0	1,000	1,000	1,000
6004041 PHOTOGRAPHIC SUPPLIES	483	500	430	500	500	500
6004046 GAS OIL GREASE AND DIESEL FUEL	55	0	78	0	0	0
6004102 TELEPHONE EQUIPMENT	2,400	2,640	2,220	2,640	2,640	2,640
6004147 OTHER PROGRAM EXPENSE	3,987	50,000	9,573	45,000	45,000	45,000
6004160 MILEAGE AND PARKING-LOCAL	19,518	20,000	12,900	20,000	20,000	20,000
6004161 TRAVEL HOTEL AND MEALS	3,957	18,000	9,263	12,000	12,000	12,000
6004162 EDUCATION AND TRAINING	1,470	1,000	1,718	1,000	1,000	1,000
6004164 NON-EMPLOYEE TRAVEL HOTEL & ME	5,627	5,000	1,979	5,000	5,000	5,000
6004168 OTHER PERSONNEL EXPENSES	100	0	0	0	0	0
6004169 DAY TRIP MEAL REIMBURSEMENT	1,535	2,500	1,449	2,000	2,000	2,000
6004400 MEDICAL AND PHYSICAL EXAMS	36,688	35,000	25,140	35,000	35,000	35,000
6004538 LEGAL CHARGES AND FEES	8,000	4,000	14,000	6,000	6,000	6,000
0000040 Contractual Expenditures Totals	97,920	152,190	92,182	142,690	142,690	142,690
0000041 Chargeback Expenses						
6004606 TELEPHONE BILLING ACCOUNT	22,521	0	0	0	0	0
0000041 Chargeback Expenses Totals	22,521	0	0	0	0	0
0000080 Employee Benefits						
6008001 STATE RETIREMENT	850,741	1,165,880	789,887	1,098,237	1,098,237	1,098,237
6008002 SOCIAL SECURITY	451,878	529,055	356,811	551,649	551,649	551,649
6008004 WORKERS COMPENSATION	56,345	79,818	43,861	79,970	79,970	79,970
6008006 LIFE INSURANCE	623	1,980	461	1,995	1,995	1,995
6008007 HEALTH INSURANCE	1,123,370	1,380,075	816,225	1,316,999	1,316,999	1,316,999

REPORT:BP033

BROOME COUNTY GOVERNMENT
REVENUE AND APPROPRIATION SUMMARY
BY DEPARTMENT AND DIVISION

FUND: 1010 General Operating
DEPT: 35000000 Social Services
DIV: 05 Soc Svcs- Svcs

Account	2022 Actuals	2023 Budget	2023 YTD Actuals As of 11/20/23	2024 Budget Requested	2024 Budget Recommended	2024 Budget Adopted
6008009 RETIREE HEALTH INSURANCE	992,003	1,085,195	933,636	1,124,810	1,124,810	1,124,810
6008010 DISABILITY INSURANCE	9,128	11,176	6,521	11,176	11,176	11,176
6008013 HEALTH INS - RETIRE INCENTIVE	12,876	0	0	0	0	0
0000080 Employee Benefits Totals	3,496,964	4,253,179	2,947,402	4,184,836	4,184,836	4,184,836
Exp Total for Div: 3505	9,877,278	11,287,638	7,901,426	11,541,870	11,541,870	11,541,870
Total for Div: 35000000	-9,877,278	-11,287,638	-7,901,426	-11,541,870	-11,541,870	-11,541,870

Social Services

Social Services Programs

Mission Statement

Promote self-sufficiency and assure the protection of vulnerable individuals. We strive to have an organization, which values the needs of the customers, the contributions of the staff, and the participation of the community. This vision shall be achieved through a culture, which encourages continuous improvement.

2024 Objectives

- Provide supportive transitional services, such as childcare, transportation, medical assistance and other benefits that enable recipients to increase and sustain their ability to maintain employment and become self-sufficient.
- Reduce the local cost of assistance payments through aggressive procurement of alternative benefits, diversion efforts, and enhanced FDS programs.
- Aggressively work with TANF recipients to ensure progress toward self-sufficiency during the five-year limitation.
- Reduce care days in foster care with emphasis on reducing congregate care and focus on placing children with relatives in kinship foster care where appropriate.

2024 Budget Highlights

- Savings in residential placements.
- Savings in Safety Net expenditures.
- Use of detention only when warranted.
- Monitoring Raise the Age placements.
- Reduced traffic in the lobby by 25% due to implementation of mobile document upload for submission of documents.

REPORT:BP033

BROOME COUNTY GOVERNMENT
REVENUE AND APPROPRIATION SUMMARY
BY DEPARTMENT AND DIVISION

FUND: 1010 General Operating
DEPT: 35000000 Social Services
DIV: 07 Soc Svcs-Social Svcs Programs

Account	2022 Actuals	2023 Budget	2023 YTD Actuals As of 11/20/23	2024 Budget Requested	2024 Budget Recommended	2024 Budget Adopted
0000002 Departmental Income						
5000152 REPAYMENTS OF TANF	36,543	46,418	22,962	38,211	38,211	38,211
5000154 REPAYMENTS OF AID-CHILD CARE	394,638	507,877	251,608	474,464	474,464	474,464
5000156 REPAYMENTS OF SAFETY NET	624,351	997,198	612,612	774,581	774,581	774,581
5000157 REPAYMENTS OF ADULTS	421	1,165	735	721	721	721
5000158 REPAYMENTS OF BURIALS	61,523	73,498	56,845	72,518	72,518	72,518
5000159 REPAYMENTS OF SERV FOR RECIPIE	949	0	49,417	0	0	0
5000239 CSE PLACEMENTS	482,538	544,035	519,198	634,424	634,424	634,424
5000243 REPAYMENTS OF AID-JD/PINS	7,019	37,141	6,210	7,425	7,425	7,425
5000244 REPAYMENTS OF VA BURIALS	3,065	2,923	8,646	4,664	4,664	4,664
5000336 VA BURIALS CHARGEBACK	24,717	39,662	12,528	31,505	31,505	31,505
0000002 Departmental Income Totals	1,635,764	2,249,917	1,540,761	2,038,513	2,038,513	2,038,513
0000007 Misc Interfund Revenues						
5000530 REFUNDS OF PRIOR YEARS EXPENDI	4,712	7,104	7,735	1,832	1,832	1,832
5000543 PRIOR YEAR REFUNDS - TANF	10,513	11,345	13,069	14,091	14,091	14,091
5000544 PRIOR YEAR REFUNDS - SN	37,398	46,259	45,935	51,591	51,591	51,591
0000007 Misc Interfund Revenues Totals	52,623	64,708	66,739	67,514	67,514	67,514
0000008 State Aid						
5000853 MEDICAL ASSISTANCE	0	0	-3,130	0	0	0
5000854 TANF	1,403	0	1,599	0	0	0
5000855 SOCIAL SERVICES ADMINISTRATION	31,393	66,768	63,483	78,460	78,460	78,460
5000858 CHILD CARE/FOSTER CARE (ADC)	6,532,583	6,326,755	7,413,711	7,448,433	7,448,433	7,448,433
5000859 JUVENILE DELINQUENT	613,574	435,559	265,813	469,185	469,185	469,185
5000861 SAFETY NET	2,693,951	2,912,774	2,610,411	3,233,521	3,233,521	3,233,521
5000862 EMERGENCY AID TO ADULTS	92,174	113,168	5,675	98,639	98,639	98,639
5000863 BURIALS	61,706	58,725	39,150	58,725	58,725	58,725
5000881 TANF DAY CARE	195,287	0	212,719	0	0	0
5000882 JD/PINS HOMES/INSTITUTIONS-ADC	252,080	211,007	372,119	253,312	253,312	253,312
5000884 POS	1,398,303	807,297	1,174,730	681,855	681,855	681,855
5000885 VA BURIALS	2,871	3,915	1,566	3,132	3,132	3,132
5000889 RAISE THE AGE	2,513,788	1,817,846	501,968	1,970,806	1,970,806	1,970,806
0000008 State Aid Totals	14,389,113	12,753,814	12,659,814	14,296,068	14,296,068	14,296,068
0000009 Federal Aid						
5000924 TANF	7,363,362	9,793,582	5,046,854	8,561,789	8,561,789	8,561,789

BROOME COUNTY GOVERNMENT
 REVENUE AND APPROPRIATION SUMMARY
 BY DEPARTMENT AND DIVISION

FUND: 1010 General Operating
 DEPT: 35000000 Social Services
 DIV: 07 Soc Svcs-Social Svcs Programs

Account	2022 Actuals	2023 Budget	2023 YTD Actuals As of 11/20/23	2024 Budget Requested	2024 Budget Recommended	2024 Budget Adopted
5000925 SOCIAL SERVICES ADMINISTRATION	204,862	179,190	198,666	178,389	178,389	178,389
5000927 FOSTER CARE (ADC)	7,654,912	7,417,398	5,509,064	7,958,299	7,958,299	7,958,299
5000928 SAFETY NET	140,322	118,752	127,221	122,386	122,386	122,386
5000929 SERVICES FOR RECIPIENTS	534,748	875,146	1,352,343	875,146	875,146	875,146
5000953 EAF TANF	3,405,580	1,600,336	1,324,948	1,526,691	1,526,691	1,526,691
5000954 EAF JD/PINS	34,311	289,333	176,063	351,516	351,516	351,516
5000955 EAF POS	557,803	1,096,687	206,633	1,096,687	1,096,687	1,096,687
5000956 JD/PINS HOMES/INSTITUTIONS-ADC	238,069	241,656	-1,018	145,199	145,199	145,199
5000960 CHILD CARE FUNDS	-501,000	0	-472,142	0	0	0
0000009 Federal Aid Totals	19,632,969	21,612,080	13,468,632	20,816,102	20,816,102	20,816,102
Rev Total for Div: 3507	35,710,469	36,680,519	27,735,946	37,218,197	37,218,197	37,218,197
0000040 Contractual Expenditures						
6004300 PURCHASE OF SERVICES	1,576,839	1,448,248	1,423,174	1,367,039	1,367,039	1,367,039
6004302 TANF DAY CARE	260,381	518,534	326,897	518,534	518,534	518,534
6004305 MMIS MEDICAL ASSISTANCE	32,494,315	36,402,782	29,921,664	38,166,941	38,666,941	38,666,941
6004306 SECURE DETENTION	397,001	240,000	976,730	300,000	300,000	300,000
6004308 TANF	7,364,964	9,540,000	6,056,832	8,400,000	8,400,000	8,400,000
6004309 EAF/TANF	51,585	300,000	23,684	200,000	200,000	200,000
6004311 INST PLACEMENT SCHOOL DISTRICT	1,254,213	1,100,000	1,035,205	1,200,000	1,200,000	1,200,000
6004312 FOSTER CARE HOMES/INSTITUTE-CW	2,668,308	2,886,055	2,971,442	2,800,025	2,800,025	2,800,025
6004313 FOSTER CARE HOMES/INSTITUTE-AD	16,387,178	15,065,904	14,010,984	16,130,810	16,130,810	16,130,810
6004315 FOSTER CARE NS DETENTION	450,164	355,875	388,396	424,500	424,500	424,500
6004316 JD/PINS INSTITUTIONS-ADC	666,883	491,619	230,343	292,000	292,000	292,000
6004317 JD CARE IN INSTITUTIONS	89,042	45,074	220,283	159,866	159,866	159,866
6004318 STATE TRAINING SCHOOLS	627,705	750,000	806,541	750,000	750,000	750,000
6004319 SAFETY NET	10,080,709	11,160,000	11,269,229	12,047,040	12,047,040	12,047,040
6004320 EMERGENCY AID FOR ADULTS	186,813	227,500	13,684	198,000	198,000	198,000
6004321 BURIALS	399,487	371,250	365,744	416,250	416,250	416,250
6004326 EAF/POS	1,391,475	1,336,845	657,722	1,212,280	1,212,280	1,212,280
6004327 EAF/FOSTER CARE	3,725,322	3,420,966	3,064,997	3,103,840	3,103,840	3,103,840
6004328 EAF/JD/PINS	57,522	51,516	175,725	332,679	332,679	332,679
6004330 VA BURIALS	30,652	46,500	18,551	39,300	39,300	39,300
6004331 RAISE THE AGE	1,916,016	1,742,846	555,694	1,895,806	1,895,806	1,895,806
6004573 OTHER FEES FOR SERVICES	1,008,186	1,069,195	913,179	1,069,195	1,069,195	1,069,195

REPORT:BP033

BROOME COUNTY GOVERNMENT
REVENUE AND APPROPRIATION SUMMARY
BY DEPARTMENT AND DIVISION

FUND: 1010 General Operating
DEPT: 35000000 Social Services
DIV: 07 Soc Svcs-Social Svcs Programs

Account	2022 Actuals	2023 Budget	2023 YTD Actuals As of 11/20/23	2024 Budget Requested	2024 Budget Recommended	2024 Budget Adopted
0000040 Contractual Expenditures Totals	83,084,760	88,570,709	75,426,700	91,024,105	91,524,105	91,524,105
0000041 Chargeback Expenses						
6004610 PERSONNEL SERVICES CHARGEBACKS	117,490	137,624	90,599	143,255	143,255	143,255
6004635 RTA - PERSONNEL SERVICES	31,727	75,000	18,262	75,000	75,000	75,000
0000041 Chargeback Expenses Totals	149,217	212,624	108,861	218,255	218,255	218,255
 Exp Total for Div: 3507	 83,233,977	 88,783,333	 75,535,561	 91,242,360	 91,742,360	 91,742,360
 Total for Div: 35000000	 -47,523,508	 -52,102,814	 -47,799,615	 -54,024,163	 -54,524,163	 -54,524,163

REPORT:BP033

BROOME COUNTY GOVERNMENT
REVENUE AND APPROPRIATION SUMMARY
BY DEPARTMENT AND DIVISION

FUND: 1010 General Operating
DEPT: 35000000 Social Services
DIV: 04 Soc Svcs-Intergov Transfers

Account	2022 Actuals	2023 Budget	2023 YTD Actuals As of 11/20/23	2024 Budget Requested	2024 Budget Recommended	2024 Budget Adopted
0000040 Contractual Expenditures						
6004305 MMIS MEDICAL ASSISTANCE	1,490,557	740,859	0	1,700,000	1,700,000	1,700,000
0000040 Contractual Expenditures Totals	1,490,557	740,859	0	1,700,000	1,700,000	1,700,000
Exp Total for Div: 3504	1,490,557	740,859	0	1,700,000	1,700,000	1,700,000
Total for Div: 35000000	-1,490,557	-740,859	0	-1,700,000	-1,700,000	-1,700,000

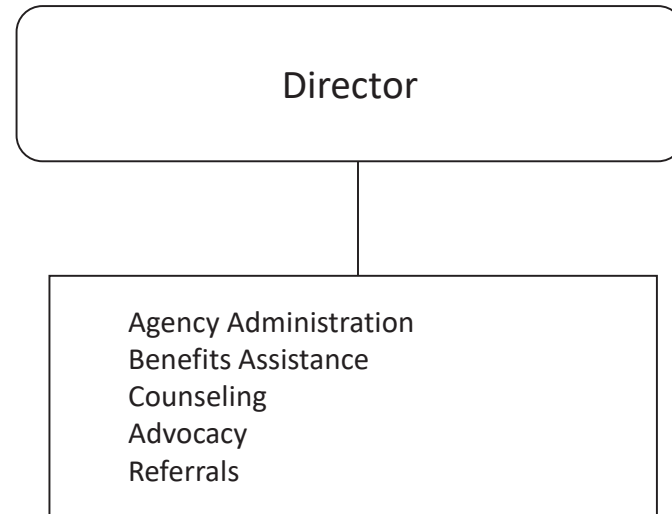
REPORT:BP033

BROOME COUNTY GOVERNMENT
 REVENUE AND APPROPRIATION SUMMARY
 BY DEPARTMENT AND DIVISION

FUND: 1010 General Operating
 DEPT: 35000000 Social Services
 DIV: 08

Account	2022 Actuals	2023 Budget	2023 YTD Actuals As of 11/20/23	2024 Budget Requested	2024 Budget Recommended	2024 Budget Adopted
0000009 Federal Aid						
5000930 HEAP	11,510,946	0	0	0	0	0
5000951 FEDERAL AID-HEALTH OTHER	7,891,791	0	0	0	0	0
0000009 Federal Aid Totals	19,402,737	0	0	0	0	0
Rev Total for Div: 3508	19,402,737	0	0	0	0	0
0000040 Contractual Expenditures						
6004305 MMIS MEDICAL ASSISTANCE	7,891,791	0	0	0	0	0
6004308 TANF	11,510,946	0	0	0	0	0
0000040 Contractual Expenditures Totals	19,402,737	0	0	0	0	0
Exp Total for Div: 3508	19,402,737	0	0	0	0	0
Total for Div: 35000000	0	0	0	0	0	0
Total for Dept: 35000000	-54,292,602	-61,371,025	-52,274,460	-64,120,537	-64,620,537	-64,620,537

Veterans Services



Veterans Services

Mission Statement

To provide counseling and assistance to veterans and their dependents by making them aware of federal, state, and local benefits and to assist preparing, presenting and aid in the prosecution of claims governed by laws under the Department of Veterans Affairs.

Description

The Veterans Service Agency renders a wide variety of services to an estimated 11,000 veterans and their families, of all wars and conflicts, as well as peacetime service. Service is also extended to active-duty servicemen/women and their families. Professional assistance and advice is given in the filing of applications for benefits under existing federal, state, and local laws and regulations. It is also a primary function of the office to familiarize veterans and their families of the Department of Veterans Affairs benefits available to them.

Veterans Services assists veterans and their families in applying for such benefits as: service connected compensation, nonservice connected pensions, widow benefits, referrals for VA Healthcare services, certification of documents, replacement of Separation of Military Service papers, conversion of government insurance, waiver of insurance, Veterans Affairs home loan applications, tax exemption, insurance benefits, headstones or markers, burial benefits, memorial flags, military funerals, and death gratuity pay.

2024 Objectives

- Coordinate all veterans groups, service organizations in Broome County and county departments to maximize service to veterans and minimize duplication of efforts.
- Review nursing home cases to ensure that veterans and widows are receiving accurate VA pensions with aid and attendance allowance.
- Fund indigent burials of honorably discharged veterans, as well as family members who have died without sufficient means to afford funeral expenses.
- Ensure all honorably discharged veterans' graves have adequate flag holders, flags and headstones for those without markers.
- Maintain professional counseling and make appropriate referrals for veterans healthcare and mental health evaluations.
- To better assist veterans in applying for, maintaining, and appealing adverse decisions regarding benefits.
- Expand services by conducting home visits to veterans and dependents whose disabilities inhibit their ability to leave their home, and counseling veterans at the local outreach center.
- Participate in continual service officer training.
- Review VA rating decisions to ensure veterans and dependents receive maximum benefits.

2024 Budget Highlights

In providing representation in the development and presentation of claims before the Department of Veterans Affairs, the Veterans Service Agency has played a pivotal role in improving the economic well being of veterans and their dependents residing in Broome County. Per statistics released by the Office of Policy, Planning, and Preparedness of the Department of Veterans Affairs, total expenditures in fiscal year 2021 for Compensation and Pension benefits to Broome County veterans and their dependents was \$40,085,000.

- The Compensation and Pension category includes expenditures paid for disability for service-connected injuries; dependency and indemnity compensation for spouses due to veterans' service-related deaths; income based non-service connected pension; and burial benefits.
- In our continual effort to provide enhanced services to our veterans, this office continues to provide support to the Disabled American Veterans Transportation Service. The DAV transport service is composed of volunteer drivers operating a shuttle service from veterans' homes to the Binghamton VA Outpatient Clinic and the Syracuse VA Medical Center. The vehicles, fuel, insurance, and maintenance are provided by the Syracuse VA Medical Center.
- In 2022, this Agency established 1,627 contacts with veterans and their dependents which includes in office visits, contacts by phone and mail. Through May of this year, established 508 contacts.
- Additionally, in 2022, assisted with the development and presentation of 226 original and new claims for benefits to the Department of Veterans Affairs.
- As a result of aggressive representation, total retroactive benefits paid to veterans and their dependents in 2022 totaled a historic \$2,199,082 and monthly running awards totaled \$249,628. It is noteworthy for the first time in the history of this Department, lump sum payments reached the two-million-dollar mark.
- Utilize an electronic scanning system for all VA documentation, creating paperless files, and elimination the time-consuming and labor-intensive need for filing.
- This year the Veterans Service Agency increased support by awarding financial assistance to local veterans projects including: The American Cruisers Card Club raising funds to support various veterans organizations, Twin Tiers Honor Flight, free tickets for veterans to attend Rumble Ponies games and Black Bears Hockey games, Cornell Cooperative Extension's Veteran's Resiliency Project promoting wellness in agriculture, and the Rural Health Network assisting veteran's in Northern Broome with minor home repairs. It is our goal in 2024 to continue to invest in community initiatives that raise awareness of veterans needs and interest improving their quality of life.
- The Veterans Service Agency continues its partnership with ClearPathFor Veterans through the New York State Senate Grant to administer the Pfc. Dwyer Peer to Peer Mentorship program. This program raises awareness and prevention of veteran suicide and to connect veterans with community services.
- Continue to participate with the Veteran's Coalition consisting of the Binghamton Vet Center, The Southern Tier Veteran's Support Group, The New York State Department of Veterans' Services and StandWithMe to identify veterans needs and network with community organizations.

Veterans Services 36000006

<u>Title of Position</u>	<u>Grade/Unit</u>	2022 <u>Actuals</u>	As of June 15, 2023 Current <u>Authorized</u>	2024 <u>Requested</u>	2024 <u>Recommended</u>	2024 <u>Adopted</u>
<u>Full-Time Positions</u>						
Veterans Director	25 Admin	1	1	1	1	1
Veterans Service Officer	16 CSEA	0	1	1	1	1
Veterans Service Officer	11 CSEA	1	0	0	0	0
Veterans Service Assistant	11 CSEA	1	1	1	1	1
Total Full-Time Positions		3	3	3	3	3
<u>Part-Time Positions</u>						
Veterans Service Officer	16 CSEA	0	1	1	1	1
Veterans Service Officer	11 CSEA	1	0	0	0	0
Total Part-Time Positions		1	1	1	1	1
Total Positions		4	4	4	4	4

BROOME COUNTY GOVERNMENT
 REVENUE AND APPROPRIATION SUMMARY BY DEPARTMENT

FUND: 1010 General Operating
 DEPT: 36000000 Veterans Services

Account	2022 Actuals	2023 Budget	2023 YTD Actuals As of 11/20/23	2024 Budget Requested	2024 Budget Recommended	2024 Budget Adopted
0000002 Departmental Income						
5000224 TRANSFER TAX	959,878	450,000	451,159	450,000	475,000	475,000
5000431 MISCELLANEOUS	25	0	0	0	0	0
0000002 Departmental Income Total	959,903	450,000	451,159	450,000	475,000	475,000
0000007 Misc Interfund Revenues						
5000531 GIFTS AND DONATIONS	14,232	0	6,754	0	0	0
5000545 CREDIT CARD REBATES	9	0	0	0	0	0
5000561 TRANSFER FROM RESERVE FUND	0	112,497	112,497	97,217	97,217	97,217
0000007 Misc Interfund Revenues Total	14,241	112,497	119,251	97,217	97,217	97,217
0000008 State Aid						
5000867 VETERANS SERVICE AGENCIES	30,000	30,000	30,000	30,000	30,000	30,000
0000008 State Aid Total	30,000	30,000	30,000	30,000	30,000	30,000
Rev Totals for Dept: 36000000	1,004,144	592,497	600,410	577,217	602,217	602,217
0000010 Personnel Service						
6001000 SALARIES FULL-TIME	128,410	168,137	103,783	177,077	177,077	177,077
6001001 SALARIES PART-TIME	14,594	20,869	16,338	22,485	22,485	22,485
0000010 Personnel Service Totals	143,004	189,006	120,121	199,562	199,562	199,562
0000040 Contractual Expenditures						
6004010 BOOKS AND SUBSCRIPTIONS	315	800	383	800	800	800
6004012 OFFICE SUPPLIES	982	1,500	1,048	1,500	1,500	1,500
6004048 MISC OPERATIONAL SUPPLIES	0	0	45	0	0	0
6004105 DUES AND MEMBERSHIPS	40	450	40	450	450	450
6004106 GENERAL OFFICE EXPENSES	0	1,500	2,028	1,500	1,500	1,500
6004146 SUBCONTRACTED PROGRAM EXPENSE	300,948	125,000	117,178	125,000	150,000	150,000
6004147 OTHER PROGRAM EXPENSE	19,794	20,000	23,553	30,000	30,000	30,000
6004161 TRAVEL HOTEL AND MEALS	0	3,000	0	3,000	3,000	3,000

REPORT:BP032

BROOME COUNTY GOVERNMENT
REVENUE AND APPROPRIATION SUMMARY BY DEPARTMENT

FUND: 1010 General Operating
DEPT: 36000000 Veterans Services

Account	2022 Actuals	2023 Budget	2023 YTD Actuals As of 11/20/23	2024 Budget Requested	2024 Budget Recommended	2024 Budget Adopted
6004196 COPYING MACHINE RENTALS	1,116	600	1,023	600	600	600
0000040 Contractual Expenditures Totals	323,195	152,850	145,298	162,850	187,850	187,850
0000041 Chargeback Expenses						
6004602 INSURANCE PREMIUM CHARGEBACK	2,717	3,523	3,523	4,721	4,721	4,721
6004606 TELEPHONE BILLING ACCOUNT	1,583	917	459	1,391	1,391	1,391
6004609 DATA PROCESSING CHARGEBACKS	13,372	6,165	2,139	6,205	6,205	6,205
6004614 OTHER CHARGEBACK EXPENSES	0	26	100	0	0	0
6004617 DUPLICATING/PRINTING CHARGEBAC	573	21	447	80	80	80
6004618 OFFICE SUPPLIES CHARGEBACK	0	865	55	579	579	579
6004621 BUILDING AND LAND RENTAL CHARG	0	29,952	0	29,952	29,952	29,952
6004630 VA BURIALS CHARGEBACK	24,717	39,662	12,528	31,505	31,505	31,505
0000041 Chargeback Expenses Totals	42,962	81,131	19,251	74,433	74,433	74,433
0000080 Employee Benefits						
6008001 STATE RETIREMENT	17,417	28,962	18,723	28,418	28,418	28,418
6008002 SOCIAL SECURITY	10,656	14,459	8,928	15,266	15,266	15,266
6008004 WORKERS COMPENSATION	415	1,015	761	1,115	1,115	1,115
6008006 LIFE INSURANCE	11	45	9	45	45	45
6008007 HEALTH INSURANCE	14,837	27,072	13,293	27,415	27,415	27,415
6008009 RETIREE HEALTH INSURANCE	7,411	7,781	6,485	7,937	7,937	7,937
6008010 DISABILITY INSURANCE	88	176	73	176	176	176
0000080 Employee Benefits Totals	50,835	79,510	48,272	80,372	80,372	80,372
0000090 Transfers						
6009002 TRANSFER TO GRANT FUND	90,000	90,000	90,000	60,000	60,000	60,000
0000090 Transfers Totals	90,000	90,000	90,000	60,000	60,000	60,000
Exp Totals for Dept: 36000000	649,996	592,497	422,942	577,217	602,217	602,217
Total for Dept: 36000000	354,148	0	177,468	0	0	0

Home and Community Services

<u>Department/Division</u>	<u>Page</u>
Planning and Economic Development	352
Solid Waste Management	358

Planning and Economic Development



Planning and Economic Development

Mission Statement

To enhance the quality of life in Broome County through balanced and sustainable economic, physical, and environmental planning for Broome County and its constituent municipalities. Provide technical planning and environmental services assistance to the County Executive, County Legislature and municipal jurisdictions and implement projects and programs designed to improve the economy, environment, and physical infrastructure of the County.

Description

The Department of Planning and Economic Development provides professional services to Broome County Government, its departments, and municipalities as well as to other public and private entities. The Department assists in land-use planning, zoning, grant writing, economic development, environmental planning, local land use reviews (GML 239), community assistance, GIS mapping, research, and infrastructure development. Advisory guidance is provided by the Environmental Management Council and BMTS Advisory Committee, and the Broome-Tioga Stormwater Coalition. We adhere to planning best practices in the areas of public participation and engagement to ensure that plans and policies reflect the needs of residents and local communities.

2024 Objectives

Comprehensive Plans, Studies and Technical Assistance:

- Continued update of sections of the Broome County Comprehensive Plan and related detailed studies, including a housing needs assessment.

- Continue providing support and assistance to Broome County municipalities on local comprehensive plan development.
- Collaboration with County Departments for planning and implementation of efficient and resilient capital improvements.
- Conduct training and workshops for municipal officials.
- Work with municipal officials to coordinate 239 reviews, zoning, and subdivision reviews.
- Administer the Susquehanna Heritage Area program to protect and preserve our cultural resources.
- Continue to collaborate with Broome County Land Bank.

Economic Development:

- Continue work in iDistricts in Binghamton, Endicott, and Johnson City.
- Collaboration with local municipal entities on brownfield opportunity area projects.
- Implementation of broadband improvement efforts.
- Plan for modernization of infrastructure and services.
- Administer and market the Go All Out Broome campaign.
- Continue work through the Greater Binghamton Fund.
- Continue the effective collaboration with the Agency for economic development services and business assistance grants.
- Collaborate with economic development entities in the region for a continued coordinated approach to economic development.

Disaster Mitigation and Management:

- Complete federally required five-year Hazard Mitigation Plan Update.
- Continued coordination with flood impacted communities through the Flood Task Force, flood mitigation grants and planning for flood resilience.

- Continue implementation of federally mandated Storm Water Management Plan and facilitating public education and participation for permit compliance.

Grants and Grants Administration:

- Effectively manage the Hotel-Motel fund to maximize its impact by leveraging the fund with other resources.
- Pursue state, federal, and other grant funding to meet County goals and objectives.

Agriculture:

- Implement the Agriculture Economic Development Plan.
- Continue to work with the Agriculture Task Force to support and expand farming in Broome County.
- Continue participation on and provide support for the Ag and Farmland Protection Board.

Environment:

- Initiate environmental assessments of brownfield sites.
- Focus on continued sustainability projects and initiatives as a bronze certified Climate Smart Community.
- Begin development of Sustainable Operations Action Plan to identify projects and funding for county operations and facilities to enhance efficiency and sustainability.
- Develop a comprehensive County energy and resilience plan for inclusion in the Comprehensive Plan.
- Implementation of the Local Waterfront Revitalization Plan and related projects.

GIS:

- Continue to expand the County's GIS capabilities.

Continue participation on the following Boards and Committees:

- Agriculture and Farmland Protection Board
- Agricultural Task Force
- BMTS Pedestrian and Bicycle Advisory Committee
- BMTS Planning Committee
- Broome County Community Health Assessment Steering Committee
- Broome County COVID-19 Recovery Task Force
- Broome County Environmental Management Council
- Broome County Flood Task Force
- Broome Tioga Stormwater Coalition
- Local Emergency Planning Committee
- Long-Term Care Council
- NYS DEC Region 7 Open Space Committee
- Southern Tier 8 Regional Planning Development Board
- Susquehanna Heritage Area Commission and Advisory Board
- New York State Path Through History Local Committee

2024 Budget Highlights

Planning will continue our focus on identification and implementation of projects that will enhance local communities and neighborhoods, attract a robust workforce, meet the unique challenges in our communities, and protect and celebrate our unique character. We will continue our focus on identifying funding opportunities for implementation of projects and programs with a focus on modernized, resilient and efficient infrastructure and operations. We will invest in staff resources and sound planning and analysis to prepare for these opportunities as they become available.

Planning and Economic Development 37000007

<u>Title of Position</u>	<u>Grade/Unit</u>	As of June 15, 2023				
		<u>2022 Actuals</u>	<u>Current Authorized</u>	<u>2024 Requested</u>	<u>2024 Recommended</u>	<u>2024 Adopted</u>
<u>Full-Time Positions</u>						
Comm. Of Planning and Economic Development*	H Admin	1	1	1	1	1
Director of Planning	27 BAPA	0	0	1	0	0
Director of Planning	24 BAPA	1	1	0	1	1
GIS Administrator	26 BAPA	0	0	1	0	0
GIS Administrator	24 BAPA	1	1	0	1	1
Chief Planner*	23 BAPA	1	1	1	1	1
Senior Planner	23 CSEA	0	0	3	3	3
Senior Planner	21 CSEA	3	3	0	0	0
Senior Environmental Planner	21 CSEA	1	0	0	0	0
GIS Specialist	23 CSEA	0	0	1	1	1
GIS Specialist	20 CSEA	1	1	0	0	0
Planner	20 CSEA	0	0	2	2	2
Planner	18 CSEA	2	2	0	0	0
GIS Technician	18 CSEA	0	0	1	1	1
GIS Technician	15 CSEA	1	1	0	0	0
Principal Account Clerk	13 CSEA	0	1	1	1	1
Senior Account Clerk	9 CSEA	1	0	0	0	0
Total Full-Time Positions		13	12	12	12	12
<u>Part-Time Positions</u>						
None						
Total Part-Time Positions		0	0	0	0	0
Total Positions		13	12	12	12	12

*One position unfunded since 2016

REPORT:BP032

BROOME COUNTY GOVERNMENT
REVENUE AND APPROPRIATION SUMMARY BY DEPARTMENT

FUND: 1010 General Operating

DEPT: 37000000 Planning and Econ Development

Account	2022 Actuals	2023 Budget	2023 YTD Actuals As of 11/20/23	2024 Budget Requested	2024 Budget Recommended	2024 Budget Adopted
0000002 Departmental Income						
5000189 OTHER LOCAL GOVERNMENTS	36,500	32,000	32,000	32,500	32,500	32,500
5000333 OTHER DEPARTMENTAL CHARGEBACK	45,000	45,000	0	45,100	45,100	45,100
0000002 Departmental Income Total	81,500	77,000	32,000	77,600	77,600	77,600
0000006 Sale of Prop and Comp for Loss						
5000513 MINOR SALES - PLANNING	1,320	1,500	685	1,500	1,500	1,500
0000006 Sale of Prop and Comp for Loss Total	1,320	1,500	685	1,500	1,500	1,500
Rev Totals for Dept: 37000000	82,820	78,500	32,685	79,100	79,100	79,100
0000010 Personnel Service						
6001000 SALARIES FULL-TIME	509,737	601,970	452,892	676,074	664,675	664,675
6001002 SALARIES TEMPORARY	12,854	4,000	11,452	4,000	4,000	4,000
0000010 Personnel Service Totals	522,591	605,970	464,344	680,074	668,675	668,675
0000040 Contractual Expenditures						
6004010 BOOKS AND SUBSCRIPTIONS	0	0	50	100	100	100
6004012 OFFICE SUPPLIES	1,825	2,300	1,359	2,300	2,300	2,300
6004105 DUES AND MEMBERSHIPS	14,767	18,000	16,974	20,000	20,000	20,000
6004106 GENERAL OFFICE EXPENSES	0	1,000	48	1,000	1,000	1,000
6004137 ADVERTISING AND PROMOTION EXPE	100	2,000	117	1,500	1,500	1,500
6004139 Trust Account Outflows	310	0	0	0	0	0
6004160 MILEAGE AND PARKING-LOCAL	0	100	0	100	100	100
6004161 TRAVEL HOTEL AND MEALS	632	1,000	0	1,500	1,500	1,500
6004162 EDUCATION AND TRAINING	556	1,500	544	1,500	1,500	1,500
6004169 DAY TRIP MEAL REIMBURSEMENT	86	100	0	100	100	100
6004196 COPYING MACHINE RENTALS	1,727	8,200	1,670	8,200	8,200	8,200
6004255 CONTRACTED SERVICES	60,672	100,000	83,939	120,000	100,000	100,000
6005017 SOIL CONSERVATION SERVICE	72,970	72,970	72,970	92,970	72,970	72,970
0000040 Contractual Expenditures Totals	153,645	207,170	177,671	249,270	209,270	209,270

REPORT:BP032

BROOME COUNTY GOVERNMENT
REVENUE AND APPROPRIATION SUMMARY BY DEPARTMENT

FUND: 1010 General Operating
DEPT: 37000000 Planning and Econ Development

Account	2022 Actuals	2023 Budget	2023 YTD Actuals As of 11/20/23	2024 Budget Requested	2024 Budget Recommended	2024 Budget Adopted
0000041 Chargeback Expenses						
6004602 INSURANCE PREMIUM CHARGEBACK	577	1,155	578	1,534	1,534	1,534
6004609 DATA PROCESSING CHARGEBACKS	0	25,760	24,445	26,992	26,992	26,992
6004615 GASOLINE CHARGEBACK	26	450	95	355	355	355
6004616 FLEET SERVICE CHARGEBACK	1,250	2,625	1,313	3,000	3,000	3,000
0000041 Chargeback Expenses Totals	1,853	29,990	26,431	31,881	31,881	31,881
0000080 Employee Benefits						
6008001 STATE RETIREMENT	74,063	108,003	75,298	111,529	109,298	109,298
6008002 SOCIAL SECURITY	37,768	46,074	33,574	51,673	50,800	50,800
6008004 WORKERS COMPENSATION	2,197	6,972	4,067	6,799	6,799	6,799
6008006 LIFE INSURANCE	42	150	38	150	150	150
6008007 HEALTH INSURANCE	96,679	132,181	95,059	127,970	127,970	127,970
6008009 RETIREE HEALTH INSURANCE	56,553	59,381	49,484	60,569	60,569	60,569
6008010 DISABILITY INSURANCE	444	703	436	703	703	703
0000080 Employee Benefits Totals	267,746	353,464	257,956	359,393	356,289	356,289
0000090 Transfers						
6009002 TRANSFER TO GRANT FUND	15,000	0	0	0	0	0
0000090 Transfers Totals	15,000	0	0	0	0	0
Exp Totals for Dept: 37000000	960,835	1,196,594	926,402	1,320,618	1,266,115	1,266,115
Total for Dept: 37000000	-878,015	-1,118,094	-893,717	-1,241,518	-1,187,015	-1,187,015

Solid Waste Management

Commissioner of Public Works

Director of Solid Waste Management

Recycling

County-wide Recycling Programs
 Recycling Contract
 Curbside and Drop-off sites
 Education and Outreach
 Technical Assistance
 Market Research
 Pilot Projects
 Hazardous Waste Programs
 Hazardous Waste Hauler Contract
 Facility Operations
 Residential Program
 Commercial and Institutional Program
 Site Health and Safety
 Education and Outreach
 Battery Drop-off
 Medical Waste Program
 Grant Applications
 Grants
 Municipal Waste Reduction and Recycling
 Coordinator
 EPF Recycling Equipment
 Household Hazardous Waste
 State Assistance Program

Administration

Fiscal Management
 Engineering Oversight
 Planning and Development
 Landfill Design and Permitting
 Host Community Benefits
 Buffer Property Management
 Local Law Implementation
 Grant Management

Landfill

Operations
 Landfilling and Daily Cover
 Scale Revenues and Billing
 Hauler and Customer Service
 Hauler Permitting and Assistance
 Recycling and Composting
 Pallet and Mulch Processing
 Leachate Hauling
 Residential Drop-off Service
 Groundwater Monitoring
 Equipment, Building and Ground
 Maintenance
 Bird Mitigation, Illegal Dumping,
 Nuisance Control
 Contract Administration
 Leachate Treatment Facility
 Landfill Gas Management and Electrical
 Generation
 Landfill Closure and Remediation
 Landfill Reclamation

Public Works

Solid Waste Management

Mission Statement

Provide the community with an integrated program for managing solid waste in an economically sound and environmentally safe manner.

Description

Since its inception in 1989, the Division of Solid Waste Management has been responsible for County solid waste operations with the cost of operations financed by user fees.

Complying with changing state and federal regulations governing the solid waste industry, the Division of Solid Waste Management has effectively contained costs and remained economically competitive.

Landfill operations focus on maximum compaction of the waste resulting in the most effective use of airspace. Recycling goals are set by the New York State Beyond Waste Plan. As per regulations the County has developed a Solid Waste Management Plan (SWMP) which is a ten (10) year plan that was updated in 2020. The SWMP outlines waste reduction, recycling and composting goals specific to Broome County.

A solid waste management system is a critical part of Broome County's infrastructure in supporting public health, safety and welfare in the County as well as providing present and future economic development potential. Safe, environmentally sound, and stable solid waste disposal is not only critical to the residents of this county, it is essential to commercial and industrial entities that would do business in our community.

The Division of Solid Waste Management oversees:

- Implementation of the comprehensive Broome County Solid Waste Management System.
- The county material recovery programs including waste reduction, reuse, recycling, and composting.
- The operations and maintenance of the county sanitary landfill and solid waste disposal facilities serving the entire county are located at the intersection of the towns of Barker, Maine, and Nanticoke.
- The implementation and management of all charges and user fees imposed by the County Legislature for solid waste disposal or handling.
- The coordination of all engineering services for solid waste management operations.
- The procurement, evaluation, and selection for the Legislature's consideration such firms as necessary to provide professional services in conjunction with county solid waste management programs.
- Public education and outreach to all county residents, businesses and schools.
- The Eco Center featuring a community giveback program and reuse of building materials to increase waste reduction and sustainability.
- Operate and maintain a permanent household hazardous waste facility to provide proper disposal of hazardous waste and electronics from residences and Conditionally Exempt Small Quantity Generators.

2024 Objectives

- Administer the solid waste management system for our community.
- Manage landfill gas collection efficiently and effectively.
- Maximize the generation of electricity from the collection of additional landfill gas.
- Continue to investigate food waste composting opportunities in the region.
- Efficiently manage the hazardous waste facility.
- Manage the countywide recycling program and increase waste reduction efforts.
- Improve the division's comprehensive health and safety programs.
- Maximize compaction techniques used on the landfill to make the efficient use of airspace.
- Match revenue with expense.
- Operate our leachate treatment facility as efficiently as possible and continue to maximize the amount of treated leachate discharging into the sewer system.
- Manage ongoing O&M of landfill, its properties, programs and functions so that
 - The facility continues to follow all applicable permits and regulations, and
 - To ensure the health and safety of the public, the environment, and all landfill employees.
- Investigate future grant opportunities through the NYS DEC.
- Continue to support and foster product stewardship efforts.
- Maintain a free bulky rigid plastics recycling drop-off program to increase waste diversion and recycling.
- Promote the paper shredding event to provide secure recycling of residential documents.
- Promote the special event recycling bin loan program to increase recycling.

- Continue to move forward the landfill reclamation project.
- Continue the Beautification and Environmental Stewardship Grant program.

2024 Budget Highlights

- Maintain operations and established solid waste and recycling programs at a reasonable tip fee with no use of property tax funding.
- Continue to move forward the reclamation project to continue reducing leachate generation and gaining substantial landfill capacity.

Public Works
 Solid Waste Management 38010007, 38040007, 38050007

<u>Title of Position</u>	<u>Grade/Unit</u>	As of June 15, 2023				
		<u>2022 Actuals</u>	<u>Current Authorized</u>	<u>2024 Requested</u>	<u>2024 Recommended</u>	<u>2024 Adopted</u>
<u>Full Time Positions</u>						
Director of Solid Waste Management	27 BAPA	1	1	1	1	1
Materials Recovery Manager	21 CSEA	1	1	1	1	1
Solid Waste Management Specialist	21 CSEA	1	1	1	1	1
Leachate and Waste Water Technician	21 CSEA	1	1	1	1	1
Solid and Hazardous Waste Facility Technician	19 CSEA	1	1	1	1	1
Sanitary Landfill Supervisor	AFSCME	1	1	1	1	1
Assistant Sanitary Landfill Supervisor	AFSCME	1	1	1	1	1
Equipment Mechanic III	AFSCME	1	1	1	1	1
Equipment Mechanic I	AFSCME	1	1	1	1	1
Laborer	AFSCME	4	4	4	4	4
Publics Works Office Assistant	AFSCME	0	3	3	3	3
Landfill Clerk	AFSCME	3	1	1	1	1
Motor Equipment Operator III*	AFSCME	8	8	8	8	8
Motor Equipment Operator II	AFSCME	1	1	1	1	1
Total Full-Time Positions		25	26	26	26	26
<u>Part Time Positions</u>						
None						
Total Part-Time Positions		0	0	0	0	0
Total Positions		25	26	26	26	26

* One position unfunded 2017

REPORT:BP032

BROOME COUNTY GOVERNMENT
REVENUE AND APPROPRIATION SUMMARY BY DEPARTMENT

FUND: 2020 SWM Operating
DEPT: 38000000 Solid Waste Management

Account	2022 Actuals	2023 Budget	2023 YTD Actuals As of 11/20/23	2024 Budget Requested	2024 Budget Recommended	2024 Budget Adopted
0000002 Departmental Income						
5000189 OTHER LOCAL GOVERNMENTS	33,928	48,000	31,161	46,000	46,000	46,000
5000223 TIPPING FEES	10,997,055	12,305,250	9,270,258	11,975,074	11,975,074	11,975,074
5000225 DISPOSAL FEES	30,496	44,000	11,939	42,000	42,000	42,000
5000426 MISCELLANEOUS	76,885	65,000	154,191	65,000	65,000	65,000
5000431 MISCELLANEOUS	170,783	200,782	169,198	202,350	202,350	202,350
5000440 CHARGEBACK OF SERVICES PROVIDE	11,216	7,100	8,039	9,100	9,100	9,100
0000002 Departmental Income Total	11,320,363	12,670,132	9,644,786	12,339,524	12,339,524	12,339,524
0000003 Use of Money						
5000451 INTEREST AND EARNINGS	89,890	7,000	520,359	245,000	245,000	245,000
0000003 Use of Money Total	89,890	7,000	520,359	245,000	245,000	245,000
0000004 Licenses and Permits						
5000481 PERMITS	25,333	25,050	24,861	23,810	23,810	23,810
0000004 Licenses and Permits Total	25,333	25,050	24,861	23,810	23,810	23,810
0000006 Sale of Prop and Comp for Loss						
5000510 SALE OF SCRAP & EXCESS MATERIA	58,722	63,700	36,126	53,800	53,800	53,800
0000006 Sale of Prop and Comp for Loss Total	58,722	63,700	36,126	53,800	53,800	53,800
0000007 Misc Interfund Revenues						
5000530 REFUNDS OF PRIOR YEARS EXPENDI	788	0	633	0	0	0
5000532 PREMIUM & ACCRUED INT ON OBLIG	0	0	533,956	0	0	0
5000534 TRANSFER FROM INSURANCE RESERV	1,034	0	0	0	0	0
5000545 CREDIT CARD REBATES	72	0	0	0	0	0
5000551 CHANGE IN OPEB LIABILITY	431,174	0	0	0	0	0
5000570 EARNINGS ON TEMPORARY INVESTME	6,621	0	0	0	0	0
0000007 Misc Interfund Revenues Total	439,689	0	534,589	0	0	0
0000008 State Aid						
5000808 OTHER STATE AID	93,920	146,693	123,467	132,649	132,649	132,649

BROOME COUNTY GOVERNMENT
REVENUE AND APPROPRIATION SUMMARY BY DEPARTMENT

FUND: 2020 SWM Operating
DEPT: 38000000 Solid Waste Management

Account	2022 Actuals	2023 Budget	2023 YTD Actuals As of 11/20/23	2024 Budget Requested	2024 Budget Recommended	2024 Budget Adopted
0000008 State Aid Total	93,920	146,693	123,467	132,649	132,649	132,649
0000009 Federal Aid						
5000952 ARRA DEBT REIMBURSEMENT	40,595	37,284	23,983	20,526	20,526	20,526
0000009 Federal Aid Total	40,595	37,284	23,983	20,526	20,526	20,526
Rev Totals for Dept: 38000000	12,068,512	12,949,859	10,908,171	12,815,309	12,815,309	12,815,309
0000010 Personnel Service						
6001000 SALARIES FULL-TIME	1,112,765	1,341,527	748,048	1,339,550	1,339,550	1,339,550
6001002 SALARIES TEMPORARY	50,103	32,665	19,834	32,665	32,665	32,665
6001003 SALARIES OVERTIME	121,198	111,636	78,399	102,617	102,617	102,617
6001004 SALARIES SHIFT DIFFERENTIAL	0	1,000	0	1,000	1,000	1,000
6001006 OUT OF TITLE PAY	12,593	12,000	10,753	14,000	14,000	14,000
6001009 OTHER PERSONNEL SERVICES	3,650	3,864	3,025	3,864	3,864	3,864
0000010 Personnel Service Totals	1,300,309	1,502,692	860,059	1,493,696	1,493,696	1,493,696
0000020 Equipment and Capital Outlay						
6002303 CONSTRUCTION MOTOR EQUIPMENT	0	450,000	478,127	350,000	350,000	350,000
6002304 OTHER MOTOR VEHICLES	0	70,000	-5,300	50,000	50,000	50,000
6002709 OTHER OPERATIONAL EQUIPMENT	0	212,000	0	128,000	128,000	128,000
0000020 Equipment and Capital Outlay Totals	0	732,000	472,827	528,000	528,000	528,000
0000040 Contractual Expenditures						
6004000 MAT & SUPPLIES-SURFACE TREAT	0	341,000	280,096	241,553	241,553	241,553
6004001 MAT & SUPPLIES-SIGNS & POSTS	0	2,000	0	3,000	3,000	3,000
6004010 BOOKS AND SUBSCRIPTIONS	0	1,206	0	685	685	685
6004011 DUPLICATING AND PRINTING RM SU	783	1,500	0	1,500	1,500	1,500
6004012 OFFICE SUPPLIES	8,042	10,750	5,881	10,750	10,750	10,750
6004021 BLDG MAINTENANCE SUPPLIES	9,090	7,500	4,546	8,500	8,500	8,500
6004022 FUEL AND HEATING SUPPLIES	21,587	30,000	9,389	30,000	30,000	30,000
6004023 BLDG AND GROUNDS SUPPLIES	1,105	4,100	2,104	4,250	4,250	4,250

REPORT:BP032

BROOME COUNTY GOVERNMENT
REVENUE AND APPROPRIATION SUMMARY BY DEPARTMENT

FUND: 2020 SWM Operating

DEPT: 38000000 Solid Waste Management

Account	2022 Actuals	2023 Budget	2023 YTD Actuals As of 11/20/23	2024 Budget Requested	2024 Budget Recommended	2024 Budget Adopted
6004030 FOOD AND BEVERAGES	0	50	0	50	50	50
6004040 MOTOR EQUIPMENT SUPPLIES	185,805	225,000	82,764	225,000	225,000	225,000
6004041 PHOTOGRAPHIC SUPPLIES	0	100	0	50	50	50
6004045 TRAINING AND EDUCATIONAL SUPPL	1,332	2,150	0	2,150	2,150	2,150
6004046 GAS OIL GREASE AND DIESEL FUEL	474,945	461,125	245,662	440,105	440,105	440,105
6004047 TIRES AND TUBES	25,522	47,500	4,872	47,500	47,500	47,500
6004048 MISC OPERATIONAL SUPPLIES	104,074	120,235	46,661	121,600	121,600	121,600
6004049 LEACHATE SUPPLIES	144,092	166,000	154,334	218,500	218,500	218,500
6004052 UNIFORMS	0	4,000	1,945	4,000	4,000	4,000
6004054 SAFETY SUPPLIES	9,050	12,700	5,253	18,600	18,600	18,600
6004055 COMPUTER SOFTWARE AND SUPPLIES	84,597	5,000	442	8,000	8,000	8,000
6004100 POSTAGE AND FREIGHT	202	320	85	320	320	320
6004105 DUES AND MEMBERSHIPS	1,579	2,047	1,495	2,135	2,135	2,135
6004112 BLDG GROUNDS AND EQUIP REPAIR	38,166	121,000	30,357	124,000	124,000	124,000
6004113 WATER AND SEWAGE CHARGES	336,152	348,880	111,620	358,970	358,970	358,970
6004115 ELECTRIC CURRENT	41,848	43,000	24,674	60,500	60,500	60,500
6004117 BUILDING AND GROUNDS EXPENSES	6,637	9,000	8,460	9,000	9,000	9,000
6004121 LAUNDRY AND DRY CLEANING EXPEN	2,728	4,000	2,225	4,000	4,000	4,000
6004130 MOTOR EQUIP REPAIRS AND MAINT	139,095	65,000	-35,349	80,000	80,000	80,000
6004135 LONG TERM MAINT & CLOSURE COST	-4,330,572	1,426,401	0	126,050	126,050	126,050
6004136 OPERATIONAL EQUIPMENT REPAIRS	3,259	10,000	718	10,000	10,000	10,000
6004137 ADVERTISING AND PROMOTION EXPE	38,872	46,000	61,434	46,180	46,180	46,180
6004138 OTHER OPERATIONAL EXPENSES	166,391	315,350	176,006	316,000	316,000	316,000
6004146 SUBCONTRACTED PROGRAM EXPENSE	787,005	1,184,734	316,697	1,071,500	1,071,500	1,071,500
6004147 OTHER PROGRAM EXPENSE	156,033	185,600	134,867	165,300	165,300	165,300
6004160 MILEAGE AND PARKING-LOCAL	0	150	7	150	150	150
6004161 TRAVEL HOTEL AND MEALS	2,248	5,318	2,924	5,318	5,318	5,318
6004162 EDUCATION AND TRAINING	2,305	8,586	1,815	9,586	9,586	9,586
6004168 OTHER PERSONNEL EXPENSES	425	425	416	425	425	425
6004191 OUTSIDE RENTALS-MACHINERY	0	50,000	685	50,000	50,000	50,000
6004196 COPYING MACHINE RENTALS	1,970	2,000	1,632	2,000	2,000	2,000
6004200 PROPERTY LOSS	600	0	0	0	0	0
6004504 OTHER FINANCIAL SERVICES	2,125	1,640	1,226	1,002	1,002	1,002
6004580 BAD DEBT EXPENSE	72	0	0	0	0	0
6004593 OTHER GOVERNMENTS PAYMENTS	1,026,146	1,160,048	846,028	1,224,986	1,224,986	1,224,986
0000040 Contractual Expenditures Totals	-506,690	6,431,415	2,531,971	5,053,215	5,053,215	5,053,215
0000041 Chargeback Expenses						
6004601 INDIRECT COSTS	150,711	136,635	0	136,455	136,455	136,455
6004602 INSURANCE PREMIUM CHARGEBACK	5,507	6,974	5,231	9,303	9,303	9,303
6004604 DPW SECURITY CHARGEBACKS	3,720	87,045	0	88,901	88,901	88,901

BROOME COUNTY GOVERNMENT
REVENUE AND APPROPRIATION SUMMARY BY DEPARTMENT

FUND: 2020 SWM Operating
DEPT: 38000000 Solid Waste Management

Account	2022 Actuals	2023 Budget	2023 YTD Actuals As of 11/20/23	2024 Budget Requested	2024 Budget Recommended	2024 Budget Adopted
6004605 COUNTY ATTORNEY CHARGEBACKS	52,325	53,900	39,244	53,900	53,900	53,900
6004606 TELEPHONE BILLING ACCOUNT	12,881	10,675	5,338	9,154	9,154	9,154
6004609 DATA PROCESSING CHARGEBACKS	69,863	40,741	19,712	50,213	50,213	50,213
6004610 PERSONNEL SERVICES CHARGEBACKS	70,570	72,866	0	66,674	66,674	66,674
6004614 OTHER CHARGEBACK EXPENSES	364	185	188	367	367	367
6004615 GASOLINE CHARGEBACK	346	675	0	533	533	533
6004616 FLEET SERVICE CHARGEBACK	2,500	2,625	2,625	3,000	3,000	3,000
6004617 DUPLICATING/PRINTING CHARGEBACK	1,495	1,150	502	1,573	1,573	1,573
6004618 OFFICE SUPPLIES CHARGEBACK	1,177	1,489	742	1,153	1,153	1,153
6004619 BUILDING SERVICE CHARGEBACK	3,838	5,000	3,750	5,000	5,000	5,000
0000041 Chargeback Expenses Totals	375,297	419,960	77,332	426,226	426,226	426,226
0000042 Depreciation						
6004801 DEPRECIATION - BUILDINGS	8,618	0	0	0	0	0
6004803 DEPRECIATION - IMPROV O/T BLDG	2,769,047	0	0	0	0	0
6004804 DEPRECIATION - MOTOR VEHICLES	84,898	0	42,632	0	0	0
6004805 DEPRECIATION - MACHINERY & EQU	136,508	0	0	0	0	0
0000042 Depreciation Totals	2,999,071	0	42,632	0	0	0
0000060 Principal on Indebtedness						
6006000 PRINCIPAL ON SERIAL BONDS	0	1,376,140	0	1,636,638	1,636,638	1,636,638
6006001 PRINCIPAL ON BANS	0	1,049,677	0	1,731,307	1,731,307	1,731,307
0000060 Principal on Indebtedness Totals	0	2,425,817	0	3,367,945	3,367,945	3,367,945
0000070 Interest on Indebtedness						
6007000 INTEREST ON SERIAL BONDS	379,530	339,111	267,712	544,169	544,169	544,169
6007001 INTEREST ON BANS	119,533	228,334	74,443	501,368	501,368	501,368
0000070 Interest on Indebtedness Totals	499,063	567,445	342,155	1,045,537	1,045,537	1,045,537
0000080 Employee Benefits						
6008001 STATE RETIREMENT	168,130	251,643	158,679	232,384	232,384	232,384
6008002 SOCIAL SECURITY	95,314	114,662	62,843	114,192	114,192	114,192
6008004 WORKERS COMPENSATION	42,154	56,139	42,104	56,357	56,357	56,357
6008005 WORKERS COMP LT LIABILITY	-12,232	0	0	0	0	0
6008006 LIFE INSURANCE	104	375	81	375	375	375

REPORT:BP032

BROOME COUNTY GOVERNMENT
REVENUE AND APPROPRIATION SUMMARY BY DEPARTMENT

FUND: 2020 SWM Operating

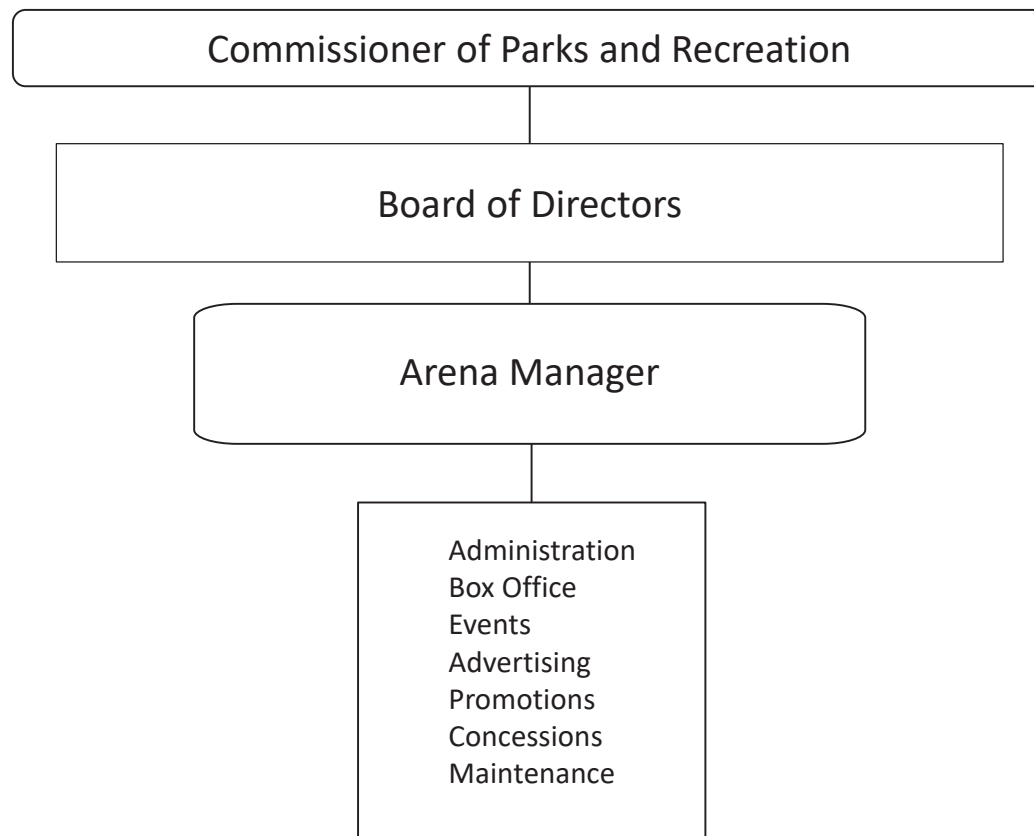
DEPT: 38000000 Solid Waste Management

Account	2022 Actuals	2023 Budget	2023 YTD Actuals As of 11/20/23	2024 Budget Requested	2024 Budget Recommended	2024 Budget Adopted
6008007 HEALTH INSURANCE	181,754	260,948	144,165	274,769	274,769	274,769
6008009 RETIREE HEALTH INSURANCE	198,318	186,411	181,584	222,261	222,261	222,261
6008010 DISABILITY INSURANCE	171	352	122	352	352	352
6008015 PENSION EXPENSE	20,519	0	0	0	0	0
6008016 CHANGE IN PENSION LIABILITY	-143,489	0	0	0	0	0
0000080 Employee Benefits Totals	550,743	870,530	589,578	900,690	900,690	900,690
Exp Totals for Dept: 38000000	5,217,793	12,949,859	4,916,554	12,815,309	12,815,309	12,815,309
Total for Dept: 38000000	6,850,719	0	5,991,617	0	0	0

Culture and Recreation

<u>Department/Division</u>	<u>Page</u>
Park, Recreation, and Youth Services	
Broome County Veterans Memorial Arena	368
Forum Theater	374
En-Joie Golf Course	379
Parks, Recreation, and Youth Services	
Administration	385
Recreation	392
Parks	397
County Library	401

Visions Veterans Memorial Arena



Department of Parks, Recreation, and Youth Services

Visions Veterans Memorial Arena

Mission Statement

To provide diversified entertainment to the community maximizing safety and efficiency.

Description

The Visions Veterans Memorial Arena is accounted for as a special revenue fund.

Located conveniently in downtown Binghamton, home of the Federal Prospects Hockey League Binghamton Black Bears, the Visions Veterans Memorial Arena continues to bring quality entertainment to Binghamton, NY. Aside from professional and scholastic sports, the Arena is also host to an array of other events, including concerts, family shows, ice shows, and trade shows. With its versatile seating of 4,910 permanent seats and 2,000 portable seats, the Arena truly is the area's premier multi-purpose venue.

2024 Objectives

- Continue our partnership with the Federal Prospects Hockey League Binghamton Black Bears.
- Improve concession operations to better suit fan experience.
- Increase the number of non-hockey events.
- Continue to provide a facility for community/scholastic events.
- Capital improvement request to reflect our need for additional professional equipment/facilities for a more diversified use.
- Reduce utility costs through mechanical system and control upgrades.
- Bring the facility and staff into compliance with current state and federal code requirements.

- Renewed focus on preventative maintenance and system repairs to reduce system down time and emergency repair costs.
- Continue to upgrade and improve the facility using state and federal grants when available.

2024 Budget Highlights

- Increased rental and fee revenue from non-hockey events.
- Increased cost to service mechanical systems to prevent major failures during events.

Parks, Recreation, and Youth Services
 Visions Veterans Memorial Arena 39010008

<u>Title of Position</u>	<u>Grade/Unit</u>	As of June 15, 2023				
		<u>2022 Actuals</u>	<u>Current Authorized</u>	<u>2024 Requested</u>	<u>2024 Recommended</u>	<u>2024 Adopted</u>
<u>Full-Time Positions</u>						
Arena Manager	F Admin	0	0	1	0	0
Arena Manager	E Admin	1	1	0	1	1
Box Office Manager	19 BAPA	1	1	1	1	1
Assistant Box Office Manager	11 BAPA	1	1	1	1	1
Assistant Arena Manager	19 CSEA	0	0	1	0	0
Assistant Arena Manager	16 CSEA	1	1	0	1	1
Secretary	13 CSEA	1	1	1	1	1
Assistant Park Manager	AFSCME	0	1	2	1	1
Total Full-Time Positions		5	6	7	6	6
<u>Part-Time Positions</u>						
Custodial Worker	6 CSEA	2	2	2	2	2
Total Part-Time Positions		2	2	2	2	2
Total Positions		7	8	9	8	8

REPORT:BP032

BROOME COUNTY GOVERNMENT
 REVENUE AND APPROPRIATION SUMMARY BY DEPARTMENT

FUND: 3110 Arena Operating
 DEPT: 39000000 Arena

Account	2022 Actuals	2023 Budget	2023 YTD Actuals As of 11/20/23	2024 Budget Requested	2024 Budget Recommended	2024 Budget Adopted
0000002 Departmental Income						
5000177 RENTALS & FEES	279,717	320,000	182,924	320,000	320,000	320,000
5000178 CONCESSIONS	86,664	50,000	98,114	50,000	50,000	50,000
5000179 CHARGES FOR SERVICES	5,300	10,000	7,875	12,000	12,000	12,000
5000180 CHARGES FOR EVENT STAFF	41,959	50,000	45,436	55,000	55,000	55,000
5000333 OTHER DEPARTMENTAL CHARGEBACK	13,215	0	0	0	0	0
0000002 Departmental Income Total	426,855	430,000	334,349	437,000	437,000	437,000
0000003 Use of Money						
5000451 INTEREST AND EARNINGS	720	200	27,818	16,500	16,500	16,500
5000471 COMMISSIONS	133,114	130,000	140,291	140,000	140,000	140,000
5000472 ADVERTISING	70,219	70,000	71,586	70,000	70,000	70,000
0000003 Use of Money Total	204,053	200,200	239,695	226,500	226,500	226,500
0000007 Misc Interfund Revenues						
5000530 REFUNDS OF PRIOR YEARS EXPENDI	6,187	0	4,973	0	0	0
5000534 TRANSFER FROM INSURANCE RESERV	2,091	0	7,993	0	0	0
5000545 CREDIT CARD REBATES	104	50	0	0	0	0
5000562 TRANSFER FROM GENERAL FUND	1,403,252	1,745,935	1,745,935	1,843,465	1,843,465	1,843,465
5000569 TRANSFER - DEBT SERVICE FUND	21,714	14,625	14,704	21,100	21,100	21,100
0000007 Misc Interfund Revenues Total	1,433,348	1,760,610	1,773,605	1,864,565	1,864,565	1,864,565
0000009 Federal Aid						
5000952 ARRA DEBT REIMBURSEMENT	8,028	6,982	5,977	3,844	3,844	3,844
5000992 CARES ACT	7,102	0	14,006	0	0	0
0000009 Federal Aid Total	15,130	6,982	19,983	3,844	3,844	3,844
Rev Totals for Dept: 39000000	2,079,386	2,397,792	2,367,632	2,531,909	2,531,909	2,531,909
0000010 Personnel Service						
6001000 SALARIES FULL-TIME	268,878	355,626	287,181	436,547	367,094	367,094

REPORT:BP032

BROOME COUNTY GOVERNMENT
REVENUE AND APPROPRIATION SUMMARY BY DEPARTMENT

FUND: 3110 Arena Operating
DEPT: 39000000 Arena

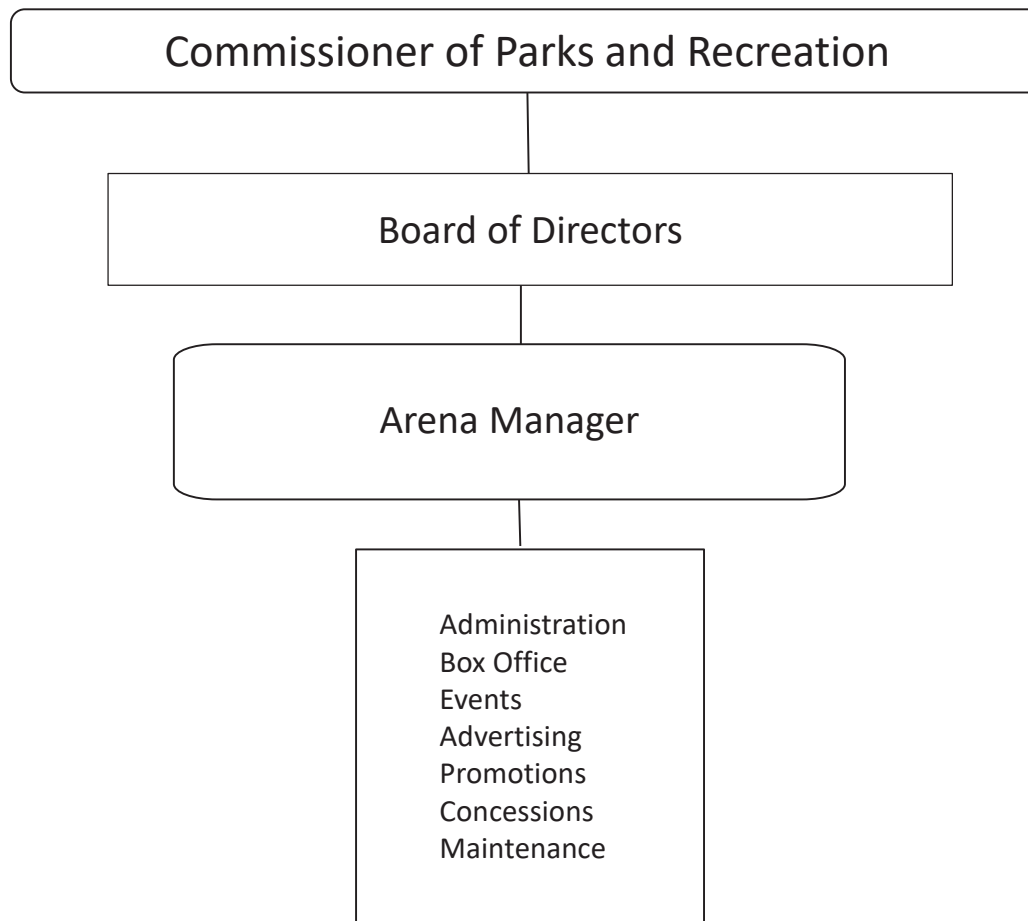
Account	2022 Actuals	2023 Budget	2023 YTD Actuals As of 11/20/23	2024 Budget Requested	2024 Budget Recommended	2024 Budget Adopted
6001001 SALARIES PART-TIME	58,009	57,807	51,786	61,934	61,934	61,934
6001002 SALARIES TEMPORARY	260,720	290,000	160,898	315,000	315,000	315,000
6001003 SALARIES OVERTIME	5,643	5,000	7,515	8,000	8,000	8,000
6001004 SALARIES SHIFT DIFFERENTIAL	2,484	3,000	1,851	3,000	3,000	3,000
6001009 OTHER PERSONNEL SERVICES	0	200	800	200	200	200
0000010 Personnel Service Totals	595,734	711,633	510,031	824,681	755,228	755,228
0000040 Contractual Expenditures						
6004010 BOOKS AND SUBSCRIPTIONS	0	500	495	500	500	500
6004012 OFFICE SUPPLIES	1,647	2,000	2,968	2,000	2,000	2,000
6004021 BLDG MAINTENANCE SUPPLIES	14,398	10,000	3,320	10,000	10,000	10,000
6004022 FUEL AND HEATING SUPPLIES	39,762	50,000	32,568	50,000	50,000	50,000
6004023 BLDG AND GROUNDS SUPPLIES	41,804	50,000	23,547	50,000	50,000	50,000
6004048 MISC OPERATIONAL SUPPLIES	571	0	233	0	0	0
6004052 UNIFORMS	2,084	2,000	0	2,000	2,000	2,000
6004056 COMPUTER EQUIPMENT(NON CAPITAL	0	1,000	0	1,000	1,000	1,000
6004105 DUES AND MEMBERSHIPS	1,875	2,000	821	2,000	2,000	2,000
6004112 BLDG GROUNDS AND EQUIP REPAIR	35,040	25,000	19,965	25,000	25,000	25,000
6004113 WATER AND SEWAGE CHARGES	34,001	50,000	27,356	50,000	50,000	50,000
6004114 HEATING AND AIR COND PLANT EXP	19,108	35,000	0	35,000	35,000	35,000
6004115 ELECTRIC CURRENT	122,206	230,000	101,808	175,000	175,000	175,000
6004117 BUILDING AND GROUNDS EXPENSES	131,586	125,000	154,686	130,000	130,000	130,000
6004121 LAUNDRY AND DRY CLEANING EXPEN	0	150	0	150	150	150
6004130 MOTOR EQUIP REPAIRS AND MAINT	561	1,000	0	1,000	1,000	1,000
6004133 UNIFORM AND CLOTHING ALLOWANCE	229	1,000	282	500	500	500
6004137 ADVERTISING AND PROMOTION EXPE	4,065	1,000	1,494	1,000	1,000	1,000
6004138 OTHER OPERATIONAL EXPENSES	56	0	325	0	0	0
6004146 SUBCONTRACTED PROGRAM EXPENSE	0	200,000	72,397	150,000	150,000	150,000
6004162 EDUCATION AND TRAINING	590	1,500	400	1,500	1,500	1,500
6004196 COPYING MACHINE RENTALS	2,598	2,500	3,369	2,800	2,800	2,800
6004203 INSURANCE CLAIMS	2,091	209	0	0	0	0
6004504 OTHER FINANCIAL SERVICES	422	308	307	188	188	188
0000040 Contractual Expenditures Totals	454,694	790,167	446,341	689,638	689,638	689,638
0000041 Chargeback Expenses						
6004602 INSURANCE PREMIUM CHARGEBACK	130,460	198,404	148,803	205,953	205,953	205,953
6004606 TELEPHONE BILLING ACCOUNT	0	8,242	4,121	8,756	8,756	8,756
6004609 DATA PROCESSING CHARGEBACKS	0	72,959	38,369	130,032	130,032	130,032
6004614 OTHER CHARGEBACK EXPENSES	0	2,344	35	197	197	197

BROOME COUNTY GOVERNMENT
REVENUE AND APPROPRIATION SUMMARY BY DEPARTMENT

FUND: 3110 Arena Operating
DEPT: 39000000 Arena

Account	2022 Actuals	2023 Budget	2023 YTD Actuals As of 11/20/23	2024 Budget Requested	2024 Budget Recommended	2024 Budget Adopted
6004615 GASOLINE CHARGEBACK	230	1,350	41	1,065	1,065	1,065
6004616 FLEET SERVICE CHARGEBACK	2,500	5,250	5,250	6,000	6,000	6,000
6004617 DUPLICATING/PRINTING CHARGEBACK	0	4,875	274	3,218	3,218	3,218
6004618 OFFICE SUPPLIES CHARGEBACK	0	102	57	112	112	112
6004634 Indirect Costs - Excess of Bud	212,649	0	0	0	0	0
0000041 Chargeback Expenses Totals	345,839	293,526	196,950	355,333	355,333	355,333
0000060 Principal on Indebtedness						
6006000 PRINCIPAL ON SERIAL BONDS	140,428	145,329	145,329	155,101	155,101	155,101
6006001 PRINCIPAL ON BANS	123,880	136,851	136,851	232,500	232,500	232,500
0000060 Principal on Indebtedness Totals	264,308	282,180	282,180	387,601	387,601	387,601
0000070 Interest on Indebtedness						
6007000 INTEREST ON SERIAL BONDS	36,275	29,083	29,082	26,959	26,959	26,959
6007001 INTEREST ON BANS	8,278	11,733	11,733	26,527	26,527	26,527
0000070 Interest on Indebtedness Totals	44,553	40,816	40,815	53,486	53,486	53,486
0000080 Employee Benefits						
6008001 STATE RETIREMENT	61,460	121,028	67,343	126,556	114,575	114,575
6008002 SOCIAL SECURITY	44,231	54,439	37,454	63,288	57,975	57,975
6008004 WORKERS COMPENSATION	3,431	5,411	4,058	6,385	6,385	6,385
6008006 LIFE INSURANCE	39	120	35	135	120	120
6008007 HEALTH INSURANCE	40,313	60,563	55,964	93,988	72,988	72,988
6008009 RETIREE HEALTH INSURANCE	30,570	33,557	27,964	34,228	34,228	34,228
6008010 DISABILITY INSURANCE	253	352	250	352	352	352
6008011 UNEMPLOYMENT INSURANCE	30	4,000	1,435	4,000	4,000	4,000
6008013 HEALTH INS - RETIRE INCENTIVE	1,389	0	0	0	0	0
0000080 Employee Benefits Totals	181,716	279,470	194,503	328,932	290,623	290,623
Exp Totals for Dept: 39000000	1,886,844	2,397,792	1,670,820	2,639,671	2,531,909	2,531,909
Total for Dept: 39000000	192,542	0	696,812	-107,762	0	0

Forum Theatre



Department of Parks, Recreation, and Youth Services Forum Theater

Mission Statement

To provide diversified arts entertainment to Broome County and surrounding areas as safely, efficiently, and cost effective as possible.

Description

The historically registered Forum Theatre is home to the Binghamton Philharmonic, Tri-Cities Opera, Broadway Theatre League, Binghamton Theater Organ Society, and various dance groups. Located in historic downtown Binghamton, this restored vaudeville house provides an intimate setting for these Broome County arts groups as well as other touring concerts and family shows. Built in 1919 with a seating capacity of 1,525, the Forum Theatre remains a central cultural facility for the region.

2024 Objectives

- Maintain a best-in-class performing arts theater.
- Continue to market the Forum for various shows and concerts.
- Complete yearly facility inspections.
- Address equipment repairs and replacement.
- Identify needed upgrades and improvements to the facility and develop a plan to complete the projects.

2024 Budget Highlights

- Continued marketing revenue through membership in the Fair Game Partnership.
- Required code and mechanical system improvements as identified.
- Capital improvement request to reflect our need for additional professional equipment and facilities to allow a more diversified use.
- Continue to upgrade and improve the facility using state and federal grants when available.

Parks, Recreation, and Youth Services
 Forum Theatre 42010008

As of
 July 20, 2023

<u>Title of Position</u>	<u>Grade/Unit</u>	<u>2022 Actuals</u>	<u>Current Authorized</u>	<u>2024 Requested</u>	<u>2024 Recommended</u>	<u>2024 Adopted</u>
<u>Full-Time Positions</u>						
Forum Maintenance Supervisor	19 CSEA	0	1	1	1	1
Forum Maintenance Supervisor	16 CSEA	1	0	0	0	0
Total Full-Time Positions		1	1	1	1	1
<u>Part-Time Positions</u>						
None						
Total Part-Time Positions		0	0	0	0	0
Total Positions		1	1	1	1	1

BROOME COUNTY GOVERNMENT
 REVENUE AND APPROPRIATION SUMMARY BY DEPARTMENT

FUND: 1010 General Operating
 DEPT: 42000000 Forum

Account	2022 Actuals	2023 Budget	2023 YTD Actuals As of 11/20/23	2024 Budget Requested	2024 Budget Recommended	2024 Budget Adopted
0000002 Departmental Income						
5000177 RENTALS & FEES	65,006	67,000	38,326	70,000	70,000	70,000
5000178 CONCESSIONS	10,508	0	0	0	0	0
5000179 CHARGES FOR SERVICES	9,932	11,000	4,650	11,000	11,000	11,000
5000180 CHARGES FOR EVENT STAFF	29,716	33,000	21,242	35,000	35,000	35,000
0000002 Departmental Income Total	115,162	111,000	64,218	116,000	116,000	116,000
0000003 Use of Money						
5000472 ADVERTISING	5,110	10,000	10,903	11,000	11,000	11,000
0000003 Use of Money Total	5,110	10,000	10,903	11,000	11,000	11,000
0000007 Misc Interfund Revenues						
5000561 TRANSFER FROM RESERVE FUND	0	39,037	39,037	39,037	39,037	39,037
0000007 Misc Interfund Revenues Total	0	39,037	39,037	39,037	39,037	39,037
Rev Totals for Dept: 42000000	120,272	160,037	114,158	166,037	166,037	166,037
0000010 Personnel Service						
6001000 SALARIES FULL-TIME	43,532	44,322	30,633	52,036	52,036	52,036
6001003 SALARIES OVERTIME	46	500	0	500	500	500
6001004 SALARIES SHIFT DIFFERENTIAL	0	500	0	500	500	500
6001009 OTHER PERSONNEL SERVICES	0	200	0	200	200	200
0000010 Personnel Service Totals	43,578	45,522	30,633	53,236	53,236	53,236
0000040 Contractual Expenditures						
6004012 OFFICE SUPPLIES	289	500	110	500	500	500
6004021 BLDG MAINTENANCE SUPPLIES	2,885	3,000	858	3,000	3,000	3,000
6004022 FUEL AND HEATING SUPPLIES	14,678	15,000	11,204	15,000	15,000	15,000
6004023 BLDG AND GROUNDS SUPPLIES	10,040	15,000	6,552	10,000	10,000	10,000
6004052 UNIFORMS	150	200	0	200	200	200
6004105 DUES AND MEMBERSHIPS	400	400	400	400	400	400

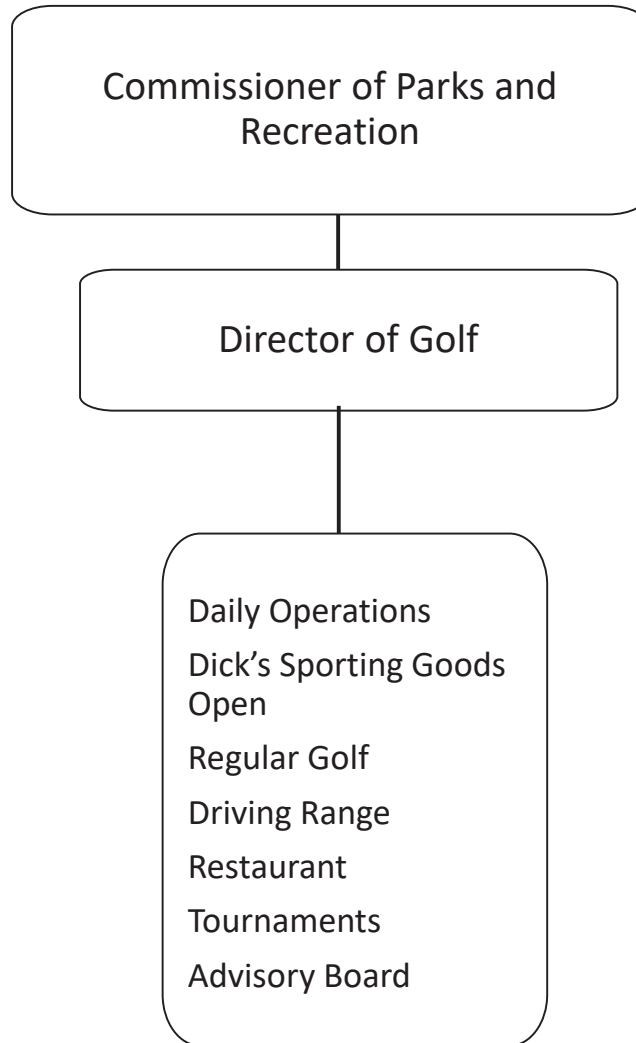
REPORT:BP032

BROOME COUNTY GOVERNMENT
REVENUE AND APPROPRIATION SUMMARY BY DEPARTMENT

FUND: 1010 General Operating
DEPT: 42000000 Forum

Account	2022 Actuals	2023 Budget	2023 YTD Actuals As of 11/20/23	2024 Budget Requested	2024 Budget Recommended	2024 Budget Adopted
6004112 BLDG GROUNDS AND EQUIP REPAIR	3,679	3,000	454	3,000	3,000	3,000
6004113 WATER AND SEWAGE CHARGES	1,370	4,000	2,298	5,000	5,000	5,000
6004114 HEATING AND AIR COND PLANT EXP	10,539	10,000	0	10,000	10,000	10,000
6004115 ELECTRIC CURRENT	31,411	29,000	19,464	35,000	35,000	35,000
6004117 BUILDING AND GROUNDS EXPENSES	13,802	6,000	9,729	12,000	12,000	12,000
6004133 UNIFORM AND CLOTHING ALLOWANCE	0	250	0	250	250	250
6004137 ADVERTISING AND PROMOTION EXPE	0	500	0	500	500	500
0000040 Contractual Expenditures Totals	89,243	86,850	51,069	94,850	94,850	94,850
0000041 Chargeback Expenses						
6004602 INSURANCE PREMIUM CHARGEBACK	7,508	8,977	6,733	11,141	11,141	11,141
0000041 Chargeback Expenses Totals	7,508	8,977	6,733	11,141	11,141	11,141
0000080 Employee Benefits						
6008001 STATE RETIREMENT	4,627	6,321	3,585	7,861	6,666	6,666
6008002 SOCIAL SECURITY	3,398	3,483	2,185	4,517	3,981	3,981
6008006 LIFE INSURANCE	5	15	3	15	15	15
6008007 HEALTH INSURANCE	0	0	4,029	20,894	20,894	20,894
6008009 RETIREE HEALTH INSURANCE	7,411	7,781	6,485	7,938	7,938	7,938
6008010 DISABILITY INSURANCE	89	88	43	88	88	88
6008011 UNEMPLOYMENT INSURANCE	0	1,000	0	1,000	1,000	1,000
0000080 Employee Benefits Totals	15,530	18,688	16,330	42,313	40,582	40,582
Exp Totals for Dept: 42000000	155,859	160,037	104,765	201,540	199,809	199,809
Total for Dept: 42000000	-35,587	0	9,393	-35,503	-33,772	-33,772

En-Joie Golf Course



Department of Parks, Recreation, and Youth Services

En-Joie Golf Course

Mission Statement

The En-Joie Golf Club is in business to provide its members and patrons with a very high-quality golfing experience.

Description

En-Joie Golf Club is a championship golf course nestled along the Susquehanna River in Endicott. En-Joie has been the focal point of golf in the Southern Tier and has a storied history within the golf community.

The golf course features fifty sand bunkers, numerous water hazards, bent grass greens and narrow tree-lined fairways that are sure to challenge any golfer. The facility includes an off-site practice driving range, large putting green, full-service snack bar and grill room, locker rooms, and a professionally run golf shop.

En-Joie offers annual membership and is also open to the public. The golf course is typically open from early-April through late-November based upon weather.

The golf course hosts an annual event on the PGA Tour of Champions, the Dick's Sporting Goods Open, which draws visitors to the area and viewers from all over the country.

2024 Objectives

- Provide an extremely relaxing and enjoyable environment for the game of golf to be played at.
- Promote the game of golf within the community.
- Provide superior customer service to all members and guests.
- Provide innovative and technically sound golf instruction.
- Offer new and appealing merchandise for sale to the public.
- Maintain the best conditioned and manicured championship golf course in the County.
- Host member, charity, corporate, and municipal outings.
- Continually improving goodwill and faith within the surrounding community by providing an impressive golf course available to the citizens of Broome County and the region.

Parks, Recreation, and Youth Services 41010008
 En-Joie Golf Course

As of
 June 15, 2023

<u>Title of Position</u>	<u>Grade/Unit</u>	<u>2022 Actuals</u>	<u>Current Authorized</u>	<u>2024 Requested</u>	<u>2024 Recommended</u>	<u>2024 Adopted</u>
<u>Full-Time Positions</u>						
Director of Golf*	DOF	1	1	1	1	1
Superintendent of Golf*	SOF	1	1	1	1	1
Asst Superintendent of Golf*	ASG	1	1	1	1	1
Golf Course Mechanic	GCM	1	1	1	1	1
Total Full-Time Positions		4	4	4	4	4
<u>Part-time Positions</u>						
None						
Total Part-Time Positions		0	0	0	0	0
Total Positions		4	4	4	4	4

* 10-month employee

REPORT:BP032

BROOME COUNTY GOVERNMENT
REVENUE AND APPROPRIATION SUMMARY BY DEPARTMENT

FUND: 3140 EnJoie Operating

DEPT: 41000000 En Joie Golf Course

Account	2022 Actuals	2023 Budget	2023 YTD Actuals As of 11/20/23	2024 Budget Requested	2024 Budget Recommended	2024 Budget Adopted
0000002 Departmental Income						
5000234 DRIVING RANGE FEES	62,756	80,000	73,704	75,000	75,000	75,000
5000235 GREENS FEES	510,819	490,000	533,688	510,000	510,000	510,000
5000236 ANNUAL MEMBERSHIP	326,728	325,000	326,425	335,000	335,000	335,000
5000237 GOLF CART RENTALS	182,757	185,000	185,121	180,000	180,000	180,000
5000426 MISCELLANEOUS	9,331	9,000	10,668	9,000	9,000	9,000
5000434 MERCHANDISE SALES	85,615	83,000	91,311	90,000	90,000	90,000
0000002 Departmental Income Total	1,178,006	1,172,000	1,220,917	1,199,000	1,199,000	1,199,000
0000003 Use of Money						
5000451 INTEREST AND EARNINGS	1,624	100	9,357	4,000	4,000	4,000
5000465 TOURNAMENT RENTALS	50,000	75,000	0	125,000	125,000	125,000
5000467 RESTAURANT RENTAL	12,340	13,500	9,425	13,500	13,500	13,500
0000003 Use of Money Total	63,964	88,600	18,782	142,500	142,500	142,500
0000007 Misc Interfund Revenues						
5000530 REFUNDS OF PRIOR YEARS EXPENDI	7,312	0	5,878	0	0	0
5000562 TRANSFER FROM GENERAL FUND	28,050	0	0	0	0	0
5000569 TRANSFER - DEBT SERVICE FUND	2,978	0	0	340	340	340
0000007 Misc Interfund Revenues Total	38,340	0	5,878	340	340	340
0000009 Federal Aid						
5000952 ARRA DEBT REIMBURSEMENT	721	627	537	345	345	345
0000009 Federal Aid Total	721	627	537	345	345	345
Rev Totals for Dept: 41000000	1,281,031	1,261,227	1,246,114	1,342,185	1,342,185	1,342,185
0000010 Personnel Service						
6001000 SALARIES FULL-TIME	203,566	214,557	179,565	221,492	221,492	221,492
6001002 SALARIES TEMPORARY	318,964	340,000	322,016	355,000	355,000	355,000

BROOME COUNTY GOVERNMENT
 REVENUE AND APPROPRIATION SUMMARY BY DEPARTMENT

FUND: 3140 EnJoie Operating
 DEPT: 41000000 En Joie Golf Course

Account	2022 Actuals	2023 Budget	2023 YTD Actuals As of 11/20/23	2024 Budget Requested	2024 Budget Recommended	2024 Budget Adopted
0000010 Personnel Service Totals	522,530	554,557	501,581	576,492	576,492	576,492
0000040 Contractual Expenditures						
6004012 OFFICE SUPPLIES	0	500	73	500	500	500
6004021 BLDG MAINTENANCE SUPPLIES	2,028	2,400	0	2,800	2,800	2,800
6004022 FUEL AND HEATING SUPPLIES	11,609	11,000	7,434	12,500	12,500	12,500
6004023 BLDG AND GROUNDS SUPPLIES	50,809	88,000	72,027	97,312	97,312	97,312
6004040 MOTOR EQUIPMENT SUPPLIES	11,932	15,000	19,098	15,000	15,000	15,000
6004046 GAS OIL GREASE AND DIESEL FUEL	27,422	30,175	20,581	32,000	32,000	32,000
6004047 TIRES AND TUBES	900	4,000	1,111	4,000	4,000	4,000
6004048 MISC OPERATIONAL SUPPLIES	14,248	22,000	15,590	22,000	22,000	22,000
6004053 RECREATIONAL AND ACTIVITY SUPP	66,628	62,000	72,587	68,000	68,000	68,000
6004054 SAFETY SUPPLIES	472	500	380	500	500	500
6004100 POSTAGE AND FREIGHT	0	50	0	50	50	50
6004105 DUES AND MEMBERSHIPS	8,150	8,500	8,107	8,500	8,500	8,500
6004112 BLDG GROUNDS AND EQUIP REPAIR	840	2,500	1,384	2,500	2,500	2,500
6004113 WATER AND SEWAGE CHARGES	63,634	25,000	33,423	40,000	40,000	40,000
6004115 ELECTRIC CURRENT	35,870	42,000	32,944	42,000	42,000	42,000
6004117 BUILDING AND GROUNDS EXPENSES	32,521	18,000	29,701	24,000	24,000	24,000
6004130 MOTOR EQUIP REPAIRS AND MAINT	1,757	3,000	0	3,000	3,000	3,000
6004137 ADVERTISING AND PROMOTION EXPE	600	10,000	0	6,000	6,000	6,000
6004138 OTHER OPERATIONAL EXPENSES	53,258	2,000	118	4,000	4,000	4,000
6004190 COUNTY RENTALS-MACHINERY	106,270	106,131	101,153	127,000	127,000	127,000
6004192 SOFTWARE MAINTENANCE	0	3,550	0	3,550	3,550	3,550
6004504 OTHER FINANCIAL SERVICES	14,982	22,028	19,891	22,017	22,017	22,017
0000040 Contractual Expenditures Totals	503,930	478,334	435,602	537,229	537,229	537,229
0000041 Chargeback Expenses						
6004602 INSURANCE PREMIUM CHARGEBACK	5,293	6,773	5,080	8,520	8,520	8,520
6004609 DATA PROCESSING CHARGEBACKS	21,693	19,275	10,459	26,777	26,777	26,777
6004616 FLEET SERVICE CHARGEBACK	2,500	2,625	2,625	3,000	3,000	3,000
6004619 BUILDING SERVICE CHARGEBACK	10,000	10,000	7,500	10,000	10,000	10,000
6004634 Indirect Costs - Excess of Bud	28,050	0	0	0	0	0
0000041 Chargeback Expenses Totals	67,536	38,673	25,664	48,297	48,297	48,297
0000060 Principal on Indebtedness						
6006000 PRINCIPAL ON SERIAL BONDS	9,197	9,561	9,561	18,803	18,803	18,803
6006001 PRINCIPAL ON BANS	17,905	17,906	17,906	0	0	0

REPORT:BP032

BROOME COUNTY GOVERNMENT
REVENUE AND APPROPRIATION SUMMARY BY DEPARTMENT

FUND: 3140 EnJoie Operating
DEPT: 41000000 En Joie Golf Course

Account	2022 Actuals	2023 Budget	2023 YTD Actuals As of 11/20/23	2024 Budget Requested	2024 Budget Recommended	2024 Budget Adopted
0000060 Principal on Indebtedness Totals	27,102	27,467	27,467	18,803	18,803	18,803
0000070 Interest on Indebtedness						
6007000 INTEREST ON SERIAL BONDS	2,051	1,493	1,492	11,318	11,318	11,318
6007001 INTEREST ON BANS	3,492	4,362	4,362	0	0	0
0000070 Interest on Indebtedness Totals	5,543	5,855	5,854	11,318	11,318	11,318
0000080 Employee Benefits						
6008001 STATE RETIREMENT	27,993	34,935	31,269	33,784	33,784	33,784
6008002 SOCIAL SECURITY	39,362	43,862	37,911	44,102	44,102	44,102
6008004 WORKERS COMPENSATION	2,250	4,171	3,128	4,668	4,668	4,668
6008006 LIFE INSURANCE	11	30	9	30	30	30
6008007 HEALTH INSURANCE	25,403	28,343	22,998	27,462	27,462	27,462
6008011 UNEMPLOYMENT INSURANCE	33,675	45,000	28,281	40,000	40,000	40,000
0000080 Employee Benefits Totals	128,694	156,341	123,596	150,046	150,046	150,046
0000090 Transfers						
6009001 TRANSFER TO CAPITAL FUND	0	0	0	80,000	80,000	80,000
0000090 Transfers Totals	0	0	0	80,000	80,000	80,000
Exp Totals for Dept: 41000000	1,255,335	1,261,227	1,119,764	1,422,185	1,422,185	1,422,185
Total for Dept: 41000000	25,696	0	126,350	-80,000	-80,000	-80,000

Parks, Recreation, and Youth Services



Parks, Recreation, and Youth Services

Parks & Recreation - Administration

Mission Statement

The Parks & Recreation - Administrative Division of the Parks, Recreation and Youth Services Department mission is to provide support services for the entire department. The Administrative Division interfaces with the County Executive, Legislature, Law Department, State, Federal agencies, municipalities, and the community.

Description

The Administrative Division is responsible for fiscal and personnel management, clerical support services, and staff support to the Parks, Recreation and Youth Services. The Administrative Division is also responsible for the Broome County Youth Bureau including interaction with numerous community-based groups, agencies, municipalities, and individuals. The Division works with the Youth Bureau Advisory Board and its various committees to support the youth of Broome County. The Administration provides oversight, leadership, and supervision to accomplish the Department's mission.

2024 Objectives

- Maintain a high level of service to the residents of Broome County.
- Increase funding through application of grants.
- Develop community partnerships through outreach to provide quality programming to Broome County.
- Develop a master plan for future vision and efficiencies.
- Continue to provide administrative support services to the entire department.

- Continually strive to look for ways to reduce operational costs while still providing safe and clean park facilities for public use with allocated resources.
- Administer the following grants:
 - New York State Snowmobile Trail Maintenance.
 - OCFS Youth Development Programs, Runaway and Homeless Youth Programs, Gun Violence Prevention Programs, and Youth Sports and Education Opportunity Programs.

2024 Budget Highlights

- Maintain a quality level of service, while operating within the confines of the budget.
- Increase in the revenue and expense lines as we anticipate covering the cost of Broome County Parks events with sponsorships.
- Increase in revenue and expense lines for the donation of benches and trees in the Parks.
- Maintain distribution of over \$500,000 in grant aid to Broome County Snowmobile Clubs, and various Broome County Youth Programs.

Parks, Recreation, and Youth Services

Youth Services

Mission Statement

The Youth Services Division of the Parks, Recreation and Youth Services Department mission is to serve youth and families by promoting and encouraging the development of a comprehensive system of services to youth and their families through planning, funding, coordination, prevention, evaluation, and advocacy.

Description

The Broome County Youth Bureau was established by a resolution adopted by the Broome County Legislature on July 6, 1971. The Youth Bureau is responsible for distributing Office of Children & Family Services grant funds to local agencies that provide positive youth development, increase youth developmental assets, and decrease juvenile delinquency. Local agencies apply to the County (Youth Bureau) for grant funds. Applications are evaluated by the Youth Bureau Advisory Board and approved by the County Legislature and County Executive. The Youth Bureau then applies to the NYS Office of Children and Family Services and/or other sources for program funding and establishes contracts with the agencies. The Youth Bureau is also responsible for lead planning for youth ages 0-21 years old. The Youth Bureau is responsible for assessing the needs of the youth of the community and networking with other agencies concerning those needs and seeking programs to meet those needs and funding for the programs. The Broome County Youth Bureau strives to enhance the well-being of all youth in Broome County by advocating and promoting the best possible education, social, and career opportunities.

2024 Objectives

- Conduct a comprehensive needs assessment for youth.
- Lead the effort to define goals, gather data and develop a comprehensive continuum for runaway and homeless youth, including the implementation of a program for runaway/homeless youth under age 21.
- Monitor and evaluate all residential services provided for runaway and homeless youth under the age of 21.
- Act as lead entity in planning efforts for youth in Broome County including the assessment of local youth needs and the development of strategies to address those needs.
- Reevaluate the funding priorities to better match the needs of the Broome County youth.
- Select new NYS Governors Youth Council Applicants to represent Youth in Broome County.
- Maintain funding sources for OCFS Youth Development Programs, Runaway and Homeless Youth Programs, including new funding for Gun Violence Prevention Programs, and Youth Sports and Education Opportunity Programs.
- Promote education trainings for Youth Bureau staff, Board Members, and those serving youth in Broome County.

2024 Budget Highlights

- Maintain Youth Services Program costs to state aid support level without any funding cost to Broome County.
- Collaborate with the parks and outside organizations and agencies to provide youth programming in the summer months led by the Recreation and Youth Services Coordinator.
- Fund new programs through Gun Violence Prevention Programs, and Youth Sports and Education Opportunity Programs.

Parks, Recreation, and Youth Services 43010008
 Parks & Recreation - Administration

As of
 June 15, 2023

<u>Title of Position</u>	<u>Grade/Unit</u>	<u>2022 Actuals</u>	<u>Current Authorized</u>	<u>2024 Requested</u>	<u>2024 Recommended</u>	<u>2024 Adopted</u>
<u>Full-Time Positions</u>						
Commissioner of Parks and Recreation*	G Admin	0	1	1	1	1
Director of Parks, Recreation and Youth Services	F Admin	0	1	1	1	1
Director of Parks, Recreation and Youth Services	B Admin	1	0	0	0	0
Principal Account Clerk	13 CSEA	1	1	1	1	1
Total Full-Time Positions		2	3	3	3	3
<u>Part-Time Positions</u>						
None						
Total Part-Time Positions		0	0	0	0	0
Total Positions		2	3	3	3	3

*Unfunded 2023

BROOME COUNTY GOVERNMENT
 REVENUE AND APPROPRIATION SUMMARY
 BY DEPARTMENT AND DIVISION

FUND: 1010 General Operating
 DEPT: 43000000 Parks and Recreation
 DIV: 01 Parks & Rec-Admin

Account	2022 Actuals	2023 Budget	2023 YTD Actuals As of 11/20/23	2024 Budget Requested	2024 Budget Recommended	2024 Budget Adopted
43000000 Parks and Recreation						
0000002 Departmental Income						
5000165 MISCELLANEOUS	13,758	35,000	15,447	35,000	35,000	35,000
5000196 GROUND RENTALS	0	0	6,500	0	0	0
5000207 UNIFORM SALES	20	0	0	0	0	0
0000002 Departmental Income Totals	13,778	35,000	21,947	35,000	35,000	35,000
0000003 Use of Money						
5000451 INTEREST AND EARNINGS	72	0	252	0	0	0
0000003 Use of Money Totals	72	0	252	0	0	0
0000007 Misc Interfund Revenues						
5000531 GIFTS AND DONATIONS	200	2,000	199	2,000	2,000	2,000
5000534 TRANSFER FROM INSURANCE RESERV	128	1,542	1,883	0	0	0
5000545 CREDIT CARD REBATES	132	0	0	0	0	0
5000546 Trust Account Inflows	75,678	0	0	0	0	0
0000007 Misc Interfund Revenues Totals	76,138	3,542	2,082	2,000	2,000	2,000
0000008 State Aid						
5000873 YOUTH BUREAU	74,179	61,623	40,106	50,000	50,000	50,000
5000875 YOUTH SERVICE PROGRAMS	236,353	186,218	231,592	200,000	200,000	200,000
0000008 State Aid Totals	310,532	247,841	271,698	250,000	250,000	250,000
Rev Total for Div: 4301	400,520	286,383	295,979	287,000	287,000	287,000
0000010 Personnel Service						
6001000 SALARIES FULL-TIME	96,194	124,144	110,089	129,130	129,130	129,130
0000010 Personnel Service Totals	96,194	124,144	110,089	129,130	129,130	129,130
0000040 Contractual Expenditures						

REPORT:BP033

BROOME COUNTY GOVERNMENT
REVENUE AND APPROPRIATION SUMMARY
BY DEPARTMENT AND DIVISION

FUND: 1010 General Operating
DEPT: 43000000 Parks and Recreation
DIV: 01 Parks & Rec-Admin

Account	2022 Actuals	2023 Budget	2023 YTD Actuals As of 11/20/23	2024 Budget Requested	2024 Budget Recommended	2024 Budget Adopted
6004010 BOOKS AND SUBSCRIPTIONS	0	200	0	200	200	200
6004012 OFFICE SUPPLIES	1,654	1,500	2,209	1,500	1,500	1,500
6004021 BLDG MAINTENANCE SUPPLIES	636	0	0	0	0	0
6004023 BLDG AND GROUNDS SUPPLIES	0	2,000	491	2,000	2,000	2,000
6004030 FOOD AND BEVERAGES	0	500	209	500	500	500
6004040 MOTOR EQUIPMENT SUPPLIES	176	0	0	0	0	0
6004048 MISC OPERATIONAL SUPPLIES	0	50	0	50	50	50
6004100 POSTAGE AND FREIGHT	0	25	0	25	25	25
6004105 DUES AND MEMBERSHIPS	150	935	410	935	935	935
6004106 GENERAL OFFICE EXPENSES	99	600	0	600	600	600
6004117 BUILDING AND GROUNDS EXPENSES	250	0	0	0	0	0
6004137 ADVERTISING AND PROMOTION EXPE	921	2,500	176	4,000	4,000	4,000
6004138 OTHER OPERATIONAL EXPENSES	841	2,975	5,394	3,000	3,000	3,000
6004139 Trust Account Outflows	69,821	0	0	0	0	0
6004141 YOUTH SERVICE PROGRAMS	231,426	247,841	226,592	250,000	250,000	250,000
6004147 OTHER PROGRAM EXPENSE	12,244	35,000	15,016	35,000	35,000	35,000
6004161 TRAVEL HOTEL AND MEALS	911	2,250	0	2,250	2,250	2,250
6004162 EDUCATION AND TRAINING	850	1,250	345	1,500	1,500	1,500
6004165 ADVISORY BD/TRUSTEES EXPENSES	0	200	187	200	200	200
6004200 PROPERTY LOSS	128	1,542	1,883	0	0	0
0000040 Contractual Expenditures Totals	320,107	299,368	252,912	301,760	301,760	301,760
0000041 Chargeback Expenses						
6004602 INSURANCE PREMIUM CHARGEBACK	13,947	18,301	13,726	23,048	23,048	23,048
6004606 TELEPHONE BILLING ACCOUNT	0	7,175	3,588	7,849	7,849	7,849
6004609 DATA PROCESSING CHARGEBACKS	0	480	240	480	480	480
0000041 Chargeback Expenses Totals	13,947	25,956	17,554	31,377	31,377	31,377
0000080 Employee Benefits						
6008001 STATE RETIREMENT	9,583	19,564	15,283	22,663	22,663	22,663
6008002 SOCIAL SECURITY	7,139	9,497	8,053	9,878	9,878	9,878
6008004 WORKERS COMPENSATION	34,794	35,800	26,850	45,346	45,346	45,346
6008006 LIFE INSURANCE	9	30	9	30	30	30
6008007 HEALTH INSURANCE	7,418	19,290	12,286	21,430	21,430	21,430
6008009 RETIREE HEALTH INSURANCE	107,747	113,117	94,264	115,030	115,030	115,030
6008010 DISABILITY INSURANCE	47	88	41	88	88	88
0000080 Employee Benefits Totals	166,737	197,386	156,786	214,465	214,465	214,465

REPORT:BP033

BROOME COUNTY GOVERNMENT
REVENUE AND APPROPRIATION SUMMARY
BY DEPARTMENT AND DIVISION

FUND: 1010 General Operating
DEPT: 43000000 Parks and Recreation
DIV: 01 Parks & Rec-Admin

Account	2022 Actuals	2023 Budget	2023 YTD Actuals As of 11/20/23	2024 Budget Requested	2024 Budget Recommended	2024 Budget Adopted
Exp Total for Div: 4301	596,985	646,854	537,341	676,732	676,732	676,732
Total for Div: 43000000	-196,465	-360,471	-241,362	-389,732	-389,732	-389,732

Parks, Recreation, and Youth Services

Parks & Recreation - Recreation

Mission Statement

The Parks and Recreation - Recreation Division of the Parks, Recreation and Youth Services Department mission is to develop, operate and maintain a comprehensive park system as well as provide diverse year-round leisure activities, recreational facilities and programs that enhances the quality of life for Broome County Residents and visitors alike, and preserves it for future generations.

Description

Broome County Parks is a regionally based parks and recreation system serving a population of roughly 192,000 people. This Park system consists of: Nathaniel Cole (317 acres) in the Town of Colesville, Dorchester (1,142 acres) in the Town of Triangle, Greenwood (415 acres) in the Town of Nanticoke, Grippen and Roundtop (46 acres) in the Village of Endicott, Hawkins Pond (307 acres) in the Town of Windsor and Otsiningo (150 acres) in the Town of Dickinson. This system also includes three beaches, a campground, cross-country skiing, swimming, boating, and many other leisure activities. Annually, approximately two million people use this system. The Parks' system provides leisure activities, social interaction, family participation and community civic involvement, as well as promotes community cohesion.

The department is also responsible for Aqua-Terra (466 undeveloped acres) in the Town of Binghamton, the Broome County Softball Park and the Community Garden Plots in the Town of Dickinson and the property surrounding the Nature Center at Finch Hollow.

2024 Objectives

- Continue to emphasize and grow social media footprint to promote Parks.
- Develop new revenue streams to offset County support.
- Plan and conduct the following special events:
 - Broome Bands Together Summer Concert Series
 - Broome County Parks 5K Series
 - Broome County Parks Trunk or Treat
 - Broome County Parks Scarecrow Contest
 - Broome County Parks Triathlon
 - Broome County Parks Winter Fest
 - Festival of Lights
 - Crappie Derby
 - Movies in the Parks
 - Broome County Parks Beach Bash
 - Spiedie Fest and Balloon Rally
 - Parks Photo Contest
- Provide quality sports fields for athletics and associated activities, utilizing effective turf management.
- Continue to provide education and training for staff for training within the department to develop added efficiencies.
- Educate the residents of Broome County about the Parks Invasive Species Task Force and how they can help prevent and manage invasive species throughout Broome County.
- Search for new partnerships and sponsorships for additional programming and special events throughout the community.
- Utilize outside organizations and agencies to lead recreation programs in the park.

- Administer the New York State Zoos, Botanical Gardens and Aquaria grant.
- Regionally promote the Broome County Softball Park and obtain New York State Public High School Athletic Association Girls Softball Championship site location.

2024 Budget Highlights

- Increase in overall attendance and camping, boating, and shelter revenues.
- Increase field rentals and events at Otsiningo North.
- Increase attendance and use with opening of Otsiningo North Dog Park.
- Increase attendance and use with renovations and re-opening of Grippen Park building.
- Increase ground rentals, revenue, and attendance with opening of Broome County Softball Park.

Parks, Recreation, and Youth Services 43020008
Parks & Recreation - Recreation

As of
June 15, 2023

<u>Title of Position</u>	<u>Grade/Unit</u>	<u>2022 Actuals</u>	<u>Current Authorized</u>	<u>2024 Requested</u>	<u>2024 Recommended</u>	<u>2024 Adopted</u>
<u>Full-Time Positions</u>						
Recreation and Youth Services Coordinator	18 BAPA	0	1	1	1	1
Recreation and Youth Services Coordinator	15 BAPA	1	0	0	0	0
Event Coordinator	14 BAPA	0	1	1	1	1
Public Works Clerk	AFSCME	0	1	1	1	1
Total Full-Time Positions		1	3	3	3	3
<u>Part-Time Positions</u>						
None						
Total Part-Time Positions		0	0	0	0	0
Total Positions		1	3	3	3	3

BROOME COUNTY GOVERNMENT
 REVENUE AND APPROPRIATION SUMMARY
 BY DEPARTMENT AND DIVISION

FUND: 1010 General Operating
 DEPT: 43000000 Parks and Recreation
 DIV: 02 Parks & Rec-Recreation

Account	2022 Actuals	2023 Budget	2023 YTD Actuals As of 11/20/23	2024 Budget Requested	2024 Budget Recommended	2024 Budget Adopted
0000002 Departmental Income						
5000165 MISCELLANEOUS	651	0	122	0	0	0
5000168 FOOD CONCESSION	20,918	22,412	20,533	25,000	25,000	25,000
5000169 BOAT CONCESSION	42,053	50,000	32,037	50,000	50,000	50,000
5000170 CAMPING	2,706	42,500	3,472	42,500	42,500	42,500
5000171 SHELTER RENTAL	105,246	46,000	102,737	46,000	46,000	46,000
5000172 SKI CONCESSION	6,639	5,500	0	5,500	5,500	5,500
5000196 GROUND RENTALS	6,026	7,500	5,277	54,500	54,500	54,500
5000207 UNIFORM SALES	132	50	59	50	50	50
0000002 Departmental Income Totals	184,371	173,962	164,237	223,550	223,550	223,550
0000006 Sale of Prop and Comp for Loss						
5000518 SALE OF EQUIPMENT	9,381	0	666	0	0	0
0000006 Sale of Prop and Comp for Loss Totals	9,381	0	666	0	0	0
0000007 Misc Interfund Revenues						
5000530 REFUNDS OF PRIOR YEARS EXPENDI	916	0	737	0	0	0
5000531 GIFTS AND DONATIONS	200	0	292	0	0	0
0000007 Misc Interfund Revenues Totals	1,116	0	1,029	0	0	0
0000008 State Aid						
5000835 STATE AID	38,749	38,749	38,749	49,359	49,359	49,359
0000008 State Aid Totals	38,749	38,749	38,749	49,359	49,359	49,359
Rev Total for Div: 4302	233,617	212,711	204,681	272,909	272,909	272,909
0000010 Personnel Service						
6001000 SALARIES FULL-TIME	46,934	112,752	87,514	143,596	143,596	143,596
6001002 SALARIES TEMPORARY	283,220	320,241	316,615	367,025	367,025	367,025
6001003 SALARIES OVERTIME	9,624	8,000	15,907	10,000	10,000	10,000
6001009 OTHER PERSONNEL SERVICES	1,534	7,000	850	5,000	5,000	5,000

REPORT:BP033

BROOME COUNTY GOVERNMENT
REVENUE AND APPROPRIATION SUMMARY
BY DEPARTMENT AND DIVISION

FUND: 1010 General Operating
DEPT: 43000000 Parks and Recreation
DIV: 02 Parks & Rec-Recreation

Account	2022 Actuals	2023 Budget	2023 YTD Actuals As of 11/20/23	2024 Budget Requested	2024 Budget Recommended	2024 Budget Adopted
0000010 Personnel Service Totals	341,312	447,993	420,886	525,621	525,621	525,621
0000040 Contractual Expenditures						
6004030 FOOD AND BEVERAGES	15,660	16,000	15,816	20,000	20,000	20,000
6004048 MISC OPERATIONAL SUPPLIES	0	6,550	790	7,000	7,000	7,000
6004053 RECREATIONAL AND ACTIVITY SUPP	1,449	12,500	6,131	15,000	15,000	15,000
6004126 RECREATIONAL AND ACTIVITY EXPE	0	3,000	0	3,000	3,000	3,000
6004138 OTHER OPERATIONAL EXPENSES	2,740	0	0	0	0	0
0000040 Contractual Expenditures Totals	19,849	38,050	22,737	45,000	45,000	45,000
0000041 Chargeback Expenses						
6004614 OTHER CHARGEBACK EXPENSES	38,749	38,749	0	49,359	49,359	49,359
0000041 Chargeback Expenses Totals	38,749	38,749	0	49,359	49,359	49,359
0000080 Employee Benefits						
6008001 STATE RETIREMENT	21,282	32,071	31,260	32,841	32,841	32,841
6008002 SOCIAL SECURITY	25,891	37,404	31,939	38,958	38,958	38,958
6008006 LIFE INSURANCE	7	38	11	45	45	45
6008007 HEALTH INSURANCE	9,390	19,723	11,863	25,824	25,824	25,824
6008009 RETIREE HEALTH INSURANCE	7,411	7,782	6,485	7,937	7,937	7,937
6008011 UNEMPLOYMENT INSURANCE	1,876	0	245	0	0	0
0000080 Employee Benefits Totals	65,857	97,018	81,803	105,605	105,605	105,605
Exp Total for Div: 4302	465,767	621,810	525,426	725,585	725,585	725,585
Total for Div: 43000000	-232,150	-409,099	-320,745	-452,676	-452,676	-452,676

Parks, Recreation, and Youth Services

Parks & Recreation - Parks

Mission Statement

The Parks and Recreation - Parks Division of the Parks, Recreation and Youth Services Department mission is to maintain, preserve, protect, improve, and enhance the Broome County Parks, Natural Areas and Wilderness areas. The Parks Division strives to deliver quality recreational facilities, inviting trails and open spaces that enhance the quality of life for Broome County residents and visitors alike, using the most efficient and cost-effective methods available while providing for the safety and health of the patron.

Description

The Parks Division of the Parks, Recreation and Youth Services Department is a regionally based parks and recreation system serving a population of roughly 192,000 people. This Park system consists of: Nathaniel Cole (317 acres) in the Town of Colesville; Dorchester (1,142 acres) in the Town of Triangle; Greenwood (415 acres) in the Town of Nanticoke; Grippen and Roundtop (46 acres) in the Village of Endicott; Hawkins Pond (307 acres) in the Town of Windsor; and Otsiningo (150 acres) in the Town of Dickinson. This system also includes three beaches, a campground, cross-country skiing, swimming, boating, and many other leisure activities. Annually, approximately two million people use this system. Article XI provides for a Department of Parks and Recreation. The department is also responsible for Aqua-Terra (466 undeveloped acres) in the Town of Binghamton, the Broome County Softball Park and the Community Garden Plots both in the Town of Dickinson.

2024 Objectives

- Raise the visibility of the department through promotional literature, public service announcements, participation in public forums relevant to our mission, outreach to, and cooperation with, current and potential parks user groups, and other cost-effective means that are at our disposal.
- Provide quality services to the residents of Broome County.
- Facilitate maintenance of facilities through regular park inspections and consultations with Risk Manager.
- Continue to maintain all of Broome County Parks and facilities in a superior and sustainable condition.
- Enhance efficiency and promote cost-savings by forming partnerships with recreation groups, local municipalities, and other County departments.
- Maintain a comprehensive schedule of special events, from established events such as the Spiedie Fest and Balloon Rally and Broome County Parks Triathlon to outside events.
- Provide education and training for staff within the department to develop added efficiencies and maintain safety.
- Maintain relationships with volunteer groups to assist in parks.
- Continue to partner with organizations needing community service projects (i.e., Boy Scouts, Girl Scouts, Eagle Scouts, BOCES, local high schools etc.).

2024 Budget Highlights

- Increases in operational budget lines as we take over operation and maintenance of Broome County Softball Park and increase use and attendance at Grippen Park.

Parks, Recreation, and Youth Services 43030008
Parks & Recreation - Parks

As of
June 15, 2023

<u>Title of Position</u>	<u>Grade/Unit</u>	<u>2022 Actuals</u>	<u>Current Authorized</u>	<u>2024 Requested</u>	<u>2024 Recommended</u>	<u>2024 Adopted</u>
<u>Full-Time Positions</u>						
Sport Field Manager	16 BAPA	0	1	1	1	1
Park Manager	AFSCME	3	4	4	4	4
Assistant Park Manager	AFSCME	4	4	4	4	4
Park Equipment Maintenance Mechanic*	AFSCME	1	0	0	0	0
Park Technician	AFSCME	5	6	6	6	6
Senior Park Technician	AFSCME	3	4	4	4	4
Total Full-Time Positions		16	19	19	19	19
<u>Part-Time Positions</u>						
Maintenance Worker	7 CSEA	0	2	2	2	2
Total Part-Time Positions		0	2	2	2	2
Total Positions		16	21	21	21	21

*One position transferred to Road Machinery 30020105

BROOME COUNTY GOVERNMENT
 REVENUE AND APPROPRIATION SUMMARY
 BY DEPARTMENT AND DIVISION

FUND: 1010 General Operating
 DEPT: 43000000 Parks and Recreation
 DIV: 03 Parks & Rec-Parks

Account	2022 Actuals	2023 Budget	2023 YTD Actuals As of 11/20/23	2024 Budget Requested	2024 Budget Recommended	2024 Budget Adopted
0000002 Departmental Income						
5000165 MISCELLANEOUS	0	1,500	612	31,500	31,500	31,500
0000002 Departmental Income Totals	0	1,500	612	31,500	31,500	31,500
0000007 Misc Interfund Revenues						
5000530 REFUNDS OF PRIOR YEARS EXPENDI	793	0	637	0	0	0
0000007 Misc Interfund Revenues Totals	793	0	637	0	0	0
Rev Total for Div: 4303	793	1,500	1,249	31,500	31,500	31,500
0000010 Personnel Service						
6001000 SALARIES FULL-TIME	891,714	1,081,571	742,810	1,064,985	1,064,985	1,064,985
6001001 SALARIES PART-TIME	0	0	10,366	55,180	55,180	55,180
6001002 SALARIES TEMPORARY	145,554	153,450	161,213	174,375	174,375	174,375
6001003 SALARIES OVERTIME	55,391	50,000	38,183	50,000	50,000	50,000
6001004 SALARIES SHIFT DIFFERENTIAL	2,509	3,100	1,641	3,100	3,100	3,100
6001006 OUT OF TITLE PAY	1,488	0	0	0	0	0
6001009 OTHER PERSONNEL SERVICES	6,776	5,950	6,340	5,950	5,950	5,950
0000010 Personnel Service Totals	1,103,432	1,294,071	960,553	1,353,590	1,353,590	1,353,590
0000040 Contractual Expenditures						
6004012 OFFICE SUPPLIES	1,043	0	759	0	0	0
6004021 BLDG MAINTENANCE SUPPLIES	34,556	38,000	37,715	42,000	42,000	42,000
6004022 FUEL AND HEATING SUPPLIES	6,352	30,000	15,401	32,000	32,000	32,000
6004023 BLDG AND GROUNDS SUPPLIES	20,171	33,800	23,821	40,000	40,000	40,000
6004030 FOOD AND BEVERAGES	495	0	0	0	0	0
6004040 MOTOR EQUIPMENT SUPPLIES	11,378	13,750	11,269	15,000	15,000	15,000
6004046 GAS OIL GREASE AND DIESEL FUEL	42,281	40,000	14,751	50,000	50,000	50,000
6004047 TIRES AND TUBES	2,622	4,000	0	4,000	4,000	4,000
6004048 MISC OPERATIONAL SUPPLIES	1,584	10,000	2,870	12,000	12,000	12,000
6004051 OPERATIONAL SUPPLIES	0	0	0	62,500	62,500	62,500
6004053 RECREATIONAL AND ACTIVITY SUPP	292	3,000	1,689	5,000	5,000	5,000
6004113 WATER AND SEWAGE CHARGES	9,812	15,850	9,709	20,000	20,000	20,000

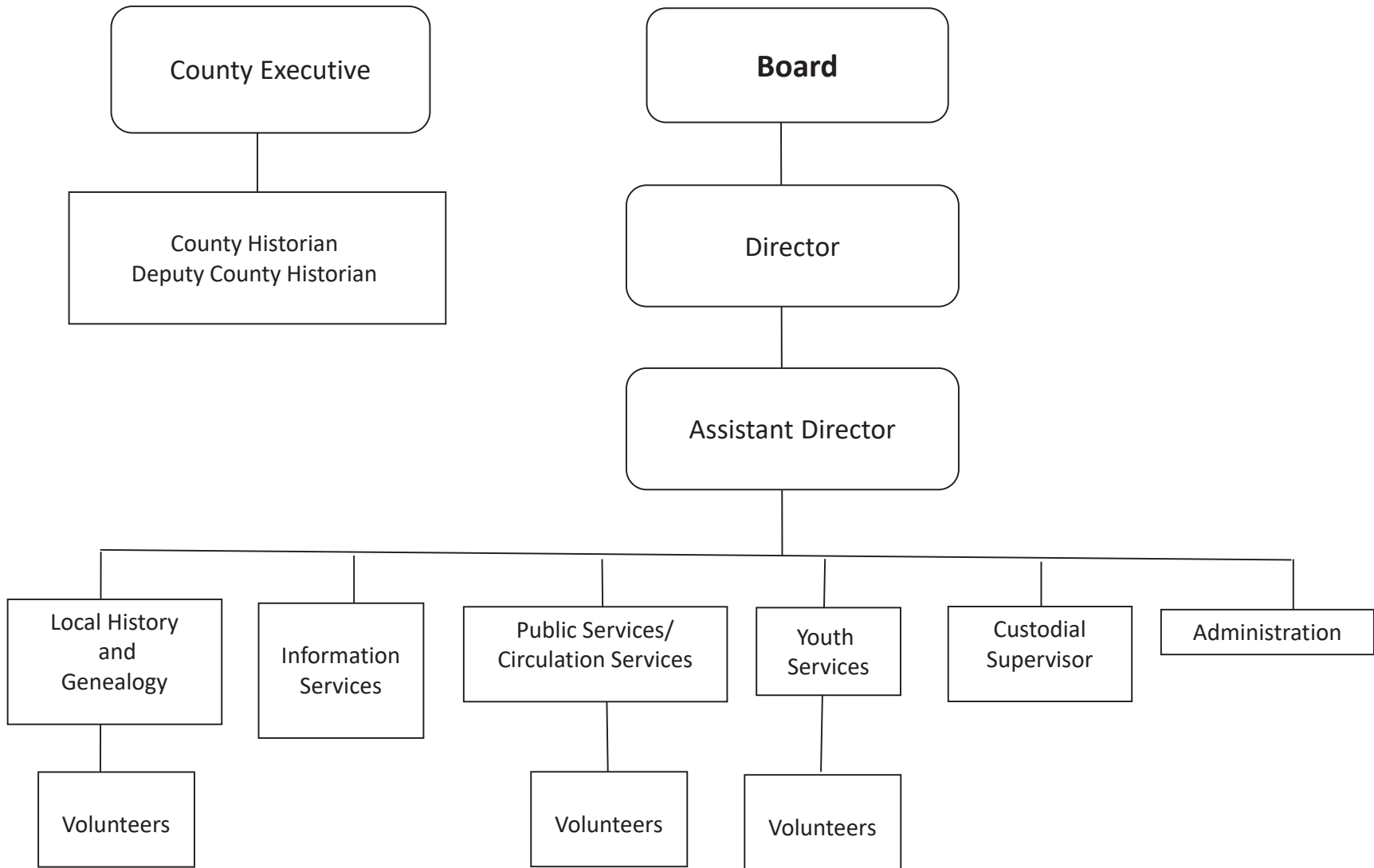
REPORT:BP033

BROOME COUNTY GOVERNMENT
REVENUE AND APPROPRIATION SUMMARY
BY DEPARTMENT AND DIVISION

FUND: 1010 General Operating
DEPT: 43000000 Parks and Recreation
DIV: 03 Parks & Rec-Parks

Account	2022 Actuals	2023 Budget	2023 YTD Actuals As of 11/20/23	2024 Budget Requested	2024 Budget Recommended	2024 Budget Adopted
6004115 ELECTRIC CURRENT	35,872	47,854	36,271	60,000	60,000	60,000
6004117 BUILDING AND GROUNDS EXPENSES	45,792	51,000	47,979	65,000	65,000	65,000
6004133 UNIFORM AND CLOTHING ALLOWANCE	4,651	9,475	3,589	12,000	12,000	12,000
6004138 OTHER OPERATIONAL EXPENSES	8,704	12,500	11,343	12,500	12,500	12,500
6004147 OTHER PROGRAM EXPENSE	-92	0	784	0	0	0
6004162 EDUCATION AND TRAINING	748	3,000	325	4,200	4,200	4,200
0000040 Contractual Expenditures Totals	226,261	312,229	218,275	436,200	436,200	436,200
0000041 Chargeback Expenses						
6004614 OTHER CHARGEBACK EXPENSES	19,167	20,000	20,000	17,000	17,000	17,000
6004615 GASOLINE CHARGEBACK	7,910	27,000	12,405	21,300	21,300	21,300
6004616 FLEET SERVICE CHARGEBACK	0	42,000	42,000	48,000	48,000	48,000
6004626 TRANSPORTATION SERVICES CHARGE	0	0	0	35,949	35,949	35,949
0000041 Chargeback Expenses Totals	27,077	89,000	74,405	122,249	122,249	122,249
0000080 Employee Benefits						
6008001 STATE RETIREMENT	131,589	184,630	132,049	160,731	160,731	160,731
6008002 SOCIAL SECURITY	81,230	101,993	70,904	99,033	99,033	99,033
6008006 LIFE INSURANCE	84	308	72	345	345	345
6008007 HEALTH INSURANCE	139,976	184,822	122,812	198,399	198,399	198,399
6008009 RETIREE HEALTH INSURANCE	372,089	390,913	322,729	385,239	385,239	385,239
0000080 Employee Benefits Totals	724,968	862,666	648,566	843,747	843,747	843,747
Exp Total for Div: 4303	2,081,738	2,557,966	1,901,799	2,755,786	2,755,786	2,755,786
Total for Div: 43000000	-2,080,945	-2,556,466	-1,900,550	-2,724,286	-2,724,286	-2,724,286
Total for Dept: 43000000	-2,509,560	-3,326,036	-2,462,657	-3,566,694	-3,566,694	-3,566,694

County Library



County Library

Mission Statement

To provide materials and services to ensure community residents meet their personal, educational, professional, and recreational information needs.

Description

The Library provides information for economic development within the community. Materials in various formats are provided to assist individuals and businesses in effectively responding to the changing marketplace. Special attention is devoted to currency of small business materials.

The Library serves as the gateway to reading and early literacy for children and young adults. Consideration is given to stimulating interest and appreciation of reading through programming and collection development.

The Library is the source of free recreational reading and life-long learning for community residents. Emphasis is placed on providing a broad range of current fiction, non-fiction, and informational support in a variety of formats for all ages and reading levels. Programming classes and collection development tools are employed to meet the needs of this diverse community.

The Library houses a unique group of local history and genealogy materials, joining collections of the Library, Broome County Historical Society, Broome County Historian and City of Binghamton Historian. This allows researchers access to a wide range of materials on the history of the local Broome County area and family histories.

The Library strives to build partnerships with local organizations to better serve the community. The Library partnered with Catholic Charities and the Klee Foundation to provide two peer support counselors that assist in connecting patrons to social service agencies in the area. The Library partnered with the Public Defenders office to create a period pantry that supplies menstrual products for people in the community. The Library is working with the Health Department, Rural Health Network, and the Community Foundation to provide fresh produce to the community. These are just a few examples of community partnerships that the Library has fostered.

The Library is comprised of two defined service areas. As part of county government, the Library serves the citizens residing within the political jurisdiction of Broome County. According to the 2020 federal census, this encompasses a geographical area of 707 square miles and a population of 198,683 from ages newborn to over 100. In addition, since the Library also serves as the Central Library for the Four County Library System, its service area effectively includes the residents of Chenango, Delaware, and Otsego Counties, an additional 3,343 square miles and 150,052 residents.

To meet the needs of this diverse patron base, the Library features the following service areas.

Information Services

- Broad based one-on-one or group research assistance.
- Accommodation of all ages and reading levels.
- An extensive collection that includes fiction, research materials, audiobooks, and DVDs.
- Online resources, eBooks, and audiobooks.
- Databases and research tools.
- Approachable and knowledgeable staff.
- Classes, workshops, and casual gatherings for adults covering a wide variety of interests.
- Individualized book recommendations.
- Public computers, free Wi-Fi, and tech instruction/support.

Youth Services

- Variety of materials and formats.
- Multiple copies of popular titles.
- Youth-friendly staff.
- Easy accessibility.
- Bilingual storytime.
- Ample and inviting space.
- Variety of early literacy and STEM programs for ages 0-18.
- Summer reading series to enhance school instruction throughout the year.

Public Services

- Programs and services for Broome County's most vulnerable residents.
- Space for learning and meeting.
- Approachable and knowledgeable staff.
- Clear signage.
- Accessible shelving.
- Appropriate technology for information discovery.
- Adequate bandwidth and Wi-Fi capability.
- Meeting rooms available for non-profit organizations, County and City departments.

Local History and Genealogy Center

- Cooperative materials collection.
- Extensive primary source documents, photographic, digital, and archival materials.
- Regional focus for genealogical and migration materials.
- Educational programs for local groups and schools.
- Periodical collection dealing with genealogy and history.
- Digitization projects for rare and archival materials.
- Indexing and abstracting of original materials for database.
- Microfilm copies of newspapers and census documents.

2024 Objectives

- Provide valuable research assistance, encourage reading in the community, materials searching support and youth literacy services to Broome County and the Four County Region.
- Provide quality services to the libraries in the Four County Library System.
- Implementation of our 2024-2027 Strategic Plan, based on a community needs assessment.
- Update Library collection for currency and relevancy.
- Continue to collaborate with local educational and non-profit organizations.
- Service groups and summer reading programs for children.
- Continue to obtain grant funding and seek partnerships from outside sources to increase services to the community.

2024 Budget Highlights

- Increased rental revenue, state aid, and city funding.
- Continue improving Library administration through the addition of an Assistant Director position.
- Increase collections budget to account for inflation.
- Improve communication with community through upgrades to the library website and an increase in the advertising and promotion budget.
- Continued resource sharing with the 42 libraries in the Four County Library System.
- Expansion of electronic resource materials.
- Maintain twenty-year-old facility in a safe and aesthetically pleasing manner.

County Library 40000008

<u>Title of Position</u>	<u>Grade/Unit</u>	2022 <u>Actuals</u>	As of June 15, 2023		2024 <u>Requested</u>	2024 <u>Recommended</u>	2024 <u>Adopted</u>
			Current <u>Authorized</u>				
<u>Full-Time Positions</u>							
Library Director III	F Admin	1	1		1	1	1
Assistant Library Director II	E Admin	0	1		1	1	1
Librarian III	20 CSEA	1	1		1	1	1
Librarian II	18 CSEA	2	2		2	2	2
Librarian I	16 CSEA	2	2		2	2	2
Library Assistant	13 CSEA	2	2		3	3	3
Principal Library Clerk	12 CSEA	1	1		1	1	1
Custodial Supervisor	11 CSEA	0	0		1	1	1
Senior Account Clerk*	9 CSEA	0	1		1	1	1
Senior Library Clerk	8 CSEA	2	2		2	2	2
Library Clerk	6 CSEA	3	3		3	3	3
Page	6 CSEA	1	1		1	1	1
Total Full-Time Positions		15	17		19	19	19
<u>Part-Time Positions</u>							
Custodial Worker	6 CSEA	4	4		3	3	3
Library Clerk	6 CSEA	5	5		6	6	6
Principal Account Clerk	13 CSEA	1	0		0	0	0
County Historian	CH	1	1		1	1	1
Deputy County Historian*	DCH	1	1		1	1	1
Total Part-Time Positions		12	11		11	11	11
Total Positions		27	28		30	30	30

*One position unfunded in 2024

BROOME COUNTY GOVERNMENT
REVENUE AND APPROPRIATION SUMMARY BY DEPARTMENT

FUND: 3150 Library Operating
DEPT: 40000000 County Library

Account	2022 Actuals	2023 Budget	2023 YTD Actuals As of 11/20/23	2024 Budget Requested	2024 Budget Recommended	2024 Budget Adopted
0000002 Departmental Income						
5000100 LIBRARY COPY FEES	9,045	8,000	9,636	12,000	12,000	12,000
5000177 RENTALS & FEES	6,780	7,500	6,000	8,500	8,500	8,500
5000189 OTHER LOCAL GOVERNMENTS	961,245	803,963	602,972	846,573	846,573	846,573
5000312 RENTAL CHARGEBACKS	47,000	47,000	47,000	49,000	49,000	49,000
5000426 MISCELLANEOUS	8,827	11,250	6,337	10,000	10,000	10,000
5000431 MISCELLANEOUS	0	15,000	0	15,000	15,000	15,000
0000002 Departmental Income Total	1,032,897	892,713	671,945	941,073	941,073	941,073
0000003 Use of Money						
5000451 INTEREST AND EARNINGS	2,405	500	36,131	17,500	17,500	17,500
5000470 VENDING MACHINE	103	900	0	0	0	0
5000471 COMMISSIONS	0	600	872	0	0	0
0000003 Use of Money Total	2,508	2,000	37,003	17,500	17,500	17,500
0000007 Misc Interfund Revenues						
5000530 REFUNDS OF PRIOR YEARS EXPENDI	2,212	0	1,778	0	0	0
5000531 GIFTS AND DONATIONS	503	1,000	0	500	500	500
5000545 CREDIT CARD REBATES	75	100	0	100	100	100
5000546 Trust Account Inflows	1,222	0	0	500	500	500
5000562 TRANSFER FROM GENERAL FUND	1,512,909	1,443,640	1,443,640	1,500,059	1,500,059	1,500,059
5000569 TRANSFER - DEBT SERVICE FUND	0	0	149	1,770	1,770	1,770
0000007 Misc Interfund Revenues Total	1,516,921	1,444,740	1,445,567	1,502,929	1,502,929	1,502,929
0000008 State Aid						
5000808 OTHER STATE AID	90,300	98,690	86,650	98,690	98,690	98,690
0000008 State Aid Total	90,300	98,690	86,650	98,690	98,690	98,690
0000009 Federal Aid						
5000952 ARRA DEBT REIMBURSEMENT	497	431	370	237	237	237
0000009 Federal Aid Total	497	431	370	237	237	237

REPORT:BP032

BROOME COUNTY GOVERNMENT
REVENUE AND APPROPRIATION SUMMARY BY DEPARTMENT

FUND: 3150 Library Operating
DEPT: 40000000 County Library

Account	2022 Actuals	2023 Budget	2023 YTD Actuals As of 11/20/23	2024 Budget Requested	2024 Budget Recommended	2024 Budget Adopted
Rev Totals for Dept: 40000000	2,643,123	2,438,574	2,241,535	2,560,429	2,560,429	2,560,429
0000010 Personnel Service						
6001000 SALARIES FULL-TIME	699,973	827,243	635,649	920,950	920,950	920,950
6001001 SALARIES PART-TIME	125,670	144,290	106,243	149,560	149,560	149,560
6001002 SALARIES TEMPORARY	16,280	1,201	26,657	20,070	20,070	20,070
6001003 SALARIES OVERTIME	11,997	0	7,615	0	0	0
0000010 Personnel Service Totals	853,920	972,734	776,164	1,090,580	1,090,580	1,090,580
0000040 Contractual Expenditures						
6004012 OFFICE SUPPLIES	785	2,400	2,507	2,000	2,000	2,000
6004021 BLDG MAINTENANCE SUPPLIES	2,110	1,000	184	1,000	1,000	1,000
6004022 FUEL AND HEATING SUPPLIES	19,079	26,000	10,830	26,000	26,000	26,000
6004023 BLDG AND GROUNDS SUPPLIES	4,947	4,300	5,962	4,300	4,300	4,300
6004030 FOOD AND BEVERAGES	67	100	0	100	100	100
6004048 MISC OPERATIONAL SUPPLIES	4,355	5,785	3,875	5,785	5,785	5,785
6004055 COMPUTER SOFTWARE AND SUPPLIES	76,696	69,994	65,357	70,684	70,684	70,684
6004056 COMPUTER EQUIPMENT(NON CAPITAL	1,325	5,000	2,343	5,000	5,000	5,000
6004070 BOOKS ADULT SERVICES	63,565	66,500	86,379	67,550	67,550	67,550
6004071 JUVENILE BOOKS	47,919	52,000	49,267	54,000	54,000	54,000
6004072 REFERENCE MATERIALS	372	0	0	0	0	0
6004073 SUBSCRIPTIONS	1,932	2,000	1,943	7,563	7,563	7,563
6004074 AUDIOVISUAL MATERIALS	25,547	40,000	25,571	33,000	33,000	33,000
6004075 ELECTRONIC ACCESS MATERIALS	37,522	32,980	28,757	33,650	33,650	33,650
6004100 POSTAGE AND FREIGHT	2,046	700	1,546	700	700	700
6004105 DUES AND MEMBERSHIPS	1,507	2,050	912	1,500	1,500	1,500
6004112 BLDG GROUNDS AND EQUIP REPAIR	9,454	2,060	1,882	2,060	2,060	2,060
6004113 WATER AND SEWAGE CHARGES	2,420	3,200	1,945	3,200	3,200	3,200
6004115 ELECTRIC CURRENT	41,415	65,000	50,316	48,000	48,000	48,000
6004117 BUILDING AND GROUNDS EXPENSES	66,785	41,014	33,651	42,807	42,807	42,807
6004136 OPERATIONAL EQUIPMENT REPAIRS	0	3,500	19,838	3,000	3,000	3,000
6004137 ADVERTISING AND PROMOTION EXPE	6,522	6,000	1,393	3,000	3,000	3,000
6004138 OTHER OPERATIONAL EXPENSES	18,254	16,000	25,829	16,000	16,000	16,000
6004147 OTHER PROGRAM EXPENSE	15,000	15,000	450	15,000	15,000	15,000
6004160 MILEAGE AND PARKING-LOCAL	433	1,000	890	700	700	700
6004161 TRAVEL HOTEL AND MEALS	2,114	1,850	3,642	2,000	2,000	2,000
6004162 EDUCATION AND TRAINING	1,451	2,000	1,805	2,000	2,000	2,000
6004165 ADVISORY BD/TRUSTEES EXPENSES	200	175	0	175	175	175

BROOME COUNTY GOVERNMENT
REVENUE AND APPROPRIATION SUMMARY BY DEPARTMENT

FUND: 3150 Library Operating
DEPT: 40000000 County Library

Account	2022 Actuals	2023 Budget	2023 YTD Actuals As of 11/20/23	2024 Budget Requested	2024 Budget Recommended	2024 Budget Adopted
6004193 HARDWARE MAINTENANCE	4,840	8,500	5,340	8,610	8,610	8,610
6004196 COPYING MACHINE RENTALS	4,631	4,800	4,248	7,000	7,000	7,000
6004504 OTHER FINANCIAL SERVICES	26	20	19	12	12	12
6004573 OTHER FEES FOR SERVICES	11,518	6,400	4,770	9,260	9,260	9,260
0000040 Contractual Expenditures Totals	474,837	487,328	441,451	475,656	475,656	475,656
0000041 Chargeback Expenses						
6004602 INSURANCE PREMIUM CHARGEBACK	18,089	21,274	15,956	26,181	26,181	26,181
6004604 DPW SECURITY CHARGEBACKS	116,717	103,178	77,384	105,991	105,991	105,991
6004606 TELEPHONE BILLING ACCOUNT	5,063	5,733	2,867	5,963	5,963	5,963
6004609 DATA PROCESSING CHARGEBACKS	127,942	54,609	22,480	56,892	56,892	56,892
6004617 DUPLICATING/PRINTING CHARGEBAC	29	0	116	166	166	166
6004618 OFFICE SUPPLIES CHARGEBACK	171	7	3	8	8	8
6004619 BUILDING SERVICE CHARGEBACK	32,251	5,000	3,750	5,000	5,000	5,000
6004634 Indirect Costs - Excess of Bud	113,922	0	0	0	0	0
0000041 Chargeback Expenses Totals	414,184	189,801	122,556	200,201	200,201	200,201
0000060 Principal on Indebtedness						
6006000 PRINCIPAL ON SERIAL BONDS	6,331	6,582	6,582	6,849	6,849	6,849
6006001 PRINCIPAL ON BANS	0	47,578	47,578	47,578	47,578	47,578
0000060 Principal on Indebtedness Totals	6,331	54,160	54,160	54,427	54,427	54,427
0000070 Interest on Indebtedness						
6007000 INTEREST ON SERIAL BONDS	1,412	1,028	1,027	628	628	628
6007001 INTEREST ON BANS	0	4,830	4,829	7,592	7,592	7,592
0000070 Interest on Indebtedness Totals	1,412	5,858	5,856	8,220	8,220	8,220
0000080 Employee Benefits						
6008001 STATE RETIREMENT	90,790	135,041	99,654	136,887	136,887	136,887
6008002 SOCIAL SECURITY	62,349	72,869	57,919	82,514	82,514	82,514
6008004 WORKERS COMPENSATION	3,839	5,808	4,356	6,304	6,304	6,304
6008006 LIFE INSURANCE	79	255	71	285	285	285
6008007 HEALTH INSURANCE	117,357	152,367	97,252	143,359	143,359	143,359
6008009 RETIREE HEALTH INSURANCE	336,283	352,348	288,330	351,529	351,529	351,529
6008012 EMPLOYEE TUITION REIMBURSEMENT	0	3,500	0	3,500	3,500	3,500

REPORT:BP032

BROOME COUNTY GOVERNMENT
REVENUE AND APPROPRIATION SUMMARY BY DEPARTMENT

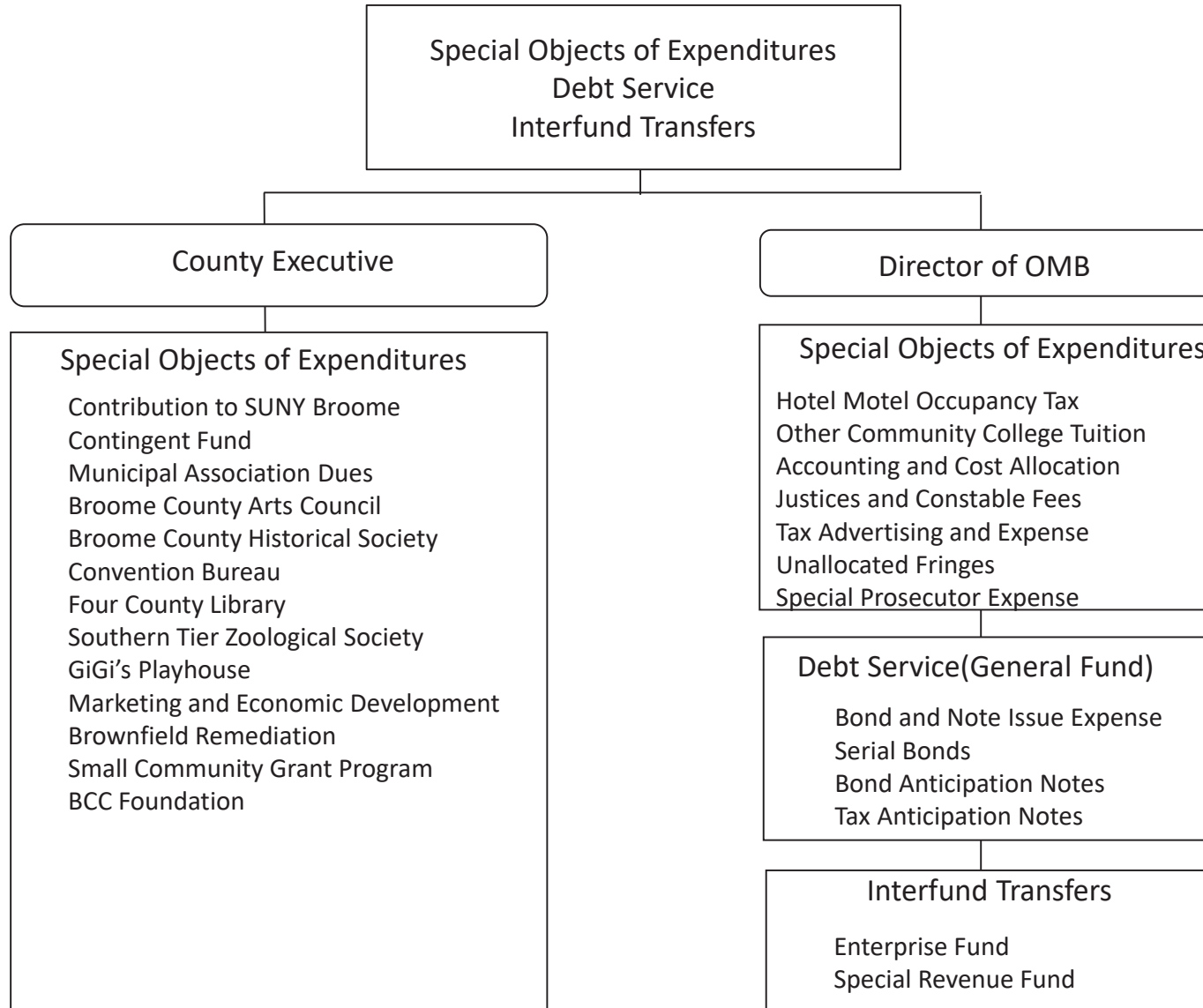
FUND: 3150 Library Operating
DEPT: 40000000 County Library

Account	2022 Actuals	2023 Budget	2023 YTD Actuals As of 11/20/23	2024 Budget Requested	2024 Budget Recommended	2024 Budget Adopted
6008013 HEALTH INS - RETIRE INCENTIVE	1,389	0	0	0	0	0
6008014 NYS ERS VDC EXPENSE	-1,441	6,505	5,648	6,967	6,967	6,967
0000080 Employee Benefits Totals	610,645	728,693	553,230	731,345	731,345	731,345
Exp Totals for Dept: 40000000	2,361,329	2,438,574	1,953,417	2,560,429	2,560,429	2,560,429
Total for Dept: 40000000	281,794	0	288,118	0	0	0

Unallocated Items

<u>Department/Division</u>	<u>Page</u>
Special Objects of Expenditures	410
Debt Service	416
Interfund Transfers	419

Unallocated Items



Unallocated Items

Special Objects of Expenditures

Special Objects are general estimated revenue and appropriation items not presented in a specific department. The components are special objects of expenditure, debt service and inter-fund transfers.

Estimated Revenue

Hotel/Motel Occupancy Tax (5000011) records the estimated revenue to be received from the 3% occupancy tax on room rentals.

Occupancy Tax Economic Development (5000012) records the estimated revenue to be received from the 2% occupancy tax on room rentals.

Charges for Tax Advertising (5000103) are fees assessed on properties which are published as delinquent.

Appropriations

Discretionary Salary Savings (6001011) offsets salary appropriations in operating departments by an amount typically unexpended due to attrition.

Other Community College Tuition (6004182) is the cost of county residents attending other New York State Community colleges.

Contribution to Broome Community College (SUNY Broome) (6004183) is the county share of college operating costs. This is a transfer of resources to balance the Community College budget. The County Legislature adopts the college budget in June specifying the county's local sponsor share.

Accounting and Cost Allocation Services (6004500) are the unallocated costs associated with the annual cost allocation plan.

Justices and Constable Fees (6004535) are costs incurred by town courts operating outside of normal County Court hours. This account is administered by the Law Department.

The Contingent Fund (6004581) account is defined in Article VI, Section 604, B, (2) of the Broome County Charter and Section 609 of the Administrative Code. It is a provision for expected expenditures which may arise during the year.

Tax Advertising and Expense (6004585) is the cost of publishing tax delinquency.

Municipal Association Dues (6004586) are for membership in the New York State Association of Counties and New York State County Executive Association.

The Broome County Arts Council (6005000) is a private non-profit service organization funded by local contributors. It awards 90% of its funding to local arts and cultural institutions, organizations and individual artists in Broome County. Other services include public advocacy for the arts, grants seminars, board trainings, arts promotion for economic development, educations and community building, public clearinghouse for events, grant and artist opportunities and referrals. This appropriation is funded by the county occupancy tax.

The Discovery Center of the Southern Tier (6005003) is a hands-on interactive children's museum, in Binghamton's Ross Park. The Discovery Center fosters play, sparks creative thinking, and builds self-esteem in children.

The Broome County Historical Society (6005015) promotes research of local history and genealogy through publications, exhibitions and educational programs. This appropriation is funded by the county occupancy tax.

The Broome County Cooperative Extension Association (6005016) puts knowledge to work in pursuit of economic vitality, ecological sustainability and social well-being. They bring local experience and research based solutions together, helping New York State families and communities thrive in our rapidly changing world.

The Convention Bureau (6005022) is part of the Broome County Chamber of Commerce. It attracts meetings, conferences, trade shows and visitors to Broome County. This appropriation is funded by the county occupancy tax.

The Four County Library System (6005023) provides bookmobile service to thirteen communities, nursing homes and correctional facilities. It also provides delivery service to public libraries in the service area, allowing enhanced and efficient service. This appropriation is funded by the county occupancy tax.

The Southern Tier Zoological Society, Inc. (Ross Park Zoo) (6005025) provides a wide variety of exhibits, an outreach program via a Zoo-mobile, guided and non-guided tours, educational programs, picnic facilities, a free carousel and special events. Opened in 1875, it is the nation's fifth oldest zoo. This appropriation is funded by the county occupancy tax.

Marketing/Economic Development (6005026) appropriations provide funding for various economic initiatives.

Brownfield Remediation (6005035) provides funding for clean-up of contaminated properties.

Small Community Grant Program (6005041) facilitates economic development and community growth with local governments and non-profit corporations.

GiGi's Playhouse (6005044) located in Vestal, provides free educational, therapeutic-based and career development programs for individuals with Down syndrome, their families and the community.

Unallocated Employee Benefits includes certain retiree health insurance (6008009) and unemployment costs (6008011).

BROOME COUNTY GOVERNMENT
 REVENUE AND APPROPRIATION SUMMARY BY DEPARTMENT

FUND: 1010 General Operating
 DEPT: 90000000 Special Objects

Account	2022 Actuals	2023 Budget	2023 YTD Actuals As of 11/20/23	2024 Budget Requested	2024 Budget Recommended	2024 Budget Adopted
0000001 Tax Items						
5000011 HOTEL/MOTEL OCCUPANCY TAX	1,395,079	1,152,000	1,180,075	1,177,000	1,177,000	1,177,000
5000012 OCC TAX ECO DEV	930,052	765,000	786,717	765,000	765,000	765,000
0000001 Tax Items Total	2,325,131	1,917,000	1,966,792	1,942,000	1,942,000	1,942,000
0000002 Departmental Income						
5000103 CHGS FOR TAX ADV/REDEMPTION EX	15,036	13,000	3,381	13,000	13,000	13,000
5000333 OTHER DEPARTMENTAL CHARGEBACK	0	38,749	0	49,359	49,359	49,359
0000002 Departmental Income Total	15,036	51,749	3,381	62,359	62,359	62,359
0000005 Fines and Forfeitures						
5000490 FINES & FORFEITED BAIL	75	0	0	0	0	0
5000493 HANDICAPPED PARKING SURCHARGE	-6,693	0	0	0	0	0
0000005 Fines and Forfeitures Total	-6,618	0	0	0	0	0
0000007 Misc Interfund Revenues						
5000561 TRANSFER FROM RESERVE FUND	0	400,000	400,000	150,000	150,000	150,000
0000007 Misc Interfund Revenues Total	0	400,000	400,000	150,000	150,000	150,000
0000009 Federal Aid						
5000992 CARES ACT	156,777	0	0	0	0	0
0000009 Federal Aid Total	156,777	0	0	0	0	0
Rev Totals for Dept: 90000000	2,490,326	2,368,749	2,370,173	2,154,359	2,154,359	2,154,359
0000010 Personnel Service						
6001011 DISCRETIONARY SALARY SAVINGS	0	-3,196,754	0	-3,196,754	-3,094,426	-3,094,426
0000010 Personnel Service Totals	0	-3,196,754	0	-3,196,754	-3,094,426	-3,094,426

REPORT:BP032

BROOME COUNTY GOVERNMENT
REVENUE AND APPROPRIATION SUMMARY BY DEPARTMENT

FUND: 1010 General Operating
DEPT: 90000000 Special Objects

Account	2022 Actuals	2023 Budget	2023 YTD Actuals As of 11/20/23	2024 Budget Requested	2024 Budget Recommended	2024 Budget Adopted
0000040 Contractual Expenditures						
6004137 ADVERTISING AND PROMOTION EXPE	14,477	30,000	14,972	30,000	30,000	30,000
6004147 OTHER PROGRAM EXPENSE	0	39,037	0	39,037	39,037	39,037
6004182 OTHER COMM COLLEGES TUITION	1,051,580	1,100,000	1,225,851	1,200,000	1,200,000	1,200,000
6004183 CONTRIBUTION TO BROOME COMM CO	7,407,385	7,481,459	7,481,460	7,556,274	7,556,274	7,556,274
6004500 ACCTG AND COST ALLOCATION SERV	2,900	2,900	2,900	2,900	2,900	2,900
6004504 OTHER FINANCIAL SERVICES	0	0	0	70	70	70
6004535 JUSTICES AND CONSTABLE FEES	9,430	10,000	1,710	10,000	10,000	10,000
6004542 SPECIAL PROSECUTOR EXPENSE	101,644	200,000	15,412	200,000	200,000	200,000
6004581 CONTINGENT FUND	0	210,000	0	210,000	210,000	210,000
6004585 TAX ADVERTISING AND EXPENSE	10,126	12,000	9,728	12,000	12,000	12,000
6004586 MUNICIPAL ASSN DUES	0	32,920	24,597	33,562	33,562	33,562
6005000 BROOME COUNTY ARTS COUNCIL	103,794	103,794	77,846	150,000	103,794	103,794
6005003 DISCOVERY CENTER	0	5,000	5,000	28,000	5,000	5,000
6005015 BROOME COUNTY HISTORICAL SOCIE	14,008	14,008	14,008	17,510	14,008	14,008
6005016 BROOME CO COOP EXT ASSN	0	446,342	334,757	456,951	456,951	456,951
6005022 CONVENTION BUREAU	303,148	303,148	227,361	438,148	328,148	328,148
6005023 FOUR COUNTY LIBRARY SYSTEM	10,000	10,000	10,000	10,000	10,000	10,000
6005025 SO TIER ZOOLOGICAL SOC	259,000	259,000	259,000	275,000	259,000	259,000
6005026 MARKETING/ECONOMIC DEVELOPMENT	579,149	545,000	424,481	545,000	545,000	545,000
6005035 BROWNFIELD REMEDIATION MUNICIP	0	220,000	0	220,000	220,000	220,000
6005041 SMALL COMMUNITY GRANT PROGRAM	85,813	1,150,000	587,211	650,000	150,000	150,000
6005044 GIGI'S PLAYHOUSE	10,000	10,000	10,000	10,000	10,000	10,000
0000040 Contractual Expenditures Totals	9,962,454	12,184,608	10,726,294	12,094,452	11,395,744	11,395,744
0000041 Chargeback Expenses						
6004601 INDIRECT COSTS	0	0	0	8,755	8,755	8,755
0000041 Chargeback Expenses Totals	0	0	0	8,755	8,755	8,755
0000080 Employee Benefits						
6008001 STATE RETIREMENT	0	-1,149,506	0	-1,149,506	-1,136,398	-1,136,398
6008002 SOCIAL SECURITY	0	-169,706	0	-169,706	-161,878	-161,878
6008009 RETIREE HEALTH INSURANCE	62,621	70,520	58,766	263,364	263,364	263,364
6008013 HEALTH INS - RETIRE INCENTIVE	4,539	4,450	0	0	0	0
0000080 Employee Benefits Totals	67,160	-1,244,242	58,766	-1,055,848	-1,034,912	-1,034,912

REPORT:BP032

BROOME COUNTY GOVERNMENT
REVENUE AND APPROPRIATION SUMMARY BY DEPARTMENT

FUND: 1010 General Operating
DEPT: 90000000 Special Objects

Account	2022 Actuals	2023 Budget	2023 YTD Actuals As of 11/20/23	2024 Budget Requested	2024 Budget Recommended	2024 Budget Adopted
0000090 Transfers						
6009002 TRANSFER TO GRANT FUND	0	1,500,000	1,500,000	0	0	0
0000090 Transfers Totals	0	1,500,000	1,500,000	0	0	0
Exp Totals for Dept: 90000000	10,029,614	9,243,612	12,285,060	7,850,605	7,275,161	7,275,161
Total for Dept: 90000000	-7,539,288	-6,874,863	-9,914,887	-5,696,246	-5,120,802	-5,120,802

Debt Service

General Fund

Definition

This department (91000099) accounts for appropriations to pay principal and interest on debt issued to benefit activities accounted for in the General Fund. It includes debt service for Broome Community College. Debt service related to projects undertaken for the New York State Courts System is a county responsibility and included here.

Bond and Note Issue Expense appropriates the costs associated with issuing debt for the entire county. These include bond counsel legal advice, financial advisor services, advertising and printing costs.

Principal and interest amounts for serial bonds, bond anticipation notes, and tax anticipation notes are presented separately.

Other Financial Services are MBBA costs associated with a 2010 borrowing and ARRA Debt Reimbursement is federal aid revenue that is associated with the same issuance.

BROOME COUNTY GOVERNMENT
 REVENUE AND APPROPRIATION SUMMARY BY DEPARTMENT

FUND: 1010 General Operating
 DEPT: 91000000 Debt Service (General Fund)

Account	2022 Actuals	2023 Budget	2023 YTD Actuals As of 11/20/23	2024 Budget Requested	2024 Budget Recommended	2024 Budget Adopted
0000007 Misc Interfund Revenues						
5000561 TRANSFER FROM RESERVE FUND	0	701,706	701,706	631,053	631,053	631,053
5000563 TRANSFER FROM CAPITAL FUND	25,406	0	0	0	0	0
5000569 TRANSFER - DEBT SERVICE FUND	416,653	88,200	159,816	321,700	321,700	321,700
0000007 Misc Interfund Revenues Total	442,059	789,906	861,522	952,753	952,753	952,753
0000009 Federal Aid						
5000952 ARRA DEBT REIMBURSEMENT	103,205	89,766	76,839	50,844	50,844	50,844
0000009 Federal Aid Total	103,205	89,766	76,839	50,844	50,844	50,844
Rev Totals for Dept: 91000000	545,264	879,672	938,361	1,003,597	1,003,597	1,003,597
0000040 Contractual Expenditures						
6004502 BOND AND NOTE ISSUE EXPENSE	57,605	150,000	143,452	150,000	150,000	150,000
6004504 OTHER FINANCIAL SERVICES	5,423	3,947	3,947	2,481	2,481	2,481
0000040 Contractual Expenditures Totals	63,028	153,947	147,399	152,481	152,481	152,481
0000060 Principal on Indebtedness						
6006000 PRINCIPAL ON SERIAL BONDS	1,877,236	2,728,524	2,728,524	3,293,553	3,293,553	3,293,553
6006001 PRINCIPAL ON BANS	3,108,411	3,888,347	3,888,347	4,319,767	4,319,767	4,319,767
0000060 Principal on Indebtedness Totals	4,985,647	6,616,871	6,616,871	7,613,320	7,613,320	7,613,320
0000070 Interest on Indebtedness						
6007000 INTEREST ON SERIAL BONDS	527,550	646,146	646,146	1,090,246	1,090,246	1,090,246
6007001 INTEREST ON BANS	275,492	688,494	688,493	862,627	862,627	862,627
0000070 Interest on Indebtedness Totals	803,042	1,334,640	1,334,639	1,952,873	1,952,873	1,952,873
Exp Totals for Dept: 91000000	5,851,717	8,105,458	8,098,909	9,718,674	9,718,674	9,718,674

REPORT:BP032

BROOME COUNTY GOVERNMENT
 REVENUE AND APPROPRIATION SUMMARY BY DEPARTMENT

FUND: 1010 General Operating
 DEPT: 91000000 Debt Service (General Fund)

Account	2022 Actuals	2023 Budget	2023 YTD Actuals As of 11/20/23	2024 Budget Requested	2024 Budget Recommended	2024 Budget Adopted
Total for Dept: 91000000	-5,306,453	-7,225,786	-7,160,548	-8,715,077	-8,715,077	-8,715,077

Interfund Transfers

General Fund

Definition

This department (92000099) accounts for the resources transferred from the General Fund to support operations accounted for in other funds.

Governmental operating fund budgets must be balanced, with estimated revenues equal to appropriations. Transfers to make the funds balanced appear as required tax support in the Summary by Fund.

Inter-fund transfers are appropriations in the General Fund and estimated revenues in the funds to which resources are to be transferred. Because of this doubling effect on both appropriations and estimated revenues inter-fund transfers are not included when calculating the total of the county operating budget.

REPORT:BP032

BROOME COUNTY GOVERNMENT
REVENUE AND APPROPRIATION SUMMARY BY DEPARTMENT

FUND: 1010 General Operating

DEPT: 92000000 Interfund Transfers

Account	2022 Actuals	2023 Budget	2023 YTD Actuals As of 11/20/23	2024 Budget Requested	2024 Budget Recommended	2024 Budget Adopted
0000007 Misc Interfund Revenues						
5000580 UNUSED CAPITAL FUND	30,348	0	0	0	0	0
0000007 Misc Interfund Revenues Total	30,348	0	0	0	0	0
Rev Totals for Dept: 92000000	30,348	0	0	0	0	0
0000090 Transfers						
6009002 TRANSFER TO GRANT FUND	-1,336,143	0	0	0	0	0
6009003 TRANSFER TO ENTERPRISE FUND	17,198,440	3,507,808	3,507,808	7,452,443	7,452,443	7,452,443
6009004 CONTB TO COMM COLLEGE	2,049,619	0	0	0	0	0
6009006 TRANSFER TO SPECIAL REV FUND	14,380,296	15,073,184	15,073,184	15,613,066	15,613,066	15,613,066
6009007 TRANSFER TO INTERNAL SERVICES	150,000	0	0	1,100,000	1,100,000	1,100,000
0000090 Transfers Totals	32,442,212	18,580,992	18,580,992	24,165,509	24,165,509	24,165,509
Exp Totals for Dept: 92000000	32,442,212	18,580,992	18,580,992	24,165,509	24,165,509	24,165,509
Total for Dept: 92000000	-32,411,864	-18,580,992	-18,580,992	-24,165,509	-24,165,509	-24,165,509

Capital Budget

<u>Department/Division</u>	<u>Page</u>
2024 Capital Program	422
Summary of Debt	434
History of Debt Service	436
Serial Bonds	437
Bond Anticipation Notes	463
Statement of Authorized Unissued Debt	473
Authorized Capital Projects	479
Debt Statement Summary	488
Community College Debt Liability and Payment History	489

Capital Budget

2024 Adopted Capital Program

Project Title and Description	Estimated Project Cost	Funding Sources				Bond Authority	Annual Added To Taxes	YPU	LFL Sect 11	Percent Increase Taxes
		Federal	State	County	Fees/Other					
AVIATION										
ACQUIRE SNOW REMOVAL EQUIPMENT - MTE (REPLACEMENT) Acquire snow removal equipment - Multi-function equipment (broom and plow). Replaces equipment that has reached the end of its design life.	\$951,000	\$855,000	\$48,000	\$0	\$48,000	\$951,000	\$0	15	28	0.0000 %
AVIATION 2024 Total	\$951,000	\$855,000	\$48,000	\$0	\$48,000	\$951,000	\$0			0.0000 %
BCC										
BUSINESS BUILDING RENOVATIONS Renovations to the Business Building including replacement of aged and failing roof and elevator upgrades.	\$500,000	\$0	\$250,000	\$250,000	\$0	\$500,000	\$21,706	15	12(a)2	0.0300 %
DECKER HEALTH SCIENCE RENOVATIONS - PHASE IV Phase IV of the Decker Health Science building renovation including HVAC; nursing program lab equipment technology upgrades; classroom renovations and lab equipment technology upgrades for dental hygiene and radiology technology programs.	\$3,800,000	\$1,700,000	\$1,900,000	\$200,000	\$0	\$3,800,000	\$44,296	5	32	0.0612 %
INFORMATION TECHNOLOGY UPGRADES Upgrade campus infrastructure technology (both hardware and software), including classroom teaching technology, servers, fiber optic networks, and computers.	\$900,000	\$450,000	\$450,000	\$0	\$0	\$900,000	\$0	5	32	0.0000 %
NATURAL SCIENCE CENTER RENOVATIONS Classroom upgrades in the Natural Science Center including expanding the capacity of organic chemistry labs and updating classroom technology.	\$47,742	\$0	\$23,871	\$23,871	\$0	\$47,742	\$5,287	5	32	0.0073 %
BCC 2024 Total	\$5,247,742	\$2,150,000	\$2,623,871	\$473,871	\$0	\$5,247,742	\$71,290			0.0985 %

“Property Tax” is calculated with the YPU and Bond amount. This does not include any portion of a project that is supported by fees.

2024 Adopted Capital Program

Project Title and Description	Estimated Project Cost	Funding Sources				Bond Authority	Annual Added To Taxes	YPU	LFL Sect 11	Percent Increase Taxes
		Federal	State	County	Fees/Other					
<i>COUNTY CLERK - RECORDS</i>										
Repair Permanent Land Records The Clerk's Office houses books of land records going back to 1806. Some of those older books are fragile after many years of use. Some have to be repaired and rebound. Others still in need of repairing and rebinding have been removed from general circulation. Many of these books contain records from 1910 and earlier which are required by NYS regulations to maintain in physical copies. These fragile, older land records need to be repaired and returned to circulation to allow searchers to access the information they need. A similar capital project was approved for book repair in 2019.	\$84,500	\$0	\$0	\$84,500	\$0	\$84,500	\$18,715	5	72	0.0259 %
COUNTY CLERK - RECORDS 2024 Total	\$84,500	\$0	\$0	\$84,500	\$0	\$84,500	\$18,715			0.0259 %
<i>COUNTY CLERK - RECORDS MANAGEMENT</i>										
DIGITIZE PERMANENT COUNTY RECORDS This project continues the in-house scanning and digitizing of permanent paper records for county departments. Past projects have included the scanning of documents for the County Clerk, Security/CIU, Health Department, Health Department COVID-19, Willow Point and Public Defender. The current Records Center houses over 13,000 boxes of records.	\$175,000	\$0	\$0	\$175,000	\$0	\$175,000	\$38,759	5	72	0.0536 %
COUNTY CLERK - RECORDS MANAGEMENT 2024 Total	\$175,000	\$0	\$0	\$175,000	\$0	\$175,000	\$38,759			0.0536 %

“Property Tax” is calculated with the YPU and Bond amount. This does not include any portion of a project that is supported by fees.

2024 Adopted Capital Program

Project Title and Description	Estimated Project Cost	Funding Sources				Bond Authority	Annual Added To Taxes	YPU	LFL Sect 11	Percent Increase Taxes
		Federal	State	County	Fees/Other					
DPW - ENGINEERING										
COUNTY REGULATORY/ENVIRONMENTAL COMPLIANCE/MAINTENANCE To address various environmental compliance issues at County properties (including facilities, parks and watersheds) related to State and Federal rules and requirement issues that are encountered.	\$175,000	\$0	\$0	\$175,000	\$0	\$175,000	\$38,759	5	35	0.0536 %
PETROLEUM BULK STORAGE TANK REPLACEMENT Program for replacement of bulk petroleum storage tanks at various county facilities and parks.	\$600,000	\$0	\$0	\$600,000	\$0	\$600,000	\$52,095	15	35	0.0720 %
WATERSHED SITE 13 COMPLIANCE UPGRADE DESIGN/PERMIT Design and permitting phase for upgrades to watershed Site 13 to bring County flood control structure up to NYSDEC Dam criteria standards and address other deficiencies.	\$280,000	\$0	\$0	\$280,000	\$0	\$280,000	\$62,015	5	62a	0.0857 %
DPW - ENGINEERING 2024 Total	\$1,055,000	\$0	\$0	\$1,055,000	\$0	\$1,055,000	\$152,869			0.2113 %

“Property Tax” is calculated with the YPU and Bond amount. This does not include any portion of a project that is supported by fees.

2024 Adopted Capital Program

Project Title and Description	Estimated Project Cost	Funding Sources				Bond Authority	Annual Added To Taxes	YPU	LFL Sect 11	Percent Increase Taxes
		Federal	State	County	Fees/Other					
DPW - ENGINEERING B&G										
COUNTY BUILDING RENOVATION / MAINTENANCE General Renovations/Maintenance and related equipment replacement at various County Facilities.	\$75,000	\$0	\$0	\$75,000	\$0	\$75,000	\$16,611	5	35	0.0230 %
COUNTY BUILDINGS HVAC UPGRADES R22 units, chiller, boiler, VAV/DDC and obsolete controls replacements at various County Facilities.	\$400,000	\$0	\$0	\$400,000	\$0	\$400,000	\$88,593	5	13	0.1225 %
COURT COMPLEX RENOVATIONS / MAINTENANCE Court Complex General repairs/maintenance, courtroom/office, building renovations and all necessary abatements.	\$150,000	\$0	\$0	\$150,000	\$0	\$150,000	\$33,222	5	35	0.0459 %
DPW EQUIPMENT REPLACEMENT Replace backhoe, chipper/shredder, and other related equipment.	\$175,000	\$0	\$0	\$175,000	\$0	\$175,000	\$15,194	15	28	0.0210 %
EDWIN L. CRAWFORD COB RENOVATIONS & MAINTENANCE General office/floor renovations and maintenance throughout building. Associated furniture, fixtures, and equipment.	\$700,000	\$0	\$0	\$700,000	\$0	\$700,000	\$155,037	5	35	0.2143 %
FIRE ALARM SYSTEMS UPGRADE Upgrade obsolete fire panels/equipment and systems at various County facilities.	\$300,000	\$0	\$0	\$300,000	\$0	\$300,000	\$36,072	10	25	0.0499 %
PUBLIC SAFETY RENOVATIONS & MAINTENANCE Replacement doors, painting in the pods, general maintenance/repairs and related equipment replacements.	\$100,000	\$0	\$0	\$100,000	\$0	\$100,000	\$22,148	5	35	0.0306 %
ROOF REPAIRS AT COUNTY FACILITIES Replacement and repair of various county facilities roofs.	\$350,000	\$0	\$0	\$350,000	\$0	\$350,000	\$30,389	15	12(a)(2)	0.0420 %

“Property Tax” is calculated with the YPU and Bond amount. This does not include any portion of a project that is supported by fees.

2024 Adopted Capital Program

<i>Project Title and Description</i>	<i>Estimated Project Cost</i>	<i>Funding Sources</i>				<i>Bond Authority</i>	<i>Annual Added To Taxes</i>	<i>YPU</i>	<i>LFL Sect 11</i>	<i>Percent Increase Taxes</i>
		<i>Federal</i>	<i>State</i>	<i>County</i>	<i>Fees/Other</i>					
SENIOR CENTER RENOVATIONS General renovations, repairs, and maintenance to centers.	\$25,000	\$0	\$0	\$25,000	\$0	\$25,000	\$5,537	5	35	0.0077 %
TPT EQUIPMENT REPLACEMENT Replace snow equipment, sweepers, snowblowers, and all other related equipment.	\$30,000	\$0	\$10,000	\$10,000	\$10,000	\$30,000	\$2,215	5	35	0.0031 %
TPT RENOVATIONS / MAINTENANCE General Repairs/Maintenance, Design work, and related equipment replacement in the parking ramp of the Government Plaza. With the 1/3 Tri-Partite split.	\$600,000	\$0	\$200,000	\$200,000	\$200,000	\$600,000	\$44,296	5	35	0.0612 %
DPW - ENGINEERING B&G 2024 Total	\$2,905,000	\$0	\$210,000	\$2,485,000	\$210,000	\$2,905,000	\$449,315			0.6211 %
<i>DPW - HIGHWAYS</i>										
COUNTY PAVEMENT MAINTENANCE (FACILITIES/PARKS) Pavement maintenance including milling and overlay at various sites.	\$500,000	\$0	\$0	\$500,000	\$0	\$500,000	\$60,121	10	20 (f)	0.0831 %
HIGHWAY RECONSTRUCTION/REHABILITATION Reconstruction and rehabilitation of county highways as needed based on pavement condition, sufficiency and priority.	\$2,500,000	\$0	\$0	\$2,500,000	\$0	\$2,500,000	\$217,063	15	20 (c)	0.3000 %
VESTAL RD / SYCAMORE RD INTERSECTION UPGRADES County cost share of a Transportation Enhancement Program project managed by the Town of Vestal to extend the Vestal Rail Trail including upgrade to a County road intersection. Cost share is for intersection work only.	\$124,000	\$0	\$0	\$124,000	\$0	\$124,000	\$10,766	15	20©	0.0149 %
DPW - HIGHWAYS 2024 Total	\$3,124,000	\$0	\$0	\$3,124,000	\$0	\$3,124,000	\$287,950			0.3980 %

“Property Tax” is calculated with the YPU and Bond amount. This does not include any portion of a project that is supported by fees.

2024 Adopted Capital Program

Project Title and Description	Estimated Project Cost	Funding Sources				Bond Authority	Annual Added To Taxes	YPU	LFL Sect 11	Percent Increase Taxes
		Federal	State	County	Fees/Other					
<i>DPW - HIGHWAYS/ENGINEERING/BRIDGES</i>										
BRIDGE JOINT MAINTENANCE REPAIRS Design and construction of maintenance repairs and replace bridge joints and repair adjacent structural steel on 3-6 County bridges; to extend the life expectancy of these structures before a major rehabilitation and/or replacement is needed.	\$200,000	\$0	\$0	\$200,000	\$0	\$200,000	\$14,072	20	10	0.0195 %
Center Village Bridge Demolition Demolition of Center Village Bridge in the Town of Colesville.	\$250,000	\$0	\$0	\$250,000	\$0	\$250,000	\$30,060	10	12a	0.0416 %
COUNTY BRIDGE AND CULVERT REPAIRS Repair and/or replacement of County bridges and culverts to address structural and/or safety flags resulting from NYSDOT biennial inspection of bridges and County DPW inspection of culverts with 5 foot and over span.	\$500,000	\$0	\$0	\$500,000	\$0	\$500,000	\$35,181	20	10	0.0486 %
CR177 BRIDGE (BIN 3358690) PAINT/MAINT CONST Construction phase for painting/maintenance project CR177 Colesville Rd Extension bridge (BIN 3358690) over the Susquehanna River.	\$2,170,000	\$1,736,000	\$0	\$434,000	\$0	\$2,170,000	\$52,185	10	10	0.0721 %
DPW - HIGHWAYS/ENGINEERING/BRIDGES 2024 Total	\$3,120,000	\$1,736,000	\$0	\$1,384,000	\$0	\$3,120,000	\$131,498			0.1818 %
<i>DPW - HIGHWAYS/ROAD MACHINERY</i>										
HIGHWAY EQUIPMENT REPLACEMENT Replacement of construction and snow removal equipment.	\$1,000,000	\$0	\$0	\$1,000,000	\$0	\$1,000,000	\$86,825	15	28	0.1200 %
DPW - HIGHWAYS/ROAD MACHINERY 2024 Total	\$1,000,000	\$0	\$0	\$1,000,000	\$0	\$1,000,000	\$86,825			0.1200 %

“Property Tax” is calculated with the YPU and Bond amount. This does not include any portion of a project that is supported by fees.

2024 Adopted Capital Program

Project Title and Description	Estimated Project Cost	Funding Sources				Bond Authority	Annual Added To Taxes	YPU	LFL Sect 11	Percent Increase Taxes
		Federal	State	County	Fees/Other					
<i>DPW - SECURITY</i>										
SCREENING STATION UPDATES FOR 3 LOCATIONS Replace three security screening stations (x-ray units) and associated equipment to screen both people and baggage.	\$115,000	\$0	\$0	\$115,000	\$0	\$115,000	\$25,470	5	32	0.0352 %
DPW - SECURITY 2024 Total	\$115,000	\$0	\$0	\$115,000	\$0	\$115,000	\$25,470			0.0352 %
<i>ELECTIONS</i>										
Voting Machine Upgrade Voting machines have reached the end of there useful life and need to be upgraded to meet minimum standards.	\$1,758,864	\$0	\$0	\$1,758,864	\$0	\$1,758,864	\$211,488	10	31	0.2923 %
ELECTIONS 2024 Total	\$1,758,864	\$0	\$0	\$1,758,864	\$0	\$1,758,864	\$211,488			0.2923 %
<i>EMERGENCY SERVICES</i>										
EMERGENCY SERVICES WAREHOUSE UPGRADES Physical upgrades and changes to support Emergency Services wearhouse operations, including construction, mainteance, furniture, fixtures and equipment.	\$100,000	\$0	\$0	\$100,000	\$0	\$100,000	\$22,148	5	35	0.0306 %
PUBLIC SAFETY RADIO SYSTEM Purchase and install an additional network redundancy equipment and associated radio equipment for the county-wide Public Safety Radio System.	\$250,000	\$0	\$0	\$0	\$250,000	\$250,000	\$0	10	13	0.0000 %
EMERGENCY SERVICES 2024 Total	\$350,000	\$0	\$0	\$100,000	\$250,000	\$350,000	\$22,148			0.0306 %
<i>EN-JOIE GOLF COURSE</i>										
Irrigation Design Irrigation system is end of life, this CIP supports the deisgn work needed to estimate replacement cost.	\$80,000	\$0	\$0	\$0	\$80,000	\$80,000	\$0	15	54	0.0000 %
EN-JOIE GOLF COURSE 2024 Total	\$80,000	\$0	\$0	\$0	\$80,000	\$80,000	\$0			0.0000 %

“Property Tax” is calculated with the YPU and Bond amount. This does not include any portion of a project that is supported by fees.

2024 Adopted Capital Program

Project Title and Description	Estimated Project Cost	Funding Sources				Bond Authority	Annual Added To Taxes	YPU	LFL Sect 11	Percent Increase Taxes
		Federal	State	County	Fees/Other					
<i>INFORMATION TECHNOLOGY</i>										
COMPUTER EQUIPMENT REPLACEMENT/UPDATE TECHNOLOGY Implement, maintain and increase efficiencies of enterprise level technologies. Focus on critical infrastructure replacement equipment and software.	\$1,500,000	\$0	\$0	\$1,500,000	\$0	\$1,500,000	\$332,222	5	32	0.4592 %
INFORMATION TECHNOLOGY 2024 Total	\$1,500,000	\$0	\$0	\$1,500,000	\$0	\$1,500,000	\$332,222			0.4592 %
<i>PARKS & RECREATION</i>										
PARKS EQUIPMENT REPLACEMENT Routine replacement of parks equipment.	\$100,000	\$0	\$0	\$100,000	\$0	\$100,000	\$8,683	15	28	0.0120 %
PARKS & RECREATION 2024 Total	\$100,000	\$0	\$0	\$100,000	\$0	\$100,000	\$8,683			0.0120 %
<i>PARKS & RECREATION/ARENA</i>										
ARENA IMPROVEMENTS Improvements and upgrades at Arena to include security camera upgrade, exterior staircase awning and HVAC control upgrade.	\$1,330,000	\$1,000,000	\$0	\$330,000	\$0	\$1,330,000	\$73,089	5	35	0.1010 %
PARKS & RECREATION/ARENA 2024 Total	\$1,330,000	\$1,000,000	\$0	\$330,000	\$0	\$1,330,000	\$73,089			0.1010 %
<i>PARKS & RECREATION/FORUM</i>										
Forum HVAC Design Design work for HVAC replacement.	\$100,000	\$0	\$0	\$100,000	\$0	\$100,000	\$22,148	5	62a	0.0306 %
PARKS & RECREATION/FORUM 2024 Total	\$100,000	\$0	\$0	\$100,000	\$0	\$100,000	\$22,148			0.0306 %

“Property Tax” is calculated with the YPU and Bond amount. This does not include any portion of a project that is supported by fees.

2024 Adopted Capital Program

Project Title and Description	Estimated Project Cost	Funding Sources				Bond Authority	Annual Added To Taxes	YPU	LFL Sect 11	Percent Increase Taxes
		Federal	State	County	Fees/Other					
<i>PUBLIC TRANSPORTATION (Transit)</i>										
BUS SHELTERS BC Transit will purchase additional bus shelters for service area. Price is based on winning bid and assuming 10 more shelters with some site work required. Available Capital Funding from NYS DOT.	\$200,000	\$0	\$200,000	\$0	\$0	\$200,000	\$0	5	35	0.0000 %
FUEL FARM CANOPY This project will build an open canopy over the new Fuel Farm purchased by BC Transit in 2023. Estimate is based on approximately 1/3 of the price of the canopy project for demand service buses completed in 2022- total cost of \$743,289 Available federal and NYS DOT funding.	\$450,000	\$360,000	\$45,000	\$45,000	\$0	\$450,000	\$9,967	5	35	0.0138 %
Purchase 4 Hybrid Electric Buses Purchase 4 Hybrid Electric Buses.	\$3,100,000	\$1,509,614	\$1,485,856	\$104,530	\$0	\$3,100,000	\$10,817	12	29 a	0.0150 %
PUBLIC TRANSPORTATION (Transit) 2024 Total	\$3,750,000	\$1,869,614	\$1,730,856	\$149,530	\$0	\$3,750,000	\$20,784			0.0287 %

“Property Tax” is calculated with the YPU and Bond amount. This does not include any portion of a project that is supported by fees.

2024 Adopted Capital Program

Project Title and Description	Estimated Project Cost	Funding Sources				Bond Authority	Annual Added To Taxes	YPU	LFL Sect 11	Percent Increase Taxes
		Federal	State	County	Fees/Other					
SOLID WASTE MANAGEMENT										
COMPOST FACILITY FEASIBILITY STUDY Feasibility study for the establishment of a compost facility.	\$250,000	\$0	\$0	\$0	\$250,000	\$250,000	\$0	5	62(a)	0.0000 %
LANDFILL EQUIPMENT Landfill equipment replacement.	\$525,000	\$0	\$0	\$0	\$525,000	\$525,000	\$0	10	6	0.0000 %
NEW ENTRANCE & SCALE HOUSE CONSTRUCTION Construct a new entrance & scalehouse facility (scalehouse, well/septic, scales convenience center, entrance road and paved areas) off of Knapp Rd to improve efficiency and customer service by moving commercial scales closer to the active landfill.	\$1,000,000	\$0	\$0	\$0	\$1,000,000	\$1,000,000	\$0	25	6	0.0000 %
RECLAMATION PHASE II MATERIAL RELOCATION Material relocation - Phase II - Construction Phase 2 Material Relocation	\$8,125,000	\$0	\$0	\$0	\$8,125,000	\$8,125,000	\$0	25	6	0.0000 %
WATER LINE MAINTENANCE Water line maintenance to replace aging mechanical equipment such as pumps, generators and other control devices. Water line maintenance to replace aging mechanical equipment such as pumps, generators and other control devices.	\$100,000	\$0	\$0	\$0	\$100,000	\$100,000	\$0	25	6	0.0000 %
SOLID WASTE MANAGEMENT 2024 Total	\$10,000,000	\$0	\$0	\$0	\$10,000,000	\$10,000,000	\$0			0.0000 %
WPNH										
BUILDING ENVELOPE IMPROVEMENTS Window replacement, seals, insulation.	\$50,000	\$0	\$0	\$50,000	\$0	\$50,000	\$11,074	5	35	0.0153 %
WPNH 2024 Total	\$50,000	\$0	\$0	\$50,000	\$0	\$50,000	\$11,074			0.0153 %

“Property Tax” is calculated with the YPU and Bond amount. This does not include any portion of a project that is supported by fees.

2024 Adopted Capital Program

<i>Project Title and Description</i>	<i>Estimated Project Cost</i>	<i>Funding Sources</i>				<i>Bond Authority</i>	<i>Annual Added To Taxes</i>	<i>YPU</i>	<i>LFL Sect 11</i>	<i>Percent Increase Taxes</i>
		<i>Federal</i>	<i>State</i>	<i>County</i>	<i>Fees/Other</i>					
2024 CAPITAL PROGRAM GRAND TOTAL	\$36,796,106	\$7,610,614	\$4,612,727	\$13,984,765	\$10,588,000	\$36,796,106	\$1,964,326			2.7153 %

“Property Tax” is calculated with the YPU and Bond amount. This does not include any portion of a project that is supported by fees.

Summary of Debt

Summary of Debt
as of December 31, 2023

	Bond Anticipation Notes	Serial Bonds	Total Debt	Percent of Total
General Fund				
Community College	\$ 4,767,304	\$ 8,350,423	\$ 13,117,727	10.18%
All Other General Fund	16,858,430	19,773,203	36,631,633	28.42%
Total General Fund	<u>\$ 21,625,734</u>	<u>\$ 28,123,626</u>	<u>\$ 49,749,360</u>	<u>38.60%</u>
Aviation	5,409,954	2,215,300	7,625,254	5.92%
Central Foods	-	83,776	83,776	0.07%
County Road	8,450,479	21,101,749	29,552,228	22.93%
En-Joie Golf Course	-	200,684	200,684	0.15%
Fleet Management	566,666	71,566	638,232	0.49%
Library	190,310	13,972	204,282	0.16%
Road Machinery	2,141,190	4,351,557	6,492,747	5.04%
Solid Waste	12,569,093	15,791,642	28,360,735	22.01%
Transit	785,398	1,197,990	1,983,388	1.54%
Veterans' Arena	665,000	758,298	1,423,298	1.10%
Willow Point Nursing Facility	1,159,274	1,407,343	2,566,617	1.99%
Total Fund	<u>\$ 31,937,364</u>	<u>\$ 47,193,877</u>	<u>\$ 79,131,241</u>	<u>61.40%</u>
 Total	 <u><u>\$ 53,563,098</u></u>	 <u><u>\$ 75,317,503</u></u>	 <u><u>\$ 128,880,601</u></u>	 <u><u>100.00%</u></u>

History of Debt Service

	2020 Actual Payments	2021 Actual Payments	2022 Actual Payments	2023 Budget Adopted	2024 Budget Recommended	2024 Budget Adopted
General Fund						
Community College	\$ 2,008,872	\$ 2,117,140	\$ 2,049,619	\$ 2,009,676	\$ 1,942,782	\$ 1,942,782
All Other General Fund	5,810,414	5,968,143	5,788,690	5,941,834	7,623,411	7,623,411
Total General Fund	<u>\$ 7,819,286</u>	<u>\$ 8,085,283</u>	<u>\$ 7,838,309</u>	<u>\$ 7,951,510</u>	<u>\$ 9,566,193</u>	<u>\$ 9,566,193</u>
Arena	221,146	272,370	308,862	322,995	441,087	441,087
Aviation	851,239	656,222	603,515	911,470	991,090	991,090
Central Food and Nutrition Services	47,639	46,685	46,435	45,633	-	-
County Road	3,939,734	4,177,512	4,289,716	4,355,027	4,514,529	4,514,529
En-Joie Golf Course	43,040	35,590	32,645	33,322	30,121	30,121
Fleet Management	293,715	253,735	244,910	328,801	282,562	282,562
Library	7,944	7,783	7,743	60,018	62,647	62,647
Road Machinery	794,535	767,734	785,341	921,412	893,589	893,589
Solid Waste	2,376,563	2,373,910	2,919,100	2,993,261	4,413,482	4,413,482
Transit	477,267	426,892	439,416	473,109	457,776	457,776
Willow Point Nursing Facility	560,123	462,465	498,526	792,202	425,812	425,812
Total	<u>\$ 17,432,231</u>	<u>\$ 17,566,181</u>	<u>\$ 18,014,518</u>	<u>\$ 19,188,760</u>	<u>\$ 22,078,888</u>	<u>\$ 22,078,888</u>

* In the Proprietary funds principal charges, included here for comparison, reduce liabilities and are not an expense.

Serial Bonds

Summary of Serial Bond Issues	2024 Principal	Principal	Interest Payments		2024 Principal
	Beginning Balance	Payment	First	Second	Ending Balance
General Fund					
Community College	\$ 8,350,423	\$ 927,930	\$ 207,686	\$ 134,067	\$ 7,422,493
All Other General Fund	19,856,979	2,365,623	462,163	286,330	17,491,356
Total General Fund	28,207,402	3,293,553	669,849	420,397	24,913,849
Aviation	2,215,300	431,169	57,210	34,122	1,784,131
County Road	21,101,749	2,556,544	587,587	333,896	18,545,205
En-Joie Golf Course	200,684	18,803	7,579	3,739	181,881
Fleet Management	71,566	23,060	2,373	1,191	48,506
Library	13,972	6,849	416	212	7,123
Road Machinery	4,351,557	455,093	123,902	69,969	3,896,464
Solid Waste Management	15,791,642	1,636,638	329,191	214,978	14,155,004
Transit	1,197,990	262,581	34,225	18,837	935,409
Veterans' Arena	758,298	155,101	16,290	10,668	603,197
Willow Point Nursing Facility	1,407,343	203,112	41,597	23,269	1,204,231
Total	\$ 75,317,503	\$ 9,042,503	\$ 1,870,219	\$ 1,131,278	\$ 66,275,000
Total 2024 Serial Bond Principal Payment	\$ 9,042,503				
Total 2024 Serial Bond Interest Payment	3,001,497				
2024 Serial Bonds Grand Total	\$ 12,044,000				

Serial Bonds
2010 Federally Taxable Issue - Build America Bonds (BABs) (Matures 2025)

	2024	Principal	Interest Payments		2024
	<u>Beginning Balance</u>	<u>Payment</u>	<u>First</u>	<u>Second</u>	<u>Ending Balance</u>
General Fund					
Community College					
Technology Initiative	\$ 4,533	\$ 3,642	\$ 137	\$ 28	\$ 891
Update Master Plan	748	601	23	5	147
Wales Building Renovation	14,332	11,516	432	89	2,816
Original Boiler Replacement Phase II	52,345	42,059	1,577	325	10,286
Feasibility Study	3,041	2,443	92	19	598
Energy Management Improvements	12,591	10,117	379	78	2,474
Roof Replacement - Phase II	62,550	50,258	1,884	388	12,292
West Gym Bleachers	15,815	12,707	476	98	3,108
Roadway & Lot Upgrades	7,756	6,232	234	48	1,524
Roof Replacement III	29,298	23,541	883	182	5,757
Science Building	30,267	24,319	912	188	5,948
Alms Building Demo & Site Restoration	27,169	21,830	818	169	5,339
Direct Digital Control	20,276	16,292	611	126	3,984
Natural Gas Piping Replacement	25,345	20,364	763	157	4,981
Total Community College	<u>\$ 306,066</u>	<u>245,921</u>	<u>\$ 9,221</u>	<u>\$ 1,900</u>	<u>\$ 60,145</u>

Serial Bonds 2010 Federally Taxable Issue - Build America Bonds (BABs) (Matures 2025) Continued

	2024	Principal	Interest Payments		2024
	Beginning Balance	Payment	First	Second	Ending Balance
All Other General Fund					
COB - Parking Area Repairs - Design Phase	\$ 13,232	\$ 10,632	\$ 399	\$ 82	\$ 2,600
Grippen Ice Rink Rehabilitation	30,048	24,143	905	187	5,905
Watershed Annual Maintenance	4,562	3,665	137	28	897
County Buildings Renovations	12,165	9,774	366	76	2,391
County Office Building Carpet	224	180	7	1	44
Public Safety Facility	6,071	4,878	183	38	1,193
Systematic Roof Replacement At County	22,303	17,920	672	139	4,383
Electronic Voting Machines	6,128	4,924	185	38	1,204
Fire Radio System Replacement Phase I	30,413	24,436	916	189	5,977
Regional Public Safety Training Facility	4,394	3,530	132	27	864
Parks Equipment Replacement	5,474	4,398	165	34	1,076
Parks Surface Rehabilitation	2,021	1,624	61	13	397
Forum Repairs/Renovations	1,825	1,466	55	11	359
Equipment Replacement (FEMA 06/06 Flood)	67,247	54,032	2,026	418	13,215
Parks Equipment Replacement (FEMA 06/06 Flood)	212	170	6	1	42
Watershed Annual Maintenance	5,795	4,656	175	36	1,139
County Buildings Renovations	7,727	6,208	233	48	1,519
County Office Building - Parking Area	464,006	372,824	13,977	2,881	91,182
Petroleum Storage Reg. Compliance	4,866	3,910	147	30	956
Public Safety Facility Repairs/Renovations	4,287	3,445	129	27	842
Computer Equipment Replacement & Update Technology	16,220	13,033	489	101	3,187
Voice Mail System Replacement - Unified	3,805	3,057	115	24	748
Parks Equipment Replacement	1,420	1,141	43	9	279
Black Creek Security Update At Jail	12,090	9,714	364	75	2,376
Watershed Regulatory Compliance Part 1	8,110	6,516	244	50	1,594
County Buildings Renovations	9,124	7,331	275	57	1,793
Petroleum Bulk Storage	3,041	2,443	92	19	598
Public Safety Facility Repairs/Renovations	4,562	3,666	137	28	896
Systematic Roof Replacement At County	8,786	7,059	265	55	1,727
Network Switches & PC Replacement	48,966	39,344	1,475	304	9,622
Parks Equipment Replacement	4,562	3,666	137	28	896
Portable Radio Replacement	2,428	1,951	73	15	477
Replace Financial, HR/Payroll Systems (Software)	112,967	90,768	3,403	701	22,199
Replace Financial, HR/Payroll Systems (Hardware)	16,220	13,033	489	101	3,187
Parks Upgrade	4,731	3,801	143	29	930
ERP System Phase II	333,026	267,583	10,031	2,068	65,443
Replace Oil-Water Separator at Fleet	6,387	5,132	192	40	1,255
External Building Repairs - Front Street Dog Shelter	4,562	3,666	137	28	896

Serial Bonds 2010 Federally Taxable Issue - Build America Bonds (BABs) (Matures 2025) Continued

	2024	Principal	Interest Payments		2024
	Beginning Balance	Payment	First	Second	Ending Balance
Parks Facilities Repairs & Renovations	3,244	2,607	98	20	637
Sheriff's Vehicle Replacement	13,517	10,861	407	84	2,656
Security at GHJB	6,164	4,953	186	38	1,211
Employee Timekeeper System/Scheduler	16,727	13,440	504	104	3,287
System Upgrades and Network Management	36,496	29,324	1,099	227	7,172
Tape Library and Computer Equipment	7,704	6,190	232	48	1,514
Hazardous Materials Response Vehicle	15,207	12,219	458	94	2,988
Vehicle Replacement	20,276	16,292	611	126	3,984
Forum Repairs/Renovations	9,124	7,331	275	57	1,793
Forum Seating	25,344	20,364	763	157	4,980
Parks Surface Rehabilitation	7,603	6,109	229	47	1,494
Parks Facilities Repairs and Renovations	5,069	4,073	153	31	996
Parks Vehicle Replacement	5,069	4,073	153	31	996
Central Foods Building Renovations	43,153	34,673	1,300	268	8,480
Reconstruction of Central Foods	7,958	6,394	240	49	1,564
Total Other General Fund	\$ 1,516,662	\$ 1,218,622	\$ 45,688	\$ 9,417	\$ 298,040
Total General Fund	\$ 1,822,728	\$ 1,464,543	\$ 54,909	\$ 11,317	\$ 358,185
County Road					
Highway Reconstruction	\$ 11,424	\$ 9,179	\$ 344	\$ 71	\$ 2,245
Colesville Rd./South St. Bridge Replace./Rehab.-Design	3,214	2,582	97	20	632
Highway Reconstruction	148,687	119,468	4,479	923	29,219
Bevier St. Bridge Reconstruction	117,828	94,674	3,549	732	23,154
South Street Bridge	20,985	16,861	632	130	4,124
Bridge Reconstruction	22,752	18,281	685	141	4,471
Road Reconstruction (FEMA - 06/06 Flood)	6,213	4,992	187	39	1,221
Bridge Reconstruction (FEMA - 11/06 Flood)	41,464	33,316	1,249	257	8,148
Highway Reconstruction/Repair	134,285	107,897	4,045	834	26,388
Repair Highway Culverts & Bridges	38,636	31,044	1,164	240	7,592
Highway Fire Alarm Suppression System	2,144	1,723	65	13	421
Highway Reconstruction/Rehabilitation	153,267	123,148	4,617	952	30,119
Colesville Rd. Bridge Replacement	95,019	76,347	2,862	590	18,672
Unanticipated Bridge Repairs	22,810	18,328	687	142	4,482
2nd Street, Deposit, Drainage	61,503	49,417	1,853	382	12,086
Highway Reconstruction/Rehabilitation	206,354	165,803	6,216	1,281	40,551
Nanticoke Drive Bridge Reconstruction	53,984	43,376	1,626	335	10,608
Highway Building Renovations	4,055	3,258	122	25	797
Vestal-Endicott Bridge Painting	266,383	214,036	8,024	1,654	52,347
Unanticipated Bridge/Culvert Repairs	30,414	24,437	916	189	5,977
Highway Reconstruction/Rehabilitation	225,565	181,239	6,794	1,401	44,326
Total County Roads	\$ 1,666,986	\$ 1,339,406	\$ 50,213	\$ 10,351	\$ 327,580

Serial Bonds
2010 Federally Taxable Issue - Build America Bonds (BABs) (Matures 2025) Continued

	2024 Beginning Balance	Principal Payment	Interest Payments		2024 Ending Balance
			First	Second	
Road Machinery					
Highway Equipment Replacement	\$ 20,881	\$ 16,778	\$ 629	\$ 130	\$ 4,103
Highway Equipment Replacement	28,386	22,808	855	176	5,578
Highway Equipment Replacement	80,393	64,595	2,422	499	15,798
Highway Vehicles Replacement	15,510	12,462	467	96	3,048
Highway Equipment Replacement	101,885	81,863	3,069	633	20,022
Total Road Machinery	<u>\$ 247,055</u>	<u>\$ 198,506</u>	<u>\$ 7,442</u>	<u>\$ 1,534</u>	<u>\$ 48,549</u>
Library					
Computer Replacement - Public - Phase I	\$ 994	\$ 799	\$ 30	\$ 6	\$ 195
Computer Replacement - Staff - Phase I	355	285	11	2	70
Computer Replacement - Staff - Phase II	484	389	15	3	95
Parking Lot Surface Treatment	669	538	20	4	131
Replacement of Decker Room Carpet	1,034	831	31	6	203
Security Cameras	227	182	7	1	45
Library Improvements & Renovations	4,761	3,825	143	30	936
Total Library	<u>\$ 8,524</u>	<u>\$ 6,849</u>	<u>\$ 257</u>	<u>\$ 52</u>	<u>\$ 1,675</u>
Veterans' Arena					
Arena Primary Electric Repairs	\$ 4,562	\$ 3,666	\$ 137	\$ 28	\$ 896
Arena Repairs/Renovations	2,028	1,629	61	13	399
Arena Repairs/Renovations	4,866	3,910	147	30	956
Arena Window Replacement - Wall At North End	42,919	34,485	1,293	267	8,434
Arena Repairs/Renovations	6,082	4,887	183	38	1,195
Arena Roof Systems Repair/Resurfacing	12,165	9,774	366	76	2,391
Arena Spotlights	1,825	1,466	55	11	359
Arena (Safety) Improvements	40,551	32,582	1,221	252	7,969
Arena Bathroom Renovations for ADA	7,603	6,109	229	47	1,494
Arena Repairs/Renovations	15,207	12,219	458	94	2,988
Total Veterans' Arena	<u>\$ 137,808</u>	<u>\$ 110,727</u>	<u>\$ 4,150</u>	<u>\$ 856</u>	<u>\$ 27,081</u>
En-Joie Golf Course					
Golf Course Reconstruction	\$ 12,381	\$ 9,948	\$ 373	\$ 77	\$ 2,433
Total En-Joie Golf Course	<u>\$ 12,381</u>	<u>\$ 9,948</u>	<u>\$ 373</u>	<u>\$ 77</u>	<u>\$ 2,433</u>

Serial Bonds
2010 Federally Taxable Issue - Build America Bonds (BABs) (Matures 2025) Continued

	2024 Beginning Balance	Principal Payment	Interest Payments		2024 Ending Balance
			First	Second	
Transit					
Intermodal Transit Terminal	\$ 203,656	\$ 163,635	\$ 6,134	\$ 1,265	\$ 40,021
5 - 24 Passenger Buses	53,622	43,085	1,615	333	10,537
Transit Building Renovations	14,192	11,403	427	88	2,789
Total Transit	<u>\$ 271,470</u>	<u>\$ 218,123</u>	<u>\$ 8,176</u>	<u>\$ 1,686</u>	<u>\$ 53,347</u>
Willow Point					
WPNH Room Renovations	\$ 29,433	\$ 23,649	\$ 887	\$ 183	\$ 5,784
New 380 Bed Facility	52,717	42,357	1,588	327	10,360
New Electrical Beds	7,266	5,838	219	45	1,428
WPNH Resident Contained Smoking Area	6,083	4,888	183	38	1,195
HVAC Repairs	10,138	8,146	305	63	1,992
Kiosk Stations	4,866	3,910	147	30	956
Resident Furniture & Room Care Equipment	2,433	1,955	73	15	478
WPNH Renovations And Repairs	11,861	9,530	357	74	2,331
HVAC Replacement/Repairs	11,404	9,163	344	71	2,241
Therapy Module - Software & Hardware	2,184	1,755	66	14	429
WPNH Building Improvements	7,462	5,996	225	46	1,466
Total Willow Point	<u>\$ 145,847</u>	<u>\$ 117,187</u>	<u>\$ 4,394</u>	<u>\$ 906</u>	<u>\$ 28,660</u>
Solid Waste					
Landfill Construction	\$ 7,436	\$ 5,975	\$ 224	\$ 46	\$ 1,461
Leachate Treatment Plant Outfall	107,525	86,395	3,239	668	21,130
SEIS Options For Section IV Access	9,312	7,482	280	58	1,830
Colesville Landfill Remediation (Part 2)	21,573	17,334	650	134	4,239
Colesville Landfill Remediation (Part 2)	9,732	7,819	293	60	1,913
Design Section III Closure	25,851	20,771	779	161	5,080
Landfill Rain Cap Section IV	19,262	15,477	580	120	3,785
Scale House Road And Facility	188,867	151,752	5,689	1,173	37,115
Solid Waste Management Plan Update	15,207	12,219	458	94	2,988
Landfill Road Reconstruction	236,548	190,064	7,125	1,469	46,484
Colesville Landfill Remediation (Part 2)	20,529	16,495	618	127	4,034
Construction of Section II & III Closure	48,661	39,098	1,466	302	9,563
Colesville Landfill Remediation	25,344	20,364	763	157	4,980
Total Solid Waste	<u>\$ 735,847</u>	<u>\$ 591,245</u>	<u>\$ 22,164</u>	<u>\$ 4,569</u>	<u>\$ 144,602</u>

Serial Bonds
2010 Federally Taxable Issue - Build America Bonds (BABs) (Matures 2025) Continued

	2024 Beginning Balance	Principal Payment	Interest Payments		2024 Ending Balance
			First	Second	
Aviation					
Airport Parking Lot Rehabilitation	\$ 86,935	\$ 69,851	\$ 2,619	\$ 540	\$ 17,084
Airport Corporate Hangar Improvements	45,167	36,291	1,361	280	8,876
Terminal Building Rehab.	9,124	7,331	275	57	1,793
Snow Removal Equipment	1,514	1,216	46	9	298
Terminal Building Improvements	36,496	29,324	1,099	227	7,172
T-Hangar Improvements	76,034	61,093	2,290	472	14,941
North Apron Rehabilitation Phase I	50,689	40,728	1,527	315	9,961
Main Apron Rehabilitation-Reconstruction	63,361	50,910	1,909	393	12,451
Total Aviation	<u>\$ 369,320</u>	<u>\$ 296,744</u>	<u>\$ 11,126</u>	<u>\$ 2,293</u>	<u>\$ 72,576</u>
Fleet Management					
Fleet Replacement	\$ 6,758	\$ 5,430	\$ 204	\$ 42	\$ 1,328
Fleet Replacement	20,276	16,292	611	126	3,984
Total Fleet Management	<u>\$ 27,034</u>	<u>\$ 21,722</u>	<u>\$ 815</u>	<u>\$ 168</u>	<u>\$ 5,312</u>
Total 2010 Federally Taxable Issue - BABs	<u><u>\$ 5,445,000</u></u>	<u><u>4,375,000</u></u>	<u><u>\$ 164,021</u></u>	<u><u>\$ 33,809</u></u>	<u><u>\$ 1,070,000</u></u>

Serial Bonds
2010 Federally Taxable Issue - Recovery Zone Economic Development Bonds (RZEDBs) (Matures 2025)

	2024	Principal Payment	Interest Payments		2024
	<u>Beginning Balance</u>		First	Second	<u>Ending Balance</u>
General Fund					
Community College					
Technology Initiative	\$ 2,897	-	\$ 85	\$ 85	\$ 2,897
Update Master Plan	478	-	14	14	478
Wales Building Renovation	9,160	-	267	267	9,160
Original Boiler Replacement Phase II	33,455	-	977	977	33,455
Feasibility Study	1,944	-	57	57	1,944
Energy Management Improvements	8,047	-	235	235	8,047
Roof Replacement - Phase II	39,977	-	1,167	1,167	39,977
West Gym Bleachers	10,108	-	295	295	10,108
Roadway & Lot Upgrades	4,957	-	145	145	4,957
Roof Replacement III	18,725	-	547	547	18,725
Science Building	19,344	-	565	565	19,344
Alms Building Demo & Site Restoration	17,364	-	507	507	17,364
Direct Digital Control	12,958	-	378	378	12,958
Natural Gas Piping Replacement	16,198	-	473	473	16,198
Total Community College	<u>\$ 195,612</u>	<u>-</u>	<u>\$ 5,712</u>	<u>\$ 5,712</u>	<u>\$ 195,612</u>

2010 Federally Taxable Issue - Recovery Zone Economic Development Bonds (RZEDBs) (Matures 2025) Continued

	2024 Beginning Balance	Principal Payment	Interest Payments		2024 Ending Balance
			First	Second	
All Other General Fund					
COB - Parking Area Repairs - Design Phase	\$ 8,457	-	\$ 247	\$ 247	\$ 8,457
Grippen Ice Rink Rehabilitation	19,204	-	561	561	19,204
Watershed Annual Maintenance	2,916	-	85	85	2,916
County Buildings Renovations	7,775	-	227	227	7,775
County Office Building Carpet	144	-	4	4	144
Public Safety Facility	3,881	-	113	113	3,881
Systematic Roof Replacement At County	14,254	-	416	416	14,254
Electronic Voting Machines	3,916	-	114	114	3,916
Fire Radio System Replacement Phase I	19,438	-	567	567	19,438
Regional Public Safety Training Facility	2,808	-	82	82	2,808
Parks Equipment Replacement	3,499	-	102	102	3,499
Parks Surface Rehabilitation	1,292	-	38	38	1,292
Forum Repairs/Renovations	1,166	-	34	34	1,166
Equipment Replacement (FEMA 06/06 Flood)	42,979	-	1,255	1,255	42,979
Parks Equipment Replacement (FEMA 06/06 Flood)	136	-	4	4	136
Watershed Annual Maintenance	3,704	-	108	108	3,704
County Buildings Renovations	4,939	-	144	144	4,939
County Office Building - Parking Area	296,555	-	8,658	8,658	296,555
Petroleum Storage Reg. Compliance	3,110	-	91	91	3,110
Public Safety Facility Repairs/Renovations	2,740	-	80	80	2,740
Computer Equipment Replacement & Update Technology	10,367	-	303	303	10,367
Voice Mail System Replacement - Unified	2,432	-	71	71	2,432
Parks Equipment Replacement	907	-	26	26	907
Black Creek Security Update At Jail	7,727	-	226	226	7,727
Watershed Regulatory Compliance Part 1	5,183	-	151	151	5,183
County Buildings Renovations	5,831	-	170	170	5,831
Petroleum Bulk Storage	1,944	-	57	57	1,944
Public Safety Facility Repairs/Renovations	2,916	-	85	85	2,916
Systematic Roof Replacement At County	5,615	-	164	164	5,615
Network Switches & PC Replacement	31,295	-	914	914	31,295
Parks Equipment Replacement	2,916	-	85	85	2,916
Portable Radio Replacement	1,551	-	45	45	1,551
Replace Financial, HR/Payroll Systems (Software)	72,199	-	2,108	2,108	72,199
Replace Financial, HR/Payroll Systems (Hardware)	10,367	-	303	303	10,367
Parks Upgrade	3,024	-	88	88	3,024
ERP System Phase II	212,843	-	6,214	6,214	212,843
Replace Oil-Water Separator at Fleet	4,082	-	119	119	4,082
External Building Repairs - Front Street Dog Shelter	2,916	-	85	85	2,916

2010 Federally Taxable Issue - Recovery Zone Economic Development Bonds (RZEDBs) (Matures 2025) Continued

	2024 Beginning Balance	Principal Payment	Interest Payments		2024 Ending Balance
			First	Second	
Parks Facilities Repairs & Renovations	2,073	-	61	61	2,073
Sheriff's Vehicle Replacement	8,639	-	252	252	8,639
Security at GHJB	3,939	-	115	115	3,939
Employee Timekeeper System/Scheduler	10,691	-	312	312	10,691
System Upgrades and Network Management	23,325	-	681	681	23,325
Tape Library and Computer Equipment	4,924	-	144	144	4,924
Hazardous Materials Response Vehicle	9,719	-	284	284	9,719
Vehicle Replacement	12,958	-	378	378	12,958
Forum Repairs/Renovations	5,831	-	170	170	5,831
Forum Seating	16,198	-	473	473	16,198
Parks Surface Rehabilitation	4,859	-	142	142	4,859
Parks Facilities Repairs and Renovations	3,240	-	95	95	3,240
Parks Vehicle Replacement	3,240	-	95	95	3,240
Central Foods Building Renovations	27,579	-	805	805	27,579
Reconstruction of Central Foods	5,086	-	148	148	5,086
Total Other General Fund	\$ 969,329	-	\$ 28,299	\$ 28,299	\$ 969,329
Total General Fund	\$ 1,164,941	-	\$ 34,011	\$ 34,011	\$ 1,164,941
County Road					
Highway Reconstruction	\$ 7,302	-	\$ 213	\$ 213	\$ 7,302
Colesville Rd./South St. Bridge Replace./Rehab.-Design	2,054	-	60	60	2,054
Highway Reconstruction	95,029	-	2,774	2,774	95,029
Bevier St. Bridge Reconstruction	75,306	-	2,199	2,199	75,306
South Street Bridge	13,412	-	392	392	13,412
Bridge Reconstruction	14,541	-	425	425	14,541
Road Reconstruction (FEMA - 06/06 Flood)	3,971	-	116	116	3,971
Bridge Reconstruction (FEMA - 11/06 Flood)	26,500	-	774	774	26,500
Highway Reconstruction/Repair	85,824	-	2,506	2,506	85,824
Repair Highway Culverts & Bridges	24,693	-	721	721	24,693
Highway Fire Alarm Suppression System	1,370	-	40	40	1,370
Highway Reconstruction/Rehabilitation	97,956	-	2,860	2,860	97,956
Colesville Rd. Bridge Replacement	60,728	-	1,773	1,773	60,728
Unanticipated Bridge Repairs	14,578	-	426	426	14,578
2nd Street, Deposit, Drainage	39,307	-	1,148	1,148	39,307
Highway Reconstruction/Rehabilitation	131,885	-	3,850	3,850	131,885
Nanticoke Drive Bridge Reconstruction	34,502	-	1,007	1,007	34,502
Highway Building Renovations	2,592	-	76	76	2,592
Vestal-Endicott Bridge Painting	170,250	-	4,970	4,970	170,250
Unanticipated Bridge/Culvert Repairs	19,438	-	567	567	19,438
Highway Reconstruction/Rehabilitation	144,163	-	4,209	4,209	144,163
Total County Roads	\$ 1,065,401	-	\$ 31,106	\$ 31,106	\$ 1,065,401

Serial Bonds
2010 Federally Taxable Issue - Recovery Zone Economic Development Bonds (RZEDBs) (Matures 2025) Continued

	2024 Beginning Balance	Principal Payment	Interest Payments		2024 Ending Balance
			First	Second	
Road Machinery					
Highway Equipment Replacement	\$ 13,346	-	\$ 390	\$ 390	\$ 13,346
Highway Equipment Replacement	18,142	-	530	530	18,142
Highway Equipment Replacement	51,380	-	1,500	1,500	51,380
Highway Vehicles Replacement	9,913	-	289	289	9,913
Highway Equipment Replacement	65,116	-	1,901	1,901	65,116
Total Road Machinery	<u>\$ 157,897</u>	<u>-</u>	<u>\$ 4,610</u>	<u>\$ 4,610</u>	<u>\$ 157,897</u>
Library					
Computer Replacement - Public - Phase I	\$ 635	-	\$ 19	\$ 19	\$ 635
Computer Replacement - Staff - Phase I	227	-	7	7	227
Computer Replacement - Staff - Phase II	309	-	9	9	309
Parking Lot Surface Treatment	428	-	12	12	428
Replacement of Decker Room Carpet	661	-	19	19	661
Security Cameras	145	-	4	4	145
Library Improvements & Renovations	3,043	-	89	89	3,043
Total Library	<u>\$ 5,448</u>	<u>-</u>	<u>\$ 159</u>	<u>\$ 159</u>	<u>\$ 5,448</u>
Veterans' Arena					
Arena Primary Electric Repairs	\$ 2,916	-	\$ 85	\$ 85	\$ 2,916
Arena Repairs/Renovations	1,296	-	38	38	1,296
Arena Repairs/Renovations	3,110	-	91	91	3,110
Arena Window Replacement - Wall At North End	27,431	-	801	801	27,431
Arena Repairs/Renovations	3,888	-	113	113	3,888
Arena Roof Systems Repair/Resurfacing	7,775	-	227	227	7,775
Arena Spotlights	1,166	-	34	34	1,166
Arena (Safety) Improvements	25,917	-	757	757	25,917
Arena Bathroom Renovations for ADA	4,859	-	142	142	4,859
Arena Repairs/Renovations	9,719	-	284	284	9,719
Total Veterans' Arena	<u>\$ 88,077</u>	<u>-</u>	<u>\$ 2,572</u>	<u>\$ 2,572</u>	<u>\$ 88,077</u>
En-Joie Golf Course					
Golf Course Reconstruction	\$ 7,913	-	\$ 231	\$ 231	\$ 7,913
Total En-Joie Golf Course	<u>\$ 7,913</u>	<u>-</u>	<u>\$ 231</u>	<u>\$ 231</u>	<u>\$ 7,913</u>

Serial Bonds
2010 Federally Taxable Issue - Recovery Zone Economic Development Bonds (RZEDBs) (Matures 2025) Continued

	2024 Beginning Balance	Principal Payment	Interest Payments		2024 Ending Balance
			First	Second	
Transit					
Intermodal Transit Terminal	\$ 130,161	-	\$ 3,800	\$ 3,800	\$ 130,161
5 - 24 Passenger Buses	34,270	-	1,000	1,000	34,270
Transit Building Renovations	9,071	-	265	265	9,071
Total Transit	<u>\$ 173,502</u>	<u>-</u>	<u>\$ 5,065</u>	<u>\$ 5,065</u>	<u>\$ 173,502</u>
Willow Point					
WPNH Room Renovations	\$ 18,811	-	\$ 549	\$ 549	\$ 18,811
New 380 Bed Facility	33,692	-	984	984	33,692
New Electrical Beds	4,643	-	136	136	4,643
WPNH Resident Contained Smoking Area	3,888	-	113	113	3,888
HVAC Repairs	6,479	-	189	189	6,479
Kiosk Stations	3,110	-	91	91	3,110
Resident Furniture & Room Care Equipment	1,555	-	45	45	1,555
WPNH Renovations And Repairs	7,581	-	221	221	7,581
HVAC Replacement/Repairs	7,289	-	213	213	7,289
Therapy Module - Software & Hardware	1,396	-	41	41	1,396
WPNH Building Improvements	4,769	-	139	139	4,769
Total Willow Point	<u>\$ 93,213</u>	<u>-</u>	<u>\$ 2,721</u>	<u>\$ 2,721</u>	<u>\$ 93,213</u>
Solid Waste					
Landfill Construction	\$ 4,752	-	\$ 139	\$ 139	\$ 4,752
Leachate Treatment Plant Outfall	68,721	-	2,006	2,006	68,721
SEIS Options For Section IV Access	5,951	-	174	174	5,951
Colesville Landfill Remediation (Part 2)	13,788	-	403	403	13,788
Colesville Landfill Remediation (Part 2)	6,220	-	182	182	6,220
Design Section III Closure	16,522	-	482	482	16,522
Landfill Rain Cap Section IV	12,311	-	359	359	12,311
Scale House Road And Facility	120,708	-	3,524	3,524	120,708
Solid Waste Management Plan Update	9,719	-	284	284	9,719
Landfill Road Reconstruction	151,182	-	4,414	4,414	151,182
Colesville Landfill Remediation (Part 2)	13,120	-	383	383	13,120
Construction of Section II & III Closure	31,100	-	908	908	31,100
Colesville Landfill Remediation	16,198	-	473	473	16,198
Total Solid Waste	<u>\$ 470,292</u>	<u>-</u>	<u>\$ 13,731</u>	<u>\$ 13,731</u>	<u>\$ 470,292</u>

Serial Bonds
2010 Federally Taxable Issue - Recovery Zone Economic Development Bonds (RZEDBs) (Matures 2025) Continued

	2024 Beginning Balance	Principal Payment	Interest Payments		2024 Ending Balance
			First	Second	
Aviation					
Airport Parking Lot Rehabilitation	\$ 55,562	-	\$ 1,622	\$ 1,622	\$ 55,562
Airport Corporate Hangar Improvements	28,867	-	843	843	28,867
Terminal Building Rehab.	5,831	-	170	170	5,831
Snow Removal Equipment	968	-	28	28	968
Terminal Building Improvements	23,325	-	681	681	23,325
T-Hangar Improvements	48,594	-	1,419	1,419	48,594
North Apron Rehabilitation Phase I	32,396	-	946	946	32,396
Main Apron Rehabilitation-Reconstruction	40,495	-	1,182	1,182	40,495
Total Aviation	<u>\$ 236,038</u>	<u>-</u>	<u>\$ 6,891</u>	<u>\$ 6,891</u>	<u>\$ 236,038</u>
Fleet Management					
Fleet Replacement	\$ 4,320	-	\$ 126	\$ 126	\$ 4,320
Fleet Replacement	12,958	-	378	378	12,958
Total Fleet Management	<u>\$ 17,278</u>	<u>-</u>	<u>\$ 504</u>	<u>\$ 504</u>	<u>\$ 17,278</u>
Total 2010 Federally Taxable Issue - RZEDBs	<u><u>\$ 3,480,000</u></u>	<u><u>-</u></u>	<u><u>\$ 101,602</u></u>	<u><u>\$ 101,602</u></u>	<u><u>\$ 3,480,000</u></u>

Serial Bonds
2016 Issue (Matures 2035)

	2024	Principal	Interest Payments		2024
	<u>Beginning Balance</u>	<u>Payment</u>	<u>First</u>	<u>Second</u>	<u>Ending Balance</u>
General Fund					
Community College					
Science Building	\$ 363,911	\$ 26,610	\$ 4,578	\$ 4,312	\$ 337,301
Wales Building Upgrades	99,939	7,308	1,257	1,184	92,631
Roofs Replacement IV	57,300	4,190	721	679	53,110
Total Community College	<u>\$ 521,150</u>	<u>\$ 38,108</u>	<u>\$ 6,556</u>	<u>\$ 6,175</u>	<u>\$ 483,042</u>
All Other General Fund					
COPS Advance Refunding	\$ 6,388,506	\$ 467,144	\$ 80,369	\$ 75,698	\$ 5,921,362
Watershed Regulatory Compliance	76,895	5,623	967	911	71,272
Courthouse Air Handler Replacement	93,837	6,862	1,181	1,112	86,975
Systematic Roof Replacement at County	45,194	3,305	569	536	41,889
Watershed Annual Maintenance	25,385	1,856	319	301	23,529
Courthouse Steps	34,327	2,510	432	407	31,817
Spill Prevention/Petroleum Bulk Storage	26,972	1,972	339	320	25,000
Watershed Annual Maintenance	30,758	2,249	387	364	28,509
Watershed Regulatory Compliance	92,687	6,777	1,166	1,098	85,910
County Buildings Renovations	102,786	7,516	1,293	1,218	95,270
Systematic Roof Replacement - County Buildings	50,346	3,681	633	597	46,665
County Building Renovations	2,666	195	34	32	2,471
Forum Repairs/Renovations	102,985	7,531	1,296	1,220	95,454
Otsiningo Bathroom	44,844	3,279	564	531	41,565
Parks Facilities Repairs & Renovations	25,918	1,895	326	307	24,023
Total Other General Fund	<u>\$ 7,144,106</u>	<u>\$ 522,395</u>	<u>\$ 89,875</u>	<u>\$ 84,652</u>	<u>\$ 6,621,711</u>
Total General Fund	<u>\$ 7,665,256</u>	<u>\$ 560,503</u>	<u>\$ 96,431</u>	<u>\$ 90,827</u>	<u>\$ 7,104,753</u>

Serial Bonds
2016 Issue (Matures 2035) Continued

	2024 <u>Beginning Balance</u>	Principal <u>Payment</u>	Interest Payments		2024 <u>Ending Balance</u>
			<u>First</u>	<u>Second</u>	
County Road					
Highway Reconstruction/Rehabilitation	\$ 2,132	\$ 156	\$ 27	\$ 25	\$ 1,976
Highway Reconstruction/Rehabilitation	1,013,882	74,138	12,755	12,014	939,744
Killawog Rd & Oregon Hill Rd Bridges	279,855	20,464	3,521	3,316	259,391
Unanticipated Bridge/Culvert Repairs	151,595	11,085	1,907	1,796	140,510
West Hill Rd Bridge Rehabilitation/Scour	92,641	6,774	1,165	1,098	85,867
Highway Reconstruction/Rehabilitation	1,120,247	81,915	14,093	13,274	1,038,332
Unanticipated Bridge/Culvert Repairs	157,279	11,501	1,979	1,864	145,778
Total County Roads	<u>\$ 2,817,631</u>	<u>\$ 206,033</u>	<u>\$ 35,447</u>	<u>\$ 33,387</u>	<u>\$ 2,611,598</u>
Road Machinery					
Highway Equipment Replacement	\$ 14,984	\$ 1,096	\$ 189	\$ 178	\$ 13,888
Highway Equipment Replacement	228,546	16,712	2,875	2,708	211,834
Highway Equipment Replacement	415,366	30,373	5,225	4,922	384,993
Total Road Machinery	<u>\$ 658,896</u>	<u>\$ 48,181</u>	<u>\$ 8,289</u>	<u>\$ 7,808</u>	<u>\$ 610,715</u>
Veterans' Arena					
Arena Repairs/Renovations	\$ 61,504	\$ 4,497	\$ 774	\$ 729	\$ 57,007
Repair/Replace Arena HVAC Equipment	175,664	12,845	2,210	2,081	162,819
Total Veterans' Arena	<u>\$ 237,168</u>	<u>\$ 17,342</u>	<u>\$ 2,984</u>	<u>\$ 2,810</u>	<u>\$ 219,826</u>
Transit					
Intermodal Transit Terminal	\$ 311,811	\$ 22,800	\$ 3,923	\$ 3,695	\$ 289,011
Total Transit	<u>\$ 311,811</u>	<u>\$ 22,800</u>	<u>\$ 3,923</u>	<u>\$ 3,695</u>	<u>\$ 289,011</u>

Serial Bonds
2016 Issue (Matures 2035) Continued

	2024 Beginning Balance	Principal Payment	Interest Payments		2024 Ending Balance
			First	Second	
Solid Waste					
Scale House Road And Facility	\$ 15,201	\$ 1,112	\$ 191	\$ 180	\$ 14,089
Landfill Road Reconstruction	56,966	4,164	717	675	52,802
Construction of Section II & III Closure	815,624	59,640	10,261	9,664	755,984
Landfill Equipment	83,638	6,116	1,052	991	77,522
Design/Construction Review for Section IV Cells II & III	210,600	15,400	2,649	2,495	195,200
Colesville Landfill Remediation	262,523	19,196	3,303	3,111	243,327
Construction Section IV Cell II	1,683,667	123,114	21,181	19,950	1,560,553
Design & Construction Review Section IV Cells III & IV	60,754	4,442	764	720	56,312
Landfill Groundwater Remediation Feasibility Study	166,184	12,152	2,091	1,969	154,032
Total Solid Waste	<u>\$ 3,355,157</u>	<u>\$ 245,336</u>	<u>\$ 42,209</u>	<u>\$ 39,755</u>	<u>\$ 3,109,821</u>
Aviation					
Hangar Improvements	\$ 19,143	\$ 1,400	\$ 241	\$ 227	\$ 17,743
Rental Car Service Facility Replacement	114,938	8,405	1,446	1,362	106,533
Total Aviation	<u>\$ 134,081</u>	<u>\$ 9,805</u>	<u>\$ 1,687</u>	<u>\$ 1,589</u>	<u>\$ 124,276</u>
Total 2016 Issue	<u><u>\$ 15,180,000</u></u>	<u><u>\$ 1,110,000</u></u>	<u><u>\$ 190,970</u></u>	<u><u>\$ 179,871</u></u>	<u><u>\$ 14,070,000</u></u>

Serial Bonds
2018 Issue (Matures 2031)

	2024 <u>Beginning Balance</u>	Principal <u>Payment</u>	Interest Payments		2024 <u>Ending Balance</u>
			<u>First</u>	<u>Second</u>	
General Fund					
Community College					
Science Building	\$ 3,719,639	\$ 417,900	\$ 55,795	\$ 49,526	\$ 3,301,739
Hazardous Materials	29,636	3,330	445	395	26,306
Wales Building Upgrades	713,702	80,184	10,706	9,503	633,518
Electrical Infrastructure	13,100	1,472	197	174	11,628
HVAC Upgrades/Replacement	45,446	5,106	682	605	40,340
Water & Sewer Renovations/Upgrades	97,520	10,956	1,463	1,298	86,564
Sidewalks, Roadways, & Other Parking Lots	13,829	1,554	207	184	12,275
HVAC & Roof Critical Replacements	71,254	8,005	1,069	949	63,249
Total Community College	<u>\$ 4,704,126</u>	<u>\$ 528,507</u>	<u>\$ 70,564</u>	<u>\$ 62,634</u>	<u>\$ 4,175,619</u>
All Other General Fund					
Watershed Annual Maintenance	\$ 31,923	\$ 3,587	\$ 479	\$ 425	\$ 28,336
County Building Renovations	58,973	6,626	885	785	52,347
Watershed Annual Maintenance	26,011	2,922	390	346	23,089
Systematic Roof Replacement at County Facilities	73,367	8,243	1,101	977	65,124
Conversion of Gym to Dormitory	45,660	5,130	685	608	40,530
Sheriff Medical Addition	113,629	12,766	1,704	1,513	100,863
Parks Equipment (Bobcat)	21,959	2,467	329	292	19,492
Parks Equipment Replacement	28,407	3,191	426	378	25,216
Stormwater Infrastructure	18,324	2,059	275	244	16,265
Total Other General Fund	<u>\$ 418,253</u>	<u>\$ 46,991</u>	<u>\$ 6,274</u>	<u>\$ 5,568</u>	<u>\$ 371,262</u>
Total General Fund	<u>\$ 5,122,379</u>	<u>\$ 575,498</u>	<u>\$ 76,838</u>	<u>\$ 68,202</u>	<u>\$ 4,546,881</u>

Serial Bonds
2018 Issue (Matures 2031) Continued

	2024 Beginning Balance	Principal Payment	Interest Payments		2024 Ending Balance
			First	Second	
County Road					
Airport Road Reconstruction - Design	\$ 47,412	\$ 5,327	\$ 711	\$ 631	\$ 42,085
Highway Reconstruction/Rehabilitation	999,643	112,309	14,995	13,310	887,334
Killawog Rd Bridge Replacement	260,605	29,279	3,909	3,470	231,326
River Rd Bridge Replacement Design	72,382	8,132	1,086	964	64,250
Unanticipated Bridge/Culvert Repairs	99,955	11,230	1,499	1,331	88,725
Highway Reconstruction/Rehabilitation	1,100,490	123,640	16,507	14,653	976,850
Unanticipated Bridge/Culvert Repairs	213,427	23,978	3,201	2,842	189,449
Total County Roads	<u>\$ 2,793,914</u>	<u>\$ 313,895</u>	<u>\$ 41,908</u>	<u>\$ 37,201</u>	<u>\$ 2,480,019</u>
Road Machinery					
Highway Equipment Replacement	\$ 270,440	\$ 30,384	\$ 4,057	\$ 3,601	\$ 240,056
Highway Equipment Replacement	295,773	33,230	4,437	3,938	262,543
Total Road Machinery	<u>\$ 566,213</u>	<u>\$ 63,614</u>	<u>\$ 8,494</u>	<u>\$ 7,539</u>	<u>\$ 502,599</u>
Veterans' Arena					
Arena Efficiency Project	\$ 103,348	\$ 11,611	\$ 1,550	\$ 1,376	\$ 91,737
Arena Improvement Project	90,700	10,190	1,361	1,208	80,510
Total Veterans' Arena	<u>\$ 194,048</u>	<u>\$ 21,801</u>	<u>\$ 2,911</u>	<u>\$ 2,584</u>	<u>\$ 172,247</u>
Solid Waste					
Colesville Landfill Remediation	\$ 36,016	\$ 4,046	\$ 540	\$ 480	\$ 31,970
Construction of Sewer Line	869,101	97,643	13,037	11,572	771,458
Landfill Equipment	358,088	40,231	5,371	4,768	317,857
Total Solid Waste	<u>\$ 1,263,205</u>	<u>\$ 141,920</u>	<u>\$ 18,948</u>	<u>\$ 16,820</u>	<u>\$ 1,121,285</u>

Serial Bonds
2018 Issue (Matures 2031) Continued

	<u>2024 Beginning Balance</u>	<u>Principal Payment</u>	<u>Interest Payments</u>		<u>2024 Ending Balance</u>
			<u>First</u>	<u>Second</u>	
Aviation					
Hangar Improvements	\$ 57,626	\$ 6,474	\$ 864	\$ 767	\$ 51,152
Rental Car Service Facility Replacement	765,890	86,047	11,488	10,198	679,843
Total Aviation	<u>\$ 823,516</u>	<u>\$ 92,521</u>	<u>\$ 12,352</u>	<u>\$ 10,965</u>	<u>\$ 730,995</u>
Willow Point					
Sprinkler System	\$ 451,725	\$ 50,751	\$ 6,776	\$ 6,015	\$ 400,974
Total Willow Point	<u>\$ 451,725</u>	<u>\$ 50,751</u>	<u>\$ 6,776</u>	<u>\$ 6,015</u>	<u>\$ 400,974</u>
Total 2018 Issue	<u><u>\$ 11,215,000</u></u>	<u><u>\$ 1,260,000</u></u>	<u><u>\$ 168,227</u></u>	<u><u>\$ 149,326</u></u>	<u><u>\$ 9,955,000</u></u>

Serial Bonds
2020 Issue (Matures 2034)

	2024 Beginning Balance	Principal Payment	Interest Payments		2024 Ending Balance
			First	Second	
General Fund					
Community College					
HVAC Upgrades/Replacement	\$ 32,036	\$ 2,555	\$ 347	\$ 322	\$ 29,481
Water & Sewer Renovations/Upgrades	47,439	3,783	514	476	43,656
Total Community College	<u>\$ 79,475</u>	<u>\$ 6,338</u>	<u>\$ 861</u>	<u>\$ 798</u>	<u>\$ 73,137</u>
All Other General Fund					
South Otsiningo Trail	\$ 40,291	\$ 3,213	\$ 437	\$ 404	\$ 37,078
Watershed Annual Maintenance	26,698	2,129	289	268	24,569
Senior Centers Parking Lot Repairs	61,608	4,914	668	618	56,694
Systematic Roof Replacement at County Facilities	82,067	6,545	889	824	75,522
OES Land Purchase	136,908	10,919	1,483	1,374	125,989
OES Tower Site Land Preparation	82,146	6,552	890	825	75,594
Conversion of Gym to Dormitory	741,071	59,104	8,029	7,438	681,967
Sheriff Medical Addition	1,882,927	150,172	20,401	18,899	1,732,755
Parks Surface Rehabilitation	30,892	2,464	335	310	28,428
Otsiningo Pond Loop Trail Project	22,422	1,788	243	225	20,634
Parks Facilities Repairs & Renovations	13,672	1,090	148	137	12,582
Parks Surface Rehabilitation	13,689	1,092	148	137	12,597
Total Other General Fund	<u>\$ 3,134,391</u>	<u>\$ 249,982</u>	<u>\$ 33,960</u>	<u>\$ 31,459</u>	<u>\$ 2,884,409</u>
Total General Fund	<u>\$ 3,213,866</u>	<u>\$ 256,320</u>	<u>\$ 34,821</u>	<u>\$ 32,257</u>	<u>\$ 2,957,546</u>
County Road					
Killawog Road & Oregon Hill Road Bridges	\$ 9,036	\$ 721	\$ 98	\$ 91	\$ 8,315
Airport Road Reconstruction - Design	30,156	2,405	327	303	27,751
East Windsor Road Bridge	102,494	8,174	1,111	1,029	94,320
Killawog Road Bridge Replacement	7,883	629	85	79	7,254
Hooper Road Bridge Rehabilitation - Construction	9,506	758	103	95	8,748
East Windsor Road Bridge	494,709	39,455	5,360	4,966	455,254
Highway Reconstruction/Rehabilitation	1,225,864	97,768	13,282	12,304	1,128,096
County Bridge and Culvert Flag Repairs	246,416	19,653	2,670	2,473	226,763
Ganoungton Road Culvert Replacement	186,572	14,880	2,021	1,873	171,692
County Bridge & Culvert Flag Repairs	786	63	9	8	723
Total County Roads	<u>\$ 2,313,422</u>	<u>\$ 184,506</u>	<u>\$ 25,066</u>	<u>\$ 23,221</u>	<u>\$ 2,128,916</u>

Serial Bonds
2020 Issue (Matures 2034)

	2024 Beginning Balance	Principal Payment	Interest Payments		2024 Ending Balance
			First	Second	
Road Machinery					
Highway Equipment Replacement	365,144	29,122	3,956	3,665	336,022
Total Road Machinery	<u>\$ 365,144</u>	<u>\$ 29,122</u>	<u>\$ 3,956</u>	<u>\$ 3,665</u>	<u>\$ 336,022</u>
Veterans' Arena					
Arena Seating	\$ 8,593	\$ 685	\$ 93	\$ 86	\$ 7,908
Total Veterans' Arena	<u>\$ 8,593</u>	<u>\$ 685</u>	<u>\$ 93</u>	<u>\$ 86</u>	<u>\$ 7,908</u>
Solid Waste					
Design & Construction Review Section IV Cells III & IV	\$ 363,377	\$ 28,981	\$ 3,937	\$ 3,647	\$ 334,396
Landfill Groundwater Remediation Feasibility Study	4,205	335	46	42	3,870
Construction of Section IV Cell III	2,300,072	183,441	24,921	23,086	2,116,631
Construction of Sewer Line	2,791,967	222,673	30,250	28,024	2,569,294
Colesville Landfill Remediation	46,889	3,740	508	471	43,149
Total Solid Waste	<u>\$ 5,506,510</u>	<u>\$ 439,170</u>	<u>\$ 59,662</u>	<u>\$ 55,270</u>	<u>\$ 5,067,340</u>
Aviation					
Hangar Improvements	\$ 2,465	\$ 197	\$ 27	\$ 25	\$ 2,268
Total Aviation	<u>\$ 2,465</u>	<u>\$ 197</u>	<u>\$ 27</u>	<u>\$ 25</u>	<u>\$ 2,268</u>
Total 2020 Issue	<u><u>\$ 11,410,000</u></u>	<u><u>\$ 910,000</u></u>	<u><u>\$ 123,625</u></u>	<u><u>\$ 114,524</u></u>	<u><u>\$ 10,500,000</u></u>

Serial Bonds
2023 Issue (Matures 2035)

	2024 Beginning Balance	Principal Payment	Interest Payments		2024 Ending Balance
			First	Second	
General Fund					
Community College					
Roof Replacement III	\$ 4,036	\$ 198	\$ 156	\$ 77	\$ 3,838
Roofs Replacement IV	3,229	158	125	61	3,071
HVAC & Roof Critical Replacements	6,899	339	267	131	6,560
Critical Core Campus Rehabilitation	659,816	32,390	25,513	12,549	627,426
Roads, Parking, and walkway upgrades	38,467	1,888	1,487	732	36,579
Roof & HVAC Critical Replacements Phase 1	134,044	6,580	5,183	2,549	127,464
Total Community College	<u>\$ 846,491</u>	<u>\$ 41,553</u>	<u>\$ 32,731</u>	<u>\$ 16,099</u>	<u>\$ 804,938</u>
All Other General Fund					
Dark Fiber Installation	\$ 356,684	\$ 17,509	\$ 13,792	\$ 6,784	\$ 339,175
South Otsiningo Trail	2,644	130	102	50	2,514
Resurface Public Safety Facility Parking Lot	61,821	3,035	2,390	1,176	58,786
Watershed Annual Maintenance	20,465	1,005	791	389	19,460
Construction Equipment Replacement	106,187	5,213	4,106	2,019	100,974
Systematic Roof Repairs at County Facilities	212,835	10,448	8,230	4,048	202,387
Public Safety Facility Electric	65,344	3,208	2,527	1,243	62,136
Systematic Roof Repairs at County Facilities	219,801	10,790	8,499	4,180	209,011
Roof Repairs Of County Facilities	155,916	7,654	6,029	2,965	148,262
Reconstruction of Parking Lot - Ramp Building	62,096	3,048	2,401	1,181	59,048
Watershed Site 9A Compliance Upgrade Construction	465,913	22,871	18,015	8,861	443,042
Roof Repairs at County Facilities	67,163	3,297	2,597	1,277	63,866
Veterans Facility	325,363	15,972	12,581	6,188	309,391
Land Purchase	320,555	15,736	12,395	6,096	304,819
Public Safety Communications System Upgrade	1,262,767	61,988	48,827	24,016	1,200,779
Emergency Services Response Building	52,059	2,555	2,013	990	49,504
Radio Infrastructure Equipment	1,024,868	50,310	39,628	19,491	974,558
Radio Tower Site Prep	569,915	27,976	22,037	10,839	541,939
Tower Site Equipment	448,067	21,995	17,325	8,521	426,072
Radio Tower Land Purchase	133,871	6,572	5,176	2,546	127,299
Conversion of Gym to Dormitory	30,032	1,474	1,161	571	28,558
Sheriff Medical Addition	94,123	4,620	3,639	1,790	89,503
Forum Improvements	36,634	1,798	1,417	697	34,836
Forum Improvements	27,476	1,349	1,062	523	26,127
DECO District-Boiler Upgrade	125,890	6,180	4,868	2,394	119,710
Parks Facilities Repair & Renovation	42,233	2,073	1,633	803	40,160

Serial Bonds 2023 (Matures 2035) Continued

	2024	Principal	Interest Payments		2024
	Beginning Balance	Payment	First	Second	Ending Balance
Parks Surface Rehabilitation	36,635	1,798	1,417	697	34,837
Parks Facility Repairs & Renovation	41,214	2,023	1,594	784	39,191
Dorchester Park Gateway	18,939	930	732	360	18,009
Parks Facilities Repairs and Renovations	62,366	3,061	2,412	1,186	59,305
Parks Surface Rehabilitation	86,065	4,225	3,328	1,637	81,840
Parks Facility Repairs & Renovation	33,583	1,649	1,299	639	31,934
Parks Facility Development	33,583	1,649	1,299	639	31,934
Parks Surface Rehabilitation	67,163	3,297	2,597	1,277	63,866
14 Stormwater Infrastructure	3,968	195	153	75	3,773
Total Other General Fund	\$ 6,674,238	\$ 327,633	\$ 258,072	\$ 126,932	\$ 6,346,605
Total General Fund	\$ 7,520,729	\$ 369,186	\$ 290,803	\$ 143,031	\$ 7,151,543
County Road					
Highway Reconstruction/Rehabilitation	\$ 5,029	\$ 247	\$ 194	\$ 96	\$ 4,782
Bridge Structural Steel Cleaning/Painting - Design	23,847	1,171	922	454	22,676
Highway Reconstruction/Rehabilitation	1,648,318	80,914	63,735	31,348	1,567,404
Airport Rd Four Lane Road Rehab/Construction	43,235	2,122	1,672	822	41,113
County Bridge & Culvert Flag Repairs	236,661	11,617	9,151	4,501	225,044
Highway Reconstruction/Rehabilitation	1,500,141	73,640	58,005	28,530	1,426,501
County Bridge & Culvert Flag Repairs	292,333	14,350	11,304	5,560	277,983
Oregon Hill Rd. Bridge (BIN 3349520)	20,365	1,000	787	387	19,365
Juneberry Rd. Bridge (BIN 3349740) Design	53,538	2,628	2,070	1,018	50,910
Highway Reconstruction/Rehabilitation	1,856,978	91,157	71,803	35,316	1,765,821
County Bridge and Culvert Repairs	284,046	13,944	10,983	5,402	270,102
Farm To Market ADA Sidewalk Upgrades Construction	46,873	2,301	1,812	891	44,572
Upper Lisle Road Bridge Construction (BIN3349680)	586,158	28,774	22,665	11,148	557,384
Highway Reconstruction/Rehabilitation	1,626,943	79,865	62,908	30,942	1,547,078
County Bridge & Culvert Repairs	256,444	12,589	9,916	4,877	243,855
Highway Reconstruction/Rehabilitation	1,768,695	86,823	68,390	33,637	1,681,872
County Bridge and Culvert Repairs	39,285	1,928	1,519	747	37,357
Old Route 17 Bridge Rehab Construction(BIN 3349620)	155,506	7,634	6,013	2,957	147,872
Total County Roads	\$ 10,444,395	\$ 512,704	\$ 403,849	\$ 198,633	\$ 9,931,691

Serial Bonds 2023 (Matures 2035) Continued

	2024 Beginning Balance	Principal Payment	Interest Payments		2024 Ending Balance
			First	Second	
Road Machinery					
Highway Equipment Replacement	\$ 437,541	\$ 21,478	\$ 16,918	\$ 8,321	\$ 416,063
Highway Equipment Replacement	505,859	24,832	19,560	9,621	481,027
Highway Equipment Replacement	529,102	25,973	20,459	10,063	503,129
Highway Equipment Replacement	543,931	26,701	21,032	10,345	517,230
Highway Equipment Replacement	339,919	16,686	13,144	6,465	323,233
Total Road Machinery	\$ 2,356,352	\$ 115,670	\$ 91,113	\$ 44,815	\$ 2,240,682
Veterans' Arena					
Arena Improvement Project	\$ 23,609	\$ 1,159	\$ 913	\$ 449	\$ 22,450
Arena Improvements	41,519	2,038	1,605	790	39,481
Arena Improvement	27,476	1,349	1,062	523	26,127
Total Veterans' Arena	\$ 92,604	\$ 4,546	\$ 3,580	\$ 1,762	\$ 88,058
En-Joie Golf Course					
En-Joie SAM Grant Improvement Project	\$ 180,390	\$ 8,855	\$ 6,975	\$ 3,431	\$ 171,535
Total En-Joie Golf Course	\$ 180,390	\$ 8,855	\$ 6,975	\$ 3,431	\$ 171,535
Transit					
Parking Lot Pavement/Expansion	\$ 103,625	\$ 5,087	\$ 4,007	\$ 1,971	\$ 98,538
Three Clean Diesel Transit Buses	8,443	414	326	161	8,029
Purchase of Four (4) Clean Diesel Transit Buses	61,620	3,025	2,383	1,172	58,595
Purchase of Two (2) Cutaway Buses	8,520	418	329	162	8,102
Purchase of Three (3) Hybrid Diesel Buses	212,325	10,423	8,210	4,038	201,902
Purchase Five Clean Diesel Transit Buses	46,674	2,291	1,805	888	44,383
Total Transit	\$ 441,207	\$ 21,658	\$ 17,060	\$ 8,392	\$ 419,549
Willow Point					
Asphalt Concrete Resurfacing Project	\$ 30,911	\$ 1,517	\$ 1,195	\$ 588	\$ 29,394
Roofing Replacement	36,635	1,798	1,417	697	34,837
Therapy Room	29,671	1,457	1,147	564	28,214
HVAC Upgrades & Improvements	183,174	8,992	7,083	3,484	174,182
Roofing Replacements	226,149	11,101	8,744	4,301	215,048
Betterments & Improvements	176,790	8,678	6,836	3,362	168,112
HVAC Upgrade & Improvements	1,323	65	51	25	1,258
Betterments & Improvements	31,905	1,566	1,234	607	30,339
Total Willow Point	\$ 716,558	\$ 35,174	\$ 27,707	\$ 13,628	\$ 681,384

Serial Bonds 2023 (Matures 2035) Continued

	2024 Beginning Balance	Principal Payment	Interest Payments		2024 Ending Balance
			First	Second	
Solid Waste					
Design & Construction Review Section IV Cells III & IV	\$ 67,151	\$ 3,296	\$ 2,597	\$ 1,277	\$ 63,855
Landfill Gas Collection System	53,968	2,649	2,087	1,026	51,319
Colesville Landfill Remediation	12,456	611	482	237	11,845
Colesville Landfill Remediation	22,692	1,114	877	432	21,578
Colesville Landfill Remediation	3,847	189	149	73	3,658
Construction of Section IV Cell IV	4,300,517	211,108	166,287	81,788	4,089,409
Total Solid Waste	<u>\$ 4,460,631</u>	<u>\$ 218,967</u>	<u>\$ 172,479</u>	<u>\$ 84,833</u>	<u>\$ 4,241,664</u>
Aviation					
Airport Utility Enhancement Project, Phase II	\$ 37,016	\$ 1,817	\$ 1,431	\$ 704	\$ 35,199
Rental Car Service Facility Replacement	606,965	29,795	23,469	11,543	577,170
Replacement Of Airport Snow Removal Equipment	5,899	290	228	112	5,609
Total Aviation	<u>\$ 649,880</u>	<u>\$ 31,902</u>	<u>\$ 25,128</u>	<u>\$ 12,359</u>	<u>\$ 617,978</u>
Fleet Management					
DPW - Skid-Steer Loader	\$ 27,254	\$ 1,338	\$ 1,054	\$ 518	\$ 25,916
Total Fleet Management	<u>\$ 27,254</u>	<u>\$ 1,338</u>	<u>\$ 1,054</u>	<u>\$ 518</u>	<u>\$ 25,916</u>
Total 2023 Issue	<u><u>\$ 26,890,000</u></u>	<u><u>\$ 1,320,000</u></u>	<u><u>\$ 1,039,748</u></u>	<u><u>\$ 511,402</u></u>	<u><u>\$ 25,570,000</u></u>

Serial Bonds
2023 Issue - Federally Taxable (Matures 2035)

	<u>2024 Beginning Balance</u>	<u>Principal Payment</u>	<u>Interest Payments</u>		<u>2024 Ending Balance</u>
			<u>First</u>	<u>Second</u>	
General Fund					
Community College					
Downtown Campus Phase II	\$ 1,697,503	\$ 67,503	\$ 82,046	\$ 40,750	\$ 1,630,000
Total Community College	<u>\$ 1,697,503</u>	<u>\$ 67,503</u>	<u>\$ 82,046</u>	<u>\$ 40,750</u>	<u>\$ 1,630,000</u>
Total General Fund	<u>\$ 1,697,503</u>	<u>\$ 67,503</u>	<u>\$ 82,046</u>	<u>\$ 40,750</u>	<u>\$ 1,630,000</u>
Total Federally Taxable 2023 Issue	<u><u>\$ 1,697,503</u></u>	<u><u>\$ 67,503</u></u>	<u><u>\$ 82,046</u></u>	<u><u>\$ 40,750</u></u>	<u><u>\$ 1,630,000</u></u>

Bond Anticipation Notes/Capital Notes Payment Schedule

Project Title	Fund	Department	Total	Principal	Interest
			BAN	Paydown	Due
			April 2023	April 2024	April 2024
General	1010	91000099	\$ 16,858,430	\$ 3,836,831	\$ 672,464
General BCC	1010	91000099	4,767,304	482,936	190,162
Total General			\$ 21,625,734	\$ 4,319,767	\$ 862,626
Arena	3110	39020008	\$ 665,000	\$ 232,500	\$ 26,526
County Road	3120	29010505	8,450,479	699,421	337,080
Library	3150	40000008	190,310	47,578	7,591
Road Machinery	3160	30020305	2,141,190	159,214	85,410
Aviation	2010	28040005	5,409,954	252,790	215,797
Solid Waste	2020	38020007	12,569,093	1,731,307	501,367
Transit	2040	31010505	785,398	110,804	31,329
Willow Point NH	2050	27040004	1,159,274	111,590	46,242
Fleet Management	2070	09020001	566,666	233,334	22,604
Grand Total BANs & Capital Notes			\$ 53,563,098	\$ 7,898,305	\$ 2,136,572

Bond Anticipation Notes Continued
Issue Date April 27, 2023
Maturity Date April 26, 2024

	Amount Outstanding
All Other General Fund	
17 Digitize Permanent Records	\$ 3,750
19 Digitize Permanent Land Records	22,600
19 Repair Permanent Land Records	5,800
19 Digitize Permanent Records	29,600
20 Digitize Permanent Records	30,000
21 Digitization of Permanent Land Records	95,500
22 Digitize Permanent County Records	68,000
22 Off-Site Scanning of Permanent County Records	48,000
23 Digitizing of County Land Records	220,000
23 Digitize Permanent County Records	134,000
15 Dark Fiber Installation	98,708
18 Computer Equipment Replacement/Update Technology	154,982
19 Computer Equipment Replacement/Update Technology	294,467
20 Computer Equipment Replacement/Update Technology	412,333
21 Computer Equipment Replacement/Update Technology	621,250
22 Computer Equipment Replacement/Update Technology	320,000
15 Resurface Public Safety Facility Parking Lot	120,000
18 County Regulatory/Environmental Compliance/Maintenance	18,750
18 County Building Renovations	29,506
18 Tripartite Facade Repair	80,000
19 County Regulatory/Environmental Compliance Maintenance	12,000
19 County Building Renovations	40,000
19 Tripartite Rehabilitation Phase 1	203,000
19 Veterans Facility	900,000
19 Design - Chenango St. Pedestrian Improvements	266,600
19 Sturges Street Demolition	65,000
20 County Regulatory/Environmental Compliance Maintenance	75,258
20 Watershed Site 9C Compliance Upgrade Design Permit	95,000
20 County Office Building Renovations and Maintenance	120,000

Bond Anticipation Notes Continued

Issue Date April 27, 2023

Maturity Date April 26, 2024

	Amount Outstanding
All Other General Fund - Continued	
20 Court Complex Renovations & Maintenance	53,743
20 Public Safety Renovations & Maintenance	90,600
20 Roof Repair at County Facilities	216,666
20 Security System Upgrade - Family Courts	99,500
21 County Regulatory/Environmental Compliance Maintenance	63,432
21 County Office Building Renovations and Maintenance	100,000
21 Court Complex Renovations & Maintenance	160,000
21 Public Safety Renovations & Maintenance	396,000
21 Roof Repair at County Facilities	186,541
21 Tripartite Equipment	65,000
21 Grippen Building Renovations	300,000
22 Environmental Compliance	100,000
22 County Office Buildings	350,000
22 County Office Buildings - HVAC Upgrades	783,000
22 Court Complex Renovations & Maintenance	60,000
22 Public Safety Renovations & Maintenance	60,000
22 Roof Repair at County Facilities	149,066
23 County Regulatory/Environmental Compliance Maintenance	100,000
23 Watershed Site 9C Compliance Upgrade Construction	400,000
23 County Building HVAC Upgrades	400,000
23 County Building Renovations / Maintenance	100,000
23 Court Complex Renovations & Maintenance	200,000
23 DPW Equipment Replacement	200,000
23 Public Safety Renovations & Maintenance	200,000
23 Roof Repair at County Facilities	200,000
23 Elevator Upgrades/Renovations	425,000
16 Public Safety Communications System Upgrade	17,000
19 Radio Infrastructure Equipment	630,300
19 Mobile Communications Vehicle	748,391
19 Radio Tower Site Prep	1,385,000

Bond Anticipation Notes Continued

Issue Date April 27, 2023

Maturity Date April 26, 2024

	Amount Outstanding
All Other General Fund - Continued	
19 Tower Site Equipment	774,262
22 OES Small Response Vehicle Replacement	33,333
23 OES Small Response Vehicle Replacement	100,000
23 OES Warehouse Building and Security Enhancements	99,000
23 Purchase Fire Truck	300,000
18 Jail Radio Replacement	7,264
18 In-Car Camera Replacement	27,266
20 Road Patrol IT upgrades	45,000
20 SECURITY SYSTEM UPGRADE - JAIL	441,900
21 Vehicle Replacement	66,666
22 Body Armor Vests	62,400
22 Vehicle Replacement	200,000
23 Body Cameras Replacement	90,000
23 In Car Camera Replacement	40,000
23 Lektriever Filing System	180,000
23 Vehicle Replacement	250,000
20 Senior Center Repairs and Improvements	37,961
18 Forum Marquee Replacement	63,191
19 DECO District-Upgrades	151,000
20 Forum Improvements	30,000
21 Forum Improvements	51,000
22 Forum Improvements	80,000
23 Forum Improvements	135,000
20 Parks Facilities Repairs and Renovations	92,309
20 Recreational Equipment Upgrades and Development	36,462
21 Parks Facilities Repairs and Renovations	191,333
21 Parks Vehicle Replacement	47,074
22 Parks Facilities Repairs and Renovations	94,333
22 Parks Vehicle Replacement	93,333
22 Parks Facilities Repairs and Renovations II	215,000
Total All Other General Fund	\$ 16,858,430

Bond Anticipation Notes Continued

Issue Date April 27, 2023

Maturity Date April 26, 2024

	Amount Outstanding
Community College (BCC)	
18 Critical Core Campus Rehabilitation	\$ 293,000
19 CEA Center Phase 1	77,000
19 Disabilities Access Improvements	5,000
19 Roof & HVAC Critical Replacements Phase 1	22,000
20 Building Renovation	968,333
20 Core Building Rehabilitation Phase III	1,660,463
20 Critical Maintenance Items Phase III	163,666
21 Electrical Upgrade	194,667
22 Critical HVAC	499,800
22 Infrastructure/Hardware/Software Technology	187,500
22 Nursing Expansion	383,375
23 Music Practice Area-Renovation Phase II	100,000
22 Land Acquisition	212,500
Total Community College	<u>\$ 4,767,304</u>
Total General Fund	<u><u>\$ 21,625,734</u></u>

Bond Anticipation Notes Continued
Issue Date April 27, 2023
Maturity Date April 26, 2024

	Amount Outstanding
Aviation	
17 SRE Equipment Replacement	\$ 8,180
18 Design And Construct Parking Revenue Control Upgrade	48,869
19 Design & Construct Fuel Farm Rehab/upgrade	23,655
21 Lighting Vault & Wind Cone - Design	17,000
21 Reconstruction Runway Safety Area - Design	2,500
22 Design Construction Reloc of Elect Vault & Vehicle Fuel Farm	49,250
22 Rehabilitate Taxiway Airfield Lighting-Design	118,000
22 Terminal Rehabilitation Project	5,000,000
23 Reconstruct Runway Safety Area-Runway 34 EMAS	142,500
Total Aviation Fund	\$ 5,409,954
County Road	
18 Old Route 17 Bridge Rehab Design (BIN3349620)	\$ 7,500
19 Bridge Maintenance Block Membrane & Bridges Design	2,200
19 Hooper Rd Bridge Rehab Design (BIN 3349750)	41,807
19 Juneberry Bridge Repl/Construction (BIN 3349940)	500
19 North Sanford Bridge Design (BIN 3349630)	23,216
20 Highway Reconstruction/Rehabilitation	472,579
20 County Bridge and Culvert Repairs	400,000
20 Old Route 17 Bridge Rehab Construction(BIN 3349620)	14,000
21 Highway Reconstruction/Rehabilitation	2,195,862
21 Corrugated Metal Arch Bridge Maintenance Repairs	657,000
21 County Bridge and Culvert Repairs	454,737
21 North Sanford Rd Bridge Construction	62,932
22 Colesville Road Intersection Signalization	59,000
22 County Pavement Maintenance	450,000
22 Highway Reconstruction/Rehabilitation	780,000
22 Second Street Drainage Replacement	378,100
22 County Bridge and Culvert Repairs	475,000

Bond Anticipation Notes Continued

Issue Date April 27, 2023

Maturity Date April 26, 2024

	Amount Outstanding
County Road - Continued	
22 CR 177 Bridge Paint/Maintenance	52,800
22 Old Rt 17 Bridge Rehab Construction	63,000
22 CR 20 Main Street Bridge	10,246
23 County Pavement Maintenance(Facilities/Parks)	300,000
23 Highway Reconstruction/Rehabilitation	900,000
23 County Bridge and Culvert Repairs	250,000
23 CR 20 BIN 3349250 and 3349370 Maintenance Design	80,000
23 Hooper Road Bridge Rehab(BIN 3349750)-Construction	320,000
Total County Road	<u>\$ 8,450,479</u>
 Fleet Management	
21 DPW - Fleet Replacement	\$ 133,333
22 DPW - Fleet Replacement	133,333
23 DPW - Fleet Replacement	300,000
Total Fleet Management Fund	<u>\$ 566,666</u>
 Road Machinery	
20 Highway Equipment Replacement	\$ 370,000
21 Highway Equipment Replacement	807,857
22 Highway Equipment Replacement	423,333
23 Highway Equipment Replacement	540,000
Total Road Machinery Fund	<u>\$ 2,141,190</u>

Bond Anticipation Notes Continued
Issue Date April 27, 2023
Maturity Date April 26, 2024

	Amount Outstanding
Solid Waste	
16 Colesville Landfill Remediation	\$ 40,000
17 Leachate Plant Modification	131,274
17 Section V Plan & Permit Modification	900,000
18 Section V Phase I Material Relocation Construction	8,863,333
19 Construction Of Section IV Cell IV	540,000
19 Engineering/Construction Review/Documents IV/IV	103,333
19 Landfill Equipment	400,000
20 Compost Facility Evaluation & Design	50,000
20 Water line upgrades	67,200
20 Design/Construction Review - Partial Closure Section IV	13,953
21 Residential Convenience Center Improvement	285,000
21 Section I Phase I Construction Review	300,000
23 Evaluate and Design Landfill Entrance	200,000
23 Sect V-Cell I Reclaimed Area Liner Const Oversight	550,000
23 Section V Cell Liner Design	125,000
Total Solid Waste Fund	\$ 12,569,093
Library	
22 Carpet Replacement	\$ 190,310
Total Library	\$ 190,310

Bond Anticipation Notes Continued

Issue Date April 27, 2023

Maturity Date April 26, 2024

	Amount Outstanding
	<u> </u>
Transit	
15 Purchase of Three (4) Clean Diesel Transit Buses	\$ 25,036
20 Upgrade Farebox System	8,334
20 Support Vehicles	10,459
20 Lean To Storage Building	42,751
21 Purchase five Transit Buses	115,325
21 Purchase 4 Cutaway Buses	33,185
21 Purchase 6 Electric Buses	535,308
23 Upgrade Transit Front Landscaping	15,000
Total Transit Fund	<u>\$ 785,398</u>
Veteran's Arena	
20 Arena Improvements	\$ 30,000
20 Broome County Arena Public Address Upgrade	225,000
21 Arena Improvements	90,000
22 Arena Improvement	320,000
Total Veteran's Arena Fund	<u>\$ 665,000</u>

Bond Anticipation Notes Continued

Issue Date April 27, 2023

Maturity Date April 26, 2024

	Amount Outstanding
Willow Point Nursing Home	
17 Asphalt Concrete Resurfacing Project	\$ 53,001
18 Betterments & Improvements	173,000
18 Exterior Facade And Entrance Repair Project	119,118
18 HVAC Upgrade & Improvements	160,000
18 Roofing Replacement	318,597
19 Betterments & Improvements	43,500
19 Curtain Upgrade	23,854
19 Door Upgrades	33,775
19 Electrical Upgrades	2,429
20 Equipment, Furnishings & Fixtures	22,000
21 Roofing and Chilling Tower Replacement	185,000
22 West Wing & Admin Building Roofing Project	25,000
Total Willow Point Nursing Home	<u>\$ 1,159,274</u>
 Total Bond Anticipation Notes	 <u>\$ 53,563,098</u>

Statement of
Authorized and Unborrowed Debt
For Open Capital Projects
Serial Bonds

	Resolution	Debt Authorized	Debt Unborrowed
Arena/Forum			
Forum Marquee Replacement	19-173	\$ 125,000	\$ 61,809
DECO District - Upgrades	19-174	485,775	194,310
DECO District - Boiler Upgrade	19-174	251,295	6,573
Forum Improvement	22-406	200,000	65,000
Arena Improvements	22-406	200,000	200,000
Aviation			
Design and Construct Parking Revenue Control Upgrade	17-389, & 22-127	\$ 1,666,667	\$ 1,451,667
Design & Construct Fuel Farm Rehabilitation/upgrade	18-406, & 22-126	973,940	237,674
Lighting Vault & Wind Cone - Design	22-124	210,000	57,571
Reconstruction Runway Safety Area - Design	22-124	500,000	128,200
Reconstruct Runway Safety Area - Design	22-124	750,000	635,615
Design Construction Relocation of Electrical Vault & Vehicle Fuel Farm	21-405	2,750,000	2,356,442
Rehabilitate Taxiway Airfield Lighting-Design	21-405	500,000	43,044
Terminal Rehabilitation Project	23-127, & *	44,781,754	39,781,834
Reconstruct Runway Safety Area-Runway 34 EMAS	22-406	7,425,000	7,282,500
Rehabilitate Taxiway, Airfield Lighting-Construct	22-406	5,550,000	5,587,021
Broome Community College			
CEA Center Phase 1	18-406, 19-174	250,000	143,000
Roof & HVAC Critical Replacements Phase 1	18-406, 19-174	635,000	38,737
Building Renovation	19-491	2,000,000	991,625
Core Building Rehabilitation Phase III	19-491	5,000,000	2,526,233
Critical Maintenance Items III	19-491	500,000	108,920
Electrical Upgrade	20-364	500,000	192,565
Critical HVAC	21-405	1,000,000	482,489
Infrastructure/Hardware/Software Technology	21-405	375,000	187,500
Nursing Expansion	21-405	2,000,000	1,616,625
Core Building Rehabilitation	22-406	1,300,000	1,300,000
Music Practice Area-Renovation Phase II	22-406	200,000	100,000
Nursing Program Expansion-Furniture and Equipment	22-406	1,000,000	1,000,000
Roofing Projects	22-406	300,000	300,000
Land Acquisition	23-127	425,000	212,500

Statement of
Authorized and Unborrowed Debt
For Open Capital Projects
Serial Bonds

	Resolution	Debt Authorized	Debt Unborrowed
County Clerk			
Digitize Permanent Records	20-364	\$ 150,000	\$ 1,300
Digitize Permanent County Records	22-406	150,000	16,000
County Road			
Hooper Rd Bridge Rehabilitation Design (BIN 3349750)	18-406, 20-125	330,000	119,803
Old Route 17 Bridge Construction (BIN3349850)	18-406	3,460,000	107,854
Old Route 17 Bridge Design (BIN3350050)	19-491	355,000	55,959
Highway Reconstruction/Rehabilitation	20-364, & 22-124	3,848,059	1
Colesville Road Intersection Signalization	21-405	507,000	434,000
Highway Reconstruction/Rehabilitation	21-405, *	4,415,530	197,082
CR 177 Bridge Paint/Maintenance	21-405	285,000	104,636
Old Rt 17 Bridge Rehab Construction	21-405	1,780,000	1,700,000
CR 20 Main Street Bridge	23-127	204,920	194,674
County Pavement Maintenance(Facilities/Parks)	22-406	500,000	200,000
Highway Reconstruction/Rehabilitation	22-406	2,500,000	1,600,000
County Bridge and Culvert Repairs	22-406	500,000	250,000
CR 20 BIN 3349250 and 3349370 Maintenance Design	22-406	400,000	320,000
Hooper Road Bridge Rehab(BIN 3349750)-Construction	22-406	1,600,000	1,280,000
Emergency Services			
Mobile Communications Vehicle	19-174	\$ 1,100,000	\$ 164,511
Tower Site Equipment	19-174	2,006,300	128,717
Information Technology			
Dark Fiber Installation	16-76	\$ 1,175,000	\$ 67,292
Computer Equipment Replacement/Update Technology	21-405	1,100,000	700,000
Computer Equipment Replacement/Update Technology	22-406	1,100,000	1,100,000
Library			
Library Improvements	*	\$ 100,000	\$ 100,000

Statement of
Authorized and Unborrowed Debt
For Open Capital Projects
Serial Bonds

	Resolution	Debt Authorized	Debt Unborrowed
Parks and Recreation			
Otsiningo Stage Construction	16-425	\$ 200,000	\$ 31,672
Recreational Equipment Upgrades and Development	19-491	50,000	7,400
Parks Vehicles Replacement	20-364	210,000	119,592
Parks Equipment Replacement	21-405	186,000	186,000
Parks Facilities Repairs and Renovations II	23-127	999,500	474,500
Grippen Park Renovation	23-127	3,350,000	1,985,000
BAGSAI Renovations	23-127	4,550,000	1,050,000
Planning			
Grippen Park and Chugnut Trail Waterfront Improvements	23-128	\$ 2,613,820	\$ 2,613,820
PW-Buildings & Grounds			
Tripartite Rehabilitation Phase 1	18-406	\$ 733,000.00	\$ 500,000.00
Veterans Facility	19-174	2,350,000	1,000,000
Design - Chenango St. Pedestrian Improvements	20-125	999,680	580,870
Watershed Site 9C Upgrade	19-491	280,000	109,000
County Regulatory/Environmental Compliance Maintenance	20-364	100,000	568
County Regulatory/Environmental Compliance Maintenance	22-406	175,000	75,000
Watershed Site 9C Compliance Upgrade Construction	22-406	1,100,000	700,000
County Building HVAC Upgrades	22-406	900,000	500,000
Court Complex Renovations & Maintenance	22-406	250,000	50,000
DPW Equipment Replacement	22-406	250,000	50,000
Roof Repair at County Facilities	22-406	250,000	50,000
Elevator Upgrades/Renovations	23-128	1,250,000	825,000

Statement of
Authorized and Unborrowed Debt
For Open Capital Projects
Serial Bonds

	<u>Resolution</u>	<u>Debt Authorized</u>	<u>Debt Unborrowed</u>
Public Transportation			
Garage Door	20-126	\$ 305,000	\$ 140,247
Bus Stop Sign Replacement	21-68, 22-125, & 23-125	2,373,981	1,772,167
30 Bus Shelters	21-69	315,000	14,339
Six Electric Buses	22-124, & *	10,936,040	10,339,533
Purchase five lifts	22-406	225,000	225,000
Purchase Generator for Full Facility/Bus Charging	22-406	350,000	350,000
Purchase Replacement Service Truck	22-406	130,000	130,000
Purchase six Cutaway buses	22-406	600,000	600,000
Upgrade Transit Front Landscaping	22-406	150,000	135,000
Transit Fuel Farm	*	949,869	949,869
Road Machinery			
Highway Equipment Replacement	21-405	\$ 900,000	\$ 416,667
Highway Equipment Replacement	22-406, & *	\$ 1,264,030	\$ 724,030
Sheriff			
In Car Camera Replacement	22-406	\$ 85,000	\$ 45,000

Statement of
Authorized and Unborrowed Debt
For Open Capital Projects
Serial Bonds

	Resolution	Debt Authorized	Debt Unborrowed
Solid Waste			
Landfill Gas Collection System	14-45	\$ 2,500,000	\$ 1,930,853
Landfill Remediation	15-403	100,000	21,000
Leachate Plant Modification	16-425	450,000	275,419
Engineering/Construction Review/Documents IV/IV	18-406	700,000	171,000
Storm Water Equipment	18-406	50,000	50,000
Colesville Demolition-Buffer property	19-491	40,000	40,000
Compost Facility Evaluation & Design	19-491	400,000	350,000
Leachate Plant Upgrades	19-491	2,500,000	2,500,000
Section IV Cell 5 Design	19-491	125,000	100,000
Partial Closure of Section IV of the Broome County Landfill	20-126	2,000,000	1,920,000
Design/Construction Review - Partial Closure Section IV	21-68	400,000	384,000
Colesville Landfill Remediation	20-364	50,000	50,000
Landfill Equipment	20-364	500,000	497,600
Residential Convenience Center Improvement	20-364, 23-126	500,000	135,000
Section I Phase I Relocation Area Closure Construction	20-364	2,210,000	2,210,000
Landfill Equipment	21-405	500,000	500,000
Construction of Section IV Cell V	22-406	11,000,000	11,000,000
Landfill Equipment	22-406	525,000	525,000
Reclamation Phase I Fill Area Closure Design	22-406	200,000	200,000
Sect V-Cell I Reclaimed Area Liner Const Oversight	22-406	750,000	750,000
Section V Cell I Reclaimed Area Liner Construction	22-406	13,000,000	13,000,000

Statement of
Authorized and Unborrowed Debt
For Open Capital Projects
Serial Bonds

	Resolution	Debt Authorized	Debt Unborrowed
Willow Point Nursing Home			
Therapy Room	15-403	\$ 70,000	\$ 6,170
Asphalt Concrete Resurfacing Project	16-425	90,000	500
Betterments & Improvements	17-389	495,500	500
HVAC Upgrades & Improvements	17-389	250,000	34,000
Betterments & Improvements	18-406	200,000	90,500
Door Upgrades	18-406	50,000	9,167
Electrical Upgrades	18-406	100,000	79,000
Betterments & Improvements	19-491	200,000	106,667
Curtain Upgrade	19-491	50,000	33,750
Door Replacement	19-491	50,000	50,000
Equipment, Furnishings, & Fixtures	19-491	50,000	18,000
Betterments & Improvements	20-364	100,000	80,000
Equipment, Furnishings, & Fixtures	20-364	75,000	60,000
Kitchen Dish Line Replacement	20-364	80,000	48,000
Resident Hospital Bed Replacement	20-364	159,800	95,880
Roof & Chilling Tower Replacement	20-364	435,000	192,000
Fire alarm system upgrades	21-405	625,000	553,000
Front Lobby Bathroom and Flooring Renovation	21-405	100,000	80,000
West Wing & Admin Building Roofing Project	21-405	125,000	75,000
Door Replacement	22-406	50,000	50,000
West Wing & Admin Building Roofing Project - Construction	22-406	800,000	800,000
Total		<u>\$ 191,332,460</u>	<u>\$ 141,891,752</u>

* Pending legislative approval.

Authorized Capital Projects
Open as of June 20, 2023

	CIP Year	Total Appropriations	Available Appropriations
Arena/Forum			
Forum Marquee Replacement	2018	\$ 125,000	\$ 61,809
Forum Improvements	2019	50,000	842
DECO District - Upgrades	2019	485,775	168,470
DECO District - Boiler Upgrade	2019	251,295	6,573
Forum Improvements	2022	100,000	24,420
Forum Improvement	2023	200,000	200,000
Arena Security Upgrades	2016	75,000	1,813
Arena Improvements	2022, 2022a	350,000	82,193
Arena Improvements	2023	200,000	190,145
		<u>\$ 1,837,070</u>	<u>\$ 736,265</u>
Aviation			
Design and Construct Parking Revenue Control Upgrade	2018, 2022a	\$ 1,666,667	\$ 1,666,667
Design & Construct Fuel Farm Rehabilitation/upgrade	2019	973,940	18,231
Lighting Vault & Wind Cone - Design	2021	210,000	41,236
Reconstruction Runway Safety Area - Design	2021	500,000	19,500
Reconstruct Runway Safety Area - Design	2021	750,000	677,150
Design Construction Relocation of Electrical Vault & Vehicle Fuel Farm	2022	2,750,000	2,378,708
Rehabilitate Taxiway Airfield Lighting-Design	2022	500,000	153,293
Terminal Rehabilitation Project	2022, 2023a	44,781,754	43,745,861
Reconstruct Runway Safety Area-Runway 34 EMAS	2023	7,425,000	7,423,800
Rehabilitate Taxiway, Airfield Lighting-Construct	2023	5,550,000	5,550,000
		<u>\$ 65,107,361</u>	<u>\$ 61,674,446</u>

Authorized Capital Projects
Open as of June 20, 2023

	CIP Year	Total Appropriations	Available Appropriations
Broome Community College			
CEA Center Phase 1	2019, 2019a	\$ 250,000	\$ 218,000
Roof & HVAC Critical Replacements Phase 1	2019, 2019a	635,000	17,716
Building Renovation	2020	2,000,000	1,983,250
Core Building Rehabilitation Phase III	2020	5,000,000	3,514,340
Critical Maintenance Items III	2020	500,000	85,915
Electrical Upgrade	2021	500,000	247,390
Critical HVAC	2022	1,000,000	952,291
Infrastructure/Hardware/Software Technology	2022	375,000	375,000
Nursing Expansion	2022	2,000,000	2,000,000
Core Building Rehabilitation	2023	1,300,000	1,300,000
Music Practice Area-Renovation Phase II	2023	200,000	200,000
Nursing Program Expansion-Furniture and Equipment	2023	1,000,000	1,000,000
Roofing Projects	2023	300,000	300,000
Land Acquisition	2023	425,000	425,000
		<u>\$ 15,485,000</u>	<u>\$ 12,618,902</u>
County Clerk - Records Management			
Repair Permanent Land Records	2019	\$ 29,000	\$ 359
Digitize Permanent Records	2021	150,000	1,318
Digitize Permanent Records	2022	85,000	12,391
Digitize Permanent Records	2022	60,000	60,000
Digitizing County Land Records	2023	220,000	220,000
Digitize Permanent County Records	2023	150,000	140,453
		<u>\$ 694,000</u>	<u>\$ 434,521</u>
DPW-Fleet			
Fleet Replacement	2022	\$ 200,000	\$ 98,024
Fleet Replacement	2023	300,000	300,000
		<u>\$ 500,000</u>	<u>\$ 398,024</u>

Authorized Capital Projects
Open as of June 20, 2023

	CIP Year	Total Appropriations	Available Appropriations
Emergency Services			
Mobile Communications Vehicle	2019	\$ 1,100,000	\$ 154,408
Tower Site Equipment	2019	2,006,300	130,631
OES Warehouse Building and Security Enhancements	2023	99,000	99,000
Purchase Fire Truck	2023	300,000	33,967
		<u>\$ 3,505,300</u>	<u>\$ 418,006</u>
Information Technology			
Dark Fiber Installation	2016	\$ 1,175,000	\$ 67,292
Computer Equipment Replacement/Update Technology	2022	1,100,000	635,673
Computer Equipment Replacement/Update Technology	2023	1,100,000	1,100,000
		<u>\$ 3,375,000</u>	<u>\$ 1,802,965</u>
Highways/Bridges			
Hooper Rd Bridge Rehabilitation Design (BIN 3349750)	2019, 2019a	\$ 330,000	\$ 164,805
Old Route 17 Bridge Construction (BIN3349850)	2019, 2020a	3,460,000	277,940
Old Route 17 Bridge Design (BIN3350050)	2020	355,000	63,256
County Bridge and Culvert Repairs	2022	500,000	66,323
CR 177 Bridge Paint/Maintenance	2022	285,000	144,516
Old Rt 17 Bridge Rehab Construction	2022	1,780,000	1,749,673
CR 20 Main Street Bridge	2022a	204,920	240,920
County Bridge and Culvert Repairs	2023	500,000	497,553
CR 20 BIN 3349250 and 3349370 Maintenance Design	2023	400,000	400,000
Hooper Road Bridge Rehab(BIN 3349750)-Construction	2023	1,600,000	1,600,000
		<u>\$ 9,414,920</u>	<u>\$ 5,204,987</u>

Authorized Capital Projects
Open as of June 20, 2023

	CIP Year	Total Appropriations	Available Appropriations
Highways/Roads			
Highway Reconstruction/Rehabilitation	2021	\$ 3,848,058	\$ 82,585
Colesville Road Intersection Signalization	2022	507,000	456,121
County Pavement Maintenance	2022	500,000	17,829
Highway Reconstruction/Rehabilitation	2022, 2022a	4,415,530	826,469
Second Street Drainage Replacement	2022	398,000	47,580
County Pavement Maintenance(Facilities/Parks)	2023	500,000	500,000
Highway Reconstruction/Rehabilitation	2023	2,500,000	2,227,312
		<u>\$ 12,668,588</u>	<u>\$ 4,157,895</u>
Library			
Library Improvements	2023	\$ 100,000	\$ 100,000
		<u>\$ 100,000</u>	<u>\$ 100,000</u>

Authorized Capital Projects
Open as of June 20, 2023

	CIP Year	Total Appropriations	Available Appropriations
Parks & Recreation			
Otsiningo Stage Construction	2017	\$ 200,000	\$ 67,547
Parks Facility Repairs & Renovation	2017	75,000	707
Dorchester Gateway	2018	572,000	1,330
Parks Facilities Repairs & Renovations	2018	100,000	1,010
Parks Facilities Repairs & Renovations	2019	50,000	500
Parks Facility Development	2019	50,000	1,564
Parks Surface Rehabilitation	2019	100,000	9,504
Parks Facilities Repairs and Renovations	2020	100,000	15,524
Recreational Equipment Upgrades and Development	2020	50,000	17,087
Parks Facilities Repairs and Renovations	2021	205,000	205,000
Parks Equipment Replacement	2022	186,000	69,977
Parks Facilities Repairs and Renovations	2022	100,000	100,000
Parks Vehicle Replacement	2022	140,000	4,167
Parks Project Design	2022	825,000	625,456
Parks Facilities Repairs and Renovations II	2022	999,500	916,800
Parks Equipment Replacement II	2022	500,000	347,105
Grippen Park Renovation	2022	3,350,000	3,350,000
BAGSAI Renovations	2022	4,550,000	2,700,101
Winter Sports Construction	2022	1,000,000	1,000,000
		<u>\$ 13,152,500</u>	<u>\$ 9,433,379</u>
Planning			
Grippen Park and Chugnut Trail Waterfront Improvements	2023	\$ 2,613,820	\$ 2,613,820
		<u>\$ 2,613,820</u>	<u>\$ 2,613,820</u>

Authorized Capital Projects
Open as of June 20, 2023

	CIP Year	Total Appropriations	Available Appropriations
Public Transportation			
Garage Door	2020	\$ 305,000	\$ 104,004
Bus Stop Sign Replacement	2020, 2021a, 2023a	2,373,981	1,470,313
30 Bus Shelters	2021	315,000	14,339
Six Electric Buses	2021, 2023a	10,396,040	10,205,728
Purchase five lifts	2023	225,000	225,000
Purchase Generator for Full Facility/Bus Charging	2023	350,000	350,000
Purchase Replacement Service Truck	2023	130,000	130,000
Purchase six Cutaway buses	2023	600,000	600,000
Upgrade Transit Front Landscaping	2023	150,000	150,000
Transit Fuel Farm		949,869	949,869
		<u>\$ 15,794,890</u>	<u>\$ 14,199,253</u>
Public Works			
Resurface Public Safety Facility Parking Lot	2015	\$ 450,000	\$ 87
Tripartite Facade Repair	2018	100,000	100,000
Tripartite Rehabilitation Phase 1	2019	733,000	733,000
Veterans Facility	2019	2,350,000	1,772,908
Design - Chenango St. Pedestrian Improvements	2019	999,680	473,147
Bagsai and Grippen Park Improvements	2019	200,000	29,782
Pathways To Play at Dorchester Park	2019	175,000	5,167
Veteran's Center Renovation	2019	500,000	500,000
County Regulatory/Environmental/Compliance/Maintenance	2020	175,000	118
Watershed Site 9C Upgrade	2020	280,000	157,737
Court Complex Renovations	2020	140,000	233
Security System Upgrade - Family Courts	2020	163,500	11,149
County Regulatory/Environmental Compliance Maintenance	2021	100,000	568
County Office Building Renovations and Maintenance	2021	150,000	39,281
Court Complex Renovations/Maintenance	2021	200,000	65,541
Public Safety Renovations & Maintenance	2021	450,000	222,463
Tripartite Equipment	2021	75,000	8,529
Grippen Building Renovations	2021	300,000	30,681
Environmental Compliance	2022	100,000	49,729
County Office Buildings	2022	350,000	350,000

Authorized Capital Projects
Open as of June 20, 2023

	CIP Year	Total Appropriations	Available Appropriations
County Office Buildings - HVAC Upgrades	2022	783,000	555,077
Court Complex Renovations & Maintenance	2022	60,000	60,000
Public Safety Renovations & Maintenance	2022	60,000	530
County Regulatory/Environmental Compliance Maintenance	2023	175,000	175,000
Watershed Site 9C Compliance Upgrade Construction	2023	1,100,000	956,121
County Building HVAC Upgrades	2023	900,000	900,000
County Building Renovations / Maintenance	2023	100,000	100,000
Court Complex Renovations & Maintenance	2023	250,000	250,000
DPW Equipment Replacement	2023	250,000	236,807
Public Safety Renovations & Maintenance	2023	200,000	194,072
Roof Repair at County Facilities	2023	250,000	249,853
Elevator Upgrades/Renovations	2023	1,250,000	1,250,000
		<u>\$ 13,369,180</u>	<u>\$ 9,477,580</u>
Road Machinery			
Highway Equipment Replacement	2021	\$ 900,000	\$ 446,397
Highway Equipment Replacement	2022	900,000	333,939
Highway Equipment Replacement	2023, 2023a	1,264,030	1,237,486
		<u>\$ 3,064,030</u>	<u>\$ 2,017,822</u>
Sheriff			
In-Car Camera Replacement	2018	\$ 100,000	\$ 15,827
Security System Upgrade - Jail	2020	736,500	85,841
Body Armor Vests	2022	78,000	7,958
Vehicle Replacement	2022	250,000	222,989
Body Cameras Replacement	2023	90,000	90,000
In Car Camera Replacement	2023	85,000	85,000
Lektriever Filing System	2023	180,000	180,000
Vehicle Replacement	2023	250,000	246,629
		<u>\$ 1,769,500</u>	<u>\$ 934,244</u>

Authorized Capital Projects
Open as of June 20, 2023

	CIP Year	Total Appropriations	Available Appropriations
Solid Waste			
Construction of Sewer Line	2014, 2015a	\$ 10,550,000	\$ 625,810
Landfill Gas Collection & Control System I	2014	2,500,000	1,930,853
Landfill Remediation	2016	100,000	21,387
Leachate Plant Modification	2017	450,000	275,419
Section V Plan & Permit Modification	2017, 2022a	1,200,000	671,290
Section V Phase I Material Relocation Construction	2018	9,850,000	765,688
Engineering/Construction Review/Documents IV/IV	2019	700,000	171,750
Storm Water Equipment	2019	50,000	50,000
Colesville Demolition-Buffer property	2020	40,000	40,000
Compost Facility Evaluation & Design	2020	400,000	400,000
Leachate Plant Upgrades	2020	2,500,000	2,500,000
Section IV Cell 5 Design	2020	125,000	125,000
Water line upgrades	2020	70,000	60,025
Partial Closure of Section IV of the Broome County Landfill	2020	2,000,000	2,000,000
Design/Construction Review - Partial Closure Section IV	2020	400,000	384,394
Colesville Landfill Remediation	2021	50,000	50,000
Landfill Equipment	2021	500,000	500,000
Residential Convenience Center Improvement	2021, 2022a	500,000	62,900
Section I Phase I Relocation Area Closure Construction	2021	2,210,000	2,210,000
Section I Phase I Construction Review	2021	300,000	25,632
Landfill Equipment	2022	500,000	500,000
Construction of Section IV Cell V	2023	11,000,000	11,000,000
Evaluate and Design Landfill Entrance	2023	200,000	200,000
Landfill Equipment	2023	525,000	525,000
Reclamation Phase I Fill Area Closure Design	2023	200,000	200,000
Sect V-Cell I Reclaimed Area Liner Const Oversight	2023	750,000	750,000
Section V Cell I Reclaimed Area Liner Construction	2023	13,000,000	13,000,000
Section V Cell Liner Design	2023	125,000	125,000
		\$ 60,795,000	\$ 39,170,148

Authorized Capital Projects
Open as of June 20, 2023

	CIP Year	Total Appropriations	Available Appropriations
Willow Point Nursing Facility			
WPNH Software Conversion	2014	\$ 60,000	\$ 39,387
Therapy Room	2016	70,000	6,171
Asphalt Concrete Resurfacing Project	2017	90,000	2,500
Betterments & Improvements	2018	495,500	1,323
HVAC Upgrades & Improvements	2018	250,000	34,562
Betterments & Improvements	2019	200,000	80,838
Curtain Upgrade	2019	35,240	2,613
Door Upgrades	2019	50,000	15,109
Electrical Upgrades	2019	100,000	79,037
Betterments & Improvements	2020	200,000	196,939
Curtain Upgrade	2020	50,000	50,000
Door Replacement	2020	50,000	50,000
Equipment, Furnishings, & Fixtures	2020	50,000	18,583
Betterments & Improvements	2021	100,000	100,000
Equipment, Furnishings, & Fixtures	2021	75,000	75,000
Kitchen Dish Line Replacement	2021	80,000	59,974
Resident Hospital Bed Replacement	2021	159,800	159,800
Roof & Chilling Tower Replacement	2021	435,000	136,268
Fire alarm system upgrades	2022	625,000	590,403
Front Lobby Bathroom and Flooring Renovation	2022	100,000	100,000
West Wing & Admin Building Roofing Project	2022	125,000	75,268
Door Replacement	2023	50,000	50,000
West Wing & Admin Building Roofing Project - Construction	2023	800,000	800,000
		<u>\$ 4,250,540</u>	<u>\$ 2,723,775</u>

"a" signifies a budget amendment.

Debt Statement Summary

Summary of Indebtedness, Debt Limit and Net Debt - Contracting Margin, as of October 1, 2023

Five-Year Average Full Valuation		\$ 10,436,327,097
Debt Limit - 7% thereof		730,542,897
Bonds	66,392,503	
MBBA Bonds	8,925,000	
Bond Anticipation Notes	53,563,098	
Total Net Indebtedness Subject to Debt Limit		<u>128,880,601</u>
Net Debt-Contracting Margin		<u>\$ 601,662,296</u>
 The percent of debt contracting power exhausted is		 17.64%

Community College Debt Liability and Payment History
By Year, Issue and Project
2023

	January 1 Beginning Liability Principal Balance	Pay Date Principal Payment April 15th	Pay Date 1st Interest Payment April 15th	Pay Date 2nd Interest Payment October 15th	31-Dec Ending Liability Principal Balance
2010 Issue (Matures 2025)					
Technology Initiative	\$ 10,930	\$ 3,500	\$ 325	\$ 221	\$ 7,430
Update Master Plan	1,803	577	54	36	1,226
Wales Building Renovation	34,561	11,069	1,029	699	23,492
Original Boiler Replacement Phase II	126,224	40,424	3,756	2,553	85,800
Feasibility Study	7,334	2,349	218	148	4,985
Energy Management Improvements	30,362	9,724	904	614	20,638
Roof Replacement Phase II	150,833	48,306	4,489	3,051	102,527
West Gym Bleachers	38,136	12,213	1,135	771	25,923
Roadway and Lot Upgrades	18,702	5,989	557	378	12,713
Roof Replacement III	70,649	22,626	2,103	1,429	48,023
Science Building	72,986	23,375	2,172	1,476	49,611
Alms Building Demo & Site Restoration	65,515	20,982	1,950	1,325	44,533
Direct Digital Control	48,892	15,658	1,455	989	33,234
Natural Gas Piping Replacement	61,116	19,573	1,819	1,236	41,543
Total 2010 Issue	\$ 738,043	\$ 236,365	\$ 21,966	\$ 14,926	\$ 501,678
2016 Issue (Matures 2035)					
Science Building	\$ 389,922	\$ 26,011	\$ 4,838	\$ 4,578	\$ 363,911
Wales Building Upgrades	107,082	7,143	1,329	1,257	99,939
Roofs Replacement IV	61,395	4,095	762	721	57,300
Total 2016 Issue	\$ 558,399	\$ 37,249	\$ 6,929	\$ 6,556	\$ 521,150
2018 Issue (Matures 2031)					
Science Building	\$ 4,127,589	\$ 407,950	\$ 61,914	\$ 55,795	\$ 3,719,639
Hazardous Materials	32,886	3,250	493	445	29,636
Wales Building Upgrades	791,977	78,275	11,880	10,706	713,702
Electrical Infrastructure	14,537	1,437	218	197	13,100
HVAC Upgrades/Replacement	50,430	4,984	756	682	45,446
Water & Sewer Renovations/Upgrades	108,215	10,695	1,623	1,463	97,520
Sidewalks, Roadways, & Other Parking Lots	15,346	1,517	230	207	13,829
HVAC & Roof Critical Replacements	79,069	7,815	1,186	1,069	71,254
Total 2018 Issue	\$ 5,220,049	\$ 515,923	\$ 78,300	\$ 70,564	\$ 4,704,126
2020 Issue (Matures 2034)					
HVAC Upgrades/Replacement	\$ 34,535	\$ 2,499	\$ 372	\$ 347	\$ 32,036
Water & Sewer Renovations/Upgrades	51,139	3,700	551	514	47,439
Total 2020 Issue	\$ 85,674	\$ 6,199	\$ 923	\$ 861	\$ 79,475

Community College Debt Liability and Payment History
By Year, Issue and Project
2023

	January 1	Pay Date	Pay Date	Pay Date	31-Dec
	Beginning Liability Principal Balance	Principal Payment April 15th	1st Interest Payment April 15th	2nd Interest Payment October 15th	Ending Liability Principal Balance
2023 Issue (Matures 2035)					
Roof Replacement III	\$ -	\$ -	\$ -	\$ -	\$ 4,036
Roofs Replacement IV	-	-	-	-	3,229
HVAC & Roof Critical Replacements	-	-	-	-	6,899
Critical Core Campus Rehabilitation	-	-	-	-	659,816
Roads, Parking, and walkway upgrades	-	-	-	-	38,467
Roof & HVAC Critical Replacements Phase 1	-	-	-	-	134,044
Total 2023 Issue	\$ -	\$ -	\$ -	\$ -	\$ 846,491
2023 Federally Taxable Issue (Matures 2035)		April 15th	April 15th	October 15th	
Downtown Campus Phase II	\$ -	\$ -	\$ -	\$ -	\$ 1,697,503
Total 2023 Federally Taxable Issue	\$ -	\$ -	\$ -	\$ -	\$ 1,697,503
Total Serial Bonds	\$ 6,602,165	\$ 795,736	\$ 108,118	\$ 92,907	\$ 8,350,423
04/22 Bond Anticipation Note (Matures 04/23)		April 28th	April 28th		
Roof Replacement III	\$ 6,610	\$ 6,610	\$ 134	-	\$ -
Roofs Replacement IV	4,408	4,408	89	-	-
Sidewalks, Roadways, & Other Parking Lots	27,751	27,751	563	-	-
HVAC & Roof Critical Replacements	15,067	15,067	306	-	-
Core Building Rehab Phase I	49,999	49,999	1,015	-	-
Downtown Campus Phase II	7,602,347	7,602,347	228,070	-	-
Critical Core Campus Rehabilitation	1,105,554	812,554	22,443	-	293,000
CEA Center Phase 1	4,000	2,000	81	-	2,000
Disabilities Access Improvements	10,000	5,000	203	-	5,000
Roads, Parking, and walkway upgrades	49,000	49,000	995	-	-
Roof & HVAC Critical Replacements Phase 1	244,250	222,250	4,958	-	22,000
Building Renovation	475,000	31,667	9,643	-	443,333
Core Building Rehabilitation Phase III	1,010,933	72,210	20,522	-	938,723
Critical Maintenance Items Phase III	233,333	69,667	4,737	-	163,666
Electrical Upgrade	259,500	64,833	5,268	-	194,667
Total Bond Anticipation Notes	\$ 11,097,752	\$ 9,035,363 *	\$ 299,027	\$ -	\$ 2,062,389
Total Serial Bonds and Bond Anticipation Notes	\$ 17,699,917	\$ 9,831,099	\$ 407,145	\$ 92,907	\$ 10,412,812

* Principal payment is comprised of budgeted principal payments, plus unbudgeted paydowns, plus remaining BAN proceeds reissued as serial bonds.

Community College Debt Liability and Payment History
By Year, Issue and Project
2023

	January 1 Beginning Liability Principal Balance	Pay Date Principal Payment April 15th	Pay Date 1st Interest Payment April 15th	Pay Date 2nd Interest Payment October 15th	31-Dec Ending Liability Principal Balance
2010 Issue (Matures 2025)					
Technology Initiative	\$ 7,430	\$ 3,642	\$ 221	\$ 113	\$ 3,788
Update Master Plan	1,226	601	36	19	625
Wales Building Renovation	23,492	11,516	699	356	11,976
Original Boiler Replacement Phase II Feasibility Study	85,800	42,059	2,553	1,302	43,741
Energy Management Improvements	4,985	2,443	148	76	2,542
Roof Replacement Phase II	20,638	10,117	614	313	10,521
West Gym Bleachers	102,527	50,258	3,051	1,556	52,269
Roadway and Lot Upgrades	25,923	12,707	771	393	13,216
Roof Replacement III	12,713	6,232	378	193	6,481
Science Building	48,023	23,541	1,429	729	24,482
Alms Building Demo & Site Restoration	49,611	24,319	1,476	753	25,292
Direct Digital Control	44,533	21,830	1,325	676	22,703
Natural Gas Piping Replacement	33,234	16,292	989	504	16,942
Total 2010 Issue	\$ 501,678	\$ 245,921	\$ 14,926	\$ 7,613	\$ 255,757
2016 Issue (Matures 2035)					
Science Building	\$ 363,911	\$ 26,610	\$ 4,578	\$ 4,312	\$ 337,301
Wales Building Upgrades	99,939	7,308	1,257	1,184	92,631
Roofs Replacement IV	57,300	4,190	721	679	53,110
Total 2016 Issue	\$ 521,150	\$ 38,108	\$ 6,556	\$ 6,175	\$ 483,042
2018 Issue (Matures 2031)					
Science Building	\$ 3,719,639	\$ 417,900	\$ 55,795	\$ 49,526	\$ 3,301,739
Hazardous Materials	29,636	3,330	445	395	26,306
Wales Building Upgrades	713,702	80,184	10,706	9,503	633,518
Electrical Infrastructure	13,100	1,472	197	174	11,628
HVAC Upgrades/Replacement	45,446	5,106	682	605	40,340
Water & Sewer Renovations/Upgrades	97,520	10,956	1,463	1,298	86,564
Sidewalks, Roadways, & Other Parking Lots	13,829	1,554	207	184	12,275
HVAC & Roof Critical Replacements	71,254	8,005	1,069	949	63,249
Total 2018 Issue	\$ 4,704,126	\$ 528,507	\$ 70,564	\$ 62,634	\$ 4,175,619
2020 Issue (Matures 2034)					
HVAC Upgrades/Replacement	\$ 32,036	\$ 2,555	\$ 347	\$ 322	\$ 29,481
Water & Sewer Renovations/Upgrades	47,439	3,783	514	476	43,656
Total 2020 Issue	\$ 79,475	\$ 6,338	\$ 861	\$ 798	\$ 73,137

Community College Debt Liability and Payment History
By Year, Issue and Project
2023

	January 1	Pay Date	Pay Date	Pay Date	31-Dec
	Beginning Liability Principal Balance	Principal Payment April 15th	1st Interest Payment April 15th	2nd Interest Payment October 15th	Ending Liability Principal Balance
2023 Issue (Matures 2035)					
Roof Replacement III	\$ 4,036	\$ 198	\$ 156	\$ 77	\$ 3,838
Roofs Replacement IV	3,229	158	125	61	3,071
HVAC & Roof Critical Replacements	6,899	339	267	131	6,560
Critical Core Campus Rehabilitation	659,816	32,390	25,513	12,549	627,426
Roads, Parking, and walkway upgrades	38,467	1,888	1,487	732	36,579
Roof & HVAC Critical Replacements Phase 1	134,044	6,580	5,183	2,549	127,464
Total 2023 Issue	<u>\$ 846,491</u>	<u>\$ 41,553</u>	<u>\$ 32,731</u>	<u>\$ 16,099</u>	<u>\$ 804,938</u>
2023 Federally Taxable Issue (Matures 2035)					
Downtown Campus Phase II	\$ 1,697,503	\$ 67,503	\$ 82,046	\$ 40,750	\$ 1,630,000
Total 2023 Federally Taxable Issue	<u>\$ 1,697,503</u>	<u>\$ 67,503</u>	<u>\$ 82,046</u>	<u>\$ 40,750</u>	<u>\$ 1,630,000</u>
Total Serial Bonds	<u>\$ 8,350,423</u>	<u>\$ 927,930</u>	<u>\$ 207,684</u>	<u>\$ 134,069</u>	<u>\$ 7,422,493</u>
04/23 Bond Anticipation Note (Matures 04/24)					
Critical Core Campus Rehabilitation	\$ 293,000	\$ 29,300	\$ 11,687	-	\$ 263,700
CEA Center Phase 1	77,000	77,000	3,071	-	-
Disabilities Access Improvements	5,000	5,000	199	-	-
Roof & HVAC Critical Replacements Phase 1	22,000	3,667	878	-	18,333
Building Renovation	968,333	69,167	38,626	-	899,166
Core Building Rehabilitation Phase III	1,660,463	127,728	66,234	-	1,532,735
Critical Maintenance Items Phase III	163,666	12,590	6,528	-	151,076
Electrical Upgrade	194,667	24,333	7,765	-	170,334
Critical HVAC	499,800	49,980	19,936	-	449,820
Infrastructure/Hardware/Software Technology	187,500	18,750	7,479	-	168,750
Nursing Expansion	383,375	38,338	15,292	-	345,037
Land Acquisition	212,500	7,083	8,476	-	205,417
Music Practice Area-Renovation Phase II	100,000	20,000	3,989	-	80,000
Total Bond Anticipation Notes	<u>\$ 4,767,304</u>	<u>\$ 482,936 *</u>	<u>\$ 190,160</u>	<u>\$ -</u>	<u>\$ 4,284,368</u>
Total Serial Bonds and Bond Anticipation Notes	<u>\$ 13,117,727</u>	<u>\$ 1,410,866</u>	<u>\$ 397,845</u>	<u>\$ 134,069</u>	<u>\$ 11,706,861</u>

* Principal payment is comprised of budgeted principal payments, plus unbudgeted paydowns, plus remaining BAN proceeds reissued as serial bonds.

Community College Debt Liability and Payment Schedule
By Fiscal Year, Issue and Project
2022-2023

BCC Fiscal Year: September 1 - August 31

	September 1 Beginning Liability Principal Balance	Pay Date 1st Interest Payment October 15th	Pay Date Principal Payment April 15th	Pay Date 2nd Interest Payment April 15th	August 31 Ending Liability Principal Balance
2010 Issue (Matures 2025)					
Technology Initiative	\$ 10,930	\$ 325	\$ 3,500	\$ 325	\$ 7,430
Update Master Plan	1,803	54	577	54	1,226
Wales Building Renovation	34,561	1,029	11,069	1,029	23,492
Original Boiler Replacement Phase II	126,224	3,756	40,424	3,756	85,800
Feasibility Study	7,334	218	2,349	218	4,985
Energy Management Improvements	30,362	904	9,724	904	20,638
Roof Replacement Phase II	150,833	4,489	48,306	4,489	102,527
West Gym Bleachers	38,136	1,135	12,213	1,135	25,923
Roadway and Lot Upgrades	18,702	557	5,989	557	12,713
Roof Replacement III	70,649	2,103	22,626	2,103	48,023
Science Building	72,986	2,172	23,375	2,172	49,611
09 Alms Building Demo & Site Restoration	65,515	1,950	20,982	1,950	44,533
10 Direct Digital Control	48,892	1,455	15,658	1,455	33,234
10 Natural Gas Piping Replacement	61,116	1,819	19,573	1,819	41,543
Total 2010 Issue	\$ 738,043	\$ 21,966	\$ 236,365	\$ 21,966	\$ 501,678
2016 Issue (Matures 2035)					
Science Building	\$ 389,922	\$ 4,838	\$ 26,011	\$ 4,838	\$ 363,911
Wales Building Upgrades	107,082	1,329	7,143	1,329	99,939
Roofs Replacement IV	61,395	762	4,095	762	57,300
Total 2016 Issue	\$ 558,399	\$ 6,929	\$ 37,249	\$ 6,929	\$ 521,150
2018 Issue (Matures 2031)					
		November 1st	May 1st	May 1st	
Science Building	\$ 4,127,589	\$ 61,914	\$ 407,950	\$ 61,914	\$ 3,719,639
Hazardous Materials	32,886	493	3,250	493	29,636
Wales Building Upgrades	791,977	11,880	78,275	11,880	713,702
Electrical Infrastructure	14,537	218	1,437	218	13,100
HVAC Upgrades/Replacement	50,430	756	4,984	756	45,446
Water & Sewer Renovations/Upgrades	108,215	1,623	10,695	1,623	97,520
Sidewalks, Roadways, & Other Parking Lots	15,346	230	1,517	230	13,829
HVAC & Roof Critical Replacements	79,069	1,186	7,815	1,186	71,254
Total 2018 Issue	\$ 5,220,049	\$ 78,300	\$ 515,923	\$ 78,300	\$ 4,704,126

Community College Debt Liability and Payment Schedule
By Fiscal Year, Issue and Project
2022-2023

BCC Fiscal Year: September 1 - August 31

	September 1 Beginning Liability Principal Balance	Pay Date 1st Interest Payment October 15th	Pay Date Principal Payment April 15th	Pay Date 2nd Interest Payment April 15th	August 31 Ending Liability Principal Balance
2020 Issue (Matures 2034)					
HVAC Upgrades/Replacement	\$ 34,535	\$ 372	\$ 2,499	\$ 372	\$ 32,036
Water & Sewer Renovations/Upgrades	51,139	551	3,700	551	47,439
Total 2020 Issue	<u>\$ 85,674</u>	<u>\$ 923</u>	<u>\$ 6,199</u>	<u>\$ 923</u>	<u>\$ 79,475</u>
2023 Issue (Matures 2035)					
Roof Replacement III	\$ -	\$ -	\$ -	\$ -	\$ 4,036
Roofs Replacement IV	-	-	-	-	3,229
HVAC & Roof Critical Replacements	-	-	-	-	6,899
Critical Core Campus Rehabilitation	-	-	-	-	659,816
Roads, Parking, and walkway upgrades	-	-	-	-	38,467
Roof & HVAC Critical Replacements Phase 1	-	-	-	-	134,044
Total 2023 Issue	<u>\$ -</u>	<u>\$ -</u>	<u>\$ -</u>	<u>\$ -</u>	<u>\$ 846,491</u>
2023 Federally Taxable Issue (Matures 2035)					
Downtown Campus Phase II	\$ -	\$ -	\$ -	\$ -	\$ 1,697,503
Total 2023 Federally Taxable Issue	<u>\$ -</u>	<u>\$ -</u>	<u>\$ -</u>	<u>\$ -</u>	<u>\$ 1,697,503</u>
Total Serial Bonds	<u><u>\$ 6,602,165</u></u>	<u><u>\$ 108,118</u></u>	<u><u>\$ 795,736</u></u>	<u><u>\$ 108,118</u></u>	<u><u>\$ 8,350,423</u></u>

Community College Debt Liability and Payment Schedule
By Fiscal Year, Issue and Project
2022-2023

BCC Fiscal Year: September 1 - August 31

	September 1 Beginning Liability Principal Balance	Pay Date 1st Interest Payment	Pay Date Principal Payment	Pay Date 2nd Interest Payment	August 31 Ending Liability Principal Balance
			April 28th	April 28th	
04/22 Bond Anticipation Note (Matures 04/23)					
Roof Replacement III	\$ 6,610		\$ 6,610	\$ 134	\$ -
Roofs Replacement IV	4,408		4,408	89	-
Sidewalks, Roadways, & Other Parking Lots	27,751		27,751	563	-
HVAC & Roof Critical Replacements	15,067		15,067	306	-
Core Building Rehab Phase I	49,999		49,999	1,015	-
Downtown Campus Phase II	7,602,347		7,602,347	228,070	-
Critical Core Campus Rehabilitation	1,105,554		812,554	22,443	293,000
CEA Center Phase 1	4,000		2,000	81	2,000
Disabilities Access Improvements	10,000		5,000	203	5,000
Roads, Parking, and walkway upgrades	49,000		49,000	995	-
Roof & HVAC Critical Replacements Phase 1	244,250		222,250	4,958	22,000
Building Renovation	475,000		31,667	9,643	443,333
Core Building Rehabilitation Phase III	1,010,933		72,210	20,522	938,723
Critical Maintenance Items Phase III	233,333		69,667	4,737	163,666
Electrical Upgrade	259,500		64,833	5,268	194,667
Total Bond Anticipation Notes	<u>\$ 11,097,752</u>	<u>\$ -</u>	<u>\$ 9,035,363</u>	<u>\$ 299,027</u>	<u>\$ 2,062,389</u>
Total Serial Bonds and Bond Anticipation Notes	<u>\$ 17,699,917</u>	<u>\$ 108,118</u>	<u>\$ 9,831,099</u>	<u>\$ 407,145</u>	<u>\$ 10,412,812</u>

*April 2022 BAN amounts represent current short-term borrowing.

There is no estimate made of additional need for borrowing, for these or other projects.

Community College Debt Liability and Payment Schedule
By Fiscal Year, Issue and Project
2022-2023

BCC Fiscal Year: September 1 - August 31

	September 1 Beginning Liability Principal Balance	Pay Date 1st Interest Payment October 15th	Pay Date Principal Payment April 15th	Pay Date 2nd Interest Payment April 15th	August 31 Ending Liability Principal Balance
2010 Issue (Matures 2025)					
Technology Initiative	\$ 7,430	\$ 221	\$ 3,642	\$ 221	\$ 3,788
Update Master Plan	1,226	36	601	36	625
Wales Building Renovation	23,492	699	11,516	699	11,976
Original Boiler Replacement Phase II	85,800	2,553	42,059	2,553	43,741
Feasibility Study	4,985	148	2,443	148	2,542
Energy Management Improvements	20,638	614	10,117	614	10,521
Roof Replacement Phase II	102,527	3,051	50,258	3,051	52,269
West Gym Bleachers	25,923	771	12,707	771	13,216
Roadway and Lot Upgrades	12,713	378	6,232	378	6,481
Roof Replacement III	48,023	1,429	23,541	1,429	24,482
Science Building	49,611	1,476	24,319	1,476	25,292
09 Alms Building Demo & Site Restoration	44,533	1,325	21,830	1,325	22,703
10 Direct Digital Control	33,234	989	16,292	989	16,942
10 Natural Gas Piping Replacement	41,543	1,236	20,364	1,236	21,180
Total 2010 Issue	\$ 501,678	\$ 14,926	\$ 245,921	\$ 14,926	\$ 255,757
2016 Issue (Matures 2035)					
Science Building	\$ 363,911	\$ 4,578	\$ 26,610	\$ 4,578	\$ 337,301
Wales Building Upgrades	99,939	1,257	7,308	1,257	92,631
Roofs Replacement IV	57,300	721	4,190	721	53,110
Total 2016 Issue	\$ 521,150	\$ 6,556	\$ 38,108	\$ 6,556	\$ 483,042
2018 Issue (Matures 2031)					
		November 1st	May 1st	May 1st	
Science Building	\$ 3,719,639	\$ 55,795	\$ 417,900	\$ 55,795	\$ 3,301,739
Hazardous Materials	29,636	445	3,330	445	26,306
Wales Building Upgrades	713,702	10,706	80,184	10,706	633,518
Electrical Infrastructure	13,100	197	1,472	197	11,628
HVAC Upgrades/Replacement	45,446	682	5,106	682	40,340
Water & Sewer Renovations/Upgrades	97,520	1,463	10,956	1,463	86,564
Sidewalks, Roadways, & Other Parking Lots	13,829	207	1,554	207	12,275
HVAC & Roof Critical Replacements	71,254	1,069	8,005	1,069	63,249
Total 2018 Issue	\$ 4,704,126	\$ 70,564	\$ 528,507	\$ 70,564	\$ 4,175,619

Community College Debt Liability and Payment Schedule
By Fiscal Year, Issue and Project
2022-2023

BCC Fiscal Year: September 1 - August 31

	September 1 Beginning Liability Principal Balance	Pay Date 1st Interest Payment October 15th	Pay Date Principal Payment April 15th	Pay Date 2nd Interest Payment April 15th	August 31 Ending Liability Principal Balance
2020 Issue (Matures 2034)					
HVAC Upgrades/Replacement	\$ 32,036	\$ 347	\$ 2,555	\$ 347	\$ 29,481
Water & Sewer Renovations/Upgrades	47,439	514	3,783	514	43,656
Total 2020 Issue	<u>\$ 79,475</u>	<u>\$ 861</u>	<u>\$ 6,338</u>	<u>\$ 861</u>	<u>\$ 73,137</u>
2023 Issue (Matures 2035)					
Roof Replacement III	\$ 4,036	\$ -	\$ 198	\$ 156	\$ 3,838
Roofs Replacement IV	3,229	-	158	125	3,071
HVAC & Roof Critical Replacements	6,899	-	339	267	6,560
Critical Core Campus Rehabilitation	659,816	-	32,390	25,513	627,426
Roads, Parking, and walkway upgrades	38,467	-	1,888	1,487	36,579
Roof & HVAC Critical Replacements Phase 1	134,044	-	6,580	5,183	127,464
Total 2023 Issue	<u>\$ 846,491</u>	<u>\$ -</u>	<u>\$ 41,553</u>	<u>\$ 32,731</u>	<u>\$ 804,938</u>
2023 Federally Taxable Issue (Matures 2035)					
Downtown Campus Phase II	\$ 1,697,503	\$ -	\$ 67,503	\$ 82,046	\$ 1,630,000
Total 2023 Federally Taxable Issue	<u>\$ 1,697,503</u>	<u>\$ -</u>	<u>\$ 67,503</u>	<u>\$ 82,046</u>	<u>\$ 1,630,000</u>
Total Serial Bonds	<u><u>\$ 8,350,423</u></u>	<u><u>\$ 92,907</u></u>	<u><u>\$ 927,930</u></u>	<u><u>\$ 207,684</u></u>	<u><u>\$ 7,422,493</u></u>

Community College Debt Liability and Payment Schedule
By Fiscal Year, Issue and Project
2022-2023

BCC Fiscal Year: September 1 - August 31

	September 1 Beginning Liability Principal Balance	Pay Date 1st Interest Payment	Pay Date Principal Payment	Pay Date 2nd Interest Payment	August 31 Ending Liability Principal Balance
04/23 Bond Anticipation Note (Matures 04/24)			April 26th	April 26th	
Critical Core Campus Rehabilitation	\$ 293,000		\$ 29,300	\$ 11,687	\$ 263,700
CEA Center Phase 1	77,000		77,000	3,071	-
Disabilities Access Improvements	5,000		5,000	199	-
Roof & HVAC Critical Replacements Phase 1	22,000		3,667	878	18,333
Building Renovation	968,333		69,167	38,626	899,166
Core Building Rehabilitation Phase III	1,660,463		127,728	66,234	1,532,735
Critical Maintenance Items Phase III	163,666		12,590	6,528	151,076
Electrical Upgrade	194,667		24,333	7,765	170,334
Critical HVAC	499,800		49,980	19,936	449,820
Infrastructure/Hardware/Software Technology	187,500		18,750	7,479	168,750
Nursing Expansion	383,375		38,338	15,292	345,037
Land Acquisition	212,500		7,083	8,476	205,417
Music Practice Area-Renovation Phase II	100,000		20,000	3,989	80,000
Total Bond Anticipation Notes	<u>\$ 4,767,304</u>	<u>\$ -</u>	<u>\$ 482,936</u>	<u>\$ 190,160</u>	<u>\$ 4,284,368</u>
Total Serial Bonds and Bond Anticipation Notes	<u>\$ 13,117,727</u>	<u>\$ 92,907</u>	<u>\$ 1,410,866</u>	<u>\$ 397,844</u>	<u>\$ 11,706,861</u>

*April 2023 BAN amounts represent current short-term borrowing.

There is no estimate made of additional need for borrowing, for these or other projects.

Statement of Community College
 Authorized and Unborrowed Debt
 For Community College projects open as of June 20, 2023

Serial Bonds and Bond Anticipation Notes

	Authorizing Resolution	Total Debt Authorized	Debt Unborrowed
CEA Center Phase 1	18-406, 19-174	\$ 250,000	\$ 143,000
Roof & HVAC Critical Replacements Phase 1	18-406, 19-174	635,000	38,737
Building Renovation	19-491	2,000,000	991,625
Core Building Rehabilitation Phase III	19-491	5,000,000	2,526,233
Critical Maintenance Items III	19-491	500,000	108,920
Electrical Upgrade	20-364	500,000	192,565
Critical HVAC	21-405	1,000,000	482,489
Infrastructure/Hardware/Software Technology	21-405	375,000	187,500
Nursing Expansion	21-405	2,000,000	1,616,625
Core Building Rehabilitation	22-406	1,300,000	1,300,000
Music Practice Area-Renovation Phase II	22-406	200,000	100,000
Nursing Program Expansion-Furniture and Equipment	22-406	1,000,000	1,000,000
Roofing Projects	22-406	300,000	300,000
Land Acquisition	23-127	425,000	212,500
		<u>\$15,485,000</u>	<u>\$ 9,200,194</u>

Community College Authorized Capital Projects
Open as of June 20, 2023

	CIP Year	Total Appropriations	Available Appropriations as of 06/20/23
CEA Center Phase 1	2019	\$ 250,000	\$ 218,000
Roof & HVAC Critical Replacements Phase 1	2019	635,000	17,716
Building Renovation	2020	2,000,000	1,983,250
Core Building Rehabilitation Phase III	2020	5,000,000	3,514,340
Critical Maintenance Items III	2020	500,000	85,915
Electrical Upgrade	2021	500,000	247,390
Critical HVAC	2022	1,000,000	952,291
Infrastructure/Hardware/Software Technology	2022	375,000	375,000
Nursing Expansion	2022	2,000,000	2,000,000
Land Acquisition	2022	425,000	425,000
Core Building Rehabilitation	2023	1,300,000	1,300,000
Music Practice Area-Renovation Phase II	2023	200,000	200,000
Nursing Program Expansion-Furniture and Equipment	2023	1,000,000	1,000,000
Roofing Projects	2023	300,000	300,000
Total		<u>\$ 15,485,000</u>	<u>\$ 12,618,902</u>

Supplementary Information

<u>Department/Division</u>	<u>Page</u>	<u>Department/Division</u>	<u>Page</u>
Personnel Changes	502	County Fees	536
Personnel Summary	506	Arena	537
Financial Summaries	509	Forum	538
Historical Tax Levies and Rates	530	Parks	539
Property Tax Levy by Municipality	532	En-Joie Golf	540
Property Tax Exemption Summary	534	OMB - Unpaid Taxes	541
		County Clerk	542
		Motor Vehicles	543
		Health Department	544
		Landfill	546
		Office For Aging	547
		GIS mapping	548
		Sheriff	551
		Weights and Measures	552
		Miscellaneous	
		County Library	553
		Willow Point Rehab. & Nursing Center	553
		Security- Dog Shelter	553
		Security - Taxicab	553
		Information Technology	553
		Civil Service Exam	554
		Legislature	554
		Real Property Tax Services	554
		Greater Binghamton Airport	554
		911 Emergency Services	554
		Public Defender	554
		Public Transportation	554

Personnel Changes

2024 Adopted Personnel Changes

Department	Count	Title	Grade	Action	Amount (with benefits)
1 Audit and Control	01010001	2 Senior Internal Auditor	26 BAPA	Upgrade from Internal Auditor	\$ 9,047
2 County Clerk - DMV	04020001	12 Motor Vehicle Clerk	12 CSEA	Upgrade from 10 CSEA	37,582
3 County Clerk - DMV	04020001	9 Motor Vehicle Clerk (Part Time)	12 CSEA	Upgrade from 10 CSEA	17,725
4 County Clerk - DMV	04020001	1 Principal Motor Vehicle Clerk	15 CSEA	Upgrade from 13 CSEA	-
5 County Clerk - DMV	04020001	3 Senior Motor Vehicle Clerk	13 CSEA	Upgrade from 11 CSEA	371
6 County Clerk - Records	04030001	1 Senior Records Clerk	11 CSEA	Upgrade from 9 CSEA	3,647
7 Executive	05000001	1 Executive Asst. to the County Executive	24 Admin	Upgrade from 23 Admin	730
8 Executive	05000001	1 Administrative Asst. to the County Executive	21 Admin	Upgrade from 20 Admin	159
9 Executive	05000001	1 Secretary to Deputy County Executive	16 Admin	Upgrade from 15 Admin	128
10 District Attorney	06000001	4 Assistant District Attorney II	AT-2	Abolish	(434,964)
11 District Attorney	06000001	1 Secretary	13 CSEA	Abolish	(55,824)
12 District Attorney	06000001	1 Administrative Assistant to the District Attorney	18 Admin	Abolish	(66,459)
13 District Attorney	06000001	1 Administrative Assistant to the District Attorney	21 Admin	Upgrade from 18 Admin	10,031
14 District Attorney	06000001	1 Public Relations Coordinator	27 Admin	Create	107,740
15 District Attorney	06000001	2 Discovery Technician	18 CSEA	Create	147,820
16 District Attorney	06030001	1 Fiscal Services Administrator	24 Admin	Abolish	(121,020)
17 District Attorney	06030001	1 Senior Investigator - District Attorney	26 Admin	Create	97,287
18 District Attorney	06030001	1 Fiscal Manager	17 BAPA	Create	72,530
19 District Attorney	06030001	1 Senior Account Clerk	9 CSEA	Create	52,294
20 District Attorney	06030001	1 Receptionist/Typist	7 Admin	Abolish	(44,431)
21 Elections	07000001	2 Deputy Commissioner of Elections	G Admin	Upgrade from E Admin	18,031
22 Fleet	09000001	1 Fleet Manager	22 BAPA	Create	89,151
23 Information Technology	10010001	1 Print Shop Manager	20 BAPA	Upgrade from Senior Duplicating Machine Operator 15 CSEA	11,678
24 Information Technology	10020001	1 Administrative Assistant to IT	19 CSEA	Upgrade from Secretary 13 CSEA	3,194
25 Information Technology	10020001	1 Associate Security Analyst	26 BAPA	Create	106,216
26 Information Technology	10020001	1 Computer Technician Coordinator	20 BAPA	Upgrade from Customer Support Coordinator CSEA 20	1,345
27 Information Technology	10020001	1 Information Technology Project Coordinator	23 BAPA	Create	93,042
28 Information Technology	10020001	1 Network Architect	26 BAPA	Create	106,216
29 Information Technology	10020001	1 Network Engineer	26 BAPA	Abolish	(106,216)
30 Information Technology	10020001	1 Senior IT Contract Coordinator	19 CSEA	Upgrade from IT Contract Coordinator 16 CSEA	3,450
31 Information Technology	10020001	1 Systems Administrator	26 BAPA	Create	106,216
32 Information Technology	10020001	1 Senior Computer Hardware Technician	18 CSEA	Create	73,910
33 Legal - DSS	11020001	1 Senior Assistant County Attorney	AT-3	Upgrade from Assistant County Attorney II	8,164
34 Legal - DSS	11020001	1 Office Manager	16 Admin	Increase from 37.5 to 40 hours	4,681
35 Legal - DSS	11020001	2 Paralegal	15 Admin	Increase from 37.5 to 40 hours	7,101
36 Legal - DSS	11020001	2 Secretary	14 Admin	Increase from 37.5 to 40 hours	7,783
37 Legislature	12010001	1 2nd Deputy Clerk of the County Legislature	18 Admin	Upgrade from 17 Admin	1,254
38 Legislature	12010001	1 Clerk of the County Legislature	K Admin	Upgrade from H Admin	23,155
39 Legislature	12010001	1 Deputy Clerk of the County Legislature	22 Admin	Upgrade from 21 Admin	4,470
40 DPW-Building & Grounds	15020101	1 Facility Manager	22 BAPA	Create	89,151
41 DPW-Building & Grounds	15020101	1 Senior Maintenance Mechanic	AFSCME	Create	67,506
42 Office of Emergency Services	20010003	1 Emergency Services Dispatcher I	16 CSEA	Unfund	(68,485)
43 Office of Emergency Services	20010003	1 Maintenance Mechanic	AFSCME	Create	64,367

Department	Count	Title	Grade	Action	Amount (with benefits)
44 Office of Emergency Services	20010003	1 Fire Coordinator	D Admin	Upgrade from 22 Admin	\$ 8,351
45 Office of Emergency Services	20010003	2 Senior Emergency Services Dispatcher	22 BAPA	Transfer from 20020003	206,642
46 Office of Emergency Services	20020003	2 Senior Emergency Services Dispatcher	22 BAPA	Transfer to 20010003	(206,642)
47 Office of Emergency Services	20050003	1 Secretary	13 CSEA	Abolish unfunded position	-
48 Office of Emergency Services	20050003	1 STOP-DWI Coordinator	22 Admin	Abolish unfunded position	-
49 Probation	21010003	2 Probation Officer 1	19 CSEA	Unfund	(146,948)
50 Security	22000203	1 Senior Security Officer II	18 CSEA	Create	73,762
51 Sheriff	23010003	5 Corrections Officer	AFSCME	Unfund	(345,385)
52 Sheriff	23010003	1 Corrections Sergeant	AFSCME	Create	115,248
53 Sheriff	23010003	2 Keyboard Specialist	8 CSEA	Increase from 37.5 to 40 hours	6,809
54 Sheriff	23010003	1 Library Clerk	07 CSEA	Increase from 37.5 to 40 hours	2,886
55 Sheriff	23020103	2 Keyboard Specialist	8 CSEA	Increase from 37.5 to 40 hours	4,696
56 Sheriff	23020303	3 Deputy Sheriff	BCSLEOA	Create	276,033
57 Sheriff	23020303	1 Deputy Sheriff Sergeant	BCSLEOA	Create	131,344
58 Sheriff	23020303	1 Keyboard Specialist	8 CSEA	Increase from 37.5 to 40 hours	2,367
59 Sheriff	23020403	1 Keyboard Specialist	8 CSEA	Increase from 37.5 to 40 hours	2,406
60 Sheriff	23020403	1 Principal Account Clerk	13 CSEA	Increase from 37.5 to 40 hours	3,958
61 Sheriff	23020403	1 Senior Account Clerk	9 CSEA	Increase from 37.5 to 40 hours	3,380
62 Sheriff	23020403	1 Undersheriff	K Admin	Upgrade from I Admin	20,108
63 Sheriff	23020403	1 Sheriff	SHF	Upgrade above COLA	13,724
64 Health Department	25010004	1 Principal Account Clerk (Part-Time)	13 CSEA	Create	27,911
65 Health Department	25010004	1 Senior Account Clerk (Part-Time)	9 CSEA	Abolish	(30,231)
66 Health Department	25020004	1 Health Program Specialist	8 CSEA	Create	35,814
67 Health Department	25020004	1 Office Manager	16 BAPA	Create	19,123
68 Health Department	25020004	1 Public Health Nurse	20 CSEA	Abolish	(76,557)
69 Health Department	25020004	1 Senior Medical Assistant	13 CSEA	Abolish	(58,021)
70 Willow Point RNC	27010104	1 Supervising Nurse I	27 BAPA	Upgrade from 22 BAPA	5,738
71 Willow Point RNC	27010304	1 Principal Billing Specialist	16 CSEA	Upgrade from Senior Billing Specialist	10,507
72 Willow Point RNC	27010304	1 Principal Billing Specialist	16 CSEA	Upgrade from 15 CSEA	850
73 Willow Point RNC	27060204	1 Infection Control Nurse	26 CSEA	Upgrade from 22 CSEA	22,864
74 Willow Point RNC	27060204	8 Supervising Nurse I	27 BAPA	Upgrade from 22 BAPA	135,558
75 Willow Point RNC	27060204	1 Supervising Nurse II	28 BAPA	Upgrade from 23 BAPA	19,860
76 Willow Point RNC	27060304	2 Charge Nurse	27 CSEA	Upgrade from 23 CSEA	30,238
77 Willow Point RNC	27060304	6 Registered Professional Nurse - Nursing Home	26 CSEA	Upgrade from 22 CSEA	185,256
78 Aviation	28010005	1 Airport Maintenance Supervisor	16 BAPA	Abolish	(107,243)
79 Aviation	28010005	1 Fiscal Manager	17 BAPA	Create	75,935
80 Public Transportation	31010105	5 Passenger Van Operator (Part Time)	ATU	Create	229,849
81 Public Transportation	31010105	1 Transit Mechanic	ATU	Create	65,900
82 Public Transportation	31010105	2 Coach Operator	ATU	Abolish	-
83 Social Services	35010006	1 Accounting Supervisor Grade A	22 BAPA	Upgrade from 21 BAPA	720
84 Social Services	35010006	1 Accounting Supervisor Grade B	18 CSEA	Create	67,715
85 Social Services	35010006	1 Office Manager	16 BAPA	Create	66,344
86 Social Services	35010006	1 Senior Clerk	8 CSEA	Abolish	(49,426)
87 Social Services	35020006	1 Keyboard Specialist	8 CSEA	Abolish	(49,426)
88 Social Services	35030006	1 Caseworker - DSS	18 CSEA	Create	65,095

Department	Count	Title	Grade	Action	Amount (with benefits)
89 Social Services	35030006	1 Management Associate	18 BAPA	Abolish	\$ (77,022)
90 Social Services	35030006	1 Principal Clerk	12 CSEA	Abolish	(58,596)
91 Social Services	35030006	1 Principal Social Services Examiner	17 CSEA	Create	69,040
92 Social Services	35030006	1 Social Services Examiner	13 CSEA	Create	57,994
93 Social Services	35030006	2 Substance Use Disorder Counselor	16 CSEA	Abolish	(130,190)
94 Social Services	35030006	1 Job Developer	18 CSEA	Upgrade from 16 CSEA	-
95 Social Services	35050006	1 Intensive Case Manager	20 CSEA	Create	72,161
96 Social Services	35050006	1 Senior Account Clerk	9 CSEA	Abolish	(50,135)
97 Social Services	35060006	1 Assistant Support Collection Supervisor	13 CSEA	Abolish	(58,446)
98 Social Services	35060006	1 Senior Support Investigator	16 CSEA	Create	61,076
99 Planning	37000007	1 GIS Specialist	23 CSEA	Upgrade from 20 CSEA	8
100 Planning	37000007	3 Senior Planner	23 CSEA	Upgrade from 21 CSEA	14,444
101 Planning	37000007	2 Planner	20 CSEA	Upgrade from 18 CSEA	11,156
102 Planning	37000007	1 GIS Technician	18 CSEA	Upgrade from 15 CSEA	1,860
103 Library	40000008	1 Custodial Supervisor	11 CSEA	Create	61,060
104 Library	40000008	1 Custodial Worker (Part Time)	6 CSEA	Abolish	(19,173)
105 Library	40000008	1 Deputy County Historian	DCH	Unfund	(9,854)
106 Library	40000008	1 Library Assistant	13 CSEA	Create	66,088
107 Library	40000008	1 Library Clerk (Part Time)	6 CSEA	Create	19,173
108 Library	40000008	1 Senior Account Clerk	9 CSEA	Unfund	(56,550)
109 Office of Management and Budget	45010001	1 Financial Analyst	19 CSEA	Create	71,818
110 Office of Management and Budget	45010001	1 Treasury Clerk	16 CSEA	Create	65,669
111 Office of Management and Budget	45010001	1 Senior Budget Analyst	22 BAPA	Create	93,488
112 Office of Management and Budget	45010001	1 Secretary	13 CSEA	Create	61,484
113 Office of Management and Budget	45010001	1 Deputy Director of OMB	G Admin	Abolish	(121,040)
114 Office of Management and Budget	45010001	1 Deputy Director of OMB - Accounting	G Admin	Create	121,040
115 Office of Management and Budget	45010001	1 Deputy Director of OMB - Budget	G Admin	Create	121,040
116 Office of Management and Budget	45010001	1 Treasury Manager	26 BAPA	Abolish	(116,316)
	178				\$ 1,688,161

Personnel Summary

Summary of Authorized Positions by Department
Full-time and Part-time

	2022		Current		2024 Requested		2024 Recommended		2024 Adopted	
	Full-time	Part-time	Full-time	Part-time	Full-time	Part-time	Full-time	Part-time	Full-time	Part-time
<u>General Fund</u>										
Legislature	5	15	5	15	5	15	5	15	5	15
County Executive	6	0	6	0	6	0	6	0	6	0
County Clerk	30	9	30	9	30	9	30	9	30	9
District Attorney	45	2	43	2	46	2	46	2	43	2
Audit and Control	10	0	9	0	9	0	9	0	9	0
Coroners	0	4	0	4	0	4	0	4	0	4
Elections	10	2	10	2	12	2	10	2	10	2
Office of Management and Budget	13	0	13	0	17	0	17	0	17	0
Information Technology	33	2	33	2	36	2	36	2	37	2
Law (County Attorney)	23	0	23	0	23	0	23	0	23	0
Personnel	10	1	10	1	10	1	10	1	10	1
Public Defender	21	0	21	0	21	0	21	0	21	0
Public Works (including Security)	93	0	97	0	102	0	101	0	101	0
Purchasing	4	0	4	0	4	0	4	0	4	0
Real Property Tax Services	11	0	11	0	11	0	11	0	11	0
Sheriff	262	6	264	6	272	6	272	6	272	6
Emergency Services	66	18	67	18	68	18	68	18	68	18
Probation	51	0	50	0	50	0	50	0	50	0
STOP-DWI	2	0	2	0	0	0	0	0	0	0
Health Department	37	13	37	11	37	11	37	11	37	11
Mental Health	3	0	3	0	3	0	3	0	3	0
Office for the Aging	5	2	5	1	5	1	5	1	5	1
Social Services	292	1	291	5	290	5	290	5	290	5
Veterans Services	3	1	3	1	3	1	3	1	3	1
Planning and Economic Development	13	0	12	0	12	0	12	0	12	0
Parks, Recreation, and Youth Services	20	0	25	2	25	2	25	2	25	2
General Fund Total	1,068	76	1,074	79	1,097	79	1,094	79	1,092	79

Summary of Authorized Positions by Department
Full-time and Part-time

	2022		Current		2024 Requested		2024 Recommended		2024 Adopted	
	Full-time	Part-time	Full-time	Part-time	Full-time	Part-time	Full-time	Part-time	Full-time	Part-time
<u>Enterprise Fund Type</u>										
Aviation	19	2	23	6	23	6	23	6	23	6
Public Transportation	81	34	81	35	82	40	82	40	82	40
Solid Waste Management	25	0	26	0	26	0	26	0	26	0
Willow Point Rehabilitation and Nursing Center	257	79	254	76	254	76	254	76	254	76
Enterprise Fund Type Total	382	115	384	117	385	122	385	122	385	122
<u>Internal Service Fund Type</u>										
Fleet Management	3	0	3	0	4	0	4	0	4	0
Risk & Insurance	6	0	7	0	7	0	7	0	7	0
Internal Services Fund Type Total	9	0	10	0	11	0	11	0	11	0
<u>Special Revenue Fund Type</u>										
Library	15	12	17	11	19	11	19	11	19	11
County Highway	69	0	68	0	68	0	68	0	68	0
Veterans Memorial Arena	5	2	6	2	7	2	6	2	6	2
En-Joie Golf Course	4	0	4	0	4	0	4	0	4	0
Special Revenue Fund Type Total	93	14	95	13	98	13	97	13	97	13
Total Positions - Full-time Part-time by Year	1,552	205	1,563	209	1,591	214	1,587	214	1,585	214
Total Positions by Year	<u>1,757</u>		<u>1,772</u>		<u>1,805</u>		<u>1,801</u>		<u>1,799</u>	

Financial Summaries

Broome County Government

Appropriation by Character

Report: BP060

Type: EXPENSE

Budget Yr: 2024

Character	Character Title	2022 Actuals	2023 Budget	2023 Actuals as of 11/20/2023	2024 Budget Requested	2024 Budget Recommended	2024 Budget Adopted
0000010	Personnel Service	85,847,640	95,882,105	70,573,026	103,190,696	103,061,740	103,091,077
0000020	Equipment and Capital Outlay	86,081	811,874	549,829	1,806,866	1,806,866	1,806,866
0000040	Contractual Expenditures	302,035,119	232,869,887	196,382,833	245,473,803	245,182,192	245,182,192
0000041	Chargeback Expenses	16,895,440	18,178,889	10,676,325	15,419,333	15,419,333	15,493,243
0000042	Depreciation	10,348,545	0	111,513	0	0	0
0000060	Principal on Indebtedness	10,510,976	15,920,928	11,282,573	16,940,808	16,940,808	16,940,808
0000070	Interest on Indebtedness	3,190,759	3,267,837	2,941,137	5,138,080	5,138,080	5,138,080
0000080	Employee Benefits	49,665,969	61,662,546	45,514,679	61,075,132	60,910,408	60,849,294
0000090	Transfers	33,778,355	21,599,075	21,357,985	25,653,317	25,653,317	25,653,317
Grand Totals		512,358,884	450,193,141	359,389,900	474,698,035	474,112,744	474,154,877

Broome County Government

Revenue by Character

Report: BP160

Type: REVENUE

Budget Yr: 2024

Character	Character Title	2022 Actuals	2023 Budget	2023 Actuals as of 11/20/2023	2024 Budget Requested	2024 Budget Recommended	2024 Budget Adopted
0000001	Tax Items	257,679,877	186,580,192	169,470,096	195,084,465	195,084,465	195,084,465
0000002	Departmental Income	117,172,464	133,246,888	105,976,938	125,428,591	125,553,591	125,627,501
0000003	Use of Money	1,202,344	622,894	4,504,904	1,542,157	1,534,157	1,534,157
0000004	Licenses and Permits	127,956	123,550	93,559	88,810	88,810	88,810
0000005	Fines and Forfeitures	614,402	889,957	645,366	754,500	754,500	754,500
0000006	Sale of Prop and Comp for Loss	809,520	167,350	1,362,267	146,400	146,400	146,400
0000007	Misc Interfund Revenues	56,787,965	31,200,259	28,044,570	39,471,278	39,471,278	39,439,501
0000008	State Aid	41,766,069	39,529,554	32,887,269	43,569,875	43,703,025	43,703,025
0000009	Federal Aid	75,499,140	54,806,167	36,797,518	55,806,873	55,806,873	55,806,873
Grand Totals		551,659,737	447,166,811	379,782,487	461,892,949	462,143,099	462,185,232

Broome County Government
 APPROPRIATION SUMMARY BY DEPARTMENT

Report ID: BCBP064
 Budget Yr: 2024

DEPARTMENT	DEPARTMENT TITLE	2022 ACTUALS	2023 BUDGET	2023 YTD ACTUALS AS OF 11/20/2023	2024 BUDGET REQUESTED	2024 BUDGET RECOMMENDED	2024 BUDGET ADOPTED
01	Audit and Control	3,614,814	3,751,764	2,763,450	4,310,074	4,210,074	4,210,074
02	Central Foods	4,609,253	5,069,611	4,043,255	0	0	0
03	Coroners	819,542	757,435	627,798	761,228	761,228	761,228
04	County Clerk	2,109,393	2,803,560	1,952,214	2,949,794	2,949,794	2,949,794
05	County Executive	761,416	865,221	713,168	907,426	907,426	907,426
06	District Attorney	4,711,556	5,994,687	3,794,850	6,056,427	6,056,427	6,024,650
07	Elections	1,685,740	2,050,710	1,186,735	2,529,421	2,425,280	2,425,280
09	Fleet Management	1,417,403	1,640,118	829,342	2,757,039	2,757,039	2,757,039
10	Information Technology	8,205,101	9,160,301	7,350,694	10,052,247	10,052,247	10,126,157
11	Law	2,481,678	2,982,951	2,358,426	3,096,676	3,096,676	3,096,676
12	Legislative	949,312	1,060,985	744,198	1,035,760	1,035,760	1,035,760
13	Personnel	847,493	1,063,416	782,891	1,130,098	1,130,098	1,130,098
14	Public Defender	1,741,049	2,292,024	1,424,878	2,255,913	2,275,913	2,275,913
15	Public Works	7,475,971	8,928,744	6,382,469	9,330,621	9,330,621	9,330,621
16	Purchasing	355,182	406,682	318,733	428,020	423,920	423,920
17	Real Property Tax Services	964,200	1,186,698	799,077	1,398,334	1,263,377	1,263,377
18	Risk and Insurance	62,518,805	67,684,095	57,509,272	71,225,502	71,225,502	71,225,502
20	Emergency Services	8,562,040	11,017,081	7,600,610	11,553,410	11,553,498	11,553,498
21	Probation	3,568,326	4,818,976	3,404,713	5,078,401	4,929,453	4,929,453
22	Security	3,883,458	4,520,878	3,556,495	5,074,833	4,802,911	4,802,911
23	Sheriff	41,261,419	44,323,681	35,434,790	45,864,618	45,864,618	45,864,618
24	STOP DWI	127,740	149,882	68,238	0	0	0
25	Health	16,180,246	16,589,971	10,842,168	16,238,782	16,238,782	16,238,782
26	Mental Health	980,144	1,052,413	684,660	986,100	986,100	986,100
27	Willow Point	32,253,036	32,340,647	26,688,687	37,599,335	37,599,335	37,599,335
28	Aviation	7,238,837	5,300,686	2,837,021	5,520,241	5,457,657	5,457,657
29	Highway	12,462,306	11,983,621	10,504,670	12,347,387	12,347,387	12,347,387
30	Road Machinery	3,009,509	3,344,595	2,737,156	3,403,371	3,403,371	3,403,371
31	Public Transportation	15,028,403	14,000,262	9,912,816	14,825,595	14,825,595	14,825,595
33	Employment & Training	209,980	0	0	0	0	0
34	Office for Aging	1,897,822	2,216,889	1,855,106	2,327,030	2,327,030	2,327,030
35	Social Services	129,539,301	118,750,045	95,657,545	123,059,436	123,559,436	123,559,436
36	Veterans Services	649,996	592,497	422,942	577,217	602,217	602,217
37	Planning and Econ Development	960,835	1,196,594	926,402	1,320,618	1,266,115	1,266,115
38	Solid Waste Management	5,217,793	12,949,859	4,916,554	12,815,309	12,815,309	12,815,309
39	Arena	1,886,844	2,397,792	1,670,820	2,639,671	2,531,909	2,531,909
40	County Library	2,361,329	2,438,574	1,953,417	2,560,429	2,560,429	2,560,429
41	En Joie Golf Course	1,255,335	1,261,227	1,119,764	1,422,185	1,422,185	1,422,185
42	Forum	155,859	160,037	104,765	201,540	199,809	199,809
43	Parks and Recreation	3,144,490	3,826,630	2,964,566	4,158,103	4,158,103	4,158,103
45	Office of Management & Budget	66,932,385	1,331,240	979,584	1,800,769	1,800,769	1,800,769
50	ASSIGNED COUNSEL	0	0	0	1,364,287	1,800,000	1,800,000
90	Special Objects	10,029,614	9,243,612	12,285,060	7,850,605	7,275,161	7,275,161
91	Debt Service (General Fund)	5,851,717	8,105,458	8,098,909	9,718,674	9,718,674	9,718,674
92	Interfund Transfers	32,442,212	18,580,992	18,580,992	24,165,509	24,165,509	24,165,509
		512,358,884	450,193,141	359,389,900	474,698,035	474,112,744	474,154,877

Report ID: BCBP164
 Budget Yr: 2024

Broome County Government
 REVENUE SUMMARY BY DEPARTMENT

DEPARTMENT	DEPARTMENT TITLE	2022 ACTUALS	2023 BUDGET	2023 YTD ACTUALS AS OF 11/20/2023	2024 BUDGET REQUESTED	2024 BUDGET RECOMMENDED	2024 BUDGET ADOPTED
01	Audit and Control	62,164	59,500	51,056	248,451	248,451	248,451
02	Central Foods	5,027,320	5,069,611	3,758,495	0	0	0
04	County Clerk	3,223,399	3,961,869	2,948,244	3,218,417	3,318,417	3,318,417
05	County Executive	3,113,952	1,356,839	515	1,307,718	1,307,718	1,307,718
06	District Attorney	2,585,694	1,811,575	2,191,540	2,311,579	2,311,579	2,279,802
07	Elections	536,375	535,000	536,081	535,000	535,000	535,000
09	Fleet Management	1,340,073	1,640,118	1,091,427	2,757,039	2,757,039	2,757,039
10	Information Technology	3,128,438	4,119,568	2,409,228	4,453,424	4,453,424	4,527,334
11	Law	1,480,827	1,858,190	1,195,968	1,955,371	1,955,371	1,955,371
12	Legislative	666	400	382	400	400	400
13	Personnel	119,526	118,637	8,880	122,647	122,647	122,647
14	Public Defender	84,107	11,850	1,463,292	32,100	32,100	32,100
15	Public Works	1,213,044	1,240,165	1,022,675	1,412,292	1,412,292	1,412,292
16	Purchasing	4,470	5,450	0	5,460	5,460	5,460
17	Real Property Tax Services	2,274,926	2,179,000	2,874,351	731,500	731,500	731,500
18	Risk and Insurance	65,592,859	67,157,368	58,365,249	68,424,406	68,424,406	68,424,406
20	Emergency Services	4,423,184	4,689,411	3,402,009	4,840,717	4,840,717	4,840,717
21	Probation	800,140	791,532	537,475	904,683	904,683	904,683
22	Security	2,608,483	3,257,980	1,779,839	3,307,422	3,299,422	3,299,422
23	Sheriff	3,263,502	1,440,164	1,634,417	1,535,221	1,535,221	1,535,221
24	STOP DWI	107,521	149,882	85,694	0	0	0
25	Health	9,047,565	8,430,383	6,204,576	7,924,540	7,924,540	7,924,540
26	Mental Health	359,655	309,808	210,734	335,319	335,319	335,319
27	Willow Point	42,522,887	32,340,647	25,827,394	37,599,335	37,599,335	37,599,335
28	Aviation	5,520,695	5,300,686	4,479,018	5,457,657	5,457,657	5,457,657
29	Highway	11,270,003	11,984,018	8,791,233	12,347,387	12,347,387	12,347,387
30	Road Machinery	2,808,510	3,344,595	3,353,382	3,403,371	3,403,371	3,403,371
31	Public Transportation	19,144,939	14,000,262	7,463,442	14,825,595	14,825,595	14,825,595
33	Employment & Training	-27,636	0	716,648	0	0	0
34	Office for Aging	2,106,816	1,277,590	1,082,185	1,277,983	1,277,983	1,277,983
35	Social Services	75,246,699	57,379,020	43,383,085	58,938,899	58,938,899	58,938,899
36	Veterans Services	1,004,144	592,497	600,410	577,217	602,217	602,217
37	Planning and Econ Development	82,820	78,500	32,685	79,100	79,100	79,100
38	Solid Waste Management	12,068,512	12,949,859	10,908,171	12,815,309	12,815,309	12,815,309
39	Arena	2,079,386	2,397,792	2,367,632	2,531,909	2,531,909	2,531,909
40	County Library	2,643,123	2,438,574	2,241,535	2,560,429	2,560,429	2,560,429
41	En Joie Golf Course	1,281,031	1,261,227	1,246,114	1,342,185	1,342,185	1,342,185
42	Forum	120,272	160,037	114,158	166,037	166,037	166,037
43	Parks and Recreation	634,930	500,594	501,909	591,409	591,409	591,409
45	Office of Management & Budget	259,688,778	187,718,192	171,592,825	197,857,465	197,857,465	197,857,465
50	ASSIGNED COUNSEL	0	0	0	0	133,150	133,150
90	Special Objects	2,490,326	2,368,749	2,370,173	2,154,359	2,154,359	2,154,359
91	Debt Service (General Fund)	545,264	879,672	938,361	1,003,597	1,003,597	1,003,597
92	Interfund Transfers	30,348	0	0	0	0	0
		551,659,737	447,166,811	379,782,487	461,892,949	462,143,099	462,185,232

Broome County Government

Appropriation by Subfund

Report: BP042 Type: EXPENSE

Budget Yr : 2024

Subfund	Subfund Title	2022 Actuals	2023 Budget	2023 Actuals as of 11/20/2023	2024 Requested	2024 Recommended	2024 Adopted
1010	General Operating	362,890,051	289,782,054	234,667,126	307,581,971	307,167,026	307,209,159
2010	Aviation Operating	7,238,837	5,300,686	2,837,021	5,520,241	5,457,657	5,457,657
2020	SWM Operating	5,217,793	12,949,859	4,916,554	12,815,309	12,815,309	12,815,309
2040	Transit Operating	15,028,403	14,000,262	9,912,816	14,825,595	14,825,595	14,825,595
2050	WPNH Operating	32,253,036	32,340,647	26,688,687	37,599,335	37,599,335	37,599,335
2060	Central Kitchen Operating	4,609,253	5,069,611	4,043,255	0	0	0
2070	Fleet Operating	1,417,403	1,640,118	829,342	2,757,039	2,757,039	2,757,039
2080	Health Insurance Operating	55,257,501	60,034,817	52,510,837	63,411,199	63,411,199	63,411,199
2090	Self Insurance Operating	3,292,627	3,591,614	2,742,978	3,756,637	3,756,637	3,756,637
2100	Workers Comp Operating	3,852,603	4,057,664	2,255,457	4,057,666	4,057,666	4,057,666
2110	Unemployment Insurance Oper.	116,074	0	0	0	0	0
3110	Arena Operating	1,886,844	2,397,792	1,670,820	2,639,671	2,531,909	2,531,909
3120	County Road Operating	12,462,306	11,983,621	10,504,670	12,347,387	12,347,387	12,347,387
3130	Employment & Training Operatin	209,980	0	0	0	0	0
3140	EnJoie Operating	1,255,335	1,261,227	1,119,764	1,422,185	1,422,185	1,422,185
3150	Library Operating	2,361,329	2,438,574	1,953,417	2,560,429	2,560,429	2,560,429
3160	Road Machinery Operating	3,009,509	3,344,595	2,737,156	3,403,371	3,403,371	3,403,371
Grand Totals		512,358,884	450,193,141	359,389,900	474,698,035	474,112,744	474,154,877

Broome County Government

Revenue by Subfund

Report: BP142 Type: REVENUE

Budget Yr : 2024

Subfund	Subfund Title	2022 Actuals	2023 Budget	2023 Actuals as of 11/20/2023	2024 Requested	2024 Recommended	2024 Adopted
1010	General Operating	380,388,035	287,282,054	249,172,747	297,828,327	298,078,477	298,120,610
2010	Aviation Operating	5,520,695	5,300,686	4,479,018	5,457,657	5,457,657	5,457,657
2020	SWM Operating	12,068,512	12,949,859	10,908,171	12,815,309	12,815,309	12,815,309
2040	Transit Operating	19,144,939	14,000,262	7,463,442	14,825,595	14,825,595	14,825,595
2050	WPNH Operating	42,522,887	32,340,647	25,827,394	37,599,335	37,599,335	37,599,335
2060	Central Kitchen Operating	5,027,320	5,069,611	3,758,495	0	0	0
2070	Fleet Operating	1,340,073	1,640,118	1,091,427	2,757,039	2,757,039	2,757,039
2080	Health Insurance Operating	58,216,022	59,508,090	52,388,356	60,610,103	60,610,103	60,610,103
2090	Self Insurance Operating	3,226,078	3,591,614	2,659,361	3,756,637	3,756,637	3,756,637
2100	Workers Comp Operating	4,033,841	4,057,664	3,313,129	4,057,666	4,057,666	4,057,666
2110	Unemployment Insurance Oper.	116,918	0	4,403	0	0	0
3110	Arena Operating	2,079,386	2,397,792	2,367,632	2,531,909	2,531,909	2,531,909
3120	County Road Operating	11,270,003	11,984,018	8,791,233	12,347,387	12,347,387	12,347,387
3130	Employment & Training Operatin	-27,636	0	716,648	0	0	0
3140	EnJoie Operating	1,281,031	1,261,227	1,246,114	1,342,185	1,342,185	1,342,185
3150	Library Operating	2,643,123	2,438,574	2,241,535	2,560,429	2,560,429	2,560,429
3160	Road Machinery Operating	2,808,510	3,344,595	3,353,382	3,403,371	3,403,371	3,403,371
Grand Totals		551,659,737	447,166,811	379,782,487	461,892,949	462,143,099	462,185,232

Report ID: BCBP070
Budget Yr: 2024

Broome County Government
APPROPRIATION SUMMARY BY FUNCTION

FUNCTION	FUNCTION TITLE	2022 ACTUALS	2023 BUDGET	2023 YTD ACTUALS AS OF 11/20/2023	2024 BUDGET REQUESTED	2024 BUDGET RECOMMENDED	2024 BUDGET ADOPTED
00000001	General Government Function	171,971,080	119,045,522	94,389,725	123,383,226	123,495,741	123,537,874
00000002	Education Function	17,023,058	19,506,912	15,885,483	19,318,402	19,318,402	19,318,402
00000003	Public Safety Function	57,412,413	64,840,498	50,066,556	67,581,262	67,160,480	67,160,480
00000004	Health Function	40,849,333	39,057,578	31,037,343	44,262,089	44,262,089	44,262,089
00000005	Transportation Function	37,739,055	34,629,164	25,991,663	36,096,594	36,034,010	36,034,010
00000006	Economic Assistance and Opp	133,425,986	122,888,119	98,801,213	127,449,703	127,864,703	127,864,703
00000007	Home and Community Svcs	6,178,628	14,146,453	5,842,956	14,135,927	14,081,424	14,081,424
00000008	Culture and Community Services	9,190,659	10,471,062	8,174,186	11,434,438	11,259,237	11,259,237
00000099	Unallocated Function	38,568,672	25,607,833	29,200,775	31,036,394	30,636,658	30,636,658
		512,358,884	450,193,141	359,389,900	474,698,035	474,112,744	474,154,877

Report ID: BCBP170
 Budget Yr: 2024

Broome County Government
 REVENUE SUMMARY BY FUNCTION

FUNCTION	FUNCTION TITLE	2022 ACTUALS	2023 BUDGET	2023 YTD ACTUALS AS OF 11/20/2023	2024 BUDGET REQUESTED	2024 BUDGET RECOMMENDED	2024 BUDGET ADOPTED
00000001	General Government Function	349,429,508	278,796,832	249,462,533	285,330,669	285,563,819	285,605,952
00000002	Education Function	4,210,662	5,922,681	4,598,024	5,433,395	5,433,395	5,433,395
00000003	Public Safety Function	11,202,830	10,328,969	7,439,434	10,588,043	10,580,043	10,580,043
00000004	Health Function	47,719,445	35,158,157	27,644,680	40,425,799	40,425,799	40,425,799
00000005	Transportation Function	38,744,147	34,629,561	24,087,075	36,034,010	36,034,010	36,034,010
00000006	Economic Assistance and Opp	79,787,248	60,460,607	47,013,459	62,026,699	62,051,699	62,051,699
00000007	Home and Community Svcs	12,151,332	13,028,359	10,940,856	12,894,409	12,894,409	12,894,409
00000008	Culture and Community Services	6,758,742	6,758,224	6,471,348	7,191,969	7,191,969	7,191,969
00000099	Unallocated Function	1,655,823	2,083,421	2,125,078	1,967,956	1,967,956	1,967,956
		551,659,737	447,166,811	379,782,487	461,892,949	462,143,099	462,185,232

Report ID: BCBP961

Broome County
 APPROPRIATION AND REVENUE SUBOBJECT REPORT

Page No. 1
 Run Date 11/20/2023
 Run Time 16:57:20

Budget Period 2024
 Type: E

Account	Descr	2021 Actuals	2022 Actuals	2023 Budget	2023 YTD Actuals		2024 Total Recomm	2024 Adopted
					As of 11/20/2023			
6001000	SALARIES FULL-TIME	64,985,948	71,699,945	84,303,086	59,601,525		91,074,720	90,877,477
6001001	SALARIES PART-TIME	2,499,154	2,554,989	4,726,808	2,252,411		5,252,206	5,252,206
6001002	SALARIES TEMPORARY	3,513,807	3,877,106	3,607,883	3,146,204		3,926,506	3,926,506
6001003	SALARIES OVERTIME	4,949,743	5,651,037	4,264,964	4,334,751		3,743,734	3,743,734
6001004	SALARIES SHIFT DIFFERENTIAL	309,382	295,465	406,933	263,451		364,133	364,133
6001005	DISABILITY 207C	276,578	463,628	304,606	181,691		311,164	311,164
6001006	OUT OF TITLE PAY	58,614	67,133	37,484	58,465		55,980	55,980
6001008	STAND-BY PAY	113,924	104,030	113,168	86,921		126,724	126,724
6001009	OTHER PERSONNEL SERVICES	159,573	176,268	205,839	104,256		209,164	209,164
6001011	DISCRETIONARY SALARY SAVINGS	0	0	-3,196,754	0		-3,094,426	-3,094,426
6001012	HOLIDAY OVERTIME PAY	856,861	826,174	848,088	436,201		909,285	909,285
6001013	SIGN ON BONUS	63,070	131,865	260,000	107,150		182,550	182,550
6001014	INCENTIVES	0	0	0	0		0	226,580
6002300	AUTOMOBILES	0	59,404	0	-1		1,157,000	1,157,000
6002303	CONSTRUCTION MOTOR EQUIPMENT	0	0	450,000	478,127		350,000	350,000
6002304	OTHER MOTOR VEHICLES	0	12,298	70,000	-5,300		50,000	50,000
6002401	OFFICE FURNITURE	0	0	1,019	0		0	0
6002503	COMPUTER EQUIPMENT	0	14,379	6,000	38,299		6,000	6,000
6002505	HOSPITAL MEDICAL AND LAB EQUIP	0	0	33,700	29,086		33,700	33,700
6002600	MAINTENANCE EQUIPMENT	0	0	0	0		11,166	11,166
6002604	BUILDING AND GROUNDS EQUIPMENT	0	0	0	378		5,000	5,000
6002702	RECREATIONAL EQUIPMENT	0	0	655	0		1,000	1,000
6002703	OTHER INSTITUTIONAL EQUIPMENT	0	0	500	0		0	0
6002709	OTHER OPERATIONAL EQUIPMENT	5,502	0	250,000	9,240		193,000	193,000
6004000	MAT & SUPPLIES-SURFACE TREAT	339,030	626,016	791,000	575,864		741,553	741,553
6004001	MAT & SUPPLIES-SIGNS & POSTS	12,049	0	15,000	7,172		22,500	22,500
6004002	MAT & SUPPLIES-PAINT	77,066	85,533	85,000	79,570		85,000	85,000
6004003	MAT & SUPPLIES-GUIDE RAILS	9,964	13,703	10,000	7,056		20,000	20,000
6004004	MATERIAL & SUPPLIES-OTHER	112,507	183,869	70,000	65,938		100,000	100,000
6004005	SNOW REMOVAL MATERIALS & SUPPL	827,224	979,159	701,250	683,936		781,250	781,250
6004006	GARAGE & SHOP OPERATIONAL SUPP	27,341	32,711	26,500	27,759		29,000	29,000
6004010	BOOKS AND SUBSCRIPTIONS	89,230	82,377	97,797	57,508		108,150	108,150
6004011	DUPLICATING AND PRINTING RM SU	115,864	154,961	217,160	61,486		245,050	245,050
6004012	OFFICE SUPPLIES	235,469	283,444	317,282	236,997		312,909	312,909
6004020	DPW BLDG SERVICE SUPPLIES	0	102	200	0		200	200
6004021	BLDG MAINTENANCE SUPPLIES	204,607	267,714	266,100	196,503		285,225	285,225
6004022	FUEL AND HEATING SUPPLIES	551,469	618,967	860,520	482,941		827,230	827,230
6004023	BLDG AND GROUNDS SUPPLIES	393,839	371,629	482,030	295,961		506,479	506,479
6004030	FOOD AND BEVERAGES	14,803	20,951	28,900	20,159		28,650	28,650
6004031	KITCHEN AND DINING ROOM SUPPLI	0	7,150	0	0		5,000	5,000
6004032	HSLD LAUNDRY & CLEANING SUPPLI	41,857	62,594	76,000	37,986		75,000	75,000
6004033	CLOTHING AND INMATE SUPPLIES	31,934	74,356	70,000	49,226		80,000	80,000
6004040	MOTOR EQUIPMENT SUPPLIES	1,033,844	1,199,193	1,146,850	986,889		1,368,000	1,368,000
6004041	PHOTOGRAPHIC SUPPLIES	3,935	10,532	13,865	8,785		17,175	17,175
6004042	ENGINEERING SUPPLIES	674	0	1,200	475		1,200	1,200
6004043	ARSON INVESTIGATION SUPPLIES	7,526	5,734	9,425	7,364		13,275	13,275
6004044	QUARTERMASTER SUPPLIES	106,382	11,050	123,015	103,965		134,142	134,142
6004045	TRAINING AND EDUCATIONAL SUPPL	65,715	-1,432	87,824	69,550		122,024	122,024

Broome County

Report ID: BCBP961

APPROPRIATION AND REVENUE SUBOBJECT REPORT

Page No. 2
Run Date 11/20/2023
Run Time 16:57:20

Budget Period 2024
Type: E

Account	Descr	2021 Actuals	2022 Actuals	2023 Budget	2023 YTD Actuals		2024 Total Recomm	2024 Adopted
					As of 11/20/2023			
6004046	GAS OIL GREASE AND DIESEL FUEL	1,854,090	3,016,410	4,319,227	2,071,804		3,973,925	3,973,925
6004047	TIRES AND TUBES	188,631	171,151	219,600	129,737		243,713	243,713
6004048	MISC OPERATIONAL SUPPLIES	331,102	389,719	534,248	285,162		560,865	560,865
6004049	LEACHATE SUPPLIES	122,581	144,092	166,000	154,334		218,500	218,500
6004050	ANIMAL FOOD	0	1,160	1,000	954		2,500	2,500
6004051	OPERATIONAL SUPPLIES	0	0	0	0		68,500	68,500
6004052	UNIFORMS	38,708	46,429	60,283	51,757		79,616	79,616
6004053	RECREATIONAL AND ACTIVITY SUPP	68,082	74,507	87,700	85,134		97,700	97,700
6004054	SAFETY SUPPLIES	37,011	54,269	54,085	33,519		63,855	63,855
6004055	COMPUTER SOFTWARE AND SUPPLIES	111,191	230,284	112,194	257,071		131,384	131,384
6004056	COMPUTER EQUIPMENT(NON CAPITAL	348,681	363,173	224,121	133,860		282,285	282,285
6004060	NURSING SUPPLIES	0	619	0	0		0	0
6004061	ENVIRONMENTAL HEALTH SUPPLIES	142,796	152,293	226,901	168,053		201,901	201,901
6004062	MEDICAL LAB & CLINIC SUPPLIES	302,106	292,907	493,553	364,284		380,881	380,881
6004063	PRESCRIPTION DRUGS	4,019	1,020	10,000	4,289		7,500	7,500
6004064	UNIT DOSAGE SNF	329,929	268,334	400,000	334,176		375,000	375,000
6004070	BOOKS ADULT SERVICES	56,262	63,565	66,500	86,379		67,550	67,550
6004071	JUVENILE BOOKS	51,591	47,919	52,000	49,267		54,000	54,000
6004072	REFERENCE MATERIALS	0	372	0	0		0	0
6004073	SUBSCRIPTIONS	705	2,774	2,000	1,943		7,563	7,563
6004074	AUDIOVISUAL MATERIALS	45,604	25,547	40,000	25,571		33,000	33,000
6004075	ELECTRONIC ACCESS MATERIALS	24,048	37,522	32,980	28,757		33,650	33,650
6004082	COMPUTER CENTER SUPPLIES	32,650	51,851	42,209	77,115		77,737	77,737
6004100	POSTAGE AND FREIGHT	462,366	449,837	608,650	366,099		623,738	623,738
6004101	TELEPHONE	538,738	570,926	574,905	442,060		573,873	573,873
6004102	TELEPHONE EQUIPMENT	7,893	10,302	15,640	10,944		18,840	18,840
6004103	TELEPHONE LOCAL CALLS	7,527	6,247	14,000	5,698		14,000	14,000
6004104	TELEPHONE LONG DISTANCE	43,741	20,907	21,000	13,498		21,000	21,000
6004105	DUES AND MEMBERSHIPS	92,392	113,395	120,209	92,606		128,375	128,375
6004106	GENERAL OFFICE EXPENSES	36,743	31,912	55,726	32,442		73,838	73,838
6004111	BUILDING AND LAND RENTAL	1,622,722	1,647,357	1,688,494	1,460,791		1,700,925	1,700,925
6004112	BLDG GROUNDS AND EQUIP REPAIR	213,106	227,709	292,810	138,961		316,110	316,110
6004113	WATER AND SEWAGE CHARGES	688,586	821,175	921,647	465,915		981,722	981,722
6004114	HEATING AND AIR COND PLANT EXP	45,044	55,151	62,815	16,096		59,825	59,825
6004115	ELECTRIC CURRENT	1,323,655	1,387,924	1,916,951	1,210,875		1,912,989	1,912,989
6004116	TAXES	81,678	81,780	107,000	82,709		86,400	86,400
6004117	BUILDING AND GROUNDS EXPENSES	1,095,400	1,016,022	915,361	841,766		1,013,687	1,013,687
6004120	KITCHEN & DINING ROOM EXPENSES	0	609	0	0		0	0
6004121	LAUNDRY AND DRY CLEANING EXPEN	236,921	224,010	325,690	241,848		300,690	300,690
6004123	MEDICAL HOSPITAL AND LAB EXPEN	3,832	1,464	8,185	6,909		11,250	11,250
6004124	INMATE EXPENSE-OTHER FACILITIE	150	112,583	286,170	22,548		0	0
6004125	RELIGIOUS EXPENSES	85,477	93,111	96,384	75,086		101,887	101,887
6004126	RECREATIONAL AND ACTIVITY EXPE	31,461	34,026	33,850	29,065		36,850	36,850
6004130	MOTOR EQUIP REPAIRS AND MAINT	176,888	544,476	198,700	104,176		330,224	330,224
6004131	PHOTOGRAPHIC EXPENSES	44	347	25	0		375	375
6004133	UNIFORM AND CLOTHING ALLOWANCE	10,996	10,070	14,225	9,367		16,550	16,550
6004135	LONG TERM MAINT & CLOSURE COST	5,077,359	-4,330,572	1,426,401	0		126,050	126,050
6004136	OPERATIONAL EQUIPMENT REPAIRS	15,607	22,310	43,544	41,336		40,694	40,694

Broome County
 APPROPRIATION AND REVENUE SUBOBJECT REPORT

Budget Period 2024
 Type: E

Account	Descr	2021 Actuals	2022 Actuals	2023 Budget	2023 YTD Actuals		2024 Total Recomm	2024 Adopted
					As of 11/20/2023			
6004137	ADVERTISING AND PROMOTION EXPE	182,746	216,478	289,043	172,728		271,019	271,019
6004138	OTHER OPERATIONAL EXPENSES	981,262	1,068,060	1,306,602	810,029		1,437,516	1,437,516
6004139	Trust Account Outflows	1,404,376	786,626	0	0		0	0
6004141	YOUTH SERVICE PROGRAMS	128,288	231,426	247,841	226,592		250,000	250,000
6004143	TRANSPORTATION SERVICES	140,231	173,042	170,400	148,773		170,400	170,400
6004146	SUBCONTRACTED PROGRAM EXPENSE	1,613,882	2,223,608	3,399,621	1,867,145		3,428,839	3,428,839
6004147	OTHER PROGRAM EXPENSE	600,359	238,754	374,637	203,578		334,337	334,337
6004149	CASE ADMINISTRATION	41,920	45,520	48,114	41,084		48,005	48,005
6004150	CASE ASSESSMENT	316,932	318,370	319,851	270,778		327,390	327,390
6004160	MILEAGE AND PARKING-LOCAL	34,717	39,886	54,491	37,131		64,063	64,063
6004161	TRAVEL HOTEL AND MEALS	46,930	95,684	182,570	133,082		210,245	210,245
6004162	EDUCATION AND TRAINING	104,211	109,603	237,325	170,188		249,806	249,806
6004163	MANAGEMENT TRAINING PROGRAM	0	0	100	0		100	100
6004164	NON-EMPLOYEE TRAVEL HOTEL & ME	45,018	55,239	79,778	39,153		80,504	80,504
6004165	ADVISORY BD/TRUSTEES EXPENSES	5,153	4,345	6,880	4,938		6,200	6,200
6004166	NON-EMPLOYEE EDUCATION AND TRN	0	0	0	0		5,000	5,000
6004168	OTHER PERSONNEL EXPENSES	7,801	3,268	14,221	9,972		9,241	9,241
6004169	DAY TRIP MEAL REIMBURSEMENT	5,230	6,682	11,300	10,729		12,300	12,300
6004182	OTHER COMM COLLEGES TUITION	932,839	1,051,580	1,100,000	1,225,851		1,200,000	1,200,000
6004183	CONTRIBUTION TO BROOME COMM CO	6,850,000	7,407,385	7,481,459	7,481,460		7,556,274	7,556,274
6004190	COUNTY RENTALS-MACHINERY	101,153	106,270	106,131	101,153		127,000	127,000
6004191	OUTSIDE RENTALS-MACHINERY	47,663	67,527	177,650	81,105		96,650	96,650
6004192	SOFTWARE MAINTENANCE	2,671,808	3,136,931	3,425,283	2,861,206		3,665,986	3,665,986
6004193	HARDWARE MAINTENANCE	209,334	211,249	273,461	274,141		292,684	292,684
6004195	HARDWARE RENTAL	0	6,150	12,000	6,208		12,000	12,000
6004196	COPYING MACHINE RENTALS	145,862	232,584	275,206	233,748		282,546	282,546
6004198	SNOW REMOVAL - LOCAL GOVTS	0	0	0	0		82,690	82,690
6004199	RADIO EQUIPMENT LEASE	0	0	2,136,570	1,626,109		2,136,570	2,136,570
6004200	PROPERTY LOSS	256,856	344,472	404,126	348,886		285,000	285,000
6004201	INSURANCE PREMIUMS	358,540	548,357	539,133	641,667		660,495	660,495
6004203	INSURANCE CLAIMS	366,130	633,105	455,000	121,778		450,000	450,000
6004204	COMPENSATION CLAIMS	1,072,341	927,930	1,420,000	703,830		1,420,000	1,420,000
6004205	MEDICAL CARE AND TREATMENT-COM	647,075	561,108	1,075,000	443,639		1,087,775	1,087,775
6004206	STATE WORKERS COMP ASSESSMENT	275,516	177,513	410,000	21,814		410,000	410,000
6004207	PRESCRIPTION DRUGS	17,698,319	18,455,140	20,218,024	17,596,665		20,732,335	20,732,335
6004208	MEDICAL CARE	10,757,390	10,391,196	10,831,222	9,961,242		11,999,352	11,999,352
6004209	HOSPITAL CARE	15,283,254	14,762,994	15,388,148	14,152,149		16,742,749	16,742,749
6004210	SETTLEMENT PAYMENTS	643,750	115,000	186,000	762,297		186,000	186,000
6004211	PART C PREMIUMS	1,013,710	828,680	888,000	765,800		1,110,000	1,110,000
6004255	CONTRACTED SERVICES	4,379,333	5,490,557	5,533,906	4,422,869		5,551,132	5,551,132
6004257	SERVICES TO PARTICIPANTS	6,962,099	7,350,102	8,629,968	7,083,154		8,864,132	8,864,132
6004300	PURCHASE OF SERVICES	1,398,938	1,576,839	1,448,248	1,423,174		1,367,039	1,367,039
6004302	TANF DAY CARE	81,400	260,381	518,534	326,897		518,534	518,534
6004303	JOBS - ADMINISTRATION	0	365	1,000	820		1,000	1,000
6004305	MMIS MEDICAL ASSISTANCE	40,616,239	41,876,663	37,143,641	29,921,664		40,366,941	40,366,941
6004306	SECURE DETENTION	0	397,001	240,000	976,730		300,000	300,000
6004308	TANF	18,578,718	21,497,702	9,540,000	6,056,832		8,400,000	8,400,000
6004309	EAF/TANF	142,437	51,585	300,000	23,684		200,000	200,000

Broome County

Report ID: BCBP961

APPROPRIATION AND REVENUE SUBOBJECT REPORT

Page No. 4
Run Date 11/20/2023
Run Time 16:57:20

Budget Period 2024
Type: E

Account	Descr	2021 Actuals	2022 Actuals	2023 Budget	2023 YTD Actuals		2024 Total Recomm	2024 Adopted
					As of 11/20/2023			
6004311	INST PLACEMENT SCHOOL DISTRICT	921,011	1,254,213	1,100,000	1,035,205		1,200,000	1,200,000
6004312	FOSTER CARE HOMES/INSTITUTE-CW	2,523,960	2,668,308	2,886,055	2,971,442		2,800,025	2,800,025
6004313	FOSTER CARE HOMES/INSTITUTE-AD13	437,819	16,387,178	15,065,904	14,010,984		16,130,810	16,130,810
6004315	FOSTER CARE NS DETENTION	539,467	450,164	355,875	388,396		424,500	424,500
6004316	JD/PINS INSTITUTIONS-ADC	464,342	666,883	491,619	230,343		292,000	292,000
6004317	JD CARE IN INSTITUTIONS	127,167	89,042	45,074	220,283		159,866	159,866
6004318	STATE TRAINING SCHOOLS	726,864	627,705	750,000	806,541		750,000	750,000
6004319	SAFETY NET	8,005,430	10,080,709	11,160,000	11,269,229		12,047,040	12,047,040
6004320	EMERGENCY AID FOR ADULTS	120,310	186,813	227,500	13,684		198,000	198,000
6004321	BURIALS	358,946	399,487	371,250	365,744		416,250	416,250
6004326	EAF/POS	1,296,781	1,391,475	1,336,845	657,722		1,212,280	1,212,280
6004327	EAF/FOSTER CARE	3,543,375	3,725,322	3,420,966	3,064,997		3,103,840	3,103,840
6004328	EAF/JD/PINS	679,871	57,522	51,516	175,725		332,679	332,679
6004330	VA BURIALS	39,748	30,652	46,500	18,551		39,300	39,300
6004331	RAISE THE AGE	1,483,612	1,916,016	1,742,846	555,694		1,895,806	1,895,806
6004400	MEDICAL AND PHYSICAL EXAMS	42,899	42,908	40,000	31,597		42,000	42,000
6004402	LAB SERVICES	74,259	69,040	90,960	64,142		91,889	91,889
6004403	MEDICARE CREDITS	1,373	1,316	1,373	286		343	343
6004405	REHAB AND THERAPY SERVICES	2,765,239	2,541,624	3,348,887	2,021,408		3,283,047	3,283,047
6004406	MEDICAL AND HOSPITAL SERVICES	891,473	1,964,175	1,557,079	1,413,875		1,943,070	1,943,070
6004410	NURSING SERVICES	1,298,146	6,180,166	0	8,390,302		4,000,484	4,000,484
6004411	PHYSICIAN SERVICES	170,450	165,068	171,050	123,559		169,050	169,050
6004412	HEALTH & MEDICAL SERVICES EXPE	8,700	5,690	15,000	3,415		10,000	10,000
6004413	OTHER HEALTH AND MEDICAL SERVI	3,881,562	4,924,448	5,202,941	3,918,200		5,482,460	5,482,460
6004417	DEMOLITION COSTS	0	0	250,000	318,390		0	0
6004500	ACCTG AND COST ALLOCATION SERV	12,900	12,900	12,900	12,900		12,900	12,900
6004501	AUDIT FEES	150,692	153,705	154,000	153,705		159,915	159,915
6004502	BOND AND NOTE ISSUE EXPENSE	55,855	57,605	150,000	143,452		150,000	150,000
6004503	ACTUARY CONSULTANT	43,050	30,250	100,000	48,705		100,000	100,000
6004504	OTHER FINANCIAL SERVICES	58,688	74,419	47,261	57,285		41,985	41,985
6004505	CONTRACTED DATA PROCESSING SER	108,366	139,539	131,726	108,873		200,545	200,545
6004507	ACA PCORI FEE	16,893	7,587	8,500	7,664		8,000	8,000
6004534	JUROR FEES AND COURT EXPENSES	3,718	3,724	3,500	5,290		3,500	3,500
6004535	JUSTICES AND CONSTABLE FEES	3,070	9,430	10,000	1,710		10,000	10,000
6004536	WITNESS EXPENSES	11,128	10,335	29,000	3,675		31,500	31,500
6004537	INVESTIGATIONS EXPENSES	20,395	13,216	34,246	9,210		30,434	30,434
6004538	LEGAL CHARGES AND FEES	78,014	49,864	115,150	107,013		119,150	119,150
6004539	COURT ASSIGNED ATTORNEY-PUBLIC	590,008	1,132,552	1,095,039	1,252,808		1,800,000	1,800,000
6004540	COURT ASSIGNED ATTORNEY-FAMILY	1,453,352	1,270,962	1,298,893	491,080		2,836,904	2,836,904
6004541	STENOGRAPHIC SERVICES	93,143	119,426	130,100	109,964		136,100	136,100
6004542	SPECIAL PROSECUTOR EXPENSE	30,532	101,644	200,000	15,412		200,000	200,000
6004543	DISABILITY INSURANCE PREMIUM	0	129,142	186,556	113,662		183,270	183,270
6004544	LIFE INSURANCE PREMIUM	0	307,914	308,488	288,174		315,249	315,249
6004545	DENTAL INSURANCE PREMIUM	0	567,682	580,184	561,118		594,989	594,989
6004546	VISION INSURANCE PREMIUM	0	164,150	168,557	148,994		162,200	162,200
6004568	VETERINARIAN SERVICES	36,020	58,442	41,000	38,830		58,000	58,000
6004569	CLAIMS ADMINISTRATION	2,239,150	2,439,411	2,866,870	2,118,889		2,482,973	2,482,973
6004570	INSTRUCTOR SERVICES	197,561	79,180	90,067	67,653		70,000	70,000

Report ID: BCBP961

Broome County
 APPROPRIATION AND REVENUE SUBOBJECT REPORT

Page No. 5
 Run Date 11/20/2023
 Run Time 16:57:20

Budget Period 2024
 Type: E

Account	Descr	2021 Actuals	2022 Actuals	2023 Budget	2023 YTD Actuals		2024 Total Recomm	2024 Adopted
					As of 11/20/2023			
6004571	EDUCATION OF HANDICAPPED CHILD	4,430,494	4,462,713	5,404,179	3,551,279		4,908,195	4,908,195
6004572	ENGINEERING AND ARCHITECTURAL	1,480	3,941	5,000	2,550		87,500	87,500
6004573	OTHER FEES FOR SERVICES	1,185,843	1,441,823	1,630,705	1,283,435		1,601,817	1,601,817
6004574	CLASSROOM AIDES	166,956	335,215	353,689	424,122		359,760	359,760
6004575	INCENTIVE	4,022	140	15,000	0		10,000	10,000
6004577	STOP LOSS INSURANCE PREMIUM	513,597	483,312	541,127	604,708		796,780	796,780
6004580	BAD DEBT EXPENSE	7,402,943	2,993,181	0	0		0	0
6004581	CONTINGENT FUND	0	0	210,000	0		210,000	210,000
6004582	JUDGEMENTS AND CLAIMS	144,357	307,680	450,000	143,727		450,000	450,000
6004583	TAXES ON COUNTY PROPERTY	0	24	0	0		0	0
6004584	TAX ACQUIRED PROPERTY EXPENSES	4,813	615	10,000	5,500		50,000	50,000
6004585	TAX ADVERTISING AND EXPENSE	8,968	10,126	12,000	9,728		12,000	12,000
6004586	MUNICIPAL ASSN DUES	55,496	0	32,920	24,597		33,562	33,562
6004588	INTEREST AND PENALTIES	0	236	0	0		0	0
6004591	CASH SHORT AND OVER	0	1,000	0	193		0	0
6004592	STATE REVENUE REFUND	1,267,243	1,593,394	1,400,000	1,121,548		1,400,000	1,400,000
6004593	OTHER GOVERNMENTS PAYMENTS	1,930,937	2,002,754	2,117,637	1,343,509		2,055,195	2,055,195
6004594	LOSS ON DISPOSITION OF ASSETS	0	6,569	0	0		0	0
6004595	TRANSFER TO RESERVE	0	0	766,706	0		929,781	929,781
6004598	SALES TAX DISTRIBUTION	61,127,040	65,699,776	0	0		0	0
6004599	EOC EXPENSES	142,922	282,129	0	0		0	0
6004601	INDIRECT COSTS	1,444,194	1,407,108	1,356,839	0		1,316,473	1,316,473
6004602	INSURANCE PREMIUM CHARGEBACK	1,269,584	1,339,990	1,406,959	1,072,222		1,539,427	1,539,427
6004604	DPW SECURITY CHARGEBACKS	2,003,243	2,049,386	2,451,109	1,561,215		2,687,293	2,687,293
6004605	COUNTY ATTORNEY CHARGEBACKS	1,343,259	1,426,710	1,833,693	1,168,145		1,925,874	1,925,874
6004606	TELEPHONE BILLING ACCOUNT	273,561	301,210	496,995	248,347		498,969	498,969
6004609	DATA PROCESSING CHARGEBACKS	2,028,860	2,142,408	3,008,956	1,702,565		3,397,179	3,397,179
6004610	PERSONNEL SERVICES CHARGEBACKS	824,492	851,538	944,593	119,762		972,127	1,046,037
6004614	OTHER CHARGEBACK EXPENSES	518,007	479,934	539,543	250,511		560,591	560,591
6004615	GASOLINE CHARGEBACK	323,765	335,695	741,728	267,199		582,423	582,423
6004616	FLEET SERVICE CHARGEBACK	484,414	497,248	580,392	578,639		674,610	674,610
6004617	DUPLICATING/PRINTING CHARGEBAC	65,233	75,243	106,136	94,794		104,943	104,943
6004618	OFFICE SUPPLIES CHARGEBACK	119,741	112,228	128,466	90,162		121,609	121,609
6004619	BUILDING SERVICE CHARGEBACK	408,919	519,828	502,169	379,243		603,612	603,612
6004620	TELEPHONE CHARGEBACKS	0	0	6,053	0		0	0
6004621	BUILDING AND LAND RENTAL CHARG	17,000	17,000	46,952	17,000		48,952	48,952
6004625	FOOD SERVICE CHARGEBACKS	3,326,249	3,457,792	3,733,943	2,916,031		0	0
6004626	TRANSPORTATION SERVICES CHARGE	162,971	133,550	179,701	179,700		278,746	278,746
6004630	VA BURIALS CHARGEBACK	34,157	24,717	39,662	12,528		31,505	31,505
6004634	Indirect Costs - Excess of Bud	1,686,413	1,692,128	0	0		0	0
6004635	RTA - PERSONNEL SERVICES	19,188	31,727	75,000	18,262		75,000	75,000
6004801	DEPRECIATION - BUILDINGS	1,160,075	1,199,969	0	0		0	0
6004802	DEPRECIATION - BLDG IMPROVEMEN	417,822	430,426	0	0		0	0
6004803	DEPRECIATION - IMPROV O/T BLDG	6,160,585	6,143,755	0	0		0	0
6004804	DEPRECIATION - MOTOR VEHICLES	2,679,567	1,767,714	0	90,191		0	0
6004805	DEPRECIATION - MACHINERY & EQU	826,984	806,681	0	21,322		0	0
6005000	BROOME COUNTY ARTS COUNCIL	103,794	103,794	103,794	77,846		103,794	103,794
6005003	DISCOVERY CENTER	5,000	5,000	5,000	5,000		5,000	5,000

Broome County
 APPROPRIATION AND REVENUE SUBOBJECT REPORT

Budget Period 2024
 Type: E

Account	Descr	2021 Actuals	2022 Actuals	2023 Budget	2023 YTD Actuals		2024 Total Recomm	2024 Adopted
					As of 11/20/2023			
6005015	BROOME COUNTY HISTORICAL SOCIE	14,008	14,008	14,008	14,008		14,008	14,008
6005016	BROOME CO COOP EXT ASSN	444,940	446,341	446,342	334,757		456,951	456,951
6005017	SOIL CONSERVATION SERVICE	72,970	72,970	72,970	72,970		72,970	72,970
6005022	CONVENTION BUREAU	303,148	303,148	303,148	227,361		328,148	328,148
6005023	FOUR COUNTY LIBRARY SYSTEM	10,000	10,000	10,000	10,000		10,000	10,000
6005025	SO TIER ZOOLOGICAL SOC	259,000	259,000	259,000	259,000		259,000	259,000
6005026	MARKETING/ECONOMIC DEVELOPMENT	346,109	579,149	545,000	424,481		545,000	545,000
6005035	BROWNFIELD REMEDIATION MUNICIP	90,000	0	220,000	0		220,000	220,000
6005041	SMALL COMMUNITY GRANT PROGRAM	113,695	85,813	1,150,000	587,211		150,000	150,000
6005044	GIGI'S PLAYHOUSE	10,000	10,000	10,000	10,000		10,000	10,000
6006000	PRINCIPAL ON SERIAL BONDS	4,029,990	4,263,598	7,410,000	5,194,092		9,042,503	9,042,503
6006001	PRINCIPAL ON BANS	4,770,369	5,134,534	8,510,928	6,088,481		7,898,305	7,898,305
6006008	PRINCIPAL ON CAPITAL LEASE	45,046	1,112,844	0	0		0	0
6007000	INTEREST ON SERIAL BONDS	2,068,884	1,731,327	1,660,201	1,560,374		3,001,501	3,001,501
6007001	INTEREST ON BANS	1,219,725	892,042	1,607,636	1,380,763		2,136,579	2,136,579
6007005	INTEREST ON CAPITAL LEASE	5,116	567,390	0	0		0	0
6008001	STATE RETIREMENT	12,806,503	12,249,062	16,457,679	12,557,458		15,035,480	15,001,403
6008002	SOCIAL SECURITY	6,137,033	6,202,118	7,338,196	5,134,533		7,839,550	7,824,463
6008004	WORKERS COMPENSATION	2,557,848	2,539,559	2,643,346	1,955,021		2,683,733	2,683,733
6008005	WORKERS COMP LT LIABILITY	-829,053	1,179,053	0	0		0	0
6008006	LIFE INSURANCE	11,482	7,219	25,234	5,940		26,191	26,176
6008007	HEALTH INSURANCE	14,414,126	13,993,148	18,262,890	11,952,063		18,305,052	18,292,853
6008008	CHANGE IN OPEB LIABILITY	0	0	2,260	0		2,260	2,260
6008009	RETIREE HEALTH INSURANCE	14,787,970	15,596,744	16,717,708	13,720,932		16,819,533	16,819,533
6008010	DISABILITY INSURANCE	84,534	77,161	111,495	64,950		115,799	116,063
6008011	UNEMPLOYMENT INSURANCE	0	114,281	54,689	95,063		49,689	49,689
6008012	EMPLOYEE TUITION REIMBURSEMENT	22,517	8,307	17,500	5,399		17,500	17,500
6008013	HEALTH INS - RETIRE INCENTIVE	84,194	69,525	4,450	0		0	0
6008014	NYS ERS VDC EXPENSE	31,414	-13,110	27,099	23,320		15,621	15,621
6008015	PENSION EXPENSE	687,760	-103,085	0	0		0	0
6008016	CHANGE IN PENSION LIABILITY	-2,615,130	-2,254,013	0	0		0	0
6009001	TRANSFER TO CAPITAL FUND	0	0	0	0		80,000	80,000
6009002	TRANSFER TO GRANT FUND	0	0	3,018,083	2,776,993		1,407,808	1,407,808
6009003	TRANSFER TO ENTERPRISE FUND	2,421,286	17,198,440	3,507,808	3,507,808		7,452,443	7,452,443
6009004	CONTE TO COMM COLLEGE	2,117,140	2,049,619	0	0		0	0
6009006	TRANSFER TO SPECIAL REV FUND	13,377,220	14,380,296	15,073,184	15,073,184		15,613,066	15,613,066
6009007	TRANSFER TO INTERNAL SERVICES	0	150,000	0	0		1,100,000	1,100,000
Grand Total		469,831,729	512,358,884	450,193,141	359,389,900		474,112,744	474,154,877

Report ID: BCBP961

Broome County
 APPROPRIATION AND REVENUE SUBOBJECT REPORT

Page No. 1
 Run Date 11/20/2023
 Run Time 16:56:19

Budget Period 2024
 Type: R

Account	Descr	2021 Actuals	2022 Actuals	2023 Budget	2023 YTD Actuals		2024 Total Recomm	2024 Adopted
					As of 11/20/2023			
5000001	REAL PROPERTY TAXES	73,811,034	73,501,568	71,580,695	71,579,299		71,508,415	71,508,415
5000002	GAIN FROM SALE-TAX ACQ PROPERT	3,587,772	1,480,639	1,500,000	2,317,029	0	0	0
5000003	PAYMENT IN LIEU OF TAXES	1,286,747	1,291,549	1,381,000	1,509,062	1,357,673	1,357,673	1,357,673
5000004	INTEREST & PENAL-REAL PROP TAX	4,003,022	3,881,587	4,000,000	2,733,934	3,900,000	3,900,000	3,900,000
5000010	SALES AND USE TAX	163,003,565	175,199,403	106,201,497	89,290,527	116,371,377	116,371,377	116,371,377
5000011	HOTEL/MOTEL OCCUPANCY TAX	1,100,572	1,395,079	1,152,000	1,180,075	1,177,000	1,177,000	1,177,000
5000012	OCC TAX ECO DEV	733,715	930,052	765,000	786,717	765,000	765,000	765,000
5000014	TAX ON ADULT-USE-CANNABIS	0	0	0	73,453	5,000	5,000	5,000
5000100	LIBRARY COPY FEES	5,844	9,045	8,000	9,636	12,000	12,000	12,000
5000102	COMMISSIONER OF FINANCE	114,359	103,865	95,000	71,450	95,000	95,000	95,000
5000103	CHGS FOR TAX ADV/REDEMPTION EX	12,173	15,036	13,000	3,381	13,000	13,000	13,000
5000104	CLERK FEES	1,375,917	1,131,489	1,050,000	776,065	1,050,000	1,050,000	1,050,000
5000105	XEROX MACHINE	946	1,536	1,700	1,340	1,250	1,250	1,250
5000106	MORTGAGE TAX	2,259,048	2,405,255	1,565,824	1,393,125	1,644,407	1,644,407	1,644,407
5000107	MOTOR VEHICLE	2,354,208	1,555,176	2,350,000	1,691,229	1,650,000	1,650,000	1,650,000
5000108	COLLECTION OF SALES TAX	22,137	3,876	16,000	9,391	10,000	10,000	10,000
5000109	CABLE TV	0	2,598	3,600	0	3,600	3,600	3,600
5000110	PUBLIC DEFENDER SERVICES	224	0	0	120	0	0	0
5000111	TELEPHONE CHGS - OUTSIDE USERS	5,763	9,064	8,763	2,179	3,322	3,322	3,322
5000112	STUDENT TUITION, PT DAY	70,795	56,530	70,000	28,472	60,000	60,000	60,000
5000113	SHERIFF FEES	227,596	397,015	550,000	314,313	450,000	450,000	450,000
5000114	SHERIFF ID FEES	7,396	5,870	5,500	5,827	5,500	5,500	5,500
5000115	RECORD MONEY	2,800	4,028	3,610	2,895	2,500	2,500	2,500
5000117	OTHER PUB SAFETY DEPT INCOME	2,118	2,080	1,300	225	1,100	1,100	1,100
5000118	FEES FOR SERVICES	1,600,931	1,447,805	2,291,386	1,038,918	1,936,020	1,936,020	1,936,020
5000119	PUBLIC HEALTH FINES	27,850	26,853	20,000	32,245	30,000	30,000	30,000
5000125	MEDICARE PART B	1,452,230	430,277	600,000	311,942	1,066,900	1,066,900	1,066,900
5000126	FARES & FEES	1,120,962	1,264,394	1,744,512	1,188,124	1,743,728	1,743,728	1,743,728
5000128	ADVERTISING REVENUES	137,955	126,466	137,500	98,046	135,000	135,000	135,000
5000129	RENTAL CAR CONCESSION FEES	241,739	288,438	174,000	220,541	174,000	174,000	174,000
5000133	ADVERTISING FEES	13,700	12,380	30,000	10,399	15,000	15,000	15,000
5000136	SPACE RENTAL-AIRLINES	243,166	264,138	288,150	240,125	257,174	257,174	257,174
5000137	SPACE RENTAL-OTHER	334,708	384,129	382,580	335,194	400,271	400,271	400,271
5000139	MISC TERMINAL AREA INCOME	4,721	29,088	6,131	16,190	3,025	3,025	3,025
5000140	LANDING FEES - SIGNATORY	54,214	43,539	75,000	72,356	97,808	97,808	97,808
5000141	LANDING FEES - NON-SIGNATORY	20,345	23,200	21,500	21,065	23,500	23,500	23,500
5000142	FUEL FLOWAGE FEE	18,881	20,229	106,200	35,654	103,200	103,200	103,200
5000144	HANGAR RENTAL	251,046	189,568	244,505	136,838	317,746	317,746	317,746
5000145	HANGAR TAX REIMBURSEMENT	74,275	20,421	35,020	11,573	35,020	35,020	35,020
5000146	AIRCRAFT T-HANGAR RENTAL	43,095	45,840	48,960	39,240	48,960	48,960	48,960
5000149	SERVICE CTR/STORAGE/WASH RACK	31,032	28,720	28,552	24,983	30,879	30,879	30,879
5000152	REPAYMENTS OF TANF	1,226,086	1,025,190	1,240,709	768,207	1,229,813	1,229,813	1,229,813
5000154	REPAYMENTS OF AID-CHILD CARE	552,477	394,638	507,877	251,608	474,464	474,464	474,464
5000156	REPAYMENTS OF SAFETY NET	1,123,449	893,470	1,403,004	846,323	1,148,004	1,148,004	1,148,004
5000157	REPAYMENTS OF ADULTS	0	421	1,165	735	721	721	721
5000158	REPAYMENTS OF BURIALS	82,896	61,523	73,498	56,845	72,518	72,518	72,518
5000159	REPAYMENTS OF SERV FOR RECIPIE	2,621	949	0	49,417	0	0	0
5000165	MISCELLANEOUS	8,683	14,421	38,600	16,181	68,600	68,600	68,600

Broome County

Report ID: BCBP961

APPROPRIATION AND REVENUE SUBOBJECT REPORT

Page No. 2
Run Date 11/20/2023
Run Time 16:56:19

Budget Period 2024
Type: R

Account	Descr	2021 Actuals	2022 Actuals	2023 Budget	2023 YTD Actuals		2024 Total Recomm	2024 Adopted
					As of 11/20/2023			
5000168	FOOD CONCESSION	10,774	20,918	22,412	20,533		25,000	25,000
5000169	BOAT CONCESSION	38,418	42,053	50,000	32,037		50,000	50,000
5000170	CAMPING	3,588	2,706	42,500	3,472		42,500	42,500
5000171	SHELTER RENTAL	104,331	105,246	46,000	102,737		46,000	46,000
5000172	SKI CONCESSION	11,212	6,639	5,500	0		5,500	5,500
5000177	RENTALS & FEES	121,847	351,503	394,500	227,250		398,500	398,500
5000178	CONCESSIONS	22,807	97,172	50,000	98,114		50,000	50,000
5000179	CHARGES FOR SERVICES	541,035	550,306	589,250	4,744,196		590,500	590,500
5000180	CHARGES FOR EVENT STAFF	24,309	71,675	83,000	66,678		90,000	90,000
5000183	MISCELLANEOUS CONTRIBUTIONS	20,458	13,504	0	20,867		25,000	25,000
5000185	DATA PROCESSING TAX SERVICES	126,736	113,221	125,000	14,286		140,000	140,000
5000186	REIMBURSEMENT - GOVERNMENT PLA	132,614	111,278	180,000	109,399		180,000	180,000
5000187	REIMBURSEMENT - ANIMAL SHELTER	268,450	149,482	194,563	159,904		194,563	194,563
5000188	COMMUNITY COLLEGE CAPITAL COST	346,977	331,665	350,000	158,867		350,000	350,000
5000189	OTHER LOCAL GOVERNMENTS	1,082,243	1,281,773	1,202,932	941,973		1,236,217	1,236,217
5000190	B C LIFT AND FARES	53,995	83,535	137,100	83,549		138,648	138,648
5000191	B C COUNTRY FARES	24,160	5,518	12,500	10,021		12,500	12,500
5000193	SALE OF TRAINING BOOKS	989	3,163	1,000	4,887		3,000	3,000
5000195	FACILITY RENTALS	12,000	6,500	12,000	0		0	0
5000196	GROUND RENTALS	34,528	25,732	26,785	29,227		76,068	76,068
5000197	PARKING OPER CONCESSIONS	60,237	71,673	211,935	264,795		275,000	275,000
5000201	MISC ADMIN AND OTHER INCOME	10,365	3,291	5,000	1,703		5,000	5,000
5000204	CIVIL SERVICE APPLICATION FEE	13,536	10,653	13,000	8,880		13,000	13,000
5000206	CHARGES FOR SERVICES	6,424	3,541	47,500	0		37,500	37,500
5000207	UNIFORM SALES	65	152	50	59		50	50
5000208	RESTITUTION/REPARATION SURCHAR	19,920	9,400	13,941	10,938		14,291	14,291
5000210	SNF MEDICARE	3,107,735	1,510,941	7,686,000	3,205,426		3,049,575	3,049,575
5000212	SNF PRIVATE	2,583,614	2,508,840	3,266,486	3,078,960		4,062,085	4,062,085
5000214	ROADWAY USE FEES	23,118	32,243	50,000	20,757		50,000	50,000
5000217	EVENTS - BASEMENT PARKING	7,812	32,662	55,000	35,959		35,000	35,000
5000218	SNF NAMI-PATIENT SHARE	2,575,615	2,277,733	2,613,600	1,971,521		199,992	199,992
5000220	REMOTE ACCESS CHARGE	70,038	67,096	80,000	50,327		65,000	65,000
5000223	TIPPING FEES	10,143,545	10,997,055	12,305,250	9,270,258		11,975,074	11,975,074
5000224	TRANSFER TAX	754,939	959,878	450,000	451,159		475,000	475,000
5000225	DISPOSAL FEES	39,035	30,496	44,000	11,939		42,000	42,000
5000226	SHELTER REVENUE	81,722	88,028	115,000	58,674		95,000	95,000
5000227	TITLE SEARCH FEES	336,302	305,250	225,000	215,100		250,000	250,000
5000229	BCC CHARGES	10,530,218	10,969,757	11,690,956	10,363,997		11,669,594	11,669,594
5000230	SECURITY SVCS - OUTSIDE USER	4,850	5,281	40,000	10,279		32,000	32,000
5000234	DRIVING RANGE FEES	93,559	62,756	80,000	73,704		75,000	75,000
5000235	GREENS FEES	488,889	510,819	490,000	533,688		510,000	510,000
5000236	ANNUAL MEMBERSHIP	294,404	326,728	325,000	326,425		335,000	335,000
5000237	GOLF CART RENTALS	182,981	182,757	185,000	185,121		180,000	180,000
5000238	COMMERCIAL INSURANCE	232,015	1,273,809	1,474,173	2,209,352		5,587,055	5,587,055
5000239	CSE PLACEMENTS	334,195	482,538	544,035	519,198		634,424	634,424
5000240	FACILITY USER FEE	0	0	28,000	0		40,000	40,000
5000242	TAXI CAB INSPECTIONS	1,900	2,150	3,500	1,500		1,500	1,500
5000243	REPAYMENTS OF AID-JD/PINS	48,860	7,019	37,141	6,210		7,425	7,425

Broome County

Report ID: BCBP961

APPROPRIATION AND REVENUE SUBOBJECT REPORT

Page No. 3
Run Date 11/20/2023
Run Time 16:56:19

Budget Period 2024

Type: R

Account	Descr	2021 Actuals	2022 Actuals	2023 Budget	2023 YTD Actuals		2024 Total Recomm	2024 Adopted
					As of 11/20/2023			
5000244	REPAYMENTS OF VA BURIALS	4,452	3,065	2,923	8,646		4,664	4,664
5000245	FEE FOR TRAFFIC DIVERSION	1,583,584	1,718,997	1,600,000	1,280,968		1,400,000	1,400,000
5000246	SUNY BROOME FARES	205,924	209,444	211,723	211,723		217,016	217,016
5000300	WORKERS COMP ADMINISTRATION	228,915	231,992	243,824	0		250,026	250,026
5000301	HEALTH CARE ADMINISTRATION	218,847	233,983	309,352	0		323,787	323,787
5000302	BUILDING SERVICE CHARGEBACKS	446,067	568,918	562,030	416,203		673,694	673,694
5000303	CHARGES FOR USE OF COUNTY CAR	175,525	133,550	179,699	179,700		278,745	278,745
5000304	CHARGES FOR GAS	325,786	337,325	747,900	266,994		590,010	590,010
5000305	DATA PROCESSING SERVICES	2,183,948	2,308,270	3,084,775	1,758,729		3,487,025	3,487,025
5000306	INSURANCE CHARGEBACK	1,271,717	1,340,768	1,428,156	1,072,575		1,567,873	1,567,873
5000307	CENTRAL SERVICES CHARGES	202,948	188,007	208,249	152,653		198,267	198,267
5000308	SECURITY SERVICES	2,064,527	2,122,140	2,536,310	1,291,291		2,775,930	2,775,930
5000310	COUNTY ATTORNEY FEES & CHARGES	161,058	118,586	257,775	94,230		257,775	257,775
5000311	WORKERS COMP PHYSICALS	4,000	4,000	4,000	4,000		4,000	4,000
5000312	RENTAL CHARGEBACKS	17,972	47,972	77,924	47,000		79,924	79,924
5000313	CHARGEBACKS - D S S	1,224,465	1,344,524	1,595,415	1,098,227		1,692,596	1,692,596
5000315	TELEPHONE CHGS - COUNTY OWNED	360,561	358,564	586,442	276,154		538,154	538,154
5000317	PRINTING CHARGEBACKS	96,977	107,428	135,338	117,997		132,675	132,675
5000320	COUNTY CONTRIBUTION	34,249,654	34,748,015	36,414,473	31,159,896		36,188,215	36,188,215
5000323	OTHER LOCAL GOVERNMENTS	20,727	16,019	0	187,255		20,000	20,000
5000324	OFA CHARGEBACKS 1-3	167,555	136,314	152,590	102,277		152,983	152,983
5000326	CHARGEBACKS-MOTOR VEH SERVICE	504,750	510,000	588,000	588,000		690,000	690,000
5000327	FINANCE DEPT CHARGEBACKS	1,532	991	0	0		0	0
5000328	CHARGES FOR FOOD SERVICE	4,551,259	4,655,039	5,066,772	3,742,840		0	0
5000331	CHARGEBACK TO GRANTS	636,724	864,337	914,439	528,245		843,299	843,299
5000332	INDIRECT COSTS CHARGEBACK	1,457,090	1,421,183	1,356,839	0		1,307,718	1,307,718
5000333	OTHER DEPARTMENTAL CHARGEBACK	608,659	585,420	699,768	255,996		731,364	805,274
5000334	WORKERS COMPENSATION - OTHER G	85,457	43,977	85,000	0		50,000	50,000
5000335	COPIER CHARGEBEACK	11,793	11,901	11,334	7,578		12,326	12,326
5000336	VA BURIALS CHARGEBACK	34,157	24,717	39,662	12,528		31,505	31,505
5000340	Int Gov'tl Charges - Excess Bu	1,686,413	1,692,128	0	0		0	0
5000405	PARTICIPANTS ASSESSMENTS	743,700	758,711	717,314	717,314		739,655	739,655
5000406	ACTIVE EMPLOYEE CONTRIBUTION	4,244,125	4,061,454	4,305,369	3,747,367		4,388,002	4,388,002
5000407	RETIREE CONTRIBUTION	3,756,319	4,014,122	4,194,152	3,621,927		4,415,718	4,415,718
5000408	SURVIVOR & VESTED CONTRIBUTION	128,370	118,577	157,745	105,875		146,416	146,416
5000409	COBRA CONTRIBUTION	49,533	36,162	2,000	10,981		2,000	2,000
5000410	DISABILITY ACTIVE EMPLOYEE CON	0	100,650	102,365	85,940		100,282	100,282
5000411	LIFE ACTIVE EMPLOYEE CONTRIBUT	0	294,181	300,186	280,277		308,165	308,165
5000412	DENTAL ACTIVE EMPLOYEE CONTRIB	0	568,234	580,184	554,673		594,989	594,989
5000413	VISION ACTIVE EMPLOYEE CONTRIB	0	163,855	168,557	148,945		162,200	162,200
5000414	DISABILITY COUNTY CONTRIBUTION	0	87,822	94,191	76,746		92,988	92,988
5000415	LIFE COUNTY CONTRIBUTION	0	8,123	8,302	7,344		7,084	7,084
5000420	SUNY - OCC. CONTRACT	451,452	647,700	647,700	538,560		654,106	654,106
5000421	BINGHAMTON SD CONTRACT	275,265	246,515	314,463	250,198		320,752	320,752
5000426	MISCELLANEOUS	286,083	368,615	792,577	486,155		454,837	454,837
5000427	CAFETERIA FEES	0	4,170	1,000	0		1,000	1,000
5000428	OTHER CHARGES	81,050	62,448	55,114	44,215		55,005	55,005
5000429	SALE OF SUPPLIES TO OTHER GOVT	17,330	16,001	20,000	0		20,000	20,000

Broome County

Report ID: BCBP961

APPROPRIATION AND REVENUE SUBOBJECT REPORT

Page No. 4
Run Date 11/20/2023
Run Time 16:56:19

Budget Period 2024
Type: R

Account	Descr	2021 Actuals	2022 Actuals	2023 Budget	2023 YTD Actuals		2024 Total Recomm	2024 Adopted
					As of 11/20/2023			
5000431	MISCELLANEOUS	607,578	195,172	315,782	169,610		267,350	267,350
5000434	MERCHANDISE SALES	90,195	85,615	83,000	91,311		90,000	90,000
5000440	CHARGEBACK OF SERVICES PROVIDE	170,427	181,901	200,420	141,521		209,880	209,880
5000441	TAX COLLECTION FEES	215,213	220,167	240,000	189,951		240,000	240,000
5000451	INTEREST AND EARNINGS	100,936	811,206	128,598	4,174,247		988,448	988,448
5000460	RENTAL OF REAL PROPERTY INDIVI	41,400	42,952	71,400	32,177		72,380	72,380
5000461	RENTAL OF REAL PROP-OTHER GOVT	3,921	3,920	3,920	3,946		3,920	3,920
5000462	RENTAL OF EQUIPMENT OTHER GOVT	26,394	19,396	25,000	6,128		25,000	25,000
5000463	PARKING LOT	7,999	5,379	9,150	7,157		9,150	9,150
5000464	PARKING PLAZA	52,435	49,615	63,000	43,745		55,000	55,000
5000465	TOURNAMENT RENTALS	0	50,000	75,000	0		125,000	125,000
5000467	RESTAURANT RENTAL	13,775	12,340	13,500	9,425		13,500	13,500
5000470	VENDING MACHINE	20,622	-1,354	21,726	4,427		19,759	19,759
5000471	COMMISSIONS	61,299	133,561	131,600	141,163		141,000	141,000
5000472	ADVERTISING	80,438	75,329	80,000	82,489		81,000	81,000
5000480	PISTOL PERMITS	43,112	69,298	55,000	35,478		30,000	30,000
5000481	PERMITS	22,570	25,333	25,050	24,861		23,810	23,810
5000482	TAXI CAB LICENSES	34,080	33,325	43,500	33,220		35,000	35,000
5000490	FINES & FORFEITED BAIL	143,375	503,165	744,075	541,536		649,500	649,500
5000491	STOP DWI FINES	135,741	70,047	120,000	65,519		80,000	80,000
5000492	DWI SUPERVISION FEES	38,499	19,133	20,882	15,236		20,000	20,000
5000493	HANDICAPPED PARKING SURCHARGE	0	-6,693	0	0		0	0
5000500	FORFEITURE OF DEPOSITS	0	28,750	5,000	23,075		5,000	5,000
5000510	SALE OF SCRAP & EXCESS MATERIA	76,209	64,895	68,450	39,481		57,500	57,500
5000512	MINOR SALES OTHER	383	665	400	382		400	400
5000513	MINOR SALES - PLANNING	1,117	1,320	1,500	685		1,500	1,500
5000516	MINOR SALES - PUBLIC WORKS	5,857	4,192	5,000	0		5,000	5,000
5000517	SALES OF REAL PROPERTY	36,000	33,000	20,000	41,002		20,000	20,000
5000518	SALE OF EQUIPMENT	92,085	63,138	52,000	666		42,000	42,000
5000520	INSURANCE RECOVERIES	184,514	642,310	20,000	1,280,051		20,000	20,000
5000530	REFUNDS OF PRIOR YEARS EXPENDI	583,450	384,968	291,904	404,378		176,832	176,832
5000531	GIFTS AND DONATIONS	6,485	19,752	3,000	7,245		11,250	11,250
5000532	PREMIUM & ACCRUED INT ON OBLIG	227,956	0	0	778,961		0	0
5000533	UNCLASSIFIED REVENUES	69,799	109,184	55,949	67,087		25,018	25,018
5000534	TRANSFER FROM INSURANCE RESERV	236,872	338,083	430,436	186,985		180,559	180,559
5000535	911 SURCHARGE - LANDLINE	197,662	241,701	198,075	138,237		198,075	198,075
5000537	PASSENGER FACILITIES CHARGES	40,235	52,551	15,000	15,000		15,000	15,000
5000538	ENERGY REIMBURSEMENT	9,811	9,974	10,000	0		0	0
5000539	CONSOLIDATED FACILITIES CHARGE	94,995	114,528	92,000	121,906		102,000	102,000
5000540	GAIN FROM DISPOSITION OF ASSET	1,150	4,031	0	0		0	0
5000541	911 SURCHARGE - WIRELESS	557,619	560,341	573,429	423,090		573,429	573,429
5000542	PRESCRIPTION REBATES	4,682,406	5,882,168	5,000,000	3,579,813		6,000,000	6,000,000
5000543	PRIOR YEAR REFUNDS - TANF	13,530	10,513	11,345	13,069		14,091	14,091
5000544	PRIOR YEAR REFUNDS - SN	66,004	37,398	46,259	45,935		51,591	51,591
5000545	CREDIT CARD REBATES	10,915	5,588	5,940	0		1,550	1,550
5000546	Trust Account Inflows	1,198,660	1,128,323	0	0		500	500
5000547	911 - WIRELESS UPGRADE	2,044,430	2,054,408	2,102,571	1,551,197		2,102,571	2,102,571
5000548	911 - LANDLINE UPGRADE	665,658	788,316	735,705	482,125		735,705	735,705

Report ID: BCBP961

Broome County
 APPROPRIATION AND REVENUE SUBOBJECT REPORT

Page No. 5
 Run Date 11/20/2023
 Run Time 16:56:19

Budget Period 2024
 Type: R

Account	Descr	2021 Actuals	2022 Actuals	2023 Budget	2023 YTD Actuals		2024 Total Recomm	2024 Adopted
					As of 11/20/2023			
5000550	OTB - DISTRIBUTED EARNINGS	62,111	7,107	0	5,748		0	0
5000551	CHANGE IN OPEB LIABILITY	9,038,864	8,954,574	0	0		0	0
5000561	TRANSFER FROM RESERVE FUND	0	0	1,426,051	1,426,051	1,237,188	1,205,411	1,205,411
5000562	TRANSFER FROM GENERAL FUND	15,761,267	31,728,736	18,580,992	18,580,992	24,165,509	24,165,509	24,165,509
5000563	TRANSFER FROM CAPITAL FUND	367	27,779	0	0	0	0	0
5000567	IGT REVENUE	4,004,880	3,403,099	1,481,718	0	3,400,000	3,400,000	3,400,000
5000569	TRANSFER - DEBT SERVICE FUND	1,306,330	851,100	139,885	216,751	480,410	480,410	480,410
5000570	EARNINGS ON TEMPORARY INVESTME	3,085	18,156	0	0	0	0	0
5000580	UNUSED CAPITAL FUND	192,010	55,587	0	0	0	0	0
5000801	DISTRICT ATTORNEY'S SALARY	86,627	72,189	72,189	0	72,189	72,189	72,189
5000802	INDIGENT PAROLEES	8,270	50,781	2,300	0	4,000	4,000	4,000
5000803	PROPERTY TAX ADMINISTRATION	60,577	70,038	55,000	17,842	65,000	65,000	65,000
5000804	MASS TRANSIT	747,666	1,081,646	575,000	118,828	869,875	869,875	869,875
5000805	MASS TRANSIT SUPPLEMENTAL	4,129,722	4,540,500	3,800,000	2,279,554	4,372,077	4,372,077	4,372,077
5000808	OTHER STATE AID	4,319,277	1,860,094	691,575	1,266,483	1,396,139	1,396,139	1,396,139
5000809	STATE AID - COURT FACILITIES	242,389	375,290	300,000	473,192	400,000	400,000	400,000
5000810	COURT ASSIGNED ATTORNEYS	0	0	0	0	326,001	326,001	326,001
5000811	EDUCATION-HANDICAPPED CHILDREN	3,774,928	2,468,794	3,966,396	3,437,983	3,792,618	3,792,618	3,792,618
5000814	PROBATION SERVICES	432,321	432,321	432,231	324,241	432,321	432,321	432,321
5000816	FELONY PRISONERS	15,242	84,923	24,000	16,306	20,000	20,000	20,000
5000818	MAJOR OFFENCE PUBLIC DEFENDER	29,200	19,100	9,550	1,462,508	28,100	28,100	28,100
5000821	PUBLIC HEALTH WORK	1,320,888	1,514,747	1,729,496	1,011,263	1,757,796	1,757,796	1,757,796
5000823	VOLUNTEER TRAINING	9,005	0	30,000	0	30,000	30,000	30,000
5000824	RABIES	21,950	17,273	20,642	13,753	20,642	20,642	20,642
5000827	MENTAL HEALTH ADMINISTRATION	178,314	180,791	141,978	101,763	141,978	141,978	141,978
5000835	STATE AID	172,861	38,749	356,623	38,749	367,233	367,233	367,233
5000846	CONSOLIDATED HIGHWAY AID	3,073,375	2,097,243	3,074,325	100	3,074,325	3,074,325	3,074,325
5000850	OTHER TRANSP-CAPITAL PROJS	1,400,715	339,442	0	0	0	0	0
5000851	AIRPORT STATE AID-CAPITAL PROJ	32,580	625,154	0	0	0	0	0
5000853	MEDICAL ASSISTANCE	0	0	0	-3,130	0	0	0
5000854	TANF	1,909	1,403	0	1,599	0	0	0
5000855	SOCIAL SERVICES ADMINISTRATION	4,521,929	6,658,901	7,283,362	5,957,347	8,010,123	8,010,123	8,010,123
5000858	CHILD CARE/FOSTER CARE (ADC)	7,096,842	6,532,583	6,326,755	7,413,711	7,448,433	7,448,433	7,448,433
5000859	JUVENILE DELINQUENT	477,063	613,574	435,559	265,813	469,185	469,185	469,185
5000861	SAFETY NET	2,058,372	2,693,951	2,912,774	2,610,411	3,233,521	3,233,521	3,233,521
5000862	EMERGENCY AID TO ADULTS	60,225	92,174	113,168	5,675	98,639	98,639	98,639
5000863	BURIALS	52,722	61,706	58,725	39,150	58,725	58,725	58,725
5000867	VETERANS SERVICE AGENCIES	12,750	30,000	30,000	30,000	30,000	30,000	30,000
5000873	YOUTH BUREAU	106,705	74,179	61,623	40,106	50,000	50,000	50,000
5000875	YOUTH SERVICE PROGRAMS	128,288	236,353	186,218	231,592	200,000	200,000	200,000
5000881	TANF DAY CARE	0	195,287	0	212,719	0	0	0
5000882	JD/PINS HOMES/INSTITUTIONS-ADC	367,757	252,080	211,007	372,119	253,312	253,312	253,312
5000884	POS	769,038	1,398,303	807,297	1,174,730	681,855	681,855	681,855
5000885	VA BURIALS	3,132	2,871	3,915	1,566	3,132	3,132	3,132
5000887	COMPASSIONATE CARE ACT	68,612	44,435	0	28,306	25,000	25,000	25,000
5000888	CASINO LICENSING FEES	4,127,180	4,495,406	4,000,000	3,441,022	4,000,000	4,000,000	4,000,000
5000889	RAISE THE AGE	1,061,218	2,513,788	1,817,846	501,968	1,970,806	1,970,806	1,970,806
5000901	FEDERAL AID - OTHER	11,588	5,704	30,000	3,179	40,000	40,000	40,000

Broome County

Report ID: BCBP961

APPROPRIATION AND REVENUE SUBOBJECT REPORT

Page No. 6
Run Date 11/20/2023
Run Time 16:56:19

Budget Period 2024

Type: R

Account	Descr	2021 Actuals	2022 Actuals	2023 Budget	2023 YTD Actuals		2024 Total Recomm	2024 Adopted
					As of 11/20/2023			
5000902	MASS TRANSIT	2,197,555	4,786,596	4,325,000	1,077,380		4,774,617	4,774,617
5000905	WORKFORCE INVESTMENT ACT (WIA)	26,622	-238,793	0	710,373	0	0	0
5000907	PUBLIC SAFETY GRANTS - FEDERAL	35,302	5,528	66,500	23,919	50,000	50,000	50,000
5000912	HEALTH DEPT - FEDERAL	2,408,487	2,621,792	0	0	0	0	0
5000916	FEDERAL AID - MENTAL HEALTH CL	20,380	51,000	37,357	0	50,000	50,000	50,000
5000920	AIRPORT - CAPITAL PROJECTS	1,183,557	639,599	0	0	0	0	0
5000921	BUSES/MASS TRANSP-CAPITAL PROJ	3,099,357	114,933	0	0	0	0	0
5000922	OTHER FEDERAL AID	98,962	56,466	97,000	26,400	80,000	80,000	80,000
5000924	TANF	6,315,102	7,363,362	9,793,582	5,046,854	8,561,789	8,561,789	8,561,789
5000925	SOCIAL SERVICES ADMINISTRATION	9,628,064	10,237,832	10,984,474	7,794,370	11,308,119	11,308,119	11,308,119
5000926	A 87 FEDERAL REVENUE	674,657	617,060	588,092	512,492	612,997	612,997	612,997
5000927	POSTER CARE (ADC)	6,240,105	7,654,912	7,417,398	5,509,064	7,958,299	7,958,299	7,958,299
5000928	SAFETY NET	110,897	140,322	118,752	127,221	122,386	122,386	122,386
5000929	SERVICES FOR RECIPIENTS	533,632	534,748	875,146	1,352,343	875,146	875,146	875,146
5000930	HEAP	9,952,476	11,510,946	0	0	0	0	0
5000946	FEDERAL AID - OTHER	10,575	75,971	16,386	143,792	28,097	28,097	28,097
5000948	U. S. MARSHALL JAIL FACILITY	708,360	934,059	535,000	775,865	700,000	700,000	700,000
5000949	SNF MEDICAID - FEDERAL	12,168,823	11,692,468	14,537,581	10,524,179	15,873,850	15,873,850	15,873,850
5000951	FEDERAL AID-HEALTH OTHER	8,289,373	7,891,791	0	0	0	0	0
5000952	ARRA DEBT REIMBURSEMENT	353,322	312,706	275,887	220,480	151,883	151,883	151,883
5000953	EAF TANF	1,298,322	3,405,580	1,600,336	1,324,948	1,526,691	1,526,691	1,526,691
5000954	EAF JD/PINS	746,246	34,311	289,333	176,063	351,516	351,516	351,516
5000955	EAF POS	711,785	557,803	1,096,687	206,633	1,096,687	1,096,687	1,096,687
5000956	JD/PINS HOMES/INSTITUTIONS-ADC	227,200	238,069	241,656	-1,018	145,199	145,199	145,199
5000959	EGWP SUBSIDY	1,237,316	878,631	950,000	884,898	900,000	900,000	900,000
5000960	CHILD CARE FUNDS	-369,956	-501,000	0	-472,142	0	0	0
5000992	CARES ACT	958,552	1,676,281	0	436,797	0	0	0
5000993	AMERICAN RESCUE PLAN ACT-ARPA	81,429	240,317	0	0	0	0	0
5000994	TRANSPORTATION RELIEF FUNDS	0	1,960,146	930,000	393,428	599,597	599,597	599,597
Grand Total		515,818,911	551,659,737	447,166,811	379,782,487	462,143,099	462,143,099	462,185,232

Historical Tax Levies and Rates

Historical Tax Levies and Rates

Year	County Tax Levy	Full Assessed Value	Full Value Tax Rate	County Taxable Assessed Value	Taxable Assessed Tax Rate
2014	69,110,223	9,386,690,111	7.36258	5,581,341,663	12.38237
2015	70,833,114	9,527,423,490	7.43466	5,639,939,495	12.55920
2016	72,164,775	9,762,207,432	7.39226	5,654,743,735	12.76181
2017	72,617,173	9,612,985,607	7.55407	5,684,578,950	12.77442
2018	73,705,567	9,714,729,107	7.58699	5,710,293,144	12.90749
2019	73,262,512	9,795,230,773	7.47941	5,729,813,904	12.78619
2020	72,518,797	10,026,875,619	7.23244	5,741,106,482	12.63150
2021	72,443,159	10,284,037,478	7.04423	5,766,848,559	12.56200
2022	72,353,049	10,496,855,947	6.89283	5,895,313,107	12.27298
2023	72,280,695	11,577,814,886	6.24303	6,032,450,219	11.98198
2024	72,208,415	12,506,349,041	5.77374	6,287,412,903	11.48460

Property Tax Levy by Municipality

Broome County
2024 Adopted Tax Levy By Municipality

Municipality	2023 Equalization Rate	County Taxable Assessed Adjusted Distributed	2024 Full Assessed Value	Full Assessed Value (as %)	County Property Tax Levy	County Taxable Assessed Value	2024 Property Tax Rate (per \$1000 of assessment)
Binghamton (City)	63.00	1,204,570,631	1,912,016,875	15.288370%	11,039,489	1,204,552,281	9.164807
Barker	79.50	146,320,141	184,050,492	1.471656%	1,062,660	146,319,091	7.262620
Binghamton	57.50	222,297,293	386,603,988	3.091262%	2,232,151	222,292,893	10.041486
Chenango	50.80	488,340,178	961,299,563	7.686492%	5,550,294	488,330,678	11.365852
Colesville	6.00	20,525,880	342,098,000	2.735395%	1,975,185	20,499,170	96.354389
Conklin	54.50	191,128,482	350,694,462	2.804131%	2,024,819	191,126,982	10.594103
Dickinson	58.50	158,487,741	270,919,215	2.166253%	1,564,217	158,485,241	9.869796
Fenton	52.90	202,094,050	382,030,340	3.054691%	2,205,744	202,088,050	10.914767
Kirkwood	61.00	306,154,311	501,892,313	4.013100%	2,897,796	306,147,191	9.465369
Lisle	80.20	106,928,369	133,327,143	1.066076%	769,796	106,928,369	7.199175
Maine	49.00	163,745,554	334,174,600	2.672040%	1,929,438	163,736,304	11.783813
Nanticoke	41.00	41,680,537	101,659,846	0.812866%	586,958	41,680,537	14.082304
Sanford	46.00	169,123,168	367,659,061	2.939779%	2,122,768	169,116,768	12.552085
Triangle	80.00	138,272,883	172,841,104	1.382027%	997,940	138,271,383	7.217256
Union	3.46	111,934,350	3,235,096,821	25.867636%	18,678,610	111,633,160	167.321341
Vestal	100.00	2,341,330,191	2,341,330,191	18.721133%	13,518,233	2,341,310,691	5.773789
Windsor	52.00	274,900,614	528,655,027	4.227093%	3,052,317	274,894,114	11.103610
2024 Totals		6,287,834,373	12,506,349,041	100.000000%	72,208,415	6,287,412,903	11.484599

Property Tax Exemption Summary

Broome County Property Tax Exemption Summary Equalized Total Assessed Value 2023							
Exemption		Total Equalized	Payment in	Exemption		Total Equalized	Payment in
Code	Exemption Name	Value of Exemptions	Lieu of Taxes	Code	Exemption Name	Value of Exemptions	Lieu of Taxes
12100	NYS-Generally	1,019,330,574		41101	Vets Ex based on eligible funds	8,442,221	
13100	County-Generally	232,296,244		41121	Alt Vet ex -War period non-combat	38,019,664	
13350	City-Generally	92,366,381		41122	Alt Vet Ex-War Period Non-Combat	585,183	
13440	City Outside-Limits - Sewer or Water	87,445,600		41131	Alt Vet Ex-War Period Non-Combat	41,529,743	
13500	Town-Generally	65,614,269		41132	Alt Vet Ex-War Period Combat	869,814	
13510	Town-Cemetery Land	183,745		41141	Alt Vet Ex-War Period-Disability	28,838,115	
13650	Village-Generally	62,715,946		41142	Alt Vet Ex-War Period-Disability	63,117	
13740	Village Outside Limits- Sewer or Water	1,432,667		41151	Cold War Veterans(10%)	642,870	
13800	School District	619,686,171		41152	Cold War Veterans(10%)	496,721	
13850	BOCES	22,405,641		41161	Cold War Veterans(15%)	6,272	
13870	Spec Dist used for Purposes Estab	41,154,412		41171	Cold War Veterans(Disabled)	238,289	
13890	Public Authority - Local	2,622,778		41172	Cold War Veterans(Disabled)	151,405	
14100	USA-Generally	1,649,284		41300	Paraplegic Vets	1,504,498	
14110	USA-Specified Uses	25,657,608		41400	Clergy	861,364	
17650	Facilities Development Corp	884,600		41700	Agricultural Building	3,084,303	
18020	Municipal Industrial Dev Agency	665,123,526	1,357,673	41720	Agricultural District	39,588,637	
18060	Urban Ren Owner -Mun Urb Ren Agency	7,714,603		41730	Agric Land-Indiv Not in Ag District	5,371,207	
18080	Mun Hsg Auth-Federal/Mun Aided	28,866,825		41800	Persons Age 65 or Over	34,506,821	
21600	Res of Clergy-Relig Corp Owner	8,673,145		41801	Persons Age 65 or Over	10,190,815	
25110	NonProfit Corp-Relig(Const Prot)	358,376,790		41802	Persons Age 65 or Over	58,502,685	
25120	NonProfit Corp-Educl(Const Prot)	34,338,568		41805	Persons Age 65 or Over	7,531,442	
25130	NonProfit Corp-Char(Const Prot)	144,644,451		41822	Living Quarters for Parents and Grand	108,129	
25210	NonProfit Corp-Hospital	273,598,035		41930	Disabilities and Limited Incomes	1,502,356	
25220	NonProfit Corp-Cemetery	6,990		41931	Disabilities and Limited Incomes	1,295,759	
25230	NonProfit Corp-Moral/Mental Imp	18,436,888		41932	Disabilities and Limited Incomes	5,240,081	
25300	NonProfit Corp-Specified Uses	162,049,744		41935	Disabilities and Limited Incomes	373,337	
25400	Fraternal Organization	512,203		42100	Silos Manure Storage Tanks	48,077	
25600	Non Profit Health Maintenance Org	6,173,333		42120	Temporary Greenhouses	248,759	
25900	System Code	949,873		44210	Home Improvements	335,115	
26050	Agricultural Society	14,841,414		47460	Forest Land Certified After 8/74	10,797,676	
26100	Veterans Organization	7,657,423		47900	Fair Pollution Control Facility	2,456,647	
26250	Historical Society	262,416		49500	Solar or Wind Energy System	697,026	
26400	Inc Volunteer Fire Co or Dept	25,182,141		50000	System Code	31,631,418	
27350	Privately Owned Cemetery Land	29,423,692					
28550	Not for Profit Hous-Co-Sr Cits Ctr	2,866,116					
29150	Opera House	1,388,831					
29300	Hosp Corp for Benefit of City	100,950,066					
32252	NYS Owned Reforestation Land	9,547,153					
32301	NYS Land Taxable for School Only	840,984					
41001	Veterans Exemption Incr/Decr in	5,274,955					
					Total Exemptions Exclusive of System Exemptions:	4,487,274,233	
					Total System Exemptions:	31,631,418	
					Total:	4,518,905,651	

Values have been equalized using the uniform percentage of value.

The exempt amounts do not take into consideration, payments in lieu of taxes or other payments for municipal services

Consolidated County Fees

2024 Visions Veterans Memorial Arena

	January - May &		Ticketed Events (concert) One Day Event Attendance Rental Fees*	
Facilities Rental Fees	October - December	June - September		
Flat Daily Rental	\$ 3,750	\$ 3,250		
Move-in/ Rehearsal	2,250	1,750	0 - 3,500	\$ 4,500
Concourse/Floor only	2,000	1,750	3,501 - 4,000	5,500
Multi-day Rate			4,001 - 4,500	6,500
Monday - Thursday			4,501 +	7,500
Day 1	2,750	2,250	*Plus expenses	
Day 2	2,250	1,750		
Day 3 + (add'l per day)	1,750	1,250		
Friday - Sunday				
Day 1	3,750	2,750		
Day 2	3,250	2,250		
Day 3 + (add'l per day)	2,750	1,750		
<u>Video System Fees</u>				
Director	Hourly	\$ 40		
Camera Operator	Hourly	40		
Graphics Coordinator	Hourly	40		
Instant Replay Operator	Hourly	40		
Audio	Hourly	40		
Producer	Hourly	40		
Record Fee	(2 copies)	50		
Additional copies	each	10		
<u>Public Safety Fees</u>				
Uniformed Police Officer	Hourly	\$ 40		
Medical/Ambulance	Hourly	250		
Security Officer	Hourly	25		
Security Officer Supervisor	Hourly	30		
Concessions	Food Consultants Inc.			
	American Food & Vending			
Buliding setups	Local I.A.T.S.E. #54 Rates			
Show move-in/move-out	Local I.A.T.S.E. #54 Rates			
Show setup	Local I.A.T.S.E. #54 Rates			
Performance	Local I.A.T.S.E. #54 Rates			
<u>Box Office Usage</u>				
			Usage (per seller)	\$ 850
			Day of show (per seller)	150
			Ticketmaster charges (per ticket)	
			Box Office	0.08
			Phone**	3.25%
			Box Office Window	4%
			Group Sales (Gross sales + expenses)	10%
			**subject to inter-bank rate changes	
<u>User Fees</u>				
	Internet	Flat Fee	\$	125
	Exhibitor Elec. Drops	Day per Drop		35
	Head Usher	Hourly		22
	Usher	Hourly		19
	Legal Fee	Flat Fee		100
	House Spotlights	each		125
	House Forklift	Daily		150
	Tables	each		5
	Pipe & Drape	Per linear foot		3
	Phone Lines	Per line		50
	Ice Time Rental	Hourly		225
	Basketball Court Rental	Hourly		150
	Video System Usage Fee	Daily		425
	Street Permit	1st Day		30
		2+ (Daily)		15
	Legal Notice		Press & Sun Rate	
	Pyrotechnics Permit	Per show	City Clerk Rate	

2024 Broome County Forum Theatre

Facilities Rental Fees

Move-in/ Rehearsal	
Up to 5 Hours	\$ 300
5+ Hours (per hour)	100
Multi-day Rate	
Monday - Thursday	
Day 1	\$ 1,650
Day 2	1,150
Day 3 + (additional per day)	850
Friday - Sunday	
Day 1	\$ 1,650
Day 2	1,450
Day 3 + (additional per day)	1,150
Two Shows in one day	850

Non-Profit Facility Rental Fees

Day 1	\$ 1,100
Day 2+	600

Concessions

Food Consultants Inc.
American Food & Vending
Local I.A.T.S.E. #54
Building setups
Show move-in/move-out
Show setup
Performances

Box Office Fees

Box Office Usage	per seller	\$ 300
Day of show seller	per seller	150
Ticket Master charges	per ticket	
Box Office		0.08
Telephone*		3.25%
Box Office Window (plus expenses)		4%
*subject to inter-bank rate changes		

Public Safety Fees

Police Officer (hourly)	hourly	\$ 40
Security Officer (hourly)	hourly	25
Security Officer Supervisor (hourly)	hourly	30

User Fees

Head Usher	Hourly	\$ 22
Usher	Hourly	19
Internet	flat fee	125
Forklift	daily	150
Legal Fee	flat fee	100
Legal Notice		Press & Sun Rate
Parking Permit	1st Day	\$ 30
	2+ Day	15
Pipe and Drape	per linear foot	3
Pyrotechnic Permit		City Clerk Rate
Spotlights	each per show	\$ 125
Tables	each, per event	5
Telephone	per line	50

Five or more performances will have the fee for second show of day waived

2024 Parks and Recreation Fees

Camping (Greenwood Park)

All campsite electric	\$ 28
Reservation fee (one time per site/per stay)	5
Seasonal rate (Memorial Day-Labor Day), limit five sites/season *	1,800

*Rate defined as residency/reservations for 75 days or more

Shelters

	<u>Fees</u>
Weekdays	\$ 30
Weekends and Holidays	100
Reservation fee	5

Cross Country Skiing

	<u>Fees</u>
Rental per hour (skis and snowshoes)	\$ 10
Trail fee per day (non-renters)	10
Season pass	40

Ground Rentals

	<u>Daily</u>
Baseball, Soccer or Softball (Non-BCSC fields)	\$ 15
Volleyball	15

Boat Rentals

	<u>Deposit**</u>	<u>Hourly Rate</u>	<u>Daily Rate</u>
Canoes, Rowboats	\$ 20	\$ 5	\$ 20
Paddleboats, Kayaks	20	8	n/a
Sailboats	20	8	30
Senior Citizen (60+ yrs) and Veteran discount rowboats	5	3	10

**Does not include damages

Otsiningo Stage Rental

Daily
\$ 100

Food Vendor Permit

Daily
\$ 25

Broome County Softball Park

	<u>Fees</u>	<u>Daily</u>
School districts seasonal (March-June)	\$ 2,500	
Rentals (hourly, two hour minimum)	75	
Full-day, single field rental		\$ 750
Entire facility rental		2,500
Platinum Sponsorship Package (1 Year)	5,000	
Gold Sponsorship (1 Year)	2,500	
Silver Sponsorship (1 Year)	1,000	
Bronze Sponsorship (1 Year)	500	

Hot Air Balloon Permit

Daily
\$ 25

En-Joie Golf Fees

2024

		Pay by
		Cash or Ck. **
<u>Membership</u>		
Adult Membership	Monday - Friday Only	\$ 1,500
Adult Membership	Anyday	1,900
Adult Member and Spouse	Monday - Friday Only	2,300
Adult Member and Spouse	Anyday	2,800
Seniors – over 62	Monday - Friday Only	1,400
Seniors – over 62	Anyday	1,800
Seniors: Member/Spouse over 62	Monday - Friday Only	2,100
Seniors: Member/Spouse over 62	Anyday	2,650
Intermediate (19-29)	Monday - Friday Only	1,150
Intermediate (19-29)	Anyday	1,450
Junior (under 18)	Monday - Friday Only	500
Junior (under 18)	Anyday	650

<u>Daily Fees</u>	Adult	Senior	Junior*
Monday thru Thursday	\$ 39	\$ 36	\$ 27
Monday thru Thursday with cart	55	52	43
Monday-Thursday after 3:00 pm	45	45	43
Friday with cart	65	62	50
Friday after 3:00 pm	50	50	50
Sat, Sun & Holiday with cart	75	75	60
Sat, Sun & Holidays after 3:00 pm	55	55	50
*Drivers License Required			

<u>Miscellaneous</u>		<u>Frequent Play Cards 8 (eight) rounds</u>	
Cart per person – daily	\$ 16	Weekdays cart not included	\$ 285
Club Storage	50	Adult or Seniors- Weekends	525
Locker Fee	50	Seniors - Weekdays cart not included	260
Handicapped System	40		
Tee Time may be made seven (7) days in advance.			

** Credit Card fee of 3% applied to all purchases

Riding carts mandatory Friday, Saturday, Sunday and Holidays until 12:00 pm. (noon)
from mid-May until mid - September

Pre-paid discount Cart Cards will be made available to Members at a reduced rate
9 hole rates available

2024 Office of Management and Budget

Town and County Unpaid Taxes

Property Taxes-Town and County

Interest	monthly		1% February 1 and later
Handling Charge	each unpaid tax parcel	\$	1 April
Late Charge	amount of unpaid tax		5% April
Advertising Fee	each tax parcel published as unpaid	\$	7 August
Title Search Fee	each tax parcel researched for foreclosure	\$	150 November
Redemption Fee	each parcel filed as in the foreclosure action	\$	1 November

Property Taxes-Town and County-School Tax Relevy

Relevy Fee	amount of original tax and school district late fee		7%
------------	---	--	----

Property Taxes-Town and County-Village Tax Relevy

Relevy Fee	amount of original tax and school district late fee		7%
Handling Charge	each unpaid tax parcel	\$	1

Tax Search Certificates

\$ 20

Insufficient Funds Fee

\$ 20

2024 County Clerk Fee Schedule

APOSTILLE

Authenticate Notary's Signature	\$	3
Certify Registrar's Signature with Official Form		5

BUSINESS CERTIFICATES (DBAs) - PARTNERSHIP or INDIVIDUALS

Form		1
File Certificate/Amended Certificate		25
File Discontinuance	No fee	
Certify a Prepared Copy		5.20

CERTIFICATES

Issue Certificate of appointment (official signature)		5
---	--	---

CERTIFYING DOCUMENTS

Other than cover by special law		5.20
---------------------------------	--	------

CIVIL ACTIONS

Issuance of Index Number		210
Third Party Summons		210
Request for Judicial Intervention (RJI)		95
Note of Issue		30
Jury Demand		65
Notice of Appeal		65
Dissolution of Marriage Certificate		5
Separation Agreements		5
Separation Agreements (If filed in a matrimonial case)		35
Motion/cross motion/Order to Show Cause		45
Certificate of Divorce		5
Stipulation of Settlement or Voluntary Discontinuance		35

COPIES

Of recorded and filed documents		1.30
Minimum of .65/page		
To prepare and certify a copy		5.20
Minimum of 1.30/page		
Certified Copies		5.20
Maps		5

E-ZPASS

Purchase in office		25
--------------------	--	----

FAXED DOCUMENTS

Per page		1
----------	--	---

JUDGMENTS / EXECUTIONS

Docket and enter, taxing costs		45
Satisfaction of Judgment		No fee
Transcript of Judgment:		
Filing		10
Issue a Transcript		5
Certificate of:		
Disposition, cancellation or assignment: To file/Issue		5
Exemplified Judgment		15
Income Execution		5

LIENS

File and record		3
Cancel		5
Building and Loan Agreement:		
Filing Fee for Original or Amendment		
Discharge		1
Common Charge Lien, filing		25
Crime Victim Liens, Hospital Liens and State Tax Liens	No fee	
Federal Tax Lien		5.20
Lis Pendens		
Plus .50 per notation		

Mechanics Lien:		5
Filing		
Discharge		

Affidavit of Service		5.20
Order to Continue		
Satisfaction or Cancel		

Notice of Lending Filing		210
Public Welfare Lien		210
Surety Bond		95

30

MORTGAGES

Record (including recording page)		65
MORTGAGE TAX:		5
1% of the amount of the mortgage		
If a bank, credit union, or lending agency is involved		35
lender pays ¼% and the borrower pays ¾%		45
Assignment (including recording page):		5
Plus \$3.50 each additional mortgage		35
Consolidation, Extension, Modification, Subordination Agreements, etc.		
Affidavits: 1 original		

Discharge (including recording page)		1.30
Plus \$13.50/each additional mortgage		

Release Part of Mortgaged Premises (including recording page)		5.20
Estoppel Certificate (including recording page)		

Plus 5.00/per page - .50 per notation on all Mortgages		5.20
--	--	------

NOTARY PUBLIC

File Certificate of Appointment/Renewal		
Certificate authenticating notary		25
File Certificate of official character (for registration in multiple counties)		10
Issue Certificate of official character		5

OATH OF OFFICE

Oath for Commissioner of Deeds		10
--------------------------------	--	----

OTHER

Remote Access Fee (monthly)		200
Internet Document Fee		1.90
Release of Oil and Gas Lease		5
Per Page		5
Per Notation		0.50
Wage Assignments- filing		5

PASSPORTS

U.S. Department of State fee:	\$	20
Adults 16 years and older	No Fee	
Children 15 years and under		130
Expedited applications		100

60.00 + overnight postage		
Local fees:		

Acceptance fee		5
Passport Photos	No Fee	
		10

40

REAL ESTATE

Deeds: Record		45
Plus 5.00/per printed side of each page		
Plus .50 per notation		

Leases, Easements, Power of Attorney, Release of Lien of Estate Tax:	No Fee	
Record		5

Plus 5.00/per printed side of each page	No Fee	
Release of Oil and Gas Lease	No Fee	
		45

Transfer Tax Return (TP584):		15
One original One copy	No Fee	
		10

The rate is \$5 per \$1,000		5
Real Property Transfer Report (RP5217):		

Residential		125
Commercial/Vacant Land		45

Small Claims assessment review		30
Miscellaneous filing		5

45

SEARCHES		
Each two year period per name/per category		5

SURVEY MAPS

Filing - Electronic or Hard Copy		5
Subdivision maps with 5 or more lots require Health Department Seal		45
Copies		5
Certified Copy Additional		45
See www.GoBroomeCounty.com/clerk/reports regarding filing of maps		5.20

UCC UNIFORM COMMERCIAL CODE

UCC-1 Original Financing Statement with Addendum		40
UCC-3 Amendment - Continue, Assign or Terminate with Addend		60
UCC-11 Written search request		3

		10
		5

2024 Department of Motor Vehicles Fees

		Registration Fees (2 Years)							
<u>Civil Penalty (insurance lapse) Fees*</u>		<u>Passenger Vehicles</u>				<u>Commercial Vehicles</u>			
		Weight (lbs.)	Fee	Weight (lbs.)	Fee	Weight(lbs.)	Fee	Weight (lbs.)	Fee
First 30 days	\$8 per day	0000 - 1650	\$ 26.00	4351 - 4450	\$ 78.50	000 - 500	\$ 7.00	9,001 - 9,500	\$ 137.00
31 - 60 days	\$10/day + \$240	1651 - 1750	27.50	4451 - 4550	81.00	501 - 1,000	14.50	9,501 - 10,000	144.00
61 - 90 days	\$12/day + \$540	1751 - 1850	29.00	4551 - 4650	83.50	1,001 - 1,500	21.50	10,001 - 10,500	151.00
		1851 - 1950	31.00	4651 - 4750	85.50	1,501 - 2,000	29.00	10,501 - 11,000	158.50
		1951 - 2050	32.50	4751 - 4850	88.00	2,001 - 2,500	36.00	11,001 - 11,500	165.50
<u>License, Permit, or ID Fees*</u>		2051 - 2150	34.00	4851 - 4950	90.50	2,501 - 3,000	43.00	11,501 - 12,000	173.00
Original Licenses/Permits Fees*	\$ 64.25/120	2151 - 2250	35.50	4951 - 5050	93.00	3,001 - 3,500	50.50	12,001 - 12,500	180.00
License Renewal		2251 - 2350	37.50	5051 - 5150	95.50	3,501 - 4,000	57.50	12,501 - 13,000	187.00
CDL**	164.50	2351 - 2450	39.00	5151 - 5250	98.00	4,001 - 4,500	65.00	13,001 - 13,500	194.50
Class D, DJ **	64.50/80.50	2451 - 2550	40.50	5251 - 5350	100.50	4,501 - 5,000	72.00	13,501 - 14,000	201.50
Class A, B or C**	164.50/180.50	2551 - 2650	42.00	5351 - 5450	102.50	5,001 - 5,500	79.00	14,001 - 14,500	209.00
Class E**	112.50/128.50	2651 - 2750	43.50	5451 - 5550	105.00	5,501 - 6,000	86.50	14,501 - 15,000	216.00
Class EM	120.50	2751 - 2850	45.50	5551 - 5650	107.50	6,001 - 6,500	93.50	15,001 - 15,500	223.00
Class M, MJ, DM or DJMJ*	72.50/88.50	2851 - 2950	47.00	5651 - 5750	110.00	6,501 - 7,000	101.00	15,501 - 16,000	230.50
Non Driver ID		2951 - 3050	48.50	5751 - 5850	112.50	7,001 - 7,500	108.00	16,001 - 16,500	237.50
4 year/8 year	9/13	3051 - 3150	50.00	5851 - 5950	115.00	7,501 - 8,000	115.00	16,501 - 17,000	245.00
10 yr-62 or older or SSI Recip.	6.50	3151 - 3250	52.00	5951 - 6050	117.00	8,001 - 8,500	122.50	17,001 - 17,500	252.00
<u>Other</u>		3251 - 3350	53.50	6051 - 6150	119.50	8,501 - 9,000	129.50	17,501 - 18,000	259.00
In-Transit Permit Fees	\$ 12.50	3351 - 3450	55.00	6151 - 6250	122.00				
Plate (General)	25	3451 - 3550	56.50	6251 - 6350	124.50				
Title	50	3551 - 3650	59.00	6351 - 6450	127.00				
Plate Surrender (Co. Fee)	1	3651 - 3750	61.50	6451 - 6550	129.50				
Registration		3751 - 3850	64.00	6551 - 6650	131.50				
Boats - based on size	22.50/93.75	3851 - 3950	66.50	6651 - 6750	134.00				
ATV***	12.50	3951 - 4050	69.00	6751 - 6850	136.50				
Snowmobile***	100	4051 - 4150	71.00	6851 - 6950	139.00				
Trailer	Based on weight	4151 - 4250	73.50	6951 or more	140.00				
		4251 - 4350	76.00						

* Based on gross weight (Annual = \$3.60/500 lbs)

Vehicle Use Taxes for Commercial Vehicles
for All Original Registrations and Renewals

Broome - \$20 for two years (\$10/year)

*See www.dmv.ny.gov public website for more details.

**If also Class DM, e.g., add \$8 to renewal fee

***Fees vary based on membership in trail

*Fees based on gross weight (Annual = \$.81/100 lbs)

Vehicle Use Taxes for Passenger Vehicles
for All Original Registrations and Renewals
Broome - For passenger vehicles that weigh 3500 lbs
\$10 for two years (\$5/year)

For passenger vehicles that weigh 3501 or more
\$20 for two years (\$10/year)

Broome County Health Department

Environmental Health Services Division

2024 Fee Schedule

Permits	Fee	Plan Reviews	Fee
<u>Food Service</u>			
High Risk Food	\$ 300	Food Service	\$ 50
High Risk Food (Seasonal)	150	Pools/Beaches	250
Medium Risk Food	200	Spa	200
Medium Risk Food (Seasonal)	100	Hotels/Motels/Per Room	15
Low Risk Food	100	Traver Trailer Camp/Per Site	10
Low Risk Food (Seasonal)	50	Mobile Home Parks/Per Site	25
Temporary Food	50	Children's Camps	400
		Mass Gatherings	26,000
<u>Pools/Beaches</u>			
Bathers 100	155	<u>Sewage/Disposal</u>	
Bathers more than 100	309	New Construction	50
		Existing Construction	190
		Commercial Engineering Plan	75
		Re-Design of Septic	25
<u>Hotels/Motels</u>			
Base Fee	203	<u>Land Development/Per Site</u>	
Room Fee (20 or more)	15	Private Water/Private Sewer	40
		Private Sewer/Public Water	30
		Private Water/Public Sewer	20
		Proposed Public Water/Sewer	15
		Existing Public Water/Sewer	13
<u>Mobile Home Parks (Base Fee)</u>			
Sites: 1 - 20	215	<u>Community Water</u>	
Sites: 21 - 40	285	New Source	500
Sites: 41 - 75	835	Distribution	250
Sites 76 and above	1,075		
		<u>Miscellaneous</u>	
		Record Search/Per Page	0
		Environmental Record Search	150
<u>Private Water (Surcharge)</u>			
Sites: 41-75	60		
Sites 76 and above	120		
<u>Private Sewage (Surcharge)</u>			
Sites 41-75	60		
Sites 76 and above	120		
<u>Travel Trailer</u>			
Base Fee	60		
Per Site	1		
<u>Children's Camps</u>			
	100		

Community Health
2024 Fee Schedule

Service	Fee	Service	Fee
Comprehensive STD Screen	\$ 160	<u>Additional Charges</u>	
TB MD Initial Visit	110	Urinalysis Dip	\$ 5
STD Screen	110	Vision Screen	10
TB Repeat MD Visit	50	Mantoux Test	10
HIV Post-Test Counseling - Positive or Reactive	50	Mantoux Assessment	10
Limited Visit	75	Flu Vaccine	20
TB History or Medication Refills (Nurse/Directly Observed Therapy)	75	Fluzone High Dose	115
Home Visit - DOT	60	MMR	85
Education and Counseling	35	Td	30
HIV Counseling	35	Tdap	37
HIV Rapid Test	35	Pneumovax	105
Lead Screening	25	Hepatitis A	37
Health Assessment (Employee Health)	25	Hepatitis B	55
STD Screen Partial	50	Hepatitis A&B	59
Brief Visit/Followup	50	HPV	225
Wart Treatment Penis	130	Varicella	135
Wart Treatment Vulva	130	Meningococcal Vaccine	110
Wart Treatment Vagina	115	Rabies	300
Wart Treatment Anal	240	Venipuncture	10
Wart Treatment Other	110	<u>Vaccine Administration</u>	
Hepatitis C Antibody Testing	35	Single Dose (VFC-eligible ONLY)	17
Minimal visit	25	Single Dose	25
		Multiple Dose	15

Sliding fee scale for all clients, except out-of-county immunization clients, which are full fee.

Rates are based on Medicare Physician Fee Schedule.

Vaccines that are not state supplied are charged at full cost of vaccine and may be subject to change.

Vaccine and administration rates are determined based on actual costs, Medicare and provider rates and may be subject to change.

Laboratory costs are based on contracted services and laboratory costs may change with contract renewals.

Solid Waste

2024 Landfill Tip Fee Schedule

<u>Material</u>		<u>Fee</u>	<u>Miscellaneous Charges</u>		<u>Fee</u>
Asbestos (residential)	A	\$ 100	Compost Bin	BIN	\$ 45
Asbestos Bulk (commercial)	AB	60	Freon Unit	F	10
Auto Fluff	AF	15	Municipal Cleanup Individual Tire	MCT1	3
Residential Aggregates	AG	55	Blue Recycling Bin	RBIN	14
Ash (Coal)	ASH	17	Car Tire	T1	3
Animal Waste	AW	100	Safety Vest	V	5
Buried Aggregates	BAG	55	Yellow Recycling Bin	YB	2.90
Construction & Demo Debris	C	55	Uncovered Loads- Tarp & Tie Downs	TRP	20
Non-Friable Asbestos	CA	55	Contracted volume based pricing may vary		
Contaminated Debris	CD	55			
Contaminated Soil	CS	27			
Contaminated Soil Bury	CSB	55			
Contaminated Commercial Garbage	CX	55			
Glass Aggregate	GLAG	10			
Municipal Cleanup Construction	MCC	55			
Municipal Cleanup Garbage	MCX	55			
Pallets	P	55			
Grit/Sludge	S	55			
Stabilized Sludge/Grit	SG	55			
Tree Stumps	ST	55			
Tires	T	165			
Commercial Garbage	X	55			
Leaf and Yard Waste	Y	20			
Minimum		5			

Broome County Office for Aging

2024 Fees and Suggested Contributions

Item	Current 2023 Fee for Service	Proposed 2024 Fee for Service	2023 Current Suggested Contribution	2024 Proposed Suggested Contribution
Congregate Meals	n/a	n/a	\$3.50	\$4.00
Home Delivered Meals	n/a	n/a	\$3.50	\$4.00
MLTC Home Delivered Meals	\$6.00 - \$8.00	\$6.00 - \$8.00	n/a	n/a
MLTC Congregate Meals	\$6.00 - \$6.50	\$6.00 - \$6.50	n/a	n/a
Adult Day Care	n/a	n/a	\$23.00	\$25.00
Adult Day Care - Private Pay	\$27.00	\$30.00	n/a	n/a
Adult Day Care - Private Pay	\$52.00	\$60.00	n/a	n/a
Adult Day Care - MLTC	\$45.00 - \$60.00	\$45.00 - \$60.00	n/a	n/a
Transportation	n/a	n/a	\$2.00/one way ride	\$2.00/one way ride
Transportation - MLTC	\$11.00 - \$15.00	\$11.00 - \$15.00	n/a	n/a
EISEP (Suggested Contribution)	n/a	n/a	\$3.25-\$7.00 /hour	\$6.75-\$8.50 /hour
EISEP (Client cost share)	Varies by client's income	Varies by client's income	n/a	n/a
"Senior News" Advertisements	Varies by ad size/#	No changes planned	n/a	n/a
Sr. News Subscription/Misc	n/a	n/a	\$12 annually	\$12 annually
Respite	n/a	n/a	\$15-\$52/day	\$20-\$30/day

These fees and suggested contributions are ALL subject to change based on actual allocations that we receive from our grantors.

2024 Broome County GIS mapping

Fee Schedule for Services and Data

<u>Private Fees</u>	Existing	Tax Parcel	Single
<u>Prints</u>	Map	Sheet	Historic Photo Tile
Size	Project	Map	(or portion)
A 8.5"x11"	\$ 0.75	\$ 0.75	\$ 0.75
B 11"x17"	1.25	1.25	1.25
C 17"x22"	2.50	2.50	2.50
D 22"x34"	5.00	5.00	5.00
E 34"x44"	10.00	10.00	10.00
Custom > 44" (per foot)	2.50	2.50	2.50

Existing map projects, photo tiles, and tax parcel sheet maps exist in digital format and require no alteration

<u>Copies</u>	8.5"x11"	11"x17"	Large
Existing paper maps or documents:	\$ 75	\$ 1	\$ 10

New Map Projects

Under One Half (1/2) Hour	\$ 12
Over One Half (1/2) Hour	\$ 25 per hour

New map projects generally include the following:

Adding GIS layers and/or imagery, labeling of features, selection, categorization of features by attributes or location layout setup (map extent, title, north arrow, scale bar, etc.) and exporting to PDF.

Fee does not include prints.

Alterations to an existing map project is considered a new project.

2024 Broome County GIS mapping

Fee Schedule for Services and Data

Data Manipulation

Joining, geocoding, creation from tabular data	\$ 10
Other manipulation not listed above	\$ 25 per hour

Source data includes existing County or user-supplied data in digital format.

Preferred formats include txt, excel or dbf.

User Supplied data must be formatted properly and will not be reformatted by the County.

Output data provided in ESRI shapefile and/or tabular format.

A list of un-joined non-geocoded records provided for no fee if requested.

Fee is for data manipulation and resulting digital data only.

Map projects and prints supplied at the rates above.

Additional fees apply to joining County GIS data with another fee in this schedule.

GIS Data, Imagery and Other Data

No fee for GIS data except:

Parcels:	
All County parcels with attributes	\$ 1,000
Yearly updates	200
Individual parcels (based on user-defined selection)	0.02 per parcel, minimum \$25

Aerial Photos

(1937, 1944, 1965, 1973, 1981, 1989, 1999)

Individual Image: \$5 (non-geo-referenced)

All Images for a single year: \$ 500.00 (geo-referenced or non-geo-referenced)

2024 Broome County GIS mapping

Fee Schedule for Services and Data

Municipal Fees

Prints or copies:

No charge for up to five(5) copies or prints of a particular map or document.

Over five(5) copies or prints one half (1/2) the fee will be charged.

Tax map prints

One quarter (1/4) the fee charged.

PDF files provided at no cost.

Map updates provided to local assessors at no cost per State law.

New map projects

No charge for projects taking up to two (2) hours to complete.

Projects requiring more than two (2) hours will be determined on a case by case basis.

GIS Data and Imagery only: no charge

Educational (Student) Fees

No charge for GIS data. One half (1/2) charge for all else.

Digital products or files created constitute a public record.

Data used in their creation (including user-supplied data) are also subject to FOIL

Prior notification or consent of the original requestor is not required.

The County is not obligated to create records and may not honor all requests.(FOIL)

2024 Broome County Sheriff's Office Fees

<u>Records Money:</u>		<u>Sheriff Fees (not including mileage, if applicable)</u>	<u>Mileage Chart</u>
Accident reports (per page)	\$ 0.25	Income Execution:	City of Binghamton \$ 10
		First Stage	Town of Barker 20
		Second Stage	Town of Chenango 14
		Second Stage only	Town of Colesville/Afton 35
<u>False Alarm Fees:</u>		Property Execution:	Town of Colesville 27
5th Avoidable Alarm	25	Levy	Town of Conklin 21
6th and greater, per occurrence	50	Sale Deposit	Town of Dickinson 7
Sheriff ID Fee	10	Real Property Deposit	Town of Fenton 20
Pistol Permit (County share per Penal Law)	49	Postings of notice of sale	Town of Kirkwood 20
		Summons with Complaint, Notice and Petition	Town of Lisle 37
<u>Inmate Housing:</u>		Information Subpoena	Town of Maine 24
State-Ready Inmates (daily, per Corrections Law Article 22, Section 601-C)	100	Subpeona (Duces Tecum)	Town of Nanticoke 28
Other Local Governments Inmate Housing:		Citation	Town of Sanford 53
General Population per day	85	3 or 30 day notice to tenant	Town of Triangle 37
Medical Unit per day	300	Show Cause Order	Town of Union 21
Special Housing Unit per day	150	Notice of Motion	Town of Vestal 25
Federal Inmate Daily Housing Rate	97	Writ of Habeas Corpus (Contempt Order)	Town of Windsor 32
		Other Mandate orders	Village of Deposit 42
		Order of Seizure	Village of Endicott 16
		Additional Defendant Served	Village of Johnson City 10
		With Summons and Complaint	Village of Lisle 27
		Each Additional Service	Village of Port Dickinson 6
		Order of Attachment	Village of Whitney Point 24
		Additional Levy	Village of Windsor 24
		With Summons and Complaint	
		Each Additional Service	
		Notice of Appeal	
		Notice of Petition/Petition to Recover	
		Additional Tenant	
		Warrant of Eviction	
		Additional Tenant	
		*Additional Fee for serving incarcerated individual	

2024 Audit and Control

Weights and Measures

<u>Scales</u>	Fee	<u>Linear field measures</u>	Fee
Up to and including 15 kg (33 lb) capacity:		1 m (39 in) or less	\$ 4
for each of the first five scales per establishment	\$ 20	1+ m (39 in) - 16 m (52 ft)	8
for each scale per establishment after the first five	10	16+ m (52 ft) - 31 m (102 ft)	12
15 kg (33 lb) - 300 kg (661 lb) capacity	40	31+ m (102 ft)	20
301 kg (661 lb) - 1,500 kg (3,307 lb) capacity	100	Fabric measuring devices	20
1,501 kg (3,307 lb) - 7,000 kg (15,432 lb) capacity	140	Wire and cordage measuring devices	40
7,001 kg (15,432 lb) - 23,000 kg (50,706 lb) capacity	160		
23,001 kg (50,706 lb) capacity	200	<u>Taxi meters</u>	
Tank, batch and crane scales	200	Any taxi meter used to calculate the value of a measured ride	\$ 40
 <u>Vehicles</u>		 <u>Stationary petroleum metering systems</u>	
Metering systems 300 L/min (79 gpm) or less	\$ 100	400 L/min (106 gpm) or less	\$ 100
"Re-seal" - adopted by the Broome County Legislature 11/20/03	25	400+ L/min (106 gpm) - 2,000 L/min (528 gpm)	120
Metering systems over 300 L/min (79 gpm)	120	2,000+ L/min (528 gpm) - 4,000 L/min (1,057 gpm)	140
Compartment capacity calibration:		4,000 L/min (1,057 gpm) or more	160
3,000 L (793 gal) or less	\$ 40	 <u>Liquid measures and devices</u>	
3,000+ L (793 gal) - 6,000 L (1,585 gal)	80	Liquid measures 20 L (5 gal) or less	\$ 8
6,000+ L (1,585 gal) -12,000 L (3,170 gal)	120	Liquid pump (hand-operated) 20 L (5 gal) or less	20
12,000 L (3,170 gal) or more	240		
 <u>Bulk milk tanks capacity</u>		 <u>Weights - field standard (Class F)</u>	
3,000 L (793 gal) or less	\$ 40	3 kg (7 lb) or less	\$ 8
3,000+ L (793 gal) - 6,000 L (1,585 gal)	80	3 + kg (7 lb) - 30 kg (66 lb)	16
6,000+ L (1,585 gal) -12,000 L (3,170 gal)	120	30 + kg (66 lb) - 300 kg (661 lb)	32
12,000 L (3,170 gal) or more	240	300 + kg (661 lb) - 1,200 kg (2,646 lb)	60
 <u>Timing devices</u>		 <u>Petroleum dispensing and measuring devices</u>	
All commercially used devices where time is a basis for charge	\$ 4	Single dispensing pump	\$ 20
Devices owned or operated by governmental agencies are exempt		Dual dispensing pump	40
		Blend dispensing pump	40
		Grease and oil pump	8

2024 Broome County Fee Schedule

Broome County Library

Repair for recirculation	Varies
Processing fees	\$ 10
Lost card	3
Returned check fee	20
Photocopies	.25/copy
Microfilm Prints	.25/copy
Computer paper (Black and white)	.15/sheet
Computer paper (Color)	.50/sheet

Willow Point Rehabilitation and Nursing Center

Semi-private room daily rate	\$ 425
Plus: New York State assessment (6%)	25.50
Total	\$ 450.50

Private room daily rate	\$ 450
Plus: New York State assessment (6%)	27
Total	\$ 477

Cable television monthly	\$ 6
Telephone service per room monthly	6.25

Guest meals	\$ 5
Employee meals	5
Holiday guest meals	8

Hair Care Price List:	
Haircut - Man's	\$ 11
Haircut - Woman's	11
Shampoo, cut and set	20
Shampoo and set	14
Permanent	45
Conditioner	2
Highlight	40
Tint or six week color	38
Shampoo	8
Color rinse	4
Lip Waxing	5
Chin Waxing	5
Shave	4

Information Technology

MFA token replacement fee	\$ 40
---------------------------	-------

Security - Dog Shelter

Adoption fee	\$ 225
Adoption by Veteran/Senior Citizen	100
Impoundment	
	First Second Third
Redemption fees:	\$ 50 \$ 60 \$ 70
0-24 hours	10 10 10
Each additional day (begins next business day)	
Dog surrender	50
Bath fee	30
Dog adopted from shelter less than 30 days	No fee
Owner requested euthanasia	90
Prearranged or emergency boarding	25/day per dog
Vaccination fee (certificate provided)	30

Security - Taxicab

Taxicab fees	
Business license (annual)	\$ 250
Driver's license	
New applicant	85
Re-issuing	150
Renewal	60
Replacement	25
Vehicle License(annual)	
Hybrid	\$ 100
Non-hybrid	200
Replacement	25
Transfer	25
Vehicle inspection	
Inspection	\$ 25
Replacement	25
Re-inspect	25

Security - Miscellaneous

Events parking fee	\$ 5
Pre-employment screening	55
Pre-employment screening - DSS child support	75
Non-employee identification renewal	15
Non-employee identification replacement	15
Employee photo identification replacement	10
Employee parking identification replacement	10
Special Event - Officer	25
Special Event - Supervisor	30

2024 Broome County Fee Schedule

<u>Civil Service Exams</u>		<u>Greater Binghamton Airport</u>		<u>911 Emergency Services (Enhanced Rates)</u>	
Open-competitive	\$ 20	Short Term Parking Rates		Wireline phones (per month)	\$ 1.65
Promotional	10	First fifteen minutes	Free	Wireless phones (per month)	1.40
Uniformed Open-Competitive	30	16-60 minutes	\$ 1		
Uniformed Promotional	20	Second - fifth hour per hour	2.25	<u>Public Defender (Court Ordered Hourly Revenue)</u>	
*Unemployed DSS recipients who are primarily responsible for their household may receive waivers		Maximum daily	11	Misdemeanors	\$ 158
**Other waivers may apply		Maximum weekly	77	Felonies	158
				Parole Matters	158
		Long Term Rates			
<u>Legislature</u>		First and second hour per hour	\$ 1	<u>Real Property Tax Bill Processing Charges</u>	
Freedom of Information:		After three hours per hour	2	Maintenance	\$ 0.85
Request (per page)	\$0.25	Maximum daily	8	Paper	0.06
CD	2	Maximum weekly	56	Folding	0.05
Photograph (Polaroid)	2	Customs Fees		Stuffing or Sealing	0.07
Digital photograph (standard paper)	0.28	Single Engine Piston	\$ 65	Printing	0.09
Digital photograph (photographic paper)	0.50	Twin Engine Piston	125	Additional Insert	0.07
Flashdrive	8	Single Engine Turbo Prop	175	Tax Collection administration fee per parcel	2
Budget book:		Twin Engine Turbo Prop	225		
Budget book (hard copy)	20	Small Jet	415	<u>Real Property Tax Services</u>	
Budget book (CD)	2	Medium Jet	520	Small Maps	\$ 3
Budget Book (flashdrive)	8	Large Jet	725	Large Maps	5
Capital Improvement Program	3.50	Overtime hourly rate	142	Planametric Map:	
		Regulated garbage per use	1,600	Small Maps	3
<u>Public Transportation (Bus Fees)</u>				Large Maps	5
Regular	\$ 2	T-Hangar Rentals		Full County Maps-Disk	500
Transfers	Free	Daily	\$ 240	Title Search Fee	150
Seniors, Disabled, Veterans (Daily)	1	Monthly	75	Full Sheet Aerial Maps	20
One Day Unlimited Ride Pass	5			Tax Receipt (pick up)	1
One Week Unlimited Ride Pass	25	Fuel fees per gallon		Tax Receipt (mail or fax)	2
31-day Unlimited Ride Pass	70	Fuel flowage Fee	\$ 0.12	Copies	0.25
31-day Student Pass	44	Self-Serve AvGas 100LL markup	0.25-1.00		
31-day Seniors, Disabled, Veterans Pass	44	Full-Service AvGas markup	0.50-1.50		
BC Country	3.50	Full-Service JetA markup	1.00-3.00		
BC Country Seniors and Disabled	2.50				
BC Lift	3				