

Broome County BUDGET

Recommended 2020




Table of Contents

<u>Item</u>	<u>Page</u>	<u>Item</u>	<u>Page</u>
Budget and Appropriations Resolutions	A-1	Public Safety	
Broome County Administration	A-4	Sheriff (Elected Official)	158
Broome County Legislature	A-5	Emergency Services	174
		Probation	190
Budget Message	A-7	Security Services	196
		Stop-DWI	203
Summary by Fund	A-8	Health	
Operating Department Budgets		Health	212
General Government		Mental Health	241
Legislature (Elected Official)	2	Willow Point Nursing Facility	248
Executive (Elected Official)	10	Transportation	
County Clerk (Elected Official)	15	Aviation	286
District Attorney (Elected Official)	30	Highways	
Audit and Control	40	County Roads	294
Central Food and Nutrition Services	49	Road Machinery	303
Coroners	53	Public Transportation	308
Elections	57	Economic Assistance and Opportunity	
Office of Management and Budget	62	Office for Aging	318
Information Technology	69	Social Services	324
Law	80	Veterans' Services	360
Personnel	91	Home and Community Services	
Public Defender	99	Planning and Economic Development	368
Public Works	105	Solid Waste Management	374
Fleet Management	123		
Purchasing	129		
Real Property Tax Service	135		
Risk and Insurance			
Risk Management	142		
Health Insurance	149		
Workers' Compensation	153		

<u>Item</u>	<u>Page</u>
Culture and Recreation	
Floyd L. Maines Veterans' Memorial Arena	384
Forum Performing Arts Theater	390
En-Joie Golf Course	395
Parks and Recreation	401
Library	416
Unallocated Items	
Special Objects of Expense	426
Debt Service (General Fund)	431
Inter-fund Transfers (General Fund)	434
Capital Budget	
Capital Budget	438
Summary of Debt	449
History of Debt Service	451
Serial Bonds	452
Bond Anticipation Notes	476
Authorized Unissued Debt	480
Authorized Capital Projects	483
Debt Statement Summary	491
Community College Debt Liability and Payment History	492
Supplementary Information	
Personnel Changes	504
Personnel Summary	507
Financial Summaries	510
Historical Tax Levies and Rates	519
Property Tax Levy by Municipality	521
Property Tax Exemption Summary	523

<u>Item</u>	<u>Page</u>
County Fees	
Arena	526
Forum	527
Parks	528
En-Joie Golf	529
Tax Collection	530
County Clerk	531
Motor Vehicles	533
Health Department	534
Landfill	536
Office for Aging	537
Planning	538
Sheriff	540
Weights and Measures	541
Miscellaneous	542
Greater Binghamton Airport	
Willow Point Nursing Home	
Dog Shelter	
Taxicab	
Civil Service Exams	
Legislature	
Real Property	
Library	
911 Emergency Services	
Public Defender	
Public Transportation	

RESOLUTION APPROVING THE 2020-2025 CAPITAL IMPROVEMENT PROGRAM

RESOLVED, that the 2019 Capital Budget and the 2020-2025 Capital Improvement Program as accompanying the tentative budget for 2020, and as corrected and amended, is hereby approved and adopted as the 2020 Capital Budget and the 2020-2025 Capital Improvement Program for the County of Broome, and be it

FURTHER RESOLVED, that the Director of the Office of Management and Budget be and hereby is authorized, empowered, and directed to correct any modifications, changes, additions, and/or typographical errors not effecting the substance of the capital budget and capital program, and that the Director of the Office of Management and Budget is further directed, after making such corrections, to file the same with the Clerk of the County Legislature and to furnish said Clerk with copies thereof for the members of the County Legislature.

COUNTY OF BROOME) ss.
STATE OF NEW YORK)

I, the undersigned, Clerk of the Legislature of the County of Broome, DO HEREBY CERTIFY that the above is an original resolution of such Legislature duly adopted on the th day of November, 2019, by a majority of the members elected to the Legislature of said County at a regular meeting of said Legislature.

I FURTHER CERTIFY that at the time said resolution was adopted said Legislature was comprised of fifteen members.

IN WITNESS WHEREOF, I have hereunto set my hand and affixed the corporate seal of said Legislature this day of , 2019.

Date sent to County Executive _____

Approved _____

County Executive

Clerk, County Legislature

County of Broome

Date _____, 20 .

RESOLUTION MAKING APPROPRIATIONS FOR THE CONDUCT OF THE BROOME COUNTY GOVERNMENT FOR FISCAL YEAR 2020

WHEREAS, this County Legislature, by an accompanying Resolution xxx of 2019, has adopted a budget for fiscal year 2020, now, therefore be it

RESOLVED, that the several amounts specified in such budget under the various categories and the various objects of expense in the 2020 tentative budget under the recommended column, unless a specific change or correction has been made in the same, in which case such change or corrected figure shall apply, shall be the amount appropriated for such items, effective January 1, 2020, and be it

FURTHER RESOLVED, that the fee schedules changing, deleting or establishing certain fees for the purpose of offsetting operating expenses be adopted, and be it

FURTHER RESOLVED, that the Director of the Office of Management and Budget is hereby authorized, empowered and directed to correct any modifications, changes, additions and/or typographical errors not effecting the substance of the budget, and that the Director of the Office of Management and Budget is further directed, after making such corrections, to file same with the Clerk of the County Legislature and to furnish said Clerk with sufficient copies thereof for the members of the County Legislature.

COUNTY OF BROOME) ss.:
STATE OF NEW YORK)

I, the undersigned, Clerk of the Legislature of the County of Broome, DO HEREBY CERTIFY that the above is an original resolution of such Legislature duly adopted on the ___th day of ___November___, 2019, by a majority of the members elected to the Legislature of said County at a regular meeting of said Legislature.

I FURTHER CERTIFY that at the time said resolution was adopted said Legislature was comprised of fifteen members.

IN WITNESS WHEREOF, I have hereunto set my hand and affixed the corporate seal of said Legislature this ____ day of _____, 2019.

Date sent to County Executive _____

Approved _____

County Executive

Clerk, County Legislature

County of Broome

Date _____, 20__.

RESOLUTION ADOPTING THE BROOME COUNTY BUDGET FOR FISCAL YEAR 2020

RESOLVED, that the tentative budget of the County of Broome, including the County's 2020 Capital Budget, as corrected and amended to \$ xxx,xxx,xxx be and is hereby adopted as the budget for the County of Broome, for the year commencing January 1, 2020 and ending December 31, 2020, and be it

FURTHER RESOLVED, that the Director of the Office of Management and Budget is hereby authorized, empowered, and directed to correct any modifications, changes, additions and/or typographical errors not effecting the substance of the budget and that the Director of the Office of Management and Budget is further directed, after making such corrections, to file same with the Clerk of the County Legislature and to furnish said Clerk with sufficient copies thereof for the members of the County Legislature.

COUNTY OF BROOME) ss.:
STATE OF NEW YORK)

I, the undersigned, Clerk of the Legislature of the County of Broome, DO HEREBY CERTIFY that the above is an original resolution of such Legislature duly adopted on the ___th day of ___November___, 2019, by a majority of the members elected to the Legislature of said County at a regular meeting of said Legislature.

I FURTHER CERTIFY that at the time said resolution was adopted said Legislature was comprised of fifteen members.

IN WITNESS WHEREOF, I have hereunto set my hand and affixed the corporate seal of said Legislature this ___ day of _____, 2019.

Date sent to County Executive _____

Approved _____

County Executive

Clerk, County Legislature

County of Broome

Date _____, 20__.

2019 Broome County Administration

County Executive's Office

Jason T. Garnar County Executive
 Kevin M. McManus Deputy County Executive
 Haley McCrory Executive Assistant to the County Executive
 Colleen Wagner Executive Assistant to the County Executive
 Monika Hammer Secretary to Deputy County Executive
 Administrative Assistant to the County Executive
 Christina Cramer Administrative Assistant to the County Executive

Office of Management and Budget

Jerome Z. Knebel Director, Office of Management and Budget
 Gino M. Bucciarelli Deputy Director

Elected and Appointed Officials

Daniel J. Reynolds Chairman, Legislature
 Joseph A. Mihalko County Clerk
 Stephen K. Cornwell District Attorney
 David E. Harder Sheriff
 Aaron M. Martin Clerk, Legislature
 Alex J. McLaughlin Comptroller, Audit and Control
 Commissioner, Elections
 Philip Grommet, Esq. Commissioner, Elections
 John C. Prindle, M.D. Coroner
 Dr. Kevin Drumm President, SUNY Broome Community College

Heads of County Departments

Mark Heefner Acting Commissioner, Aviation
 Lisa Schuhle Director, Office for Aging
 Sara J. Liu Director, Employment and Training
 Michael A. Ponticiello Director, Emergency Services
 Rebecca A. Kaufman Director, Health
 James M. Dutcher Director, Information Technology
 Robert G. Behnke County Attorney, Law
 Jaqueline Spoon Director, Library
 Thomas H. Behan Personnel Officer
 Frank J. Evangelisti Director, Planning
 Terry Carey Acting Director, Probation
 Michael T. Baker Public Defender, Acting
 Leslie G. Boulton Commissioner, Public Works, Parks,
 Recreation and Youth Services
 Director, Purchasing
 Robin L. Laabs Director, Real Property Tax Services
 David C. Hamlin Risk Manager, Risk and Insurance
 Thomas Dellapenna, Jr. Commissioner of Social
 Nancy J. Williams Services and Mental Health
 Commissioner, Public Transportation
 Gregory Kilmer Coordinator, BC STOP-DWI
 Christopher H. Marion Director, Veterans' Services
 Brian J. Vojtisek Administrator, Willow Point Nursing Home
 Ryan LaClair Director, Parks Recreation and Youth Services
 Elizabeth C. Woidt Manager, Arena/Forum
 Christopher H. Marion Director, Security
 James Dadamio

Broome County Legislature

2019

Elected Officials

Legislative District

	<u>Legislator</u>
1	Stephen J. Flagg
2	Scott D. Baker
3	Kelly F. Wildoner
4	Daniel D. Reynolds
5	Daniel J. Reynolds
6	Greg W. Baldwin
7	Matthew J. Pasquale
8	Jason E. Shaw
9	Matthew J. Hilderbrant
10	Cindy L. O'Brien
11	Susan V. Ryan
12	Richard P. Balles
13	Bob Weslar
14	Mary A. Kaminsky
15	Mark R. Whalen

Administrative Staff

Aaron M. Martin
Clerk of the Legislature

Carol L. Hall
Deputy Clerk

Michael V. Tanzini
Second Deputy Clerk

Robert J. O'Donnell
Legislative Assistant

Joseph J. Bertoni
Legislative Assistant

This page is intentionally left blank

Budget Message

A copy of the Budget Message can be
obtained by contacting the
Clerk of the Legislature at 778-2131

Summary by Fund

2016 - 2020

**Summary by Fund
2020 Recommended**

	Appropriations	Estimated Revenue	Appropriated Fund Balance	Property Tax Support
<u>General Fund</u>				
General Operating Departments	\$133,714,967	\$138,329,030	\$ -	\$ (4,614,063)
Social Services	121,605,379	59,595,744	-	62,009,635
<u>Enterprise Funds</u>				
Aviation	3,782,154	2,207,553	-	1,574,601
Public Transportation	13,023,334	11,422,253	-	1,601,081
Solid Waste Management	9,485,013	9,485,059	(46)	-
Willow Point Nursing Home	32,630,854	32,630,854	-	-
<u>Internal Service Funds</u>				
Central Food and Nutrition	5,247,421	5,247,421	-	-
Fleet Management	1,297,786	1,303,622	(5,836)	-
Health Insurance	55,584,838	51,859,120	3,725,718	-
Risk Management	2,085,724	2,085,724	-	-
Workers Compensation	4,061,566	4,061,566	-	-
<u>Special Revenue Funds</u>				
County Library	2,066,065	886,222	-	1,179,843
Road Machinery	2,723,666	80,824	-	2,642,842
County Road	10,940,007	3,999,068	-	6,940,939
Veterans' Arena	1,648,660	812,749	-	835,911
Enjoie Golf Course	1,111,261	1,092,253	-	19,008
<u>Total All Funds</u>	\$401,008,695	\$325,099,062	\$3,719,836	\$72,189,797
<u>Provision for Uncollected Taxes</u>				\$700,000
<u>Total Property Tax Levy</u>				<u>\$72,889,797</u>

	Appropriations	Estimated Revenue	Appropriated Fund Balance	Property Tax Support
2019 Totals	\$385,835,458	\$309,488,598	\$3,784,348	\$73,262,512
2020 Change from 2019 in dollars	15,173,237	15,610,464	(64,512)	(372,715)
2020 Change from 2019 as percentage	3.93%	5.04%	-1.70%	-0.51%

	2019	2020	Change (in Dollars)	Change (as Percentage)
Real Property Full Value	\$ 9,795,230,773	\$ 10,026,875,619	\$ 231,644,846	2.365%
Full Value Tax Rate	7.48	7.27	(0.21)	-2.807%
Real Property Taxable Value	\$ 5,729,813,904	\$ 5,741,650,596	\$ 11,836,692	0.207%
Taxable Value Tax Rate	12.79	12.69	(0.09)	-0.714%

Summary by Fund
2019 Adopted Budget

	Appropriations	Estimated Revenue	Appropriated Fund Balance	Property Tax Support
<u>General Fund</u>				
General Operating Departments	\$124,100,430	\$126,577,539	\$ -	\$ (2,477,109)
Social Services	120,283,933	59,077,089	-	61,206,844
<u>Enterprise Funds</u>				
Aviation	3,702,458	2,135,548	-	1,566,910
Public Transportation	12,254,678	11,203,031	-	1,051,647
Solid Waste Management	9,234,936	9,282,844	(47,908)	-
Willow Point Nursing Home	31,949,956	31,949,956	-	-
<u>Internal Service Funds</u>				
Central Food and Nutrition	5,160,270	5,160,270	-	-
Fleet Management	1,290,026	1,241,534	48,492	-
Health Insurance	53,484,686	49,700,338	3,784,348	-
Risk Management	2,309,052	2,309,052	-	-
Workers Compensation	3,900,506	3,900,506	-	-
<u>Special Revenue Funds</u>				
County Library	1,959,719	847,162	-	1,112,557
Road Machinery	2,637,212	92,438	-	2,544,774
County Road	10,732,048	4,100,207	-	6,631,841
Veterans' Arena	1,748,590	823,542	-	925,048
Enjoie Golf Course	1,086,958	1,087,542	(584)	-
<u>Total All Funds</u>	<u>\$385,835,458</u>	<u>\$309,488,598</u>	<u>\$3,784,348</u>	<u>\$72,562,512</u>
<u>Provision for Uncollected Taxes</u>				<u>\$700,000</u>
<u>Total Property Tax Levy</u>				<u>\$73,262,512</u>
	Appropriations	Estimated Revenue	Appropriated Fund Balance	Property Tax Support
2018 Totals	\$374,495,750	\$297,778,550	\$3,711,633	\$73,705,567
2019 Change from 2018 in dollars	11,339,708	11,710,048	72,715	(443,055)
2019 Change from 2018 as percentage	3.03%	3.93%	1.96%	-0.60%
	2018	2019	Change (in Dollars)	Change (as Percentage)
Real Property Full Value	\$ 9,714,729,107	\$ 9,795,230,773	\$ 80,501,666	0.829%
Full Value Tax Rate	7.59	7.48	(0.11)	-1.418%
Real Property Taxable Value	\$ 5,710,293,144	\$ 5,729,813,904	\$ 19,520,760	0.342%
Taxable Value Tax Rate	12.91	12.79	(0.12)	-0.940%

**Summary by Fund
2018 Adopted Budget**

	Appropriations	Estimated Revenue	Appropriated Fund Balance	Property Tax Support
<u>General Fund</u>				
General Operating Departments	\$120,556,881	\$121,247,401	\$ -	\$ (690,520)
Social Services	116,466,365	55,883,443	-	60,582,922
<u>Enterprise Funds</u>				
Aviation	3,569,427	2,289,356	-	1,280,071
Public Transportation	11,893,279	10,931,817	-	961,462
Solid Waste Management	9,157,833	9,193,465	(35,632)	-
Willow Point Nursing Home	30,906,592	30,906,592	-	-
<u>Internal Service Funds</u>				
Central Food and Nutrition	5,307,890	5,307,890	-	-
Fleet Management	1,031,454	1,131,099	(99,645)	-
Health Insurance	51,679,229	47,828,364	3,850,865	-
Risk Management	2,291,803	2,291,803	-	-
Workers Compensation	3,867,077	3,867,077	-	-
<u>Special Revenue Funds</u>				
County Library	1,968,631	835,851	-	1,132,780
Road Machinery	2,610,138	90,157	-	2,519,981
County Road	10,389,820	4,127,467	-	6,262,353
Veterans' Arena	1,748,337	791,819	-	956,518
Enjoie Golf Course	1,050,994	1,054,949	(3,955)	-
<u>Total All Funds</u>	\$374,495,750	\$297,778,550	\$3,711,633	\$73,005,567
<u>Provision for Uncollected Taxes</u>				\$700,000
<u>Total Property Tax Levy</u>				\$73,705,567

	Appropriations	Estimated Revenue	Appropriated Fund Balance	Property Tax Support
2017 Totals	\$369,925,185	\$292,593,171	\$5,414,841	\$72,617,173
2018 Change from 2017 in dollars	4,570,565	5,185,379	(1,703,208)	1,088,394
2018 Change from 2017 as percentage	1.24%	1.77%	-31.45%	1.50%

	2017	2018	Change (in Dollars)	Change (as Percentage)
Real Property Full Value	\$ 9,612,985,607	\$ 9,714,729,107	\$ 101,743,500	1.058%
Full Value Tax Rate	7.55	7.59	0.03	0.436%
Real Property Taxable Value	\$ 5,684,578,950	\$ 5,710,293,144	\$ 25,714,194	0.452%
Taxable Value Tax Rate	12.77	12.91	0.13	1.042%

Summary by Fund
2017 Adopted Budget

	Appropriations	Estimated Revenue	Appropriated Fund Balance	Property Tax Support
<u>General Fund</u>				
General Operating Departments	\$118,018,270	\$117,011,053	\$2,726,124	\$ (1,718,907)
Social Services	116,765,991	56,282,233	-	60,483,758
<u>Enterprise Funds</u>				
Aviation	3,723,326	2,501,589	-	1,221,737
Public Transportation	11,942,673	10,635,344	-	1,307,329
Solid Waste Management	9,064,736	9,153,405	(88,669)	-
Willow Point Nursing Home	30,946,298	30,951,399	(5,101)	-
<u>Internal Service Funds</u>				
Central Food and Nutrition	5,312,900	5,337,586	(24,686)	-
Fleet Management	1,300,740	1,081,901	218,839	-
Health Insurance	49,445,237	46,848,211	2,597,026	-
Risk Management	2,124,085	2,124,085	-	-
Workers Compensation	3,811,750	3,811,750	-	-
<u>Special Revenue Funds</u>				
County Library	1,975,218	821,657	-	1,153,561
Road Machinery	2,667,684	78,567	-	2,589,117
County Road	10,234,707	4,054,274	-	6,180,433
Veterans' Arena	1,602,312	902,167	-	700,145
Enjoie Golf Course	989,258	997,950	(8,692)	-
<u>Total All Funds</u>	\$369,925,185	\$292,593,171	\$5,414,841	\$71,917,173
<u>Provision for Uncollected Taxes</u>				\$700,000
<u>Total Property Tax Levy</u>				\$72,617,173

	Appropriations	Estimated Revenue	Appropriated Fund Balance	Property Tax Support
2016 Totals	\$366,096,584	\$291,672,765	\$2,959,044	\$72,164,775
2017 Change from 2016 in dollars	3,828,601	920,406	2,455,797	452,398
2017 Change from 2016 as percentage	1.05%	0.32%	82.99%	0.63%

	2016	2017	Change (in Dollars)	Change (as Percentage)
Real Property Full Value	\$ 9,762,207,432	\$ 9,612,985,607	\$ (149,221,825)	-1.529%
Full Value Tax Rate	7.39	7.55	0.16	2.189%
Real Property Taxable Value	\$ 5,654,743,735	\$ 5,684,578,950	\$ 29,835,215	0.528%
Taxable Value Tax Rate	12.76	12.77	0.01	0.099%

**Summary by Fund
2016 Adopted Budget**

	Appropriations	Estimated Revenue	Appropriated Fund Balance	Property Tax Support
<u>General Fund</u>				
General Operating Departments	\$114,486,216	\$116,682,856	-	\$ (2,196,640)
Social Services	116,788,962	56,071,093	-	60,717,869
<u>Enterprise Funds</u>				
Aviation	3,999,826	3,714,440	-	285,386
Public Transportation	12,095,250	10,594,043	-	1,501,207
Solid Waste Management	10,212,894	10,187,954	24,940	-
Willow Point Nursing Home	29,904,762	29,904,762	-	-
<u>Internal Service Funds</u>				
Central Food and Nutrition	4,546,992	4,546,992	-	-
Fleet Management	1,296,653	1,096,204	200,449	-
Health Insurance	49,319,729	46,578,894	2,740,835	-
Risk Management	2,131,655	2,131,655	-	-
Workers Compensation	3,739,857	3,739,857	-	-
<u>Special Revenue Funds</u>				
County Library	1,997,090	843,529	-	1,153,561
Road Machinery	2,660,859	87,766	-	2,573,093
County Road	10,344,970	3,575,252	-	6,769,718
Veterans' Arena	1,627,104	966,523	-	660,581
Enjoie Golf Course	943,765	950,945	(7,180)	-
<u>Total All Funds</u>	\$366,096,584	\$291,672,765	\$2,959,044	\$71,464,775
<u>Provision for Uncollected Taxes</u>				\$700,000
<u>Total Property Tax Levy</u>				<u>\$72,164,775</u>
	Appropriations	Estimated Revenue	Appropriated Fund Balance	Property Tax Support
2015 Totals	\$365,707,967	\$287,213,703	\$8,361,150	\$70,833,114
2016 Change from 2015 in dollars	388,617	4,459,062	(5,402,106)	1,331,661
2016 Change from 2015 as percentage	0.11%	1.55%	-64.61%	1.88%
	2015	2016	Change (in Dollars)	Change (as Percentage)
Real Property Full Value	\$ 9,527,423,490	\$ 9,762,207,432	\$ 234,783,942	2.464%
Full Value Tax Rate	7.43	7.39	(0.04)	-0.570%
Real Property Taxable Value	\$ 5,639,939,495	\$ 5,654,743,735	\$ 14,804,240	0.262%
Taxable Value Tax Rate	12.56	12.76	0.20	1.613%

This page is intentionally left blank

General Government

<u>Department/Division</u>	<u>Page</u>	<u>Department/Division</u>	<u>Page</u>
Legislative Board		Information Technology	
Clerk of the Legislature	2	Information Services	69
Legislature	7	Communication Services	76
Executive		Law	
Executive	10	Law	80
County Clerk		Law—DSS Legal Unit	86
Records	15	Personnel	91
Motor Vehicles	21	Public Defender	99
Records Management	26	Public Works	
District Attorney		Administration	105
District Attorney	30	Buildings and Grounds	110
Traffic Diversion	38	Engineering	117
Audit and Control		Fleet Management	123
Audit and Control	40	Purchasing	129
Weights and Measures	45	Real Property Tax Services	135
Central Foods and Nutrition Services	49	Risk and Insurance	
Coroners	53	Risk Management	142
Elections	57	Health Insurance	149
Office of Management and Budget	62	Workers Compensation	153

Legislature

Legislators (15)
(Elected)

Chairman
Board of Acquisition and Contract
Capital Program Advisory Committee

Legislative Board

Committees

- County Administration
- Economic Development, Education and Culture
- Finance
- Health and Human Services
- Personnel
- Public Safety and Emergency Services
- Public Works and Transportation

Research Support

Clerk of the Legislature

Legislative Support

- Local Laws and Resolutions
- Legislative Minutes
- Committee Minutes
- Journal of Proceedings
- Records Management
- Clerical / Secretarial Support
- Administration
- Ethics Disclosure Processing
- Freedom of Information Law (FOIL)

Legislature Legislative Clerk

Mission Statement

The Clerk of the Legislature supervises and coordinates daily activities of the office of the Legislature.

Description

This office drafts and distributes all legislation to appropriate committees, processes, certifies, and disseminates all legislation, provides minutes of all legislative sessions and all committee meetings, prepares and files the required documentation on all approved local laws with the Secretary of State and provides clerical and secretarial support to the individual Legislators. Prepares, maintains, and distributes the Directory of Federal, State, County, and Municipal Officials and a desk blotter-style quick directory.

The Clerk also serves as the Records Access Officer for Broome County Government, processing Freedom of Information Requests on a continual basis.

Maintains and distributes updates to the county's Charter and Administrative Code.

Provides support to the Agricultural and Farmland Protection Board.

Serves as support staff to the Board of Ethics by maintaining, distributing, collecting and submitting for review by the Board, the annual Financial Disclosure Statement, which nearly 200 County officials are required to complete.

2020 Objectives

- Improve the paperless process by which resolution requests are submitted.
- Improve the paperless process for the distribution of resolution and agendas to County personnel.
- Make the business of the Legislature accessible to the public using the County website and social media.
- Make accessing public records as easy as possible for the public using a well-designed paper form and an on-line submission form.
- Enhance the capabilities of the office and the Legislative Assistant using student interns.
- Highlight the community through initiatives such as the Veterans of Distinction program, the Agricultural Celebration and the Community Art Series.

2020 Budget Highlights

- In the 2020 budget, this office has restricted expenses wherever possible.

Legislature 12010001
Clerk

<u>Title of Position</u>	<u>Grade/Unit</u>	2018 <u>Actuals</u>	As of July 5,2019 Current <u>Authorized</u>	2020 <u>Requested</u>	2020 <u>Recommended</u>
<u>Full-Time Positions</u>					
Clerk of the County Legislature	F Admin	0	1	1	1
Clerk of the County Legislature	E Admin	1	0	0	0
Deputy Clerk of the County Legislature	19 Admin	1	1	1	1
Second Deputy Clerk of the County Legislature	17 Admin	0	0	1	1
Second Deputy Clerk of the County Legislature	15 Admin	1	1	0	0
Total Full-Time Positions		3	3	3	3
<u>Part-Time Positions</u>					
None					
Total Part-Time Positions		0	0	0	0
Total Positions		3	3	3	3

BROOME COUNTY GOVERNMENT
 REVENUE AND APPROPRIATION SUMMARY
 BY DEPARTMENT AND DIVISION

FUND: 1010 General Operating
 DEPT: 12000000 Legislative
 DIV: 01 Legislative-Clerk

Account	2018 Actuals	2019 Budget	2019 YTD Actuals As of 08/30/19	2020 Budget Requested	2020 Budget Recommended
12000000 Legislative					
0000006 Sale of Prop and Comp for Loss					
5000512 MINOR SALES OTHER	787	600	343	500	500
0000006 Sale of Prop and Comp for Loss Totals	787	600	343	500	500
0000007 Misc Interfund Revenues					
5000545 CREDIT CARD REBATES	13	10	16	10	10
0000007 Misc Interfund Revenues Totals	13	10	16	10	10
Rev Total for Div: 1201	800	610	359	510	510
0000010 Personnel Service					
6001000 SALARIES FULL-TIME	153,572	173,618	110,499	181,668	181,668
0000010 Personnel Service Totals	153,572	173,618	110,499	181,668	181,668
0000040 Contractual Expenditures					
6004010 BOOKS AND SUBSCRIPTIONS	376	339	273	360	360
6004011 DUPLICATING AND PRINTING RM SU	1,165	0	0	0	0
6004012 OFFICE SUPPLIES	833	1,800	509	0	0
6004100 POSTAGE AND FREIGHT	0	50	0	50	50
6004105 DUES AND MEMBERSHIPS	150	150	150	150	150
6004106 GENERAL OFFICE EXPENSES	221	2,700	1,565	21,600	21,600
6004131 PHOTOGRAPHIC EXPENSES	0	250	0	0	0
6004137 ADVERTISING AND PROMOTION EXPE	846	1,000	504	1,000	1,000
6004162 EDUCATION AND TRAINING	470	840	450	840	840
6004196 COPYING MACHINE RENTALS	630	2,832	1,520	2,832	2,832
6004541 STENOGRAPHIC SERVICES	200	600	0	600	600
6004573 OTHER FEES FOR SERVICES	2,641	3,000	1,043	3,000	3,000
0000040 Contractual Expenditures Totals	7,532	13,561	6,014	30,432	30,432
0000041 Chargeback Expenses					
6004602 INSURANCE PREMIUM CHARGEBACK	164	189	94	173	173

REPORT:BP033

BROOME COUNTY GOVERNMENT
REVENUE AND APPROPRIATION SUMMARY
BY DEPARTMENT AND DIVISION

FUND: 1010 General Operating
DEPT: 12000000 Legislative
DIV: 01 Legislative-Clerk

Account	2018 Actuals	2019 Budget	2019 YTD Actuals As of 08/30/19	2020 Budget Requested	2020 Budget Recommended
0000041 Chargeback Expenses Totals	164	189	94	173	173
0000060 Principal on Indebtedness					
6006008 PRINCIPAL ON CAPITAL LEASE	1,403	0	0	0	0
0000060 Principal on Indebtedness Totals	1,403	0	0	0	0
0000070 Interest on Indebtedness					
6007005 INTEREST ON CAPITAL LEASE	67	0	0	0	0
0000070 Interest on Indebtedness Totals	67	0	0	0	0
0000080 Employee Benefits					
6008001 STATE RETIREMENT	24,252	27,870	16,386	29,142	29,142
6008002 SOCIAL SECURITY	11,091	13,281	7,931	13,899	13,899
6008004 WORKERS COMPENSATION	457	428	214	524	524
6008006 LIFE INSURANCE	41	45	16	45	45
6008007 HEALTH INSURANCE	33,036	36,708	24,721	43,020	43,020
6008009 RETIREE HEALTH INSURANCE	15,099	16,204	4,001	6,302	6,302
0000080 Employee Benefits Totals	83,976	94,536	53,269	92,932	92,932
Exp Total for Div: 1201	246,714	281,904	169,876	305,205	305,205
Total for Div: 12000000	-245,914	-281,294	-169,517	-304,695	-304,695

Legislature

Legislature

Mission Statement

The Broome County Legislature is the policy-making body and taxing authority of Broome County Government. The Legislature is comprised of 15 elected Legislators each representing a district. Through its power to legislate and approve appropriations, the County Legislature shapes the direction of Broome County Government. The Broome County Charter further defines the duties and powers of the Legislature.

Description

The county legislature is responsible for the adoption of all local legislation and the levy of property taxes to fund county governmental operations. Other specific powers include the power to make appropriations, incur indebtedness, and adopt an annual budget, to create, alter, combine or abolish positions (job titles) except those units headed by elected officials, to confirm appointments by the County Executive, to adopt the equalization rates for the City of Binghamton and the 16 towns within the County and to award all contracts for professional services exceeding \$15,000.

The Chair of the Legislature presides at meetings of the county legislature and appoints all standing and ad hoc committees. The Chair is an ex-officio member of every committee. Additionally, the Chair is a member of the Board of Acquisition and Contract (BAC) and several advisory boards pursuant to the provisions of the Broome County Charter.

The Chair of the Finance Committee, the Chair of the Public Works and Transportation Committee and the Chair of the Legislature are all members of the Capital Project Advisory Committee.

The Legislative Assistants provide research and support to the Chair, the Committees, and Legislators and facilitates activities and initiatives of the Legislature.

2020 Objectives

- Carefully scrutinize all County spending with the specific goal of controlling property taxes.
- Work to create an atmosphere that will promote economic development within the County and region to enhance the County's tax base and employment opportunities.
- Review County Departments and services to determine where administration and other functions can be consolidated.
- Consider all possible opportunities for the most efficient delivery of services, including sharing of resources and services with municipalities.
- Work to improve the quality of life for residents of Broome County.

2020 Budget Highlights

- In the 2020 budget the Legislature has restricted expenses wherever possible.

Legislature 12020001
Board

<u>Title of Position</u>	<u>Grade/Unit</u>	As of July 5,2019			
		<u>2018 Actuals</u>	<u>Current Authorized</u>	<u>2020 Requested</u>	<u>2020 Recommended</u>
<u>Full-Time Positions</u>					
Legislative Assistant (40 hours)	23 Admin	0	2	2	2
Legislative Assistant (37.5 hours)	23 Admin	2	0	0	0
Total Full-Time Positions		2	2	2	2
<u>Part-Time Positions</u>					
Chairman*/County Legislator	Elected	1	1	1	1
County Legislator	Elected	14	14	14	14
Total Part-Time Positions		15	15	15	15
Total Positions		17	17	17	17

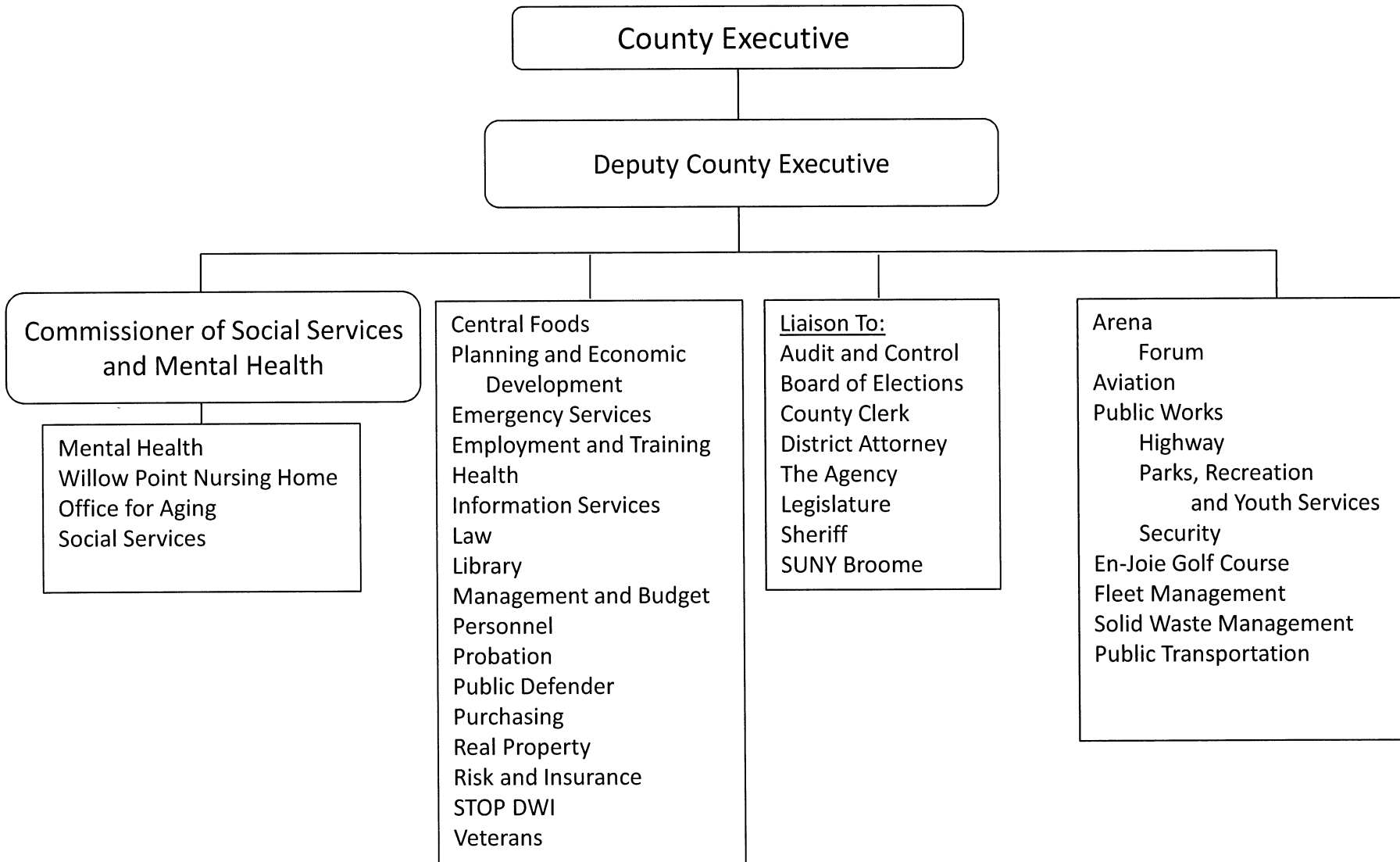
* Elected by peers

BROOME COUNTY GOVERNMENT
 REVENUE AND APPROPRIATION SUMMARY
 BY DEPARTMENT AND DIVISION

FUND: 1010 General Operating
 DEPT: 12000000 Legislative
 DIV: 02 Legislative-Legislature

Account	2018 Actuals	2019 Budget	2019 YTD Actuals As of 08/30/19	2020 Budget Requested	2020 Budget Recommended
0000010 Personnel Service					
6001000 SALARIES FULL-TIME	101,446	120,424	77,249	126,756	126,756
6001001 SALARIES PART-TIME	194,961	195,000	126,270	195,000	195,000
0000010 Personnel Service Totals	296,407	315,424	203,519	321,756	321,756
0000040 Contractual Expenditures					
6004161 TRAVEL HOTEL AND MEALS	0	1,072	350	324	324
6004162 EDUCATION AND TRAINING	160	390	662	824	824
6004538 LEGAL CHARGES AND FEES	0	30,000	0	30,000	30,000
0000040 Contractual Expenditures Totals	160	31,462	1,012	31,148	31,148
0000041 Chargeback Expenses					
6004602 INSURANCE PREMIUM CHARGEBACK	492	567	283	516	516
0000041 Chargeback Expenses Totals	492	567	283	516	516
0000080 Employee Benefits					
6008001 STATE RETIREMENT	38,378	44,686	28,334	49,731	49,731
6008002 SOCIAL SECURITY	20,312	24,126	13,624	24,615	24,615
6008004 WORKERS COMPENSATION	1,371	1,284	642	1,575	1,575
6008006 LIFE INSURANCE	238	255	92	255	255
6008007 HEALTH INSURANCE	77,733	81,160	67,216	128,821	128,821
6008009 RETIREE HEALTH INSURANCE	93,867	97,175	68,784	108,284	108,284
0000080 Employee Benefits Totals	231,899	248,686	178,692	313,281	313,281
Exp Total for Div: 1202	528,958	596,139	383,506	666,701	666,701
Total for Div: 12000000	-528,958	-596,139	-383,506	-666,701	-666,701
Total for Dept: 12000000	-774,872	-877,433	-553,023	-971,396	-971,396

County Executive



County Executive

Mission Statement

To efficiently and effectively manage the operations and capital, operating and grant budgets of all county departments and to provide residents with quality services creating a high quality of life in a cost effective manner.

Description

The office and duties of the County Executive are established by Article III, Sections 301-312 of the Broome County Charter adopted November 1968. The County Executive is the Chief Executive Officer and administrative head of Broome County government. The County Executive is an elected position serving a four-year term.

The County Executive oversees all County departments. The Executive is also responsible for communicating information regarding county services, programs, activities, and public policy to county employees, the public, and local, state and federal elected officials.

The County Executive is responsible for implementing local laws and resolutions as defined in the Broome County Charter and Code. The County Executive supervises and directs the internal organization and administration of all department and other administrative units. In addition, the County Executive appoints members to various county boards and commissions.

2020 Objectives

- To work closely with all levels of government, internal departments and community partners to meet challenges posed by current economic conditions. The Executive's Office

will strive to maintain the quality services that residents deserve. All services will continue to be constantly evaluated to ensure they are provided in the most cost effective manner.

- To enhance economic development, the Executive's Office will continue to contain property taxes by efficient operations within county government. These efforts will include, but are not limited to
 - Enforcement of strict guidelines and accountability for spending by all county departments.
 - Emphasis of increased efficiency of all departments improving performance and reducing expenses.
 - Monitoring all capital projects for completion and quality.
 - Ensuring current and planned projects fit within the current economic model and are sustainable in the near as well as foreseeable future.
 - Creating and promoting strategies to make Broome County a viable place for investment.

2020 Budget Highlights

- A Deputy County Executive position remains unfunded in the 2020 budget.

Executive 05000001

<u>Title of Position</u>	<u>Grade/Unit</u>	As of July 5, 2019			
		<u>2018 Actuals</u>	<u>Current Authorized</u>	<u>2020 Requested</u>	<u>2020 Recommended</u>
<u>Full-Time Positions</u>					
County Executive	Elected	1	1	1	1
Deputy County Executive*	K Admin	2	2	2	2
Executive Asst. to the County Executive	23 Admin	0	2	2	2
Executive Asst. to the County Executive	22 Admin	2	0	0	0
Secretary to Deputy County Executive	15 Admin	0	1	1	1
Secretary to Deputy County Executive	14 Admin	1	0	0	0
Administrative Asst. to the County Executive	13 Admin	0	1	1	1
Administrative Asst. to the County Executive	12 Admin	1	0	0	0
Total Full-Time Positions		7	7	7	7
<u>Part-Time Positions</u>					
None					
Total Part-Time Positions		0	0	0	0
Total Positions		7	7	7	7

*One position unfunded since 2015

BROOME COUNTY GOVERNMENT
 REVENUE AND APPROPRIATION SUMMARY BY DEPARTMENT

FUND: 1010 General Operating
 DEPT: 05000000 County Executive

Account	2018 Actuals	2019 Budget	2019 YTD Actuals As of 08/30/19	2020 Budget Requested	2020 Budget Recommended
0000002 Departmental Income					
5000332 INDIRECT COSTS CHARGEBACK	1,510,171	1,519,578	0	1,537,357	1,537,357
5000333 OTHER DEPARTMENTAL CHARGEBACK	3,907	3,907	0	3,907	3,907
5000340 Int Gov'tl Charges - Excess Bu	1,438,658	0	0	0	0
0000002 Departmental Income Total	2,952,736	1,523,485	0	1,541,264	1,541,264
Rev Totals for Dept: 05000000	2,952,736	1,523,485	0	1,541,264	1,541,264
0000010 Personnel Service					
6001000 SALARIES FULL-TIME	369,258	381,491	254,209	396,888	396,888
6001002 SALARIES TEMPORARY	42,295	56,024	32,061	61,738	61,738
0000010 Personnel Service Totals	411,553	437,515	286,270	458,626	458,626
0000040 Contractual Expenditures					
6004001 MAT & SUPPLIES-SIGNS & POSTS	123	0	0	0	0
6004010 BOOKS AND SUBSCRIPTIONS	1,517	450	0	1,000	1,000
6004012 OFFICE SUPPLIES	397	3,455	3,046	2,000	2,000
6004030 FOOD AND BEVERAGES	0	400	254	400	400
6004052 UNIFORMS	229	0	0	0	0
6004073 SUBSCRIPTIONS	130	0	27	0	0
6004100 POSTAGE AND FREIGHT	0	50	0	50	50
6004137 ADVERTISING AND PROMOTION EXPE	958	900	215	900	900
6004160 MILEAGE AND PARKING-LOCAL	179	400	0	200	200
6004161 TRAVEL HOTEL AND MEALS	0	1,425	0	1,425	1,425
6004162 EDUCATION AND TRAINING	0	400	533	400	400
6004196 COPYING MACHINE RENTALS	771	2,742	1,303	3,128	3,128
0000040 Contractual Expenditures Totals	4,304	10,222	5,378	9,503	9,503
0000041 Chargeback Expenses					
6004602 INSURANCE PREMIUM CHARGEBACK	392	447	224	398	398
0000041 Chargeback Expenses Totals	392	447	224	398	398

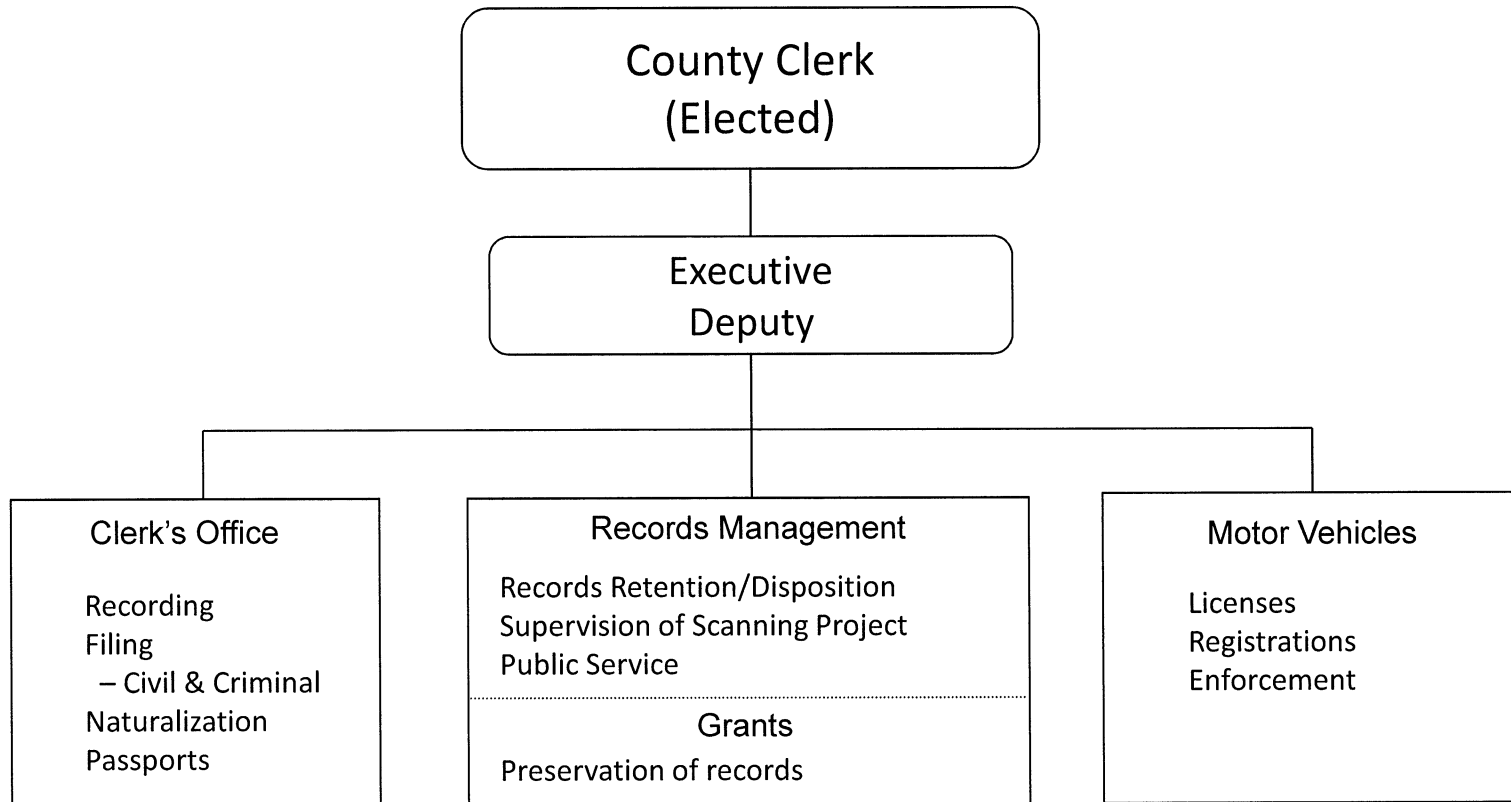
REPORT:BP032

BROOME COUNTY GOVERNMENT
REVENUE AND APPROPRIATION SUMMARY BY DEPARTMENT

FUND: 1010 General Operating
DEPT: 05000000 County Executive

Account	2018 Actuals	2019 Budget	2019 YTD Actuals As of 08/30/19	2020 Budget Requested	2020 Budget Recommended
0000060 Principal on Indebtedness					
6006008 PRINCIPAL ON CAPITAL LEASE	1,633	0	0	0	0
0000060 Principal on Indebtedness Totals	<u>1,633</u>	<u>0</u>	<u>0</u>	<u>0</u>	<u>0</u>
0000070 Interest on Indebtedness					
6007005 INTEREST ON CAPITAL LEASE	458	0	0	0	0
0000070 Interest on Indebtedness Totals	<u>458</u>	<u>0</u>	<u>0</u>	<u>0</u>	<u>0</u>
0000080 Employee Benefits					
6008001 STATE RETIREMENT	52,084	58,976	34,442	60,645	60,645
6008002 SOCIAL SECURITY	30,244	33,470	21,192	35,085	35,085
6008004 WORKERS COMPENSATION	1,617	1,800	900	1,917	1,917
6008006 LIFE INSURANCE	106	105	37	105	105
6008007 HEALTH INSURANCE	48,093	49,511	29,362	50,077	50,077
6008009 RETIREE HEALTH INSURANCE	105,181	105,515	70,114	110,413	110,413
0000080 Employee Benefits Totals	<u>237,325</u>	<u>249,377</u>	<u>156,047</u>	<u>258,242</u>	<u>258,242</u>
Exp Totals for Dept: 05000000	<u>655,665</u>	<u>697,561</u>	<u>447,919</u>	<u>726,769</u>	<u>726,769</u>
Total for Dept: 05000000	<u>2,297,071</u>	<u>825,924</u>	<u>-447,919</u>	<u>814,495</u>	<u>814,495</u>

County Clerk



COUNTY CLERK

Clerk's Office (04010001)

MISSION STATEMENT

To oversee the processing, filing, scanning and storage of thousands of vital property, business and court documents every year, while offering superior customer service to the stakeholders who utilize the office.

DESCRIPTION

The County Clerk's Office provides the necessary services for the efficient filing and recording of land record documents, lien filings, acceptance of passport applications and naturalization of citizens as required by the State of New York and the federal government.

The County Clerk's Office is a consistent revenue generator for Broome County government. The office collects several taxes and fees on behalf of other departments and agencies. While the office retains a portion of some of the fees, for the most part the office acts as a collection or pass-through department for these fees. The office also provides significant operating revenues for certain other County departments. In 2018, the total funds collected by the Clerk's Office was \$9,614,261. Out of that grand total, the amount retained for the County's general fund was only \$1,551,660, while the amount passed along to other entities was \$8,062,600. We believe that this is crucial information, even if the 84% of revenue collected and passed along to other entities is not captured by the limited budget submission module in the County's PeopleSoft program. (Source: Broome County Clerk 2018 Annual Report.)

2020 OBJECTIVES

One of the goals of the County Clerk's office is to continue to offer excellent customer service to the stakeholders who utilize the office, while also maximizing revenue for the County. We are always looking to implement new ideas.

- Continue the expansion of the e-filing and e-recording programs, to reduce costs, to reduce the volume of paper records, and to increase office efficiencies.
- Increase access to our office for the general public, including after hours passport fairs and hours during the summer months that match the local court system.

2020 BUDGET HIGHLIGHTS

While the County Clerk's Office revenues will continue to exceed expenses, we recognize the importance that our own office's operational needs are met.

With the priority of increased access to our office for the general public, the Broome County Clerk's Office has submitted various proposals for 2020.

- The Clerk's Office serves numerous customers, including those with varying levels of mobility. According to Broome County Security, the Clerk's Office has over 1,000 visitors per month, which is approximately 25% of the traffic in the Broome County Office Building. Sadly, many of the workspaces where our staff assists customers are not ADA-compliant. We have submitted a capital project that would provide funding for the upgrade and reconfiguration of those areas including our public search stations and our cashiering stations. 20% of these expenses will then be eligible to be charged back to our annual "mortgage tax retention" resolution.

County Clerk / Motor Vehicles (04020001)

<u>Title of Position</u>	<u>Grade/Unit</u>	2018 <u>Actuals</u>	As of July 5, 2019 Current <u>Authorized</u>	2020 <u>Requested</u>	2020 <u>Recommended</u>
<u>Full-Time Positions</u>					
Deputy County Clerk (40) *	17 Admin	0	1	1	1
Principal Motor Vehicle Clerk (40)	11 CSEA	1	1	1	1
Senior Motor Vehicle Clerk (40)	9 CSEA	3	3	3	3
Motor Vehicle Clerk (40)	8 CSEA	8	8	10	10
Total Full-Time Positions		12	13	15	15
<u>Part-Time Positions</u>					
Motor Vehicle Clerk	8 CSEA	9	9	9	9
Total Part-Time Positions		9	9	9	9
Total Positions		21	22	24	24

* Deputy County Clerk position transferred from 04010001 Records in 2019

REPORT:BP033

BROOME COUNTY GOVERNMENT
REVENUE AND APPROPRIATION SUMMARY
BY DEPARTMENT AND DIVISION

FUND: 1010 General Operating
DEPT: 04000000 County Clerk
DIV: 01 County Clerk- Records

Account	2018 Actuals	2019 Budget	2019 YTD Actuals As of 08/30/19	2020 Budget Requested	2020 Budget Recommended
04000000 County Clerk					
0000002 Departmental Income					
5000104 CLERK FEES	1,256,843	1,192,162	631,247	1,032,000	1,032,000
5000105 XEROX MACHINE	3,465	4,752	2,475	3,500	3,500
5000106 MORTGAGE TAX	380,046	399,245	226,781	399,466	399,466
5000220 REMOTE ACCESS CHARGE	151,575	82,918	82,704	100,000	100,000
5000426 MISCELLANEOUS	5,254	4,719	2,825	5,000	5,000
0000002 Departmental Income Totals	1,797,183	1,683,796	946,032	1,539,966	1,539,966
0000003 Use of Money					
5000451 INTEREST AND EARNINGS	146	150	75	150	150
0000003 Use of Money Totals	146	150	75	150	150
0000007 Misc Interfund Revenues					
5000545 CREDIT CARD REBATES	36	0	50	0	0
0000007 Misc Interfund Revenues Totals	36	0	50	0	0
Rev Total for Div: 0401	1,797,365	1,683,946	946,157	1,540,116	1,540,116
0000010 Personnel Service					
6001000 SALARIES FULL-TIME	521,085	504,337	312,353	513,804	513,804
0000010 Personnel Service Totals	521,085	504,337	312,353	513,804	513,804
0000040 Contractual Expenditures					
6004010 BOOKS AND SUBSCRIPTIONS	338	260	0	363	363
6004012 OFFICE SUPPLIES	4,602	6,204	2,983	5,500	5,500
6004023 BLDG AND GROUNDS SUPPLIES	138	0	0	200	200
6004030 FOOD AND BEVERAGES	221	400	138	300	300
6004041 PHOTOGRAPHIC SUPPLIES	511	594	0	450	450
6004056 COMPUTER EQUIPMENT (NON CAPITAL)	0	1,051	401	901	901
6004100 POSTAGE AND FREIGHT	496	550	512	537	537
6004105 DUES AND MEMBERSHIPS	110	535	485	535	535

BROOME COUNTY GOVERNMENT
 REVENUE AND APPROPRIATION SUMMARY
 BY DEPARTMENT AND DIVISION

FUND: 1010 General Operating
 DEPT: 04000000 County Clerk
 DIV: 01 County Clerk- Records

Account	2018 Actuals	2019 Budget	2019 YTD Actuals As of 08/30/19	2020 Budget Requested	2020 Budget Recommended
6004117 BUILDING AND GROUNDS EXPENSES	85	250	85	200	200
6004160 MILEAGE AND PARKING-LOCAL	0	50	0	50	50
6004161 TRAVEL HOTEL AND MEALS	973	1,700	1,511	1,500	1,500
6004193 HARDWARE MAINTENANCE	188	0	0	0	0
6004196 COPYING MACHINE RENTALS	509	3,723	2,482	3,900	3,900
0000040 Contractual Expenditures Totals	8,171	15,317	8,597	14,436	14,436
0000041 Chargeback Expenses					
6004602 INSURANCE PREMIUM CHARGEBACK	1,045	1,197	599	1,075	1,075
6004604 DPW SECURITY CHARGEBACKS	13,200	13,710	13,710	10,962	10,962
0000041 Chargeback Expenses Totals	14,245	14,907	14,309	12,037	12,037
0000060 Principal on Indebtedness					
6006008 PRINCIPAL ON CAPITAL LEASE	2,462	0	0	0	0
0000060 Principal on Indebtedness Totals	2,462	0	0	0	0
0000070 Interest on Indebtedness					
6007005 INTEREST ON CAPITAL LEASE	926	0	0	0	0
0000070 Interest on Indebtedness Totals	926	0	0	0	0
0000080 Employee Benefits					
6008001 STATE RETIREMENT	79,862	81,155	48,109	77,928	77,928
6008002 SOCIAL SECURITY	38,010	38,565	22,651	39,306	39,306
6008004 WORKERS COMPENSATION	23,220	23,923	11,962	26,926	26,926
6008006 LIFE INSURANCE	177	165	56	165	165
6008007 HEALTH INSURANCE	70,980	77,571	47,529	96,904	96,904
6008009 RETIREE HEALTH INSURANCE	144,896	158,814	101,988	158,282	158,282
6008010 DISABILITY INSURANCE	514	480	266	528	528
6008013 HEALTH INS - RETIRE INCENTIVE	5,392	0	0	0	0
0000080 Employee Benefits Totals	363,051	380,673	232,561	400,039	400,039
Exp Total for Div: 0401	909,940	915,234	567,820	940,316	940,316

REPORT:BP033

BROOME COUNTY GOVERNMENT
REVENUE AND APPROPRIATION SUMMARY
BY DEPARTMENT AND DIVISION

FUND: 1010 General Operating
DEPT: 04000000 County Clerk
DIV: 01 County Clerk- Records

Account	2018 Actuals	2019 Budget	2019 YTD Actuals As of 08/30/19	2020 Budget Requested	2020 Budget Recommended
<hr/>	<hr/>	<hr/>	<hr/>	<hr/>	<hr/>
Total for Div: 04000000	887,425	768,712	378,337	599,800	599,800

COUNTY CLERK
Motor Vehicles

MISSION STATEMENT

To oversee the processing of various motor vehicle transactions, abiding by the laws and guidelines established by the NYS Department of Motor Vehicles and the Federal government, while offering superior customer service to the stakeholders who utilize the department.

DESCRIPTION

The DMV efficiently processes various motor vehicle transactions, including the licensing of drivers and the registering of vehicles.

The DMV is a consistent revenue generator for Broome County government. The department collects several taxes and fees on behalf of New York State. While the department retains a portion of some of the fees, for the most part the office acts as a collection or pass-through department for these fees. In 2018, of the \$12,241,690 collected, only \$1,138,047 of revenue was retained by Broome County.

As you may or may not know, Broome County receives 12.7% of DMV revenue only if residents visit their local DMV to complete registrations, renew licenses or purchase license plates. When residents renew registrations or licenses on-line or through the mail, New York State keeps the revenue. By studying trends over the past 10 years, we have noticed that Broome County saw a decline of nearly \$300,000 in revenue between 2011 and 2016 as more people are renewing their registrations or licenses on-line or through the mail directly with New York State. A number of the initiatives we are continuing or proposing to add will help both stop further bleeding of

revenue and also claw back some of those transactions by educating the public and offering them palatable local alternatives.

2020 OBJECTIVES

The DMV is doing everything it can to maximize the retention of the local share of DMV revenue. These includes:

- Continuing Saturday hours at the 137 Washington Avenue, Endicott.
- Continuing and expanding our rotation of a satellite office between Conklin, Harpursville, Whitney Point and Windsor and other locations to serve our rural communities.
- Providing six DMV “drop boxes” in Binghamton, Endwell, Harpursville, Johnson City and Whitney Point.
- Promoting and marketing to the general public the importance of using local DMV services as opposed to New York State’s online or mail options, including a flyer in the County’s annual property tax bill.
- Adding new services to the office, including the sale of E-ZPass tags through the E-ZPass On-the-Go Program.

2020 BUDGET HIGHLIGHTS

While DMV revenues will continue to exceed expenses, we recognize the importance that our own office’s operational needs are met.

- First, there is public demand to increase our outreach to more underserved rural areas with a second “mobile DMV” unit. This additional mobile DMV unit would be one way of advancing Vision Item 6 of the adopted Broome County comprehensive plan ‘Making a Commitment to High Standards in Services’. We have had discussions with potential host sites, including the Greater Binghamton Airport. We are aggressively pursuing eligible grant funding for a portion of this project, but the numerous funding sources have informed us that

county support for this project would be a prerequisite for grant funding. This expansion of mobile DMV services would require an additional FT DMV Clerk position and require the use of a second county vehicle to get to the mobile DMV sites.

- Second, in 2020, we anticipate an additional influx of customers at all DMV locations. This is due to multiple overlapping factors: (a) The approaching October 2020 deadline to obtain an Enhanced ID for federal purposes, (b) NYS legislation authorizing undocumented aliens to apply for driver's licenses, (c) an anticipated general rise in traffic based on the 8 year cycle of driver's license renewals. Because of this we are requesting another additional FT DMV Clerk position to handle this anticipated influx in traffic.
- Third, we have learned that other County Clerks have increased revenue by making agreements to take on dealer work from car dealerships outside of their county. Some downstate dealers are willing to have their work overnighted to an upstate DMV office because it is more time efficient than working with local DMV offices downstate. This is an additional revenue source that is worth pursuing.

County Clerk / Records (04010001)

<u>Title of Position</u>	<u>Grade/Unit</u>	2018 <u>Actuals</u>	As of July 5, 2019 Current <u>Authorized</u>	2020 <u>Requested</u>	2020 <u>Recommended</u>
<u>Full-Time Positions</u>					
County Clerk	Elected	1	1	1	1
Executive Deputy County Clerk	C Admin	1	1	1	1
Deputy County Clerk (40) *	17 Admin	3	2	2	2
Secretary to the County Clerk (37.5)	16 Admin	1	1	1	1
Senior Index Clerk (40)	9 CSEA	2	2	2	2
Index Clerk (40)	8 CSEA	4	4	4	4
Total Full-Time Positions		12	11	11	11
Total Positions		12	11	11	11

* Deputy County Clerk position transferred to 04020001 Motor Vehicles in 2019

REPORT:BP033

BROOME COUNTY GOVERNMENT
REVENUE AND APPROPRIATION SUMMARY
BY DEPARTMENT AND DIVISION

FUND: 1010 General Operating
DEPT: 04000000 County Clerk
DIV: 02 County Clerk - Motor Vehicles

Account	2018 Actuals	2019 Budget	2019 YTD Actuals As of 08/30/19	2020 Budget Requested	2020 Budget Recommended
0000002 Departmental Income					
5000107 MOTOR VEHICLE	2,373,440	2,447,762	1,383,977	2,420,000	2,420,000
5000108 COLLECTION OF SALES TAX	14,643	15,100	7,958	15,780	15,780
0000002 Departmental Income Totals	2,388,083	2,462,862	1,391,935	2,435,780	2,435,780
0000003 Use of Money					
5000451 INTEREST AND EARNINGS	71	60	28	65	65
0000003 Use of Money Totals	71	60	28	65	65
 Rev Total for Div: 0402	 2,388,154	 2,462,922	 1,391,963	 2,435,845	 2,435,845
 0000010 Personnel Service					
6001000 SALARIES FULL-TIME	411,362	501,920	285,608	566,900	566,900
6001001 SALARIES PART-TIME	102,138	128,174	69,014	130,240	130,240
6001003 SALARIES OVERTIME	5,773	7,929	5,723	8,024	8,024
0000010 Personnel Service Totals	519,273	638,023	360,345	705,164	705,164
 0000020 Equipment and Capital Outlay					
6002300 AUTOMOBILES	0	0	0	50,949	50,949
0000020 Equipment and Capital Outlay Totals	0	0	0	50,949	50,949
 0000040 Contractual Expenditures					
6004010 BOOKS AND SUBSCRIPTIONS	773	773	773	773	773
6004012 OFFICE SUPPLIES	3,347	4,250	2,635	4,250	4,250
6004021 BLDG MAINTENANCE SUPPLIES	70	250	0	200	200
6004022 FUEL AND HEATING SUPPLIES	1,271	3,000	936	3,000	3,000
6004023 BLDG AND GROUNDS SUPPLIES	0	700	0	500	500
6004106 GENERAL OFFICE EXPENSES	925	500	676	500	500
6004111 BUILDING AND LAND RENTAL	51,300	51,300	35,850	51,300	51,300
6004113 WATER AND SEWAGE CHARGES	736	2,000	404	1,500	1,500
6004115 ELECTRIC CURRENT	4,361	6,000	1,600	6,000	6,000

BROOME COUNTY GOVERNMENT
 REVENUE AND APPROPRIATION SUMMARY
 BY DEPARTMENT AND DIVISION

FUND: 1010 General Operating
 DEPT: 04000000 County Clerk
 DIV: 02 County Clerk - Motor Vehicles

Account	2018 Actuals	2019 Budget	2019 YTD Actuals As of 08/30/19	2020 Budget Requested	2020 Budget Recommended
6004117 BUILDING AND GROUNDS EXPENSES	973	1,178	800	1,400	1,400
6004137 ADVERTISING AND PROMOTION EXPE	0	6,500	41	6,500	6,500
6004138 OTHER OPERATIONAL EXPENSES	360	3,620	3,290	620	620
6004160 MILEAGE AND PARKING-LOCAL	266	250	669	250	250
6004196 COPYING MACHINE RENTALS	0	576	577	753	753
0000040 Contractual Expenditures Totals	64,382	80,897	48,251	77,546	77,546
0000041 Chargeback Expenses					
6004602 INSURANCE PREMIUM CHARGEBACK	949	1,087	544	958	958
6004604 DPW SECURITY CHARGEBACKS	13,200	13,710	0	18,955	18,955
6004615 GASOLINE CHARGEBACK	693	1,200	334	2,400	2,400
6004616 FLEET SERVICE CHARGEBACK	2,250	2,256	2,256	4,763	4,763
6004619 BUILDING SERVICE CHARGEBACK	28,101	41,148	20,176	41,348	41,348
0000041 Chargeback Expenses Totals	45,193	59,401	23,310	68,424	68,424
0000080 Employee Benefits					
6008001 STATE RETIREMENT	74,858	96,278	47,617	90,689	90,689
6008002 SOCIAL SECURITY	38,209	48,852	26,159	43,369	43,369
6008004 WORKERS COMPENSATION	5,994	5,590	2,795	3,815	3,815
6008006 LIFE INSURANCE	201	225	66	240	240
6008007 HEALTH INSURANCE	93,239	113,935	58,739	114,393	114,393
6008009 RETIREE HEALTH INSURANCE	108,467	125,016	75,183	118,396	118,396
6008010 DISABILITY INSURANCE	1,092	1,040	612	1,319	1,319
6008011 UNEMPLOYMENT INSURANCE	2,310	0	0	0	0
6008013 HEALTH INS - RETIRE INCENTIVE	3,811	0	0	0	0
0000080 Employee Benefits Totals	328,181	390,936	211,171	372,221	372,221
Exp Total for Div: 0402	957,029	1,169,257	643,077	1,274,304	1,274,304
Total for Div: 04000000	1,431,125	1,293,665	748,886	1,161,541	1,161,541

COUNTY CLERK Records Management

Mission Statement

To properly store and maintain Broome County's older departmental records in accordance with relevant regulations, and by carefully balancing competing factors of accessibility, security, preservation and expense.

Description

The Records Management Division provides practical guidance and expertise to departments in the following capacities:

- Determine retention and disposition of records.
- Review of requests for records storage.
- Coordinate the scanning projects for department records.
- Ensure compliance with NYS and Federal retention guidelines.

The Records Management Department has made great strides in 2018 and 2019. In 2018, we received \$70,000 in grant funds, and in 2019 we applied for over \$260,000 in grant funds to cover various operational and capital expenses.

We have also worked to address the continued concerns with the Records Storage Facility located at 1 N. Floral Avenue in Binghamton (aka The Ramp Building). Some repairs have been made to the building, but the expenses of completely addressing the unresolved issues will be daunting. With the use of a Local Government Efficiency Grant, a study will be conducted of our existing records management functions and

we will explore alternative, more cost effective options for storing the county's vital paper records.

2020 Objectives

- Based on the recommendations of the above mentioned study, we hope to issue an RFP for the storage of Broome County's older departmental records. Just as the County issued an RFP to look for new options for housing the Health Department and OET, we owe it to the taxpayers of Broome County to research if a better and more cost effective storage solution exists.
- Continue to work with Information Technology to implement a multi-year Capital Improvement Project to scan older departmental records into the OnBase Document Management system.

2020 Budget Highlights

The office plans to continue to scan & digitize permanent paper records from various departments into the County's OnBase system as part of an ongoing capital project.

County Clerk / Records Management (04030001)

<u>Title of Position</u>	<u>Grade/Unit</u>	<u>2018 Actuals</u>	<u>As of July 5,2019 Current Authorized</u>	<u>2020 Requested</u>	<u>2020 Recommended</u>
<u>Full-Time Positions</u>					
Deputy County Clerk (40)	17 Admin	1	1	1	1
Records Management Officer	18 Admin	1	0	0	0
Senior Records Clerk (40)	9 CSEA	0	1	1	1
Total Full-Time Positions		2	2	2	2
<u>Part-Time Positions</u>					
None		0	0	0	0
Total Part-Time Positions		0	0	0	0
Total Positions		2	2	2	2

REPORT:BP033

BROOME COUNTY GOVERNMENT
REVENUE AND APPROPRIATION SUMMARY
BY DEPARTMENT AND DIVISION

FUND: 1010 General Operating
DEPT: 04000000 County Clerk
DIV: 03 County Clerk- Records Mgmt

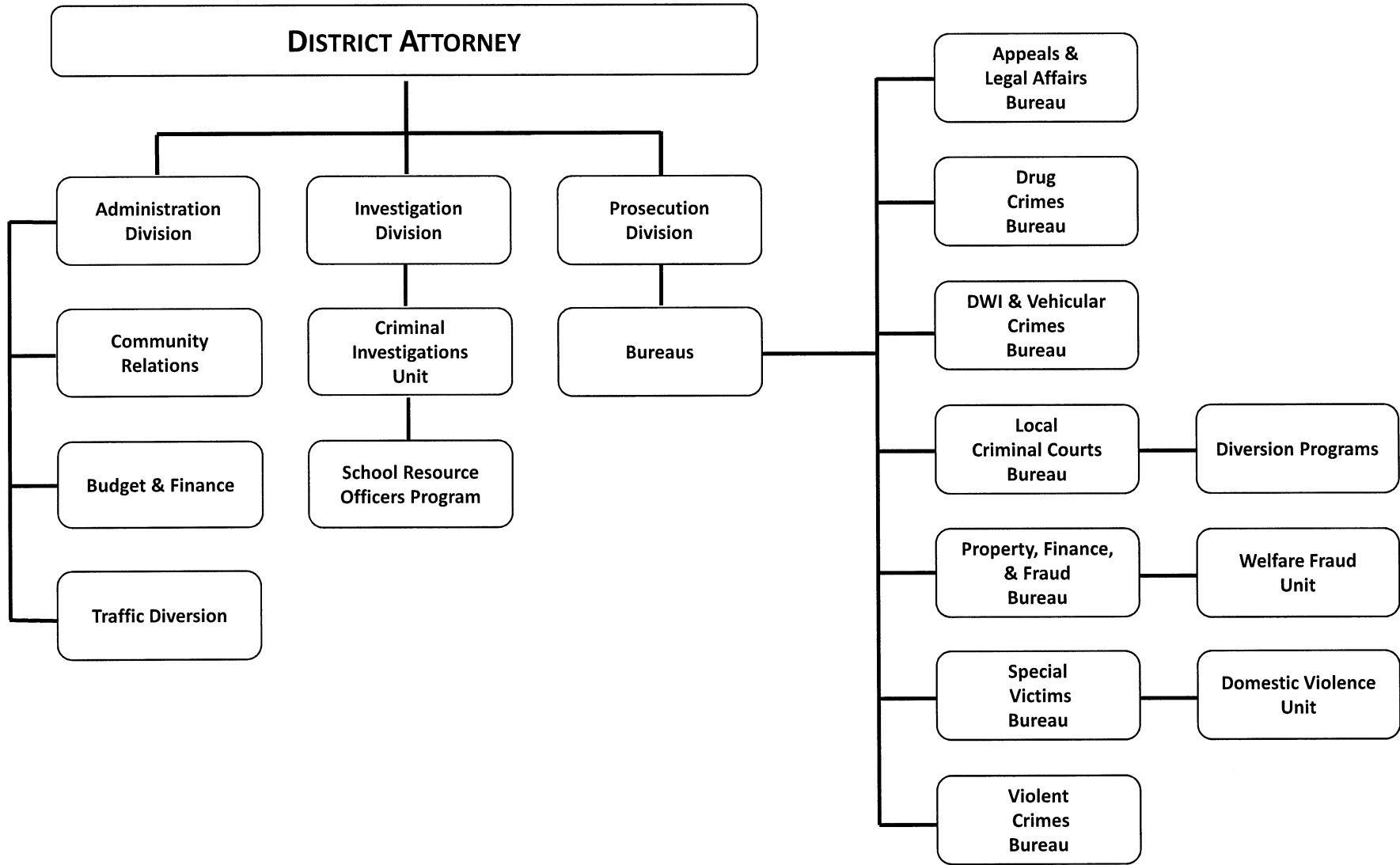
Account	2018 Actuals	2019 Budget	2019 YTD Actuals As of 08/30/19	2020 Budget Requested	2020 Budget Recommended
0000002 Departmental Income					
5000333 OTHER DEPARTMENTAL CHARGEBACK	0	16,054	6,600	18,230	18,230
0000002 Departmental Income Totals	0	16,054	6,600	18,230	18,230
Rev Total for Div: 0403	0	16,054	6,600	18,230	18,230
0000010 Personnel Service					
6001000 SALARIES FULL-TIME	47,431	92,012	57,523	75,746	75,746
6001002 SALARIES TEMPORARY	7,893	12,409	0	0	0
0000010 Personnel Service Totals	55,324	104,421	57,523	75,746	75,746
0000040 Contractual Expenditures					
6004012 OFFICE SUPPLIES	143	300	162	400	400
6004022 FUEL AND HEATING SUPPLIES	8,869	15,000	6,236	15,000	15,000
6004023 BLDG AND GROUNDS SUPPLIES	8	100	0	100	100
6004106 GENERAL OFFICE EXPENSES	524	4,470	3,211	2,000	2,000
6004113 WATER AND SEWAGE CHARGES	336	336	257	420	420
6004115 ELECTRIC CURRENT	14,724	16,000	9,349	16,000	16,000
6004117 BUILDING AND GROUNDS EXPENSES	6,383	4,000	2,342	5,500	5,500
6004160 MILEAGE AND PARKING-LOCAL	376	500	139	400	400
6004161 TRAVEL HOTEL AND MEALS	430	1,000	307	1,000	1,000
6004193 HARDWARE MAINTENANCE	608	1,000	0	1,000	1,000
6004195 HARDWARE RENTAL	0	1,020	1,020	0	0
6004196 COPYING MACHINE RENTALS	954	924	616	924	924
0000040 Contractual Expenditures Totals	33,355	44,650	23,639	42,744	42,744
0000041 Chargeback Expenses					
6004619 BUILDING SERVICE CHARGEBACK	2,570	6,943	3,614	6,943	6,943
0000041 Chargeback Expenses Totals	2,570	6,943	3,614	6,943	6,943
0000080 Employee Benefits					

REPORT:BP033

BROOME COUNTY GOVERNMENT
 REVENUE AND APPROPRIATION SUMMARY
 BY DEPARTMENT AND DIVISION

FUND: 1010 General Operating
 DEPT: 04000000 County Clerk
 DIV: 03 County Clerk- Records Mgmt

Account	2018 Actuals	2019 Budget	2019 YTD Actuals As of 08/30/19	2020 Budget Requested	2020 Budget Recommended
6008001 STATE RETIREMENT	7,838	13,259	6,180	11,276	11,276
6008002 SOCIAL SECURITY	4,052	7,988	3,903	5,748	5,748
6008006 LIFE INSURANCE	15	30	10	30	30
6008007 HEALTH INSURANCE	6,136	16,478	10,107	14,882	14,882
6008009 RETIREE HEALTH INSURANCE	17,284	21,606	15,343	25,778	25,778
6008010 DISABILITY INSURANCE	0	0	28	88	88
6008013 HEALTH INS - RETIRE INCENTIVE	3,292	0	0	0	0
0000080 Employee Benefits Totals	38,617	59,361	35,571	57,802	57,802
0000090 Transfers					
6009001 TRANSFER TO CAPITAL FUND	0	0	0	50,000	50,000
0000090 Transfers Totals	0	0	0	50,000	50,000
Exp Total for Div: 0403	129,866	215,375	120,347	233,235	233,235
Total for Div: 04000000	-129,866	-199,321	-113,747	-215,005	-215,005
Total for Dept: 04000000	2,188,684	1,863,056	1,013,476	1,546,336	1,546,336



District Attorney

Mission Statement

To continue making Broome County a safer community.

Description

The District Attorney's Office (DAO) has 25 Assistant District Attorney's (ADA's) that prosecute nearly 10,000 criminal, misdemeanor, and violation level offenses annually on behalf of the People of the State of New York and Broome County. The DAO also prosecutes more than 20,000 traffic tickets.

2020 Objectives

The DAO will continue to aggressively prosecute crime effectively and efficiently, while also using crime prevention and deterrent programs to reduce future crime.

School Resource Officers

To protect, mentor, and educate the children of Broome County, the DAO will continue to grow the School Resource Officer (SRO) program. Launched in 2016, the SRO program places retired, experienced police officers in our schools. By 2020, we anticipate, at minimum, eleven SRO's will be employed through our office. By fostering relationships with students, at a young age, we hope to not only protect – but establish bonds with students, which will correct bad behaviors upfront, so students make the right decisions, becoming the leaders of tomorrow -- rather than entering the criminal justice system.

Diversion Programs

For those charged with minor crimes and those not charged with a crime, the DAO diverts cases and individuals through seven diversion programs, which will remedy bad behaviors, help those struggling with addiction, and save lives.

Alcohol Monitoring Program; Drug Treatment Court; DWI Treatment Court; Integrated Domestic Violence Court; Operation SAFE; Treatment Alternative to Prosecution; and Veterans Court are all designed to get struggling Broome County residents the help they need, rather than a criminal record.

Traffic Diversion Program

The program is estimated to generate \$1.5 million dollars in revenue in 2019 and a slight increase is expected for 2020.

This program funds grants that pay the salaries of one ADA, three Investigators, three traffic diversion assistants, one Administrative Assistant to DA, and a Fiscal Manager.

2020 Budget Highlights

- Utilize Retention Incentive to retain and motivate staff.
- Continue to grow SRO program.
- Hire additional Traffic Diversion Assistant for growing program.

District Attorney 06000001

<u>Title of Position</u>	<u>Grade/Unit</u>	As of July 5, 2019			
		<u>2018 Actuals</u>	<u>Current Authorized</u>	<u>2020 Requested</u>	<u>2020 Recommended</u>
<u>Full-Time Positions</u>					
District Attorney	Elected	1	1	1	1
Deputy District Attorney	AT-4	1	2	2	2
Senior Assistant District Attorney	AT-3	5	5	5	5
Assistant District Attorney II	AT-2	7	8	7	7
Assistant District Attorney I	AT-1	4	4	5	5
Chief Investigator - DA	27 Admin	1	1	1	1
Ass't Chief Investigator*	27 Admin	0	0	1	1
Community Relations Director	25 Admin	1	1	1	1
Administrative Assistant to the DA*	22 Admin	0	0	1	1
Investigator - DA*	22 Admin	3	3	4	4
Secretary to the DA	14 Admin	7	8	8	8
Fiscal Manager*	17 BAPA	0	0	1	1
Secretary	13 CSEA	1	1	1	1
Traffic Diversion Coordinator*	13S CSEA	0	0	1	1
Traffic Diversion Assistant**	9S CSEA	0	0	2	2
Keyboard Specialist ***	8 CSEA	3	2	2	2
Total Full-Time Positions		34	36	43	43
<u>Part-Time Positions</u>					
Investigator - DA*	22 Admin	1	1	2	2
Total Part-Time Positions		1	1	2	2
Total Positions		35	37	45	45

*One position transferred from Traffic Diversion grant

**Two positions transferred from Traffic Diversion grant

*** One position abolished in 2019/one unfunded in 2019

GRANT FUNDED POSITIONS

District Attorney 06000001

Title of Position	Grade/Unit	As of 5/29/2019			
		2018 Actuals	Current Authorized	2020 Requested	2020 Recommended
Full-Time Positions					
Chief Assistant District Attorney	AT-4	1	1	1	1
Senior Assistant District Attorney	AT-3	3	3	3	3
Assistant District Attorney II	AT-2	4	3	2	2
Assistant District Attorney I *	AT-1	0	1	0	0
Asst Chief Investigator - DA*	27 Admin	0	1	0	0
Investigator - DA**	22 Admin	1	2	0	0
Fiscal Manager*	17 BAPA	1	1	0	0
Traffic Diversion Coordinator*	13S CSEA	1	1	0	0
Traffic Diversion Assistant**	9S CSEA	1	2	0	0
Total Full-Time Positions		12	15	6	6
Part-Time Positions					
Investigator - DA	22 Admin	2	11	11	0
Total Part-Time Positions		2	11	11	0
Total Positions		14	26	17	6

*One position transferred to operating

**Two positions transferred to operating

REPORT:BP033

BROOME COUNTY GOVERNMENT
REVENUE AND APPROPRIATION SUMMARY
BY DEPARTMENT AND DIVISION

FUND: 1010 General Operating
DEPT: 06000000 District Attorney
DIV: 00 District Attorney

Account	2018 Actuals	2019 Budget	2019 YTD Actuals As of 08/30/19	2020 Budget Requested	2020 Budget Recommended
06000000 District Attorney					
0000002 Departmental Income					
5000245 FEE FOR TRAFFIC DIVERSION	100,000	175,000	210,000	100,000	100,000
5000333 OTHER DEPARTMENTAL CHARGEBACK	20,000	20,000	0	20,000	20,000
0000002 Departmental Income Totals	120,000	195,000	210,000	120,000	120,000
0000007 Misc Interfund Revenues					
5000534 TRANSFER FROM INSURANCE RESERV	50	0	1,953	0	0
5000545 CREDIT CARD REBATES	440	300	149	300	300
5000546 Trust Account Inflows	2,133,382	0	0	0	0
0000007 Misc Interfund Revenues Totals	2,133,872	300	2,102	300	300
0000008 State Aid					
5000801 DISTRICT ATTORNEY'S SALARY	72,189	72,189	0	72,189	72,189
5000808 OTHER STATE AID	0	139,319	0	0	0
5000855 SOCIAL SERVICES ADMINISTRATION	0	0	2,654	4,632	4,632
0000008 State Aid Totals	72,189	211,508	2,654	76,821	76,821
0000009 Federal Aid					
5000925 SOCIAL SERVICES ADMINISTRATION	0	0	16,649	37,056	37,056
0000009 Federal Aid Totals	0	0	16,649	37,056	37,056
Rev Total for Div: 0600	2,326,061	406,808	231,405	234,177	234,177
0000010 Personnel Service					
6001000 SALARIES FULL-TIME	1,974,717	2,260,517	1,430,050	2,306,793	2,306,793
6001001 SALARIES PART-TIME	54,951	28,818	40,808	30,000	30,000
6001002 SALARIES TEMPORARY	0	0	6,066	0	0
6001003 SALARIES OVERTIME	0	0	1,064	0	0
6001010 SALARY ADJUSTMENTS	0	75,000	0	0	0
0000010 Personnel Service Totals	2,029,668	2,364,335	1,477,988	2,336,793	2,336,793

BROOME COUNTY GOVERNMENT
 REVENUE AND APPROPRIATION SUMMARY
 BY DEPARTMENT AND DIVISION

FUND: 1010 General Operating
 DEPT: 06000000 District Attorney
 DIV: 00 District Attorney

Account	2018 Actuals	2019 Budget	2019 YTD Actuals As of 08/30/19	2020 Budget Requested	2020 Budget Recommended
0000020 Equipment and Capital Outlay					
6002300 AUTOMOBILES	56,872	0	0	0	0
6002503 COMPUTER EQUIPMENT	-31,759	0	0	0	0
0000020 Equipment and Capital Outlay Totals	25,113	0	0	0	0
0000040 Contractual Expenditures					
6004010 BOOKS AND SUBSCRIPTIONS	33,939	28,424	35,642	51,312	51,312
6004012 OFFICE SUPPLIES	15,735	12,000	5,115	10,000	10,000
6004021 BLDG MAINTENANCE SUPPLIES	0	0	84	0	0
6004045 TRAINING AND EDUCATIONAL SUPPL	970	1,200	0	1,200	1,200
6004048 MISC OPERATIONAL SUPPLIES	54	1,550	0	1,350	1,350
6004052 UNIFORMS	7,812	6,432	3,315	4,800	4,800
6004054 SAFETY SUPPLIES	136	13,270	1,926	9,520	9,520
6004055 COMPUTER SOFTWARE AND SUPPLIES	715	0	0	0	0
6004056 COMPUTER EQUIPMENT(NON CAPITAL	37,425	3,565	2,598	3,000	3,000
6004100 POSTAGE AND FREIGHT	2,592	2,500	1,482	2,500	2,500
6004105 DUES AND MEMBERSHIPS	2,590	2,600	2,615	2,640	2,640
6004106 GENERAL OFFICE EXPENSES	5,028	15,100	1,763	4,300	4,300
6004117 BUILDING AND GROUNDS EXPENSES	0	0	3,125	1,000	1,000
6004131 PHOTOGRAPHIC EXPENSES	92	1,000	195	250	250
6004137 ADVERTISING AND PROMOTION EXPE	145	0	0	0	0
6004138 OTHER OPERATIONAL EXPENSES	16,372	10,575	-1,864	7,313	7,313
6004139 Trust Account Outflows	1,920,994	0	0	0	0
6004160 MILEAGE AND PARKING-LOCAL	7,910	6,900	6,853	12,000	12,000
6004161 TRAVEL HOTEL AND MEALS	4,904	5,000	2,596	5,000	5,000
6004162 EDUCATION AND TRAINING	4,050	0	250	0	0
6004164 NON-EMPLOYEE TRAVEL HOTEL & ME	8,476	12,000	14,232	20,000	20,000
6004168 OTHER PERSONNEL EXPENSES	226	0	60	0	0
6004192 SOFTWARE MAINTENANCE	0	700	0	700	700
6004196 COPYING MACHINE RENTALS	13,237	14,960	8,263	14,960	14,960
6004200 PROPERTY LOSS	50	0	1,953	0	0
6004402 LAB SERVICES	0	0	9,833	5,000	5,000
6004536 WITNESS EXPENSES	8,090	35,000	8,155	15,000	15,000
6004537 INVESTIGATIONS EXPENSES	9,609	17,000	3,487	8,000	8,000
6004541 STENOGRAPHIC SERVICES	63,863	50,000	67,348	150,000	150,000
0000040 Contractual Expenditures Totals	2,165,014	239,776	179,026	329,845	329,845

REPORT:BP033

BROOME COUNTY GOVERNMENT
REVENUE AND APPROPRIATION SUMMARY
BY DEPARTMENT AND DIVISION

FUND: 1010 General Operating
DEPT: 06000000 District Attorney
DIV: 00 District Attorney

Account	2018 Actuals	2019 Budget	2019 YTD Actuals As of 08/30/19	2020 Budget Requested	2020 Budget Recommended
0000041 Chargeback Expenses					
6004602 INSURANCE PREMIUM CHARGEBACK	5,159	5,715	2,857	4,161	4,161
6004615 GASOLINE CHARGEBACK	5,596	10,500	2,859	9,000	9,000
6004616 FLEET SERVICE CHARGEBACK	11,250	15,792	15,792	18,944	18,944
6004626 TRANSPORTATION SERVICES CHARGE	22,899	16,757	16,757	16,839	16,839
0000041 Chargeback Expenses Totals	44,904	48,764	38,265	48,944	48,944
0000060 Principal on Indebtedness					
6006008 PRINCIPAL ON CAPITAL LEASE	881	0	0	0	0
0000060 Principal on Indebtedness Totals	881	0	0	0	0
0000070 Interest on Indebtedness					
6007005 INTEREST ON CAPITAL LEASE	59	0	0	0	0
0000070 Interest on Indebtedness Totals	59	0	0	0	0
0000080 Employee Benefits					
6008001 STATE RETIREMENT	251,224	317,918	181,279	313,445	313,445
6008002 SOCIAL SECURITY	145,778	175,553	108,572	174,995	174,995
6008004 WORKERS COMPENSATION	21,115	21,052	10,526	14,766	14,766
6008006 LIFE INSURANCE	470	510	186	510	510
6008007 HEALTH INSURANCE	221,399	267,317	161,774	277,894	277,894
6008009 RETIREE HEALTH INSURANCE	65,694	70,392	47,995	75,592	75,592
6008010 DISABILITY INSURANCE	353	160	104	176	176
6008011 UNEMPLOYMENT INSURANCE	6,517	0	0	0	0
6008013 HEALTH INS - RETIRE INCENTIVE	2,363	0	0	0	0
0000080 Employee Benefits Totals	714,913	852,902	510,436	857,378	857,378
0000090 Transfers					
6009002 TRANSFER TO GRANT FUND	470,368	550,008	327,609	518,293	518,293
6009006 TRANSFER TO SPECIAL REV FUND	0	0	57,160	0	0
0000090 Transfers Totals	470,368	550,008	384,769	518,293	518,293

REPORT:BP033

BROOME COUNTY GOVERNMENT
REVENUE AND APPROPRIATION SUMMARY
BY DEPARTMENT AND DIVISION

FUND: 1010 General Operating
DEPT: 06000000 District Attorney
DIV: 00 District Attorney

Account	2018 Actuals	2019 Budget	2019 YTD Actuals As of 08/30/19	2020 Budget Requested	2020 Budget Recommended
Exp Total for Div: 0600	5,450,920	4,055,785	2,590,484	4,091,253	4,091,253
Total for Div: 06000000	-3,124,859	-3,648,977	-2,359,079	-3,857,076	-3,857,076

REPORT:BP033

BROOME COUNTY GOVERNMENT
REVENUE AND APPROPRIATION SUMMARY
BY DEPARTMENT AND DIVISION

FUND: 1010 General Operating
DEPT: 06000000 District Attorney
DIV: 03 Traffic Diversion

Account	2018 Actuals	2019 Budget	2019 YTD Actuals As of 08/30/19	2020 Budget Requested	2020 Budget Recommended
0000002 Departmental Income					
5000245 FEE FOR TRAFFIC DIVERSION	0	0	0	1,500,000	1,500,000
0000002 Departmental Income Totals	<u>0</u>	<u>0</u>	<u>0</u>	<u>1,500,000</u>	<u>1,500,000</u>
 Rev Total for Div: 0603	 <u>0</u>	 <u>0</u>	 <u>0</u>	 <u>1,500,000</u>	 <u>1,500,000</u>
 0000010 Personnel Service					
6001000 SALARIES FULL-TIME	0	0	0	465,724	465,724
6001001 SALARIES PART-TIME	0	0	0	30,000	30,000
0000010 Personnel Service Totals	<u>0</u>	<u>0</u>	<u>0</u>	<u>495,724</u>	<u>495,724</u>
 0000040 Contractual Expenditures					
6004162 EDUCATION AND TRAINING	0	0	0	10,575	10,575
6004593 OTHER GOVERNMENTS PAYMENTS	0	0	0	750,000	750,000
6004595 TRANSFER TO RESERVE	0	0	0	140,831	140,831
0000040 Contractual Expenditures Totals	<u>0</u>	<u>0</u>	<u>0</u>	<u>901,406</u>	<u>901,406</u>
 0000080 Employee Benefits					
6008001 STATE RETIREMENT	0	0	0	30,955	30,955
6008002 SOCIAL SECURITY	0	0	0	31,610	31,610
6008006 LIFE INSURANCE	0	0	0	120	120
6008007 HEALTH INSURANCE	0	0	0	39,921	39,921
6008010 DISABILITY INSURANCE	0	0	0	264	264
0000080 Employee Benefits Totals	<u>0</u>	<u>0</u>	<u>0</u>	<u>102,870</u>	<u>102,870</u>
 Exp Total for Div: 0603	 <u>0</u>	 <u>0</u>	 <u>0</u>	 <u>1,500,000</u>	 <u>1,500,000</u>
 Total for Div: 06000000	 <u>0</u>	 <u>0</u>	 <u>0</u>	 <u>0</u>	 <u>0</u>

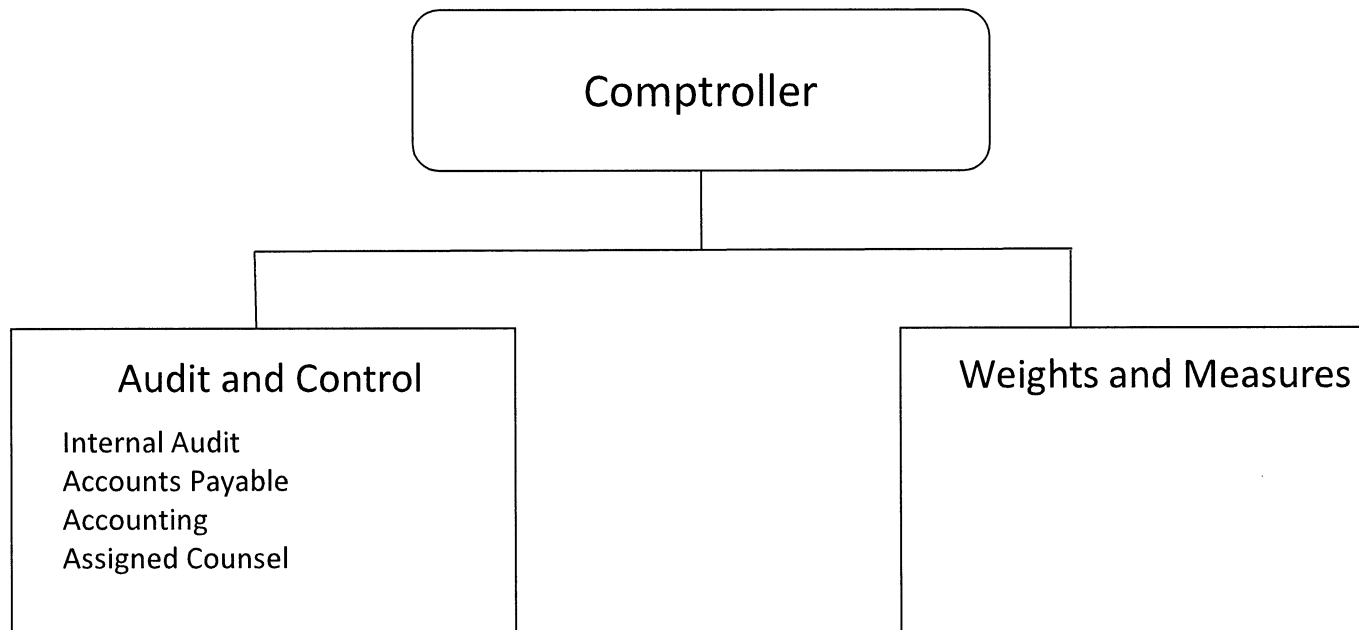
REPORT:BP033

BROOME COUNTY GOVERNMENT
REVENUE AND APPROPRIATION SUMMARY
BY DEPARTMENT AND DIVISION

FUND: 1010 General Operating
DEPT: 06000000 District Attorney
DIV: 03 Traffic Diversion

Account	2018 Actuals	2019 Budget	2019 YTD Actuals As of 08/30/19	2020 Budget Requested	2020 Budget Recommended
Total for Dept: 06000000	-3,124,859	-3,648,977	-2,359,079	-3,857,076	-3,857,076

Audit and Control



Audit and Control

Audit and Control

Mission Statement

Provide professional internal auditing services to the County of Broome in accordance with applicable professional standards. Assist the organization in identifying and controlling business risks. To help insure county resources are used in an ethical, effective and efficient manner and that assets are adequately safeguarded. Insure that all county bank accounts are reconciled in a proper and timely manner. Provide the final review and approval of all disbursements of County funds, in a fair, efficient and expeditious manner. To administer and provide oversight relative to the disbursement of funds for the provision of indigent defense services in Broome County (except in cases where such services are provided directly by the Broome County Public Defender's Office).

Description

The Audit and Control Division of the Department of Audit and Control performs audits of various programs, departments, agencies, reconciles all county bank accounts, pays all county bills, and administers the county assigned counsel program.

2020 Objectives

- Administer control self assessment process with county departments and contract agencies.
- Provide instructional materials for departments in accounts payable and internal controls.
- Maintain compliance with continuing education and training standards promulgated by the Comptroller General of the United States.
- Pay all instruments received within one cycle of receipt.
- Reconcile all bank accounts within 30 days of receipt of the bank statement.
- Use internal audit resources to assist the county in identifying and mitigating business risk.

Audit and Control 01010001

<u>Title of Position</u>	<u>Grade/Unit</u>	2018 <u>Actuals</u>	As of July 5, 2019 Current <u>Authorized</u>	2020 <u>Requested</u>	2020 <u>Recommended</u>
<u>Full-Time Positions</u>					
Comptroller	J Admin	1	1	1	1
Secretary to the Comptroller	14 Admin	1	1	1	1
Internal Auditor/Trainee	21/19 CSEA	4	4	4	4
Accountant (County)	16 CSEA	1	1	1	1
Total Full-Time Positions		7	7	7	7
<u>Part-Time Positions</u>					
Secretary	14 Admin	1	1	1	1
Total Part-Time Positions		1	1	1	1
Total Positions		8	8	8	8

BROOME COUNTY GOVERNMENT
 REVENUE AND APPROPRIATION SUMMARY
 BY DEPARTMENT AND DIVISION

FUND: 1010 General Operating
 DEPT: 01000000 Audit and Control
 DIV: 01 Audit & Control

Account	2018 Actuals	2019 Budget	2019 YTD Actuals As of 08/30/19	2020 Budget Requested	2020 Budget Recommended
01000000 Audit and Control					
0000007 Misc Interfund Revenues					
5000545 CREDIT CARD REBATES	41	0	27	0	0
0000007 Misc Interfund Revenues Totals	41	0	27	0	0
Rev Total for Div: 0101	41	0	27	0	0
0000010 Personnel Service					
6001000 SALARIES FULL-TIME	433,831	464,147	297,127	482,091	482,091
6001001 SALARIES PART-TIME	33,612	34,385	18,014	28,292	28,292
0000010 Personnel Service Totals	467,443	498,532	315,141	510,383	510,383
0000040 Contractual Expenditures					
6004012 OFFICE SUPPLIES	417	1,200	474	1,200	1,200
6004073 SUBSCRIPTIONS	468	0	540	0	0
6004105 DUES AND MEMBERSHIPS	2,244	790	1,712	790	790
6004106 GENERAL OFFICE EXPENSES	0	0	60	0	0
6004160 MILEAGE AND PARKING-LOCAL	515	500	708	500	500
6004161 TRAVEL HOTEL AND MEALS	1,188	0	1,222	0	0
6004162 EDUCATION AND TRAINING	1,520	0	1,273	0	0
6004501 AUDIT FEES	145,500	155,000	144,840	159,650	159,650
6004539 COURT ASSIGNED ATTORNEY-PUBLIC	1,367,551	1,367,551	148,226	1,367,551	1,367,551
6004540 COURT ASSIGNED ATTORNEY-FAMILY	1,148,893	1,298,893	646,583	1,298,893	1,298,893
0000040 Contractual Expenditures Totals	2,668,296	2,823,934	945,638	2,828,584	2,828,584
0000041 Chargeback Expenses					
6004602 INSURANCE PREMIUM CHARGEBACK	164	186	93	172	172
0000041 Chargeback Expenses Totals	164	186	93	172	172
0000080 Employee Benefits					
6008001 STATE RETIREMENT	65,073	74,081	43,177	76,565	76,565
6008002 SOCIAL SECURITY	34,115	38,139	22,682	39,044	39,044

REPORT:BP033

BROOME COUNTY GOVERNMENT
REVENUE AND APPROPRIATION SUMMARY
BY DEPARTMENT AND DIVISION

FUND: 1010 General Operating
DEPT: 01000000 Audit and Control
DIV: 01 Audit & Control

Account	2018 Actuals	2019 Budget	2019 YTD Actuals As of 08/30/19	2020 Budget Requested	2020 Budget Recommended
6008004 WORKERS COMPENSATION	2,899	2,802	1,401	2,815	2,815
6008006 LIFE INSURANCE	116	120	43	120	120
6008007 HEALTH INSURANCE	57,147	64,657	40,168	67,890	67,890
6008009 RETIREE HEALTH INSURANCE	58,683	61,582	41,055	64,627	64,627
6008010 DISABILITY INSURANCE	416	400	260	439	439
0000080 Employee Benefits Totals	218,449	241,781	148,786	251,500	251,500
Exp Total for Div: 0101	3,354,352	3,564,433	1,409,658	3,590,639	3,590,639
Total for Div: 01000000	-3,354,311	-3,564,433	-1,409,631	-3,590,639	-3,590,639

Audit and Control Weights and Measures

Mission Statement

To assure a fair and equitable marketplace for both the buyer and the seller by conducting annual inspections and testing of commercially used weighing and measuring devices. To enforce New York State Agriculture and Markets Law Article 16, the New York State Code of Rules and Regulations 1NYCRR – Parts 220 through 224, and apply the procedures set forth by the National Institute of Standards and Technology.

Description

The Division of Weights and Measures inspects and tests the accuracy and proper operation of commercially used weighing and measuring devices, the accuracy of labeled-by-weight packed in store commodities, and the quality of gasoline and diesel fuel, in accordance with the requirements promulgated by the New York State Department of Agriculture and Markets – Bureau of Weights and Measures.

2020 Objectives

- Participate in the State's fuel quality monitoring program.
- Investigate and resolve all complaints in a timely manner.
- Perform annual safety training review.
- Insure that all inspections required by law are done on a timely basis.

Audit and Control 01020001

Weights and Measures

		As of July 5, 2019			
<u>Title of Position</u>	<u>Grade/Unit</u>	<u>2018 Actuals</u>	<u>Current Authorized</u>	<u>2020 Requested</u>	<u>2020 Recommended</u>
<u>Full-Time Positions</u>					
Director of Weights & Measures	23 Admin	0	0	1	1
Director of Weights & Measures	21 Admin	1	1	0	0
Weights & Measures Inspector	16 CSEA	0	0	1	1
Weights & Measures Inspector	15 CSEA	1	1	0	0
Total Full-Time Positions		2	2	2	2
<u>Part-Time Positions</u>					
None					
Total Part-Time Positions		0	0	0	0
Total Positions		2	2	2	2

BROOME COUNTY GOVERNMENT
 REVENUE AND APPROPRIATION SUMMARY
 BY DEPARTMENT AND DIVISION

FUND: 1010 General Operating
 DEPT: 01000000 Audit and Control
 DIV: 02 Weights & Measures

Account	2018 Actuals	2019 Budget	2019 YTD Actuals As of 08/30/19	2020 Budget Requested	2020 Budget Recommended
0000002 Departmental Income					
5000118 FEES FOR SERVICES	52,640	55,000	19,012	55,000	55,000
5000227 TITLE SEARCH FEES	150	0	0	0	0
0000002 Departmental Income Totals	52,790	55,000	19,012	55,000	55,000
Rev Total for Div: 0102	52,790	55,000	19,012	55,000	55,000
0000010 Personnel Service					
6001000 SALARIES FULL-TIME	114,156	116,499	62,907	118,016	118,016
0000010 Personnel Service Totals	114,156	116,499	62,907	118,016	118,016
0000040 Contractual Expenditures					
6004048 MISC OPERATIONAL SUPPLIES	1,832	900	403	900	900
6004052 UNIFORMS	512	350	0	350	350
6004054 SAFETY SUPPLIES	77	0	31	0	0
6004105 DUES AND MEMBERSHIPS	206	265	203	265	265
6004138 OTHER OPERATIONAL EXPENSES	-6,758	0	-4,573	0	0
6004161 TRAVEL HOTEL AND MEALS	992	0	461	0	0
6004162 EDUCATION AND TRAINING	127	0	54	0	0
0000040 Contractual Expenditures Totals	-3,012	1,515	-3,421	1,515	1,515
0000041 Chargeback Expenses					
6004602 INSURANCE PREMIUM CHARGEBACK	69	79	79	68	68
6004615 GASOLINE CHARGEBACK	1,477	2,100	314	2,100	2,100
6004616 FLEET SERVICE CHARGEBACK	4,500	4,512	4,512	4,736	4,736
0000041 Chargeback Expenses Totals	6,046	6,691	4,905	6,904	6,904
0000080 Employee Benefits					
6008001 STATE RETIREMENT	19,026	20,574	9,410	17,258	17,258
6008002 SOCIAL SECURITY	8,193	8,912	4,522	9,029	9,029
6008006 LIFE INSURANCE	30	30	8	30	30

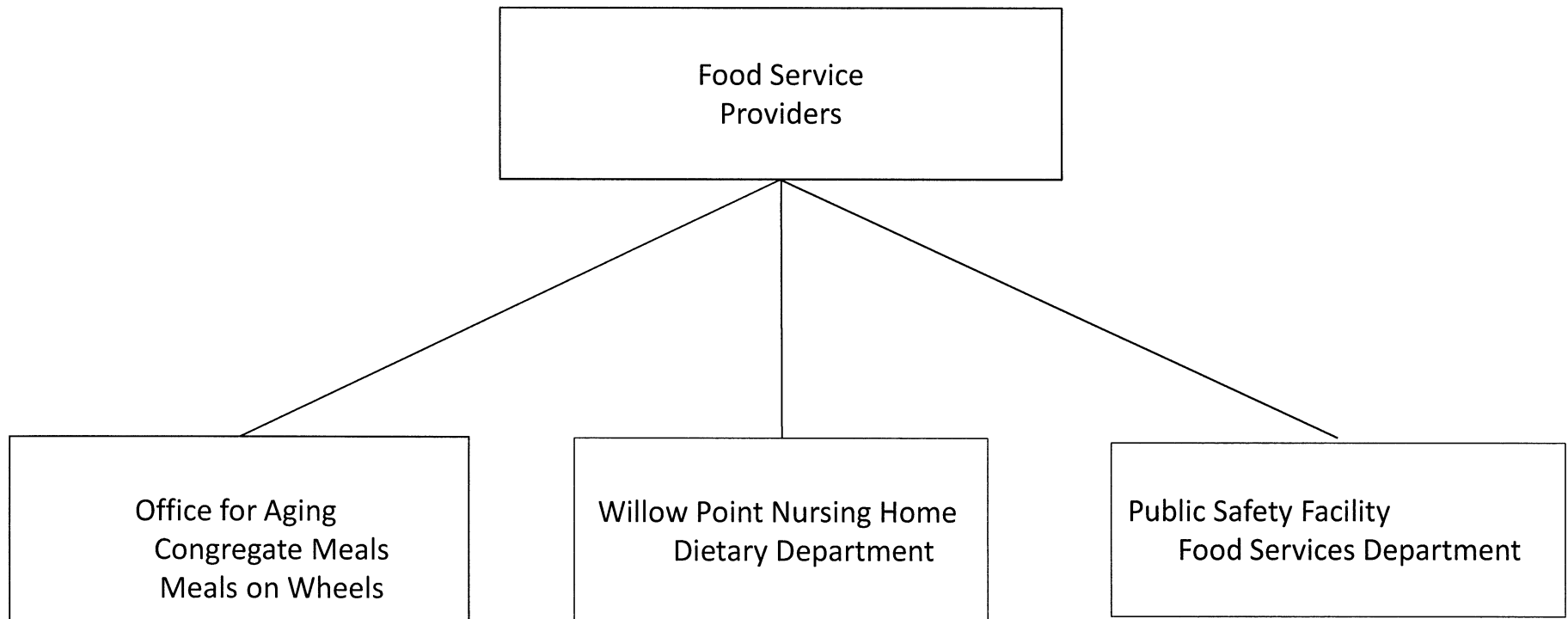
REPORT:BP033

BROOME COUNTY GOVERNMENT
REVENUE AND APPROPRIATION SUMMARY
BY DEPARTMENT AND DIVISION

FUND: 1010 General Operating
DEPT: 01000000 Audit and Control
DIV: 02 Weights & Measures

Account	2018 Actuals	2019 Budget	2019 YTD Actuals As of 08/30/19	2020 Budget Requested	2020 Budget Recommended
6008007 HEALTH INSURANCE	22,704	23,686	12,305	36,298	36,298
6008009 RETIREE HEALTH INSURANCE	32,923	34,569	25,713	43,019	43,019
6008010 DISABILITY INSURANCE	88	80	24	88	88
0000080 Employee Benefits Totals	82,964	87,851	51,982	105,722	105,722
Exp Total for Div: 0102	200,154	212,556	116,373	232,157	232,157
Total for Div: 01000000	-147,364	-157,556	-97,361	-177,157	-177,157
Total for Dept: 01000000	-3,501,675	-3,721,989	-1,506,992	-3,767,796	-3,767,796

Central Food and Nutrition Services



Central Food and Nutrition Services

Mission Statement

Central Food and Nutrition Services accounts for contracts with private vendors to provide food services for Office for Aging, Willow Point Nursing Home, and the Broome County Public Safety Facility. Other continuing expenses are included.

2020 Objectives

- High level of user acceptance and satisfaction for the Office for Aging, Willow Point Nursing Home, and the Broome County Public Safety Facility.
- The Office for Aging will develop meals to reduce the amount of sodium in food provided and provide healthier food options in keeping with the changing needs and guidelines of the aging population.
- Willow Point Nursing Home administration and staff will meet the changing needs of the residents for meals, snacks, special functions and hydration status, and monitor the cost of these programs.
- The Sheriff Department Corrections administration and medical staff will meet the nutritional needs of the inmates within established guidelines.

2020 Budget Highlights

- Food services will be provided in conjunction with the vendors to maximize nutritional value within acceptable cost limits.

BROOME COUNTY GOVERNMENT
 REVENUE AND APPROPRIATION SUMMARY BY DEPARTMENT

FUND: 2060 Central Kitchen Operating
 DEPT: 02000000 Central Foods

Account	2018 Actuals	2019 Budget	2019 YTD Actuals As of 08/30/19	2020 Budget Requested	2020 Budget Recommended
0000002 Departmental Income					
5000328 CHARGES FOR FOOD SERVICE	5,166,503	5,156,138	2,812,951	5,241,796	5,241,796
0000002 Departmental Income Total	<u>5,166,503</u>	<u>5,156,138</u>	<u>2,812,951</u>	<u>5,241,796</u>	<u>5,241,796</u>
0000003 Use of Money					
5000451 INTEREST AND EARNINGS	5,080	200	3,409	2,000	2,000
0000003 Use of Money Total	<u>5,080</u>	<u>200</u>	<u>3,409</u>	<u>2,000</u>	<u>2,000</u>
0000007 Misc Interfund Revenues					
5000530 REFUNDS OF PRIOR YEARS EXPENDI	55	0	0	0	0
5000551 CHANGE IN OPEB LIABILITY	503,651	0	0	0	0
0000007 Misc Interfund Revenues Total	<u>503,706</u>	<u>0</u>	<u>0</u>	<u>0</u>	<u>0</u>
0000009 Federal Aid					
5000952 ARRA DEBT REIMBURSEMENT	3,936	3,932	1,139	3,625	3,625
0000009 Federal Aid Total	<u>3,936</u>	<u>3,932</u>	<u>1,139</u>	<u>3,625</u>	<u>3,625</u>
Rev Totals for Dept: 02000000	<u>5,679,225</u>	<u>5,160,270</u>	<u>2,817,499</u>	<u>5,247,421</u>	<u>5,247,421</u>
0000040 Contractual Expenditures					
6004030 FOOD AND BEVERAGES	101,976	0	0	0	0
6004120 KITCHEN & DINING ROOM EXPENSES	419	0	361	0	0
6004255 CONTRACTED SERVICES	4,691,111	4,827,187	2,716,937	4,951,856	4,951,856
6004504 OTHER FINANCIAL SERVICES	303	275	84	237	237
0000040 Contractual Expenditures Totals	<u>4,793,809</u>	<u>4,827,462</u>	<u>2,717,382</u>	<u>4,952,093</u>	<u>4,952,093</u>
0000041 Chargeback Expenses					
6004601 INDIRECT COSTS	81,765	46,533	0	20,044	20,044
6004602 INSURANCE PREMIUM CHARGEBACK	5,223	4,078	2,039	1,501	1,501

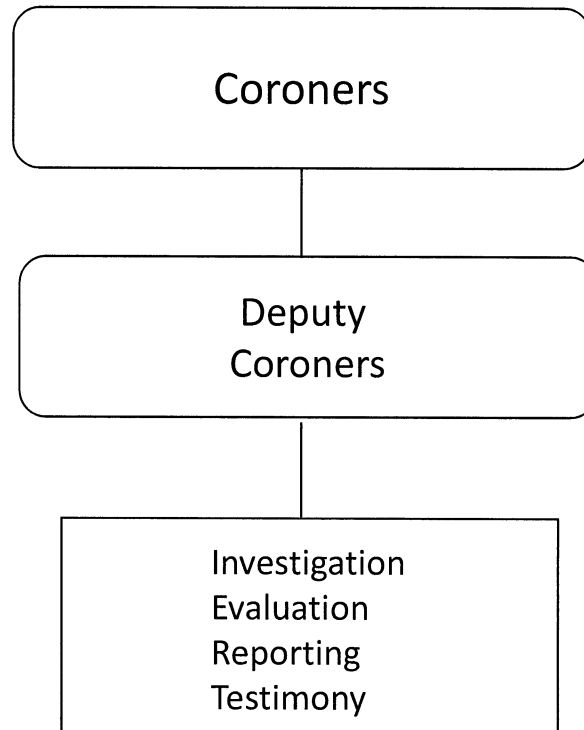
REPORT:BP032

BROOME COUNTY GOVERNMENT
REVENUE AND APPROPRIATION SUMMARY BY DEPARTMENT

FUND: 2060 Central Kitchen Operating
DEPT: 02000000 Central Foods

Account	2018 Actuals	2019 Budget	2019 YTD Actuals As of 08/30/19	2020 Budget Requested	2020 Budget Recommended
0000041 Chargeback Expenses Totals	86,988	50,611	2,039	21,545	21,545
0000060 Principal on Indebtedness					
6006000 PRINCIPAL ON SERIAL BONDS	0	33,229	0	35,294	35,294
0000060 Principal on Indebtedness Totals	0	33,229	0	35,294	35,294
0000070 Interest on Indebtedness					
6007000 INTEREST ON SERIAL BONDS	15,401	14,114	4,311	12,345	12,345
0000070 Interest on Indebtedness Totals	15,401	14,114	4,311	12,345	12,345
0000080 Employee Benefits					
6008004 WORKERS COMPENSATION	52,011	42,858	21,429	39,798	39,798
6008005 WORKERS COMP LT LIABILITY	96,792	0	0	0	0
6008009 RETIREE HEALTH INSURANCE	181,102	191,996	118,556	186,346	186,346
0000080 Employee Benefits Totals	329,905	234,854	139,985	226,144	226,144
Exp Totals for Dept: 02000000	5,226,103	5,160,270	2,863,717	5,247,421	5,247,421
Total for Dept: 02000000	453,122	0	-46,218	0	0

Coroners



Coroners

Mission Statement

Investigate unattended deaths, suspected homicide, suicide, medical misadventure or disease of public health significance.

Description

This department is responsible for the investigation, recovery and transportation of the bodies of deceased in Broome County to the morgue. This includes all deaths caused by violence or unlawful acts, unusual or unexplained death, death in a public institution other than a hospital or nursing home, and death unattended by a doctor. Pathologists are contracted to perform the autopsies. Coroners are duly licensed physicians and provide court testimony concerning the results of their investigations. The Deputy Coroners are duly licensed Nurse Practitioners, who assist the Coroners in the performance of their duties.

Routine administration is done by the Law Department.

2020 Objectives

- Maintain current levels of service.

2020 Budget Highlights

- Maintain.

Coroner 03000001

<u>Title of Position</u>	<u>Grade/Unit</u>	2018 <u>Actuals</u>	As of July 5,2019 Current <u>Authorized</u>	2020 <u>Requested</u>	2020 <u>Recommended</u>
<u>Full-Time Positions</u>					
None					
Total Full-Time Positions		0	0	0	0
<u>Part-Time Positions</u>					
Coroner	NA	2	2	2	2
Deputy Coroner	NA	2	2	2	2
Total Part-Time Positions		4	4	4	4
Total Positions		4	4	4	4

REPORT:BP032

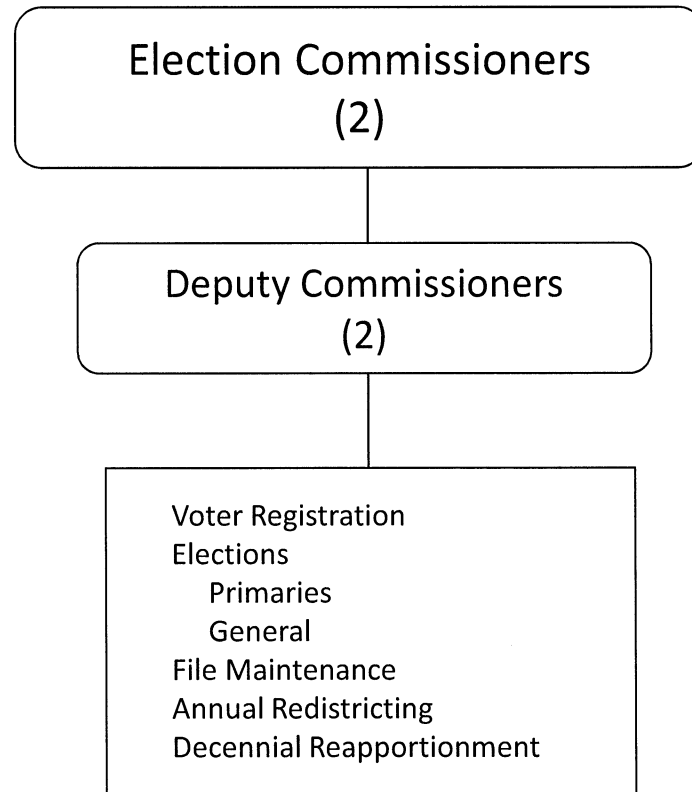
BROOME COUNTY GOVERNMENT
REVENUE AND APPROPRIATION SUMMARY BY DEPARTMENT

FUND: 1010 General Operating

DEPT: 03000000 Coroners

Account	2018 Actuals	2019 Budget	2019 YTD Actuals As of 08/30/19	2020 Budget Requested	2020 Budget Recommended
0000010 Personnel Service					
6001001 SALARIES PART-TIME	148,004	148,000	95,834	148,000	148,000
0000010 Personnel Service Totals	148,004	148,000	95,834	148,000	148,000
0000040 Contractual Expenditures					
6004105 DUES AND MEMBERSHIPS	0	200	110	200	200
6004143 TRANSPORTATION SERVICES	73,205	90,000	54,824	90,000	90,000
6004161 TRAVEL HOTEL AND MEALS	0	500	2,795	500	500
6004162 EDUCATION AND TRAINING	0	500	675	500	500
6004406 MEDICAL AND HOSPITAL SERVICES	235,923	300,000	237,786	300,000	300,000
0000040 Contractual Expenditures Totals	309,128	391,200	296,190	391,200	391,200
0000080 Employee Benefits					
6008001 STATE RETIREMENT	19,235	20,927	12,759	21,097	21,097
6008002 SOCIAL SECURITY	11,322	11,322	7,331	11,322	11,322
6008004 WORKERS COMPENSATION	755	676	338	703	703
0000080 Employee Benefits Totals	31,312	32,925	20,428	33,122	33,122
Exp Totals for Dept: 03000000	488,444	572,125	412,452	572,322	572,322
Total for Dept: 03000000	-488,444	-572,125	-412,452	-572,322	-572,322

Elections



Elections

Mission Statement

To ensure that all eligible County citizens are offered an opportunity to register and vote. Maintain complete and accurate voter information for all registered voters in Broome County. Ensure that the integrity of the balloting process is maintained throughout Broome County. Enforce all provisions of the New York State Election Law. Institute all Federal and State HAVA guidelines. Expand efforts in reaching the public through our website, BroomeVotes.com, and through social media outlets such as Facebook and Twitter.

Description

The Board of Elections is responsible for the honest and efficient operation of all national, state, and local elections in Broome County. The Board is established pursuant to Section §3-200 of the New York State Election Law.

2020 Objectives

The department will continue utilizing technology to reduce paper. We will also continue to educate our staff and technicians to remain current with the many mandatory state changes. We will also work with the community to broaden voter outreach with the BroomeVotes.com website, Facebook and Twitter accounts as well as with our Inspector Coordinators to enlist and retain Inspectors.

2020 Budget Highlights

- There are potentially three elections in 2020 ; the Presidential Primary in April, the regular Primary in June and the General Election in November. Beginning in 2020 the hours the polls will be open for the Primary Elections 6:00 a.m. and close at 9:00 p.m. There are at least 100 offices that will currently be on the November ballot, and voters will have the opportunity to cast their ballot during the Early Voting Period for the first time in a Presidential Election year for each of the potential three elections. Including the Early Voting period, there will be thirty total days the polls will be open in Broome County. Regulations have changed with registering to vote through State agencies possible. This increase in the volume of forms coming to our office has increased the daily work load of the staff.

Elections 07000001

<u>Title of Position</u>	<u>Grade/Unit</u>	2018 <u>Actuals</u>	As of July 5,2019 Current <u>Authorized</u>	2020 <u>Requested</u>	2020 <u>Recommended</u>
<u>Full-Time Positions</u>					
Deputy Commissioner of Elections	C Admin	2	2	0	2
Deputy Commissioner of Elections	H Admin	0	0	2	0
Election Technology Coordinator	22 Admin	2	2	2	2
Election Operations Assistant	14 CSEA	2	2	2	2
Voter Service Specialist	12 CSEA	0	2	2	2
Total Full-Time Positions		6	8	8	8
<u>Part-Time Positions</u>					
Voter Service Specialist	12 CSEA	2	2	2	2
Commissioner of Elections	NA	2	2	2	2
Total Part-Time Positions		4	4	4	4
Total Positions		10	12	12	12

REPORT:BP032

BROOME COUNTY GOVERNMENT
REVENUE AND APPROPRIATION SUMMARY BY DEPARTMENT

FUND: 1010 General Operating
DEPT: 07000000 Elections

Account	2018 Actuals	2019 Budget	2019 YTD Actuals As of 08/30/19	2020 Budget Requested	2020 Budget Recommended
0000002 Departmental Income					
5000179 CHARGES FOR SERVICES	535,000	535,000	535,074	535,000	535,000
0000002 Departmental Income Total	<u>535,000</u>	<u>535,000</u>	<u>535,074</u>	<u>535,000</u>	<u>535,000</u>
0000007 Misc Interfund Revenues					
5000545 CREDIT CARD REBATES	38	0	33	0	0
0000007 Misc Interfund Revenues Total	<u>38</u>	<u>0</u>	<u>33</u>	<u>0</u>	<u>0</u>
Rev Totals for Dept: 07000000	<u>535,038</u>	<u>535,000</u>	<u>535,107</u>	<u>535,000</u>	<u>535,000</u>
0000010 Personnel Service					
6001000 SALARIES FULL-TIME	303,971	404,273	194,855	445,125	407,227
6001001 SALARIES PART-TIME	83,298	73,236	30,148	74,508	74,508
6001002 SALARIES TEMPORARY	136,361	100,000	84,446	207,000	190,000
6001003 SALARIES OVERTIME	7,052	5,000	4,000	10,000	10,000
0000010 Personnel Service Totals	<u>530,682</u>	<u>582,509</u>	<u>313,449</u>	<u>736,633</u>	<u>681,735</u>
0000040 Contractual Expenditures					
6004010 BOOKS AND SUBSCRIPTIONS	0	500	0	500	500
6004011 DUPLICATING AND PRINTING RM SU	165,224	95,000	52,440	150,000	125,000
6004012 OFFICE SUPPLIES	6,230	6,000	2,808	10,000	10,000
6004023 BLDG AND GROUNDS SUPPLIES	0	500	0	500	500
6004048 MISC OPERATIONAL SUPPLIES	708	0	0	0	0
6004100 POSTAGE AND FREIGHT	14,783	25,000	16,320	40,000	40,000
6004105 DUES AND MEMBERSHIPS	0	260	240	260	260
6004106 GENERAL OFFICE EXPENSES	335	0	0	33,000	25,000
6004117 BUILDING AND GROUNDS EXPENSES	156	1,000	0	1,000	1,000
6004137 ADVERTISING AND PROMOTION EXPE	7,616	5,000	793	10,000	10,000
6004138 OTHER OPERATIONAL EXPENSES	214,008	250,000	49,393	570,000	470,000
6004160 MILEAGE AND PARKING-LOCAL	4,067	5,000	2,210	8,000	8,000
6004161 TRAVEL HOTEL AND MEALS	1,541	3,000	1,199	5,000	5,000
6004162 EDUCATION AND TRAINING	120	3,000	0	5,000	5,000
6004196 COPYING MACHINE RENTALS	1,895	3,000	1,064	3,000	3,000

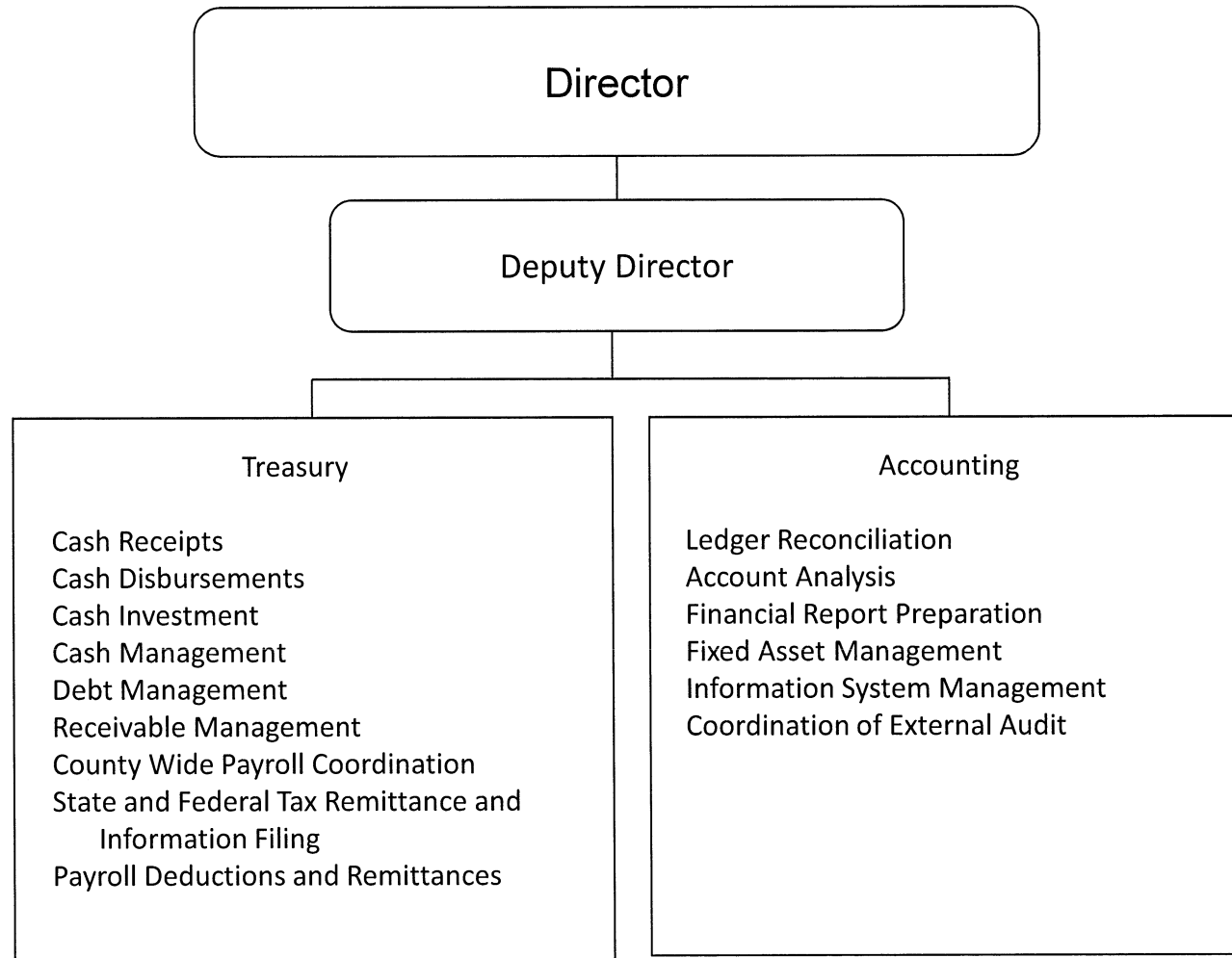
REPORT:BP032

BROOME COUNTY GOVERNMENT
REVENUE AND APPROPRIATION SUMMARY BY DEPARTMENT

FUND: 1010 General Operating
DEPT: 07000000 Elections

Account	2018 Actuals	2019 Budget	2019 YTD Actuals As of 08/30/19	2020 Budget Requested	2020 Budget Recommended
6004306 SECURE DETENTION	0	0	3,800	0	0
0000040 Contractual Expenditures Totals	416,683	397,260	130,267	836,260	703,260
0000041 Chargeback Expenses					
6004602 INSURANCE PREMIUM CHARGEBACK	1,289	778	389	587	587
6004609 DATA PROCESSING CHARGEBACKS	0	60,917	30,459	65,595	65,595
6004614 OTHER CHARGEBACK EXPENSES	0	16,054	6,600	18,230	18,230
6004615 GASOLINE CHARGEBACK	165	300	69	300	300
6004616 FLEET SERVICE CHARGEBACK	2,250	2,256	2,256	2,368	2,368
0000041 Chargeback Expenses Totals	3,704	80,305	39,773	87,080	87,080
0000080 Employee Benefits					
6008001 STATE RETIREMENT	52,287	59,552	33,948	62,864	58,806
6008002 SOCIAL SECURITY	38,880	36,528	22,806	39,751	36,853
6008004 WORKERS COMPENSATION	88,698	88,521	44,261	96,574	96,574
6008006 LIFE INSURANCE	147	180	52	180	180
6008007 HEALTH INSURANCE	52,012	87,932	33,960	57,235	57,235
6008009 RETIREE HEALTH INSURANCE	30,789	31,969	21,541	33,567	33,567
6008010 DISABILITY INSURANCE	322	480	197	528	528
6008011 UNEMPLOYMENT INSURANCE	1,670	0	0	0	0
0000080 Employee Benefits Totals	264,805	305,162	156,765	290,699	283,743
Exp Totals for Dept: 07000000	1,215,874	1,365,236	640,254	1,950,672	1,755,818
Total for Dept: 07000000	-680,836	-830,236	-105,147	-1,415,672	-1,220,818

Office of Management and Budget



Office of Management and Budget

Mission Statement

The Office of Management and Budget (OMB) was established by Local Law 9 of 2010 which amended Article V of the Broome County Charter. The Finance Department and Office of Budget and Research were combined to form this office in 2011. The Director of the Office of Management and Budget is the Chief Fiscal Officer of the County. Accurate accounting and reporting of County financial operations conforming with governmental Generally Accepted Accounting Principles (GAAP) is a primary departmental function. The Director, as County Treasurer, receives county funds and invests cash to maximize return. The department coordinates and prepares the county's operating, capital, and grant budgets, coordinates the biweekly employee payroll process, and prepares necessary state and federal tax and employment information filings. Tax receivable management is a major responsibility.

Description

The Deputy Director serves under the Director and oversees accounting, treasury and payroll operations and works with budgetary and legislative issues. This position assists the Director with the preparation and control of the county operating, capital, and grant budgets.

Town and County real property tax warrants and bills are prepared annually. Information used in their preparation is gathered from various sources. Legislative resolutions are drafted and submitted for approval to the Broome County Legislature.

Certain agreements between local businesses and the Broome County Industrial Development Agency (The Agency) establish payments in

lieu of taxes (PILOT) to be paid by the businesses. The county also bills for and collects city payments in lieu of taxes. The Office of Management and Budget computes the charges based on agreements and prepares billings.

Town tax collector warrants expire in April and school and village collector warrants expire in November. Upon expiration of the warrants, the county becomes the receiver of taxes. Unpaid school and village taxes are returned to the county. These amounts are remitted to the school districts and villages the April following their return.

The department receives and records state and federal reimbursement for grant-in-aid and capital programs, departmental income transmittals, sales tax transmittals, mortgage tax transmittals, and proceeds from the issuance of debt.

Sales tax is received from New York State twice monthly (three times in June and December) and distributed to local municipalities quarterly. Mortgage tax is received from the County Clerk monthly and distributed to local municipalities semi-annually. Mortgage tax reports are completed and filed with New York State.

The department maintains county bank accounts using a pooled cash approach to cash management for amounts not legally required to be segregated. Cash is invested to maximize earnings using alternatives prescribed or regulated by state law.

The department maintains the county accounting ledger and prepares the county financial reports. The Comprehensive Annual Financial Report (CAFR) and the State Comptroller's Annual Update Document (AUD) are prepared in accordance with Generally Accepted Accounting Principles. The department works extensively with external auditors and prepares reports as necessary.

Tax forms are mailed quarterly to establishment authorized to levy the county's occupancy tax pursuant to Local Tax Law. Receipts are made and delinquencies pursued with the assistance of the County Attorney's Office.

Sales tax forms for taxes collected by the county are prepared monthly and uploaded to the New York State Department of Taxation and Finance website.

The department coordinates the county payroll function. This includes various reconciliations and software maintenance. Quarterly and annual payroll reports, including W-2s, are prepared and filed with New York State, the Internal Revenue Service and the Social Security Administration.

The department is responsible for the management of county fixed assets, except for Willow Point Nursing Home.

Debt is issued by the department based on cash needs for the county capital program. An Official Statement is prepared and distributed to capital markets to obtain the best interest rate. Arbitrage computations are completed and mandatory filings to the federal government made.

The Community College budget is also submitted for adoption to the Legislature. Spending guidelines for departments are adhered to, and capital projects are monitored to ensure timely completion.

The Director is also the Secretary/Treasurer of the Broome Tobacco Asset Corporation, maintaining the financial records and prepares the Corporation's financial reports.

General County revenue accounts are presented in the department budget.

Public administrator fees and tax search certificate fees directly underwrite the department's activities.

2020 Objectives

- Prepare the County Comprehensive Annual Financial Report, federally required Single Audit report, state required Department of Transportation Single Audit Report, and Landfill Financial Assurance Plan.
- Prepare the annual State Comptroller financial report.
- Maintain the financial records and reports of the Broome Tobacco Asset Securitization Corporation.
- Training and cross-training of financial personnel both internal and external to the department.
- Review and documentation of processes.
- Issuance of debt as necessary, emphasis on capital project management.
- Maximize earnings on county funds.
- Maintain the County financial system to meet financial information and reporting needs.
- Improve efficiency, enhance performance and reduce expenses.
- Assist departments with financial operations.

2020 Budget Highlights

- Continue to be the county center of financial competency and be a resource to county departments including assisting several departments directly with the financial operations in those departments.
- Reorganization of the department will achieve the consolidation of financial and budgeting functions

Office of Management and Budget 45010001

<u>Title of Position</u>	<u>Grade/Unit</u>	As of			
		<u>2018</u>	<u>July 5,2019</u>	<u>2020</u>	<u>2020</u>
		<u>Actuals</u>	<u>Current</u>	<u>Requested</u>	<u>Recommended</u>
			<u>Authorized</u>		
<u>Full-Time Positions</u>					
Director of the Office of Management and Budget	K Admin	1	1	1	1
Deputy Director of OMB	G Admin	1	1	1	1
Treasury Manager	26 BAPA	1	1	1	1
Senior Financial Analyst	24 BAPA	1	1	1	1
Treasury Associate	20 BAPA	1	1	1	1
Payroll Supervisor	20 BAPA	1	1	1	1
Financial Analyst	19 CSEA	3	3	3	3
Treasury Clerk	14 CSEA	3	3	3	3
Principal Account Clerk *	13 CSEA	2	1	1	1
Total Full-Time Positions		14	13	13	13
<u>Part-Time Positions</u>					
None					
Total Part-Time Positions		0	0	0	0
Total Positions		14	13	13	13

*One position transferred to Public Works,Parks,Recreation & Youth Services in 2019

REPORT:BP032

BROOME COUNTY GOVERNMENT
REVENUE AND APPROPRIATION SUMMARY BY DEPARTMENT

FUND: 1010 General Operating

DEPT: 45000000 Office of Management & Budget

Account	2018 Actuals	2019 Budget	2019 YTD Actuals As of 08/30/19	2020 Budget Requested	2020 Budget Recommended
0000001 Tax Items					
5000001 REAL PROPERTY TAXES	73,799,997	72,562,512	72,560,842	72,189,797	72,189,797
5000002 GAIN FROM SALE-TAX ACQ PROPERT	147	0	0	0	0
5000003 PAYMENT IN LIEU OF TAXES	1,220,176	1,166,000	1,037,802	1,218,765	1,218,765
5000004 INTEREST & PENAL-REAL PROP TAX	3,583,586	3,500,000	3,226,249	3,700,000	3,700,000
5000010 SALES AND USE TAX	135,255,224	83,780,000	47,147,387	90,405,571	90,405,571
0000001 Tax Items Total	213,859,130	161,008,512	123,972,280	167,514,133	167,514,133
0000002 Departmental Income					
5000102 COMMISSIONER OF FINANCE	96,763	91,000	62,834	91,000	91,000
5000103 CHGS FOR TAX ADV/REDEMPTION EX	27	0	0	0	0
5000188 COMMUNITY COLLEGE CAPITAL COST	528,567	520,000	0	520,000	520,000
5000327 FINANCE DEPT CHARGEBACKS	2,065	0	0	0	0
5000426 MISCELLANEOUS	17	0	9	0	0
5000431 MISCELLANEOUS	0	0	4	0	0
5000441 TAX COLLECTION FEES	-12	0	0	0	0
0000002 Departmental Income Total	627,427	611,000	62,847	611,000	611,000
0000003 Use of Money					
5000451 INTEREST AND EARNINGS	193,263	100,000	240,123	250,000	250,000
0000003 Use of Money Total	193,263	100,000	240,123	250,000	250,000
0000005 Fines and Forfeitures					
5000490 FINES & FORFEITED BAIL	243	0	0	0	0
5000493 HANDICAPPED PARKING SURCHARGE	708	0	0	0	0
0000005 Fines and Forfeitures Total	951	0	0	0	0
0000007 Misc Interfund Revenues					
5000530 REFUNDS OF PRIOR YEARS EXPENDI	77,287	50,000	62,080	50,000	50,000
5000550 OTB - DISTRIBUTED EARNINGS	31,420	80,000	0	0	0
0000007 Misc Interfund Revenues Total	108,707	130,000	62,080	50,000	50,000
0000008 State Aid					

REPORT:BP032

BROOME COUNTY GOVERNMENT
REVENUE AND APPROPRIATION SUMMARY BY DEPARTMENT

FUND: 1010 General Operating

DEPT: 45000000 Office of Management & Budget

Account	2018 Actuals	2019 Budget	2019 YTD Actuals As of 08/30/19	2020 Budget Requested	2020 Budget Recommended
5000887 COMPASSIONATE CARE ACT	23,154	0	7,042	0	0
5000888 CASINO LICENSING FEES	3,863,495	3,800,000	2,017,062	3,900,000	3,900,000
0000008 State Aid Total	3,886,649	3,800,000	2,024,104	3,900,000	3,900,000
Rev Totals for Dept: 45000000	218,676,127	165,649,512	126,361,434	172,325,133	172,325,133
0000010 Personnel Service					
6001000 SALARIES FULL-TIME	770,147	780,876	500,672	802,878	802,878
6001002 SALARIES TEMPORARY	645	0	0	0	0
0000010 Personnel Service Totals	770,792	780,876	500,672	802,878	802,878
0000040 Contractual Expenditures					
6004012 OFFICE SUPPLIES	2,855	3,500	1,229	3,500	3,500
6004056 COMPUTER EQUIPMENT(NON CAPITAL	0	0	51	0	0
6004100 POSTAGE AND FREIGHT	188	200	120	200	200
6004105 DUES AND MEMBERSHIPS	660	750	720	750	750
6004106 GENERAL OFFICE EXPENSES	405	350	178	400	400
6004137 ADVERTISING AND PROMOTION EXPE	10	0	0	0	0
6004193 HARDWARE MAINTENANCE	75	0	75	0	0
6004196 COPYING MACHINE RENTALS	1,996	2,000	1,558	2,000	2,000
6004504 OTHER FINANCIAL SERVICES	401	0	2,599	1,500	1,500
6004538 LEGAL CHARGES AND FEES	0	50	158	50	50
6004598 SALES TAX DISTRIBUTION	50,720,709	0	0	0	0
0000040 Contractual Expenditures Totals	50,727,299	6,850	6,688	8,400	8,400
0000041 Chargeback Expenses					
6004602 INSURANCE PREMIUM CHARGEBACK	446	509	255	460	460
0000041 Chargeback Expenses Totals	446	509	255	460	460
0000080 Employee Benefits					
6008001 STATE RETIREMENT	108,792	117,606	68,205	119,065	119,065

REPORT:BP032

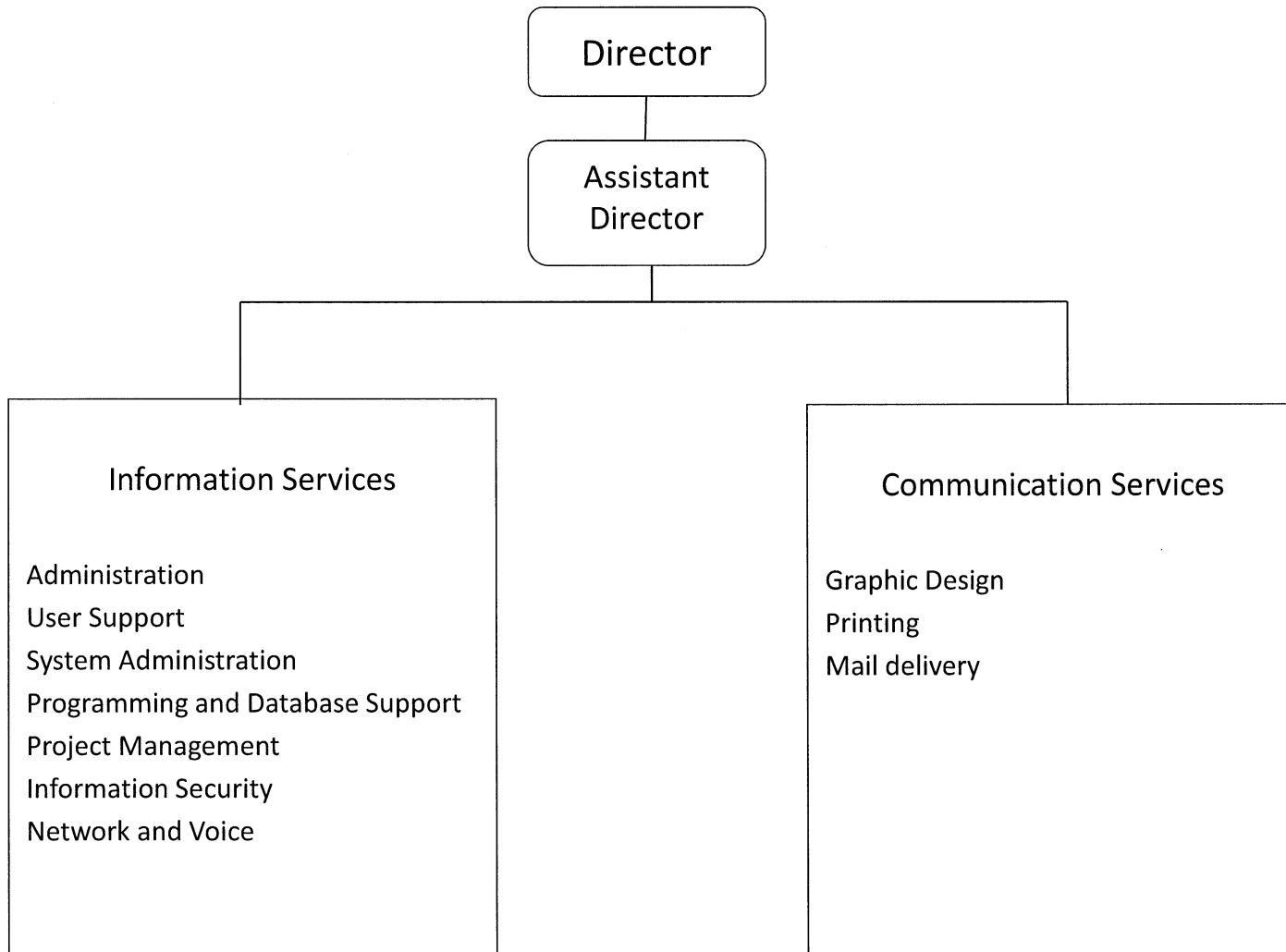
BROOME COUNTY GOVERNMENT
REVENUE AND APPROPRIATION SUMMARY BY DEPARTMENT

FUND: 1010 General Operating

DEPT: 45000000 Office of Management & Budget

Account	2018 Actuals	2019 Budget	2019 YTD Actuals As of 08/30/19	2020 Budget Requested	2020 Budget Recommended
6008002 SOCIAL SECURITY	55,657	59,737	35,994	61,421	61,421
6008004 WORKERS COMPENSATION	3,425	3,523	1,762	3,648	3,648
6008006 LIFE INSURANCE	198	210	70	195	195
6008007 HEALTH INSURANCE	108,395	123,236	74,931	126,008	126,008
6008009 RETIREE HEALTH INSURANCE	28,669	34,354	22,902	36,055	36,055
6008010 DISABILITY INSURANCE	646	640	334	616	616
0000080 Employee Benefits Totals	305,782	339,306	204,198	347,008	347,008
Exp Totals for Dept: 45000000	51,804,319	1,127,541	711,813	1,158,746	1,158,746
Total for Dept: 45000000	166,871,808	164,521,971	125,649,621	171,166,387	171,166,387

Information Technology



Information Technology

Mission Statement

Our mission is to deliver Information Technology, Printing, Graphic, and Mail Services to all County departments designated agencies and various non-profit organizations in a cost-effective, efficient, and professional manner. We strive to build and maintain a secure, reliable, highly available, efficient, sustainable and flexible infrastructure.

Description

The Division of Information Technology is comprised of two main sections: Information Services (Data, Voice and Video Services) and Communications Services (printing, graphics and mail services areas).

Information Services:

The Computer Center is comprised of five groups: Administration, Customer Desktop Support, Systems Support, Network Support and Programming.

Administration provides overall direction, general administrative, budget related processes, and clerical support for the entire division.

Customer Desktop Support staff provides computer user support during regular business hours for all systems and are on-call 24 by 7 supporting critical safety systems. The staff purchases, configures and deploys all new desktop, laptop and mobile equipment and peripherals.

System Support staff supports all server and security equipment county-wide. Resolves problems, maintains existing equipment and installs new servers, appliances, network storage, etc. They prepare specifications for all computer equipment and software, orders-receives-tests-installs new servers, network storage, spam filters, web filters, etc. The staff also plans all enhancements in equipment, as well as assists the Programming staff with related matters. They are also the interface between vendor supported applications and the vendors and users.

Programming staff supports and maintains HR, Payroll and Financial systems as well as any custom programming and develops new custom computer programs, performs problem resolutions, conducts feasibility studies, researches new solutions and software packages, and develops user documentation and training materials for new programs.

Communication Services is responsible for providing services such as graphic design, offset and digital printing, color and black/white photocopying, and mail services to all County departments, designated agencies, non-profit organizations, schools, and local governments.

Network and Telecom Support is responsible for the design, development, implementation and maintenance of Broome County's network, voice, video, and unified communication systems. They design and manage the network infrastructure including routers, switches, firewalls, virtual private network connections.

They also maintain all data communication lines and wireless data connections between county facilities and many municipalities and non-profit groups. Including, but not limited to hosting and supporting public safety systems used by over 105 other counties, towns and municipalities across the state.

2020 Objectives

- Provide a modern technology infrastructure that is safe, secure and that meets all audit, legal and regulatory requirements.
- Provide a modern technology infrastructure that is sustainable, highly available and resilient by replacing old technology with enterprise level solutions that can be shared among county departments and offer that same infrastructure to local towns and villages where possible as shared services.
- Evaluate existing systems and standardize on as few platforms and applications as is possible.
- Virtualize servers and desktops wherever possible as a means of providing flexibility and reduced overall costs by sharing resources.
- Continue to update the county network to provide the resiliency and bandwidth needed for the continually expanding data needs in a secure and responsible fashion.
- Provide improved customer service, via timely help and issue resolution.

2020 Budget Highlights

- Focus on improved Cyber-security through adopted policies, best practices, appropriate tools and dedicated personnel.
- Reduce expensive maintenance on older equipment by replacing aging hardware with new and more energy efficient models. Consolidate network appliances where possible to reduce the amount of equipment needing support.
- Core network equipment that is over ten years old and going end of support will be replaced. We will also be upgrading our virtual desktop and server equipment.
- Complete an Information Disaster Recovery plan and document the supported systems in a computer technology catalog of services.

Information Technology 10020001

<u>Title of Position</u>	<u>Grade/Unit</u>	As of			
		2018 Actuals	July 5, 2019 Current Authorized	2020 Requested	2020 Recommended
<u>Full-Time Positions</u>					
Director of Information Services	I Admin	1	1	1	1
Assistant Director of Information Technology	H Admin	1	1	1	1
Systems Programmer II	26 BAPA	1	1	1	1
Systems Administrator	26 BAPA	1	1	1	1
Telecommunications Manager	25 BAPA	1	1	1	1
Business Analyst	25 BAPA	1	1	1	1
Data Base Analyst	24 BAPA	1	1	1	1
Computer Programmer Analyst	23 BAPA	2	2	3	3
IT Project Coordinator	23 BAPA	1	1	1	1
Network Specialist	22 BAPA	4	4	4	4
Computer Technician Coordinator	20 BAPA	1	1	1	1
Telecommunications Technician	20 CSEA	1	1	1	1
Data Communications Technician	20 CSEA	0	1	1	1
Senior Computer Hardware Technician	18 CSEA	1	1	1	1
Data Communications Technician	18 CSEA	1	0	0	0
Computer Hardware Technician *	16 CSEA	3	3	3	3
Senior Computer Operator	16 CSEA	2	2	2	2
IT Contract Coordinator	16 CSEA	0	1	1	1
Secretary	13 CSEA	1	1	1	1
IT Contract Coordinator	13 CSEA	1	0	0	0
Total Full-Time Positions		25	25	26	26
<u>Part-Time Positions</u>					
Computer Operations Supervisor	20 BAPA	1	1	1	1
Total Part-Time Positions		1	1	1	1
Total Positions		26	26	27	27

*One position unfunded since 2014

**Computer Programmer Analyst transferred from grant

REPORT:BP033

BROOME COUNTY GOVERNMENT
 REVENUE AND APPROPRIATION SUMMARY
 BY DEPARTMENT AND DIVISION

FUND: 1010 General Operating
 DEPT: 10000000 Information Technology
 DIV: 02 IT-Information Services

Account	2018 Actuals	2019 Budget	2019 YTD Actuals As of 08/30/19	2020 Budget Requested	2020 Budget Recommended
0000002 Departmental Income					
5000111 TELEPHONE CHGS - OUTSIDE USERS	14,897	15,680	6,743	25,177	25,177
5000183 MISCELLANEOUS CONTRIBUTIONS	7,206	0	0	0	0
5000305 DATA PROCESSING SERVICES	1,987,093	2,178,080	1,131,087	2,168,987	2,168,987
5000315 TELEPHONE CHGS - COUNTY OWNED	282,129	314,684	129,398	385,730	385,730
5000426 MISCELLANEOUS	4,411	5,642	19,254	23,513	23,513
0000002 Departmental Income Totals	2,295,736	2,514,086	1,286,482	2,603,407	2,603,407
0000007 Misc Interfund Revenues					
5000534 TRANSFER FROM INSURANCE RESERV	1,741	25,000	25,000	0	0
5000545 CREDIT CARD REBATES	987	400	464	400	400
0000007 Misc Interfund Revenues Totals	2,728	25,400	25,464	400	400
Rev Total for Div: 1002	2,298,464	2,539,486	1,311,946	2,603,807	2,603,807
0000010 Personnel Service					
6001000 SALARIES FULL-TIME	1,538,654	1,602,344	1,025,461	1,719,947	1,719,947
6001001 SALARIES PART-TIME	37,231	42,934	25,040	43,887	43,887
6001002 SALARIES TEMPORARY	3,763	11,250	5,939	11,950	11,950
6001003 SALARIES OVERTIME	0	500	0	500	500
6001008 STAND-BY PAY	6,680	7,300	4,140	7,300	7,300
0000010 Personnel Service Totals	1,586,328	1,664,328	1,060,580	1,783,584	1,783,584
0000020 Equipment and Capital Outlay					
6002503 COMPUTER EQUIPMENT	80,807	0	0	200,000	0
0000020 Equipment and Capital Outlay Totals	80,807	0	0	200,000	0
0000040 Contractual Expenditures					
6004010 BOOKS AND SUBSCRIPTIONS	0	800	0	800	800
6004012 OFFICE SUPPLIES	884	1,000	262	1,000	1,000
6004048 MISC OPERATIONAL SUPPLIES	43,691	15,150	242	1,000	0

REPORT:BP033

BROOME COUNTY GOVERNMENT
REVENUE AND APPROPRIATION SUMMARY
BY DEPARTMENT AND DIVISION

FUND: 1010 General Operating
DEPT: 10000000 Information Technology
DIV: 02 IT-Information Services

Account	2018 Actuals	2019 Budget	2019 YTD Actuals As of 08/30/19	2020 Budget Requested	2020 Budget Recommended
6004055 COMPUTER SOFTWARE AND SUPPLIES	462,626	407,499	471,896	79,000	19,000
6004056 COMPUTER EQUIPMENT(NON CAPITAL	78,400	200,336	120,040	312,344	207,344
6004082 COMPUTER CENTER SUPPLIES	55,725	62,059	30,757	77,209	77,209
6004100 POSTAGE AND FREIGHT	129	1,200	55	1,200	1,200
6004101 TELEPHONE	416,372	402,528	239,950	419,988	419,988
6004102 TELEPHONE EQUIPMENT	4,149	27,000	2,945	27,000	27,000
6004103 TELEPHONE LOCAL CALLS	12,479	10,500	7,902	10,500	10,500
6004104 TELEPHONE LONG DISTANCE	13,016	11,000	7,825	11,000	11,000
6004105 DUES AND MEMBERSHIPS	50	200	50	200	200
6004106 GENERAL OFFICE EXPENSES	875	500	0	500	500
6004137 ADVERTISING AND PROMOTION EXPE	0	350	0	350	350
6004160 MILEAGE AND PARKING-LOCAL	0	500	0	500	500
6004161 TRAVEL HOTEL AND MEALS	334	5,000	2,736	5,000	5,000
6004162 EDUCATION AND TRAINING	29,109	39,561	16,049	33,615	33,615
6004168 OTHER PERSONNEL EXPENSES	245	150	50	150	150
6004169 DAY TRIP MEAL REIMBURSEMENT	0	1,650	0	1,650	1,650
6004192 SOFTWARE MAINTENANCE	1,416,541	1,668,573	1,194,091	2,729,665	2,292,665
6004193 HARDWARE MAINTENANCE	358,855	362,339	99,421	383,263	383,263
6004194 SOFTWARE RENTAL	14,344	5,344	0	0	0
6004195 HARDWARE RENTAL	380	0	0	0	0
6004196 COPYING MACHINE RENTALS	526	2,269	5,727	2,269	2,269
6004200 PROPERTY LOSS	1,741	25,000	25,000	0	0
6004505 CONTRACTED DATA PROCESSING SER	150,027	119,159	84,345	131,651	131,651
6004573 OTHER FEES FOR SERVICES	59,544	135,200	47,069	135,200	45,200
0000040 Contractual Expenditures Totals	3,120,042	3,504,867	2,356,412	4,365,054	3,672,054
0000041 Chargeback Expenses					
6004602 INSURANCE PREMIUM CHARGEBACK	1,091	1,468	580	1,781	1,781
6004615 GASOLINE CHARGEBACK	1,415	1,800	472	1,200	1,200
6004616 FLEET SERVICE CHARGEBACK	6,750	4,512	4,512	4,736	4,736
6004626 TRANSPORTATION SERVICES CHARGE	0	14,566	14,566	0	0
0000041 Chargeback Expenses Totals	9,256	22,346	20,130	7,717	7,717
0000060 Principal on Indebtedness					
6006008 PRINCIPAL ON CAPITAL LEASE	1,075	0	0	0	0
0000060 Principal on Indebtedness Totals	1,075	0	0	0	0

BROOME COUNTY GOVERNMENT
 REVENUE AND APPROPRIATION SUMMARY
 BY DEPARTMENT AND DIVISION

FUND: 1010 General Operating
 DEPT: 10000000 Information Technology
 DIV: 02 IT-Information Services

Account	2018 Actuals	2019 Budget	2019 YTD Actuals As of 08/30/19	2020 Budget Requested	2020 Budget Recommended
0000070 Interest on Indebtedness					
6007005 INTEREST ON CAPITAL LEASE	509	0	0	0	0
0000070 Interest on Indebtedness Totals	509	0	0	0	0
0000080 Employee Benefits					
6008001 STATE RETIREMENT	212,402	234,719	137,386	241,560	241,560
6008002 SOCIAL SECURITY	115,242	127,256	76,813	136,624	136,624
6008004 WORKERS COMPENSATION	17,984	15,936	6,294	17,681	17,681
6008006 LIFE INSURANCE	362	360	134	390	390
6008007 HEALTH INSURANCE	234,891	249,915	162,010	290,314	290,314
6008009 RETIREE HEALTH INSURANCE	177,499	197,475	113,657	176,454	176,454
6008010 DISABILITY INSURANCE	744	720	469	792	792
6008013 HEALTH INS - RETIRE INCENTIVE	3,658	0	0	0	0
6008014 NYS ERS VDC EXPENSE	3,067	0	9,014	0	0
0000080 Employee Benefits Totals	765,849	826,381	505,777	863,815	863,815
0000090 Transfers					
6009002 TRANSFER TO GRANT FUND	83,929	93,263	93,263	0	0
0000090 Transfers Totals	83,929	93,263	93,263	0	0
Exp Total for Div: 1002	5,647,795	6,111,185	4,036,162	7,220,170	6,327,170
Total for Div: 10000000	-3,349,331	-3,571,699	-2,724,216	-4,616,363	-3,723,363
Total for Dept: 10000000	-3,892,527	-4,109,786	-3,008,928	-5,225,599	-4,332,599

Communication Services

Mission Statement

Provide printing, graphic and mail services to all county departments, and other designated agencies, in a cost saving, timely and professional manner, while using the latest technology set by the industry standards.

Description

The Communications Division consists of three main functions: graphic design, printing and mail services. The design service uses a variety of software such as InDesign, Illustrator, Photoshop and FreeHand to create a variety of customer driven requests. The printing service consists of a full color copier, a high speed-high volume-black and white copier, one offset printing press, one digital envelope printer and a variety of bindery equipment, along with advanced printing software. The mail service offers pick-up and delivery, sorting and mail processing for all county departments, while using procedures to defray the cost of rising postage.

2020 Objectives

- Provide cost saving services to all county departments and organizations while maintaining the highest quality, along with a quick turnaround time, confidentiality and convenience, while keeping our operating costs down.
- Explore new revenue sources in local government and non-profit organizations in Broome and surrounding counties.

2020 Budget Highlights

- Replace the postage meter and graphic artist computer.
- Maintain a balanced budget while advancing toward the use of digital printing technology, reducing the need for printing chemicals while still providing the highest quality and fastest service of print products.

Information Technology 10010001
 Communication Services

As of
 July 5,2019

<u>Title of Position</u>	<u>Grade/Unit</u>	2018 <u>Actuals</u>	Current <u>Authorized</u>	2020 <u>Requested</u>	2020 <u>Recommended</u>
<u>Full-Time Positions</u>					
Graphic Technician	20 CSEA	1	1	0	0
Graphic Designer	20 CSEA	0	0	1	1
Senior Offset Duplicating Machine Operator	15 CSEA	0	1	1	1
Senior Offset Duplicating Machine Operator	12 CSEA	1	0	0	0
Offset Duplicating Machine Operator	11 CSEA	1	1	1	1
Courier	9 CSEA	2	2	2	2
Total Full-Time Positions		5	5	5	5
<u>Part-Time Positions</u>					
Offset Duplicating Machine Operator	11 CSEA	1	1	1	1
Total Part-Time Positions		1	1	1	1
Total Positions		6	6	6	6

REPORT:BP033

BROOME COUNTY GOVERNMENT
REVENUE AND APPROPRIATION SUMMARY
BY DEPARTMENT AND DIVISION

FUND: 1010 General Operating
DEPT: 10000000 Information Technology
DIV: 01 IT-Communication Services

Account	2018 Actuals	2019 Budget	2019 YTD Actuals As of 08/30/19	2020 Budget Requested	2020 Budget Recommended
10000000 Information Technology					
0000002 Departmental Income					
5000189 OTHER LOCAL GOVERNMENTS	88,747	93,647	36,122	84,670	84,670
5000307 CENTRAL SERVICES CHARGES	221,035	287,154	112,965	216,497	216,497
5000317 PRINTING CHARGEBACKS	103,510	126,516	69,094	105,898	105,898
5000333 OTHER DEPARTMENTAL CHARGEBACK	5,564	6,963	3,491	5,737	5,737
5000426 MISCELLANEOUS	12,378	13,782	7,524	11,566	11,566
0000002 Departmental Income Totals	431,234	528,062	229,196	424,368	424,368
Rev Total for Div: 1001	431,234	528,062	229,196	424,368	424,368
0000010 Personnel Service					
6001000 SALARIES FULL-TIME	226,628	233,094	124,123	209,088	209,088
6001001 SALARIES PART-TIME	21,946	21,040	14,684	21,591	21,591
6001002 SALARIES TEMPORARY	0	0	28,760	0	0
6001004 SALARIES SHIFT DIFFERENTIAL	3	0	0	0	0
0000010 Personnel Service Totals	248,577	254,134	167,567	230,679	230,679
0000020 Equipment and Capital Outlay					
6002503 COMPUTER EQUIPMENT	0	0	0	7,000	7,000
0000020 Equipment and Capital Outlay Totals	0	0	0	7,000	7,000
0000040 Contractual Expenditures					
6004010 BOOKS AND SUBSCRIPTIONS	1,999	2,000	1,999	2,000	2,000
6004011 DUPLICATING AND PRINTING RM SU	11,494	14,400	7,027	14,020	14,020
6004012 OFFICE SUPPLIES	30,225	68,326	66,861	37,600	37,600
6004100 POSTAGE AND FREIGHT	467,756	488,000	116,516	488,000	488,000
6004106 GENERAL OFFICE EXPENSES	952	2,760	4,003	3,800	3,800
6004195 HARDWARE RENTAL	-32,100	12,000	4,023	12,000	12,000
6004196 COPYING MACHINE RENTALS	57,132	63,600	43,001	74,600	74,600
0000040 Contractual Expenditures Totals	537,458	651,086	243,430	632,020	632,020

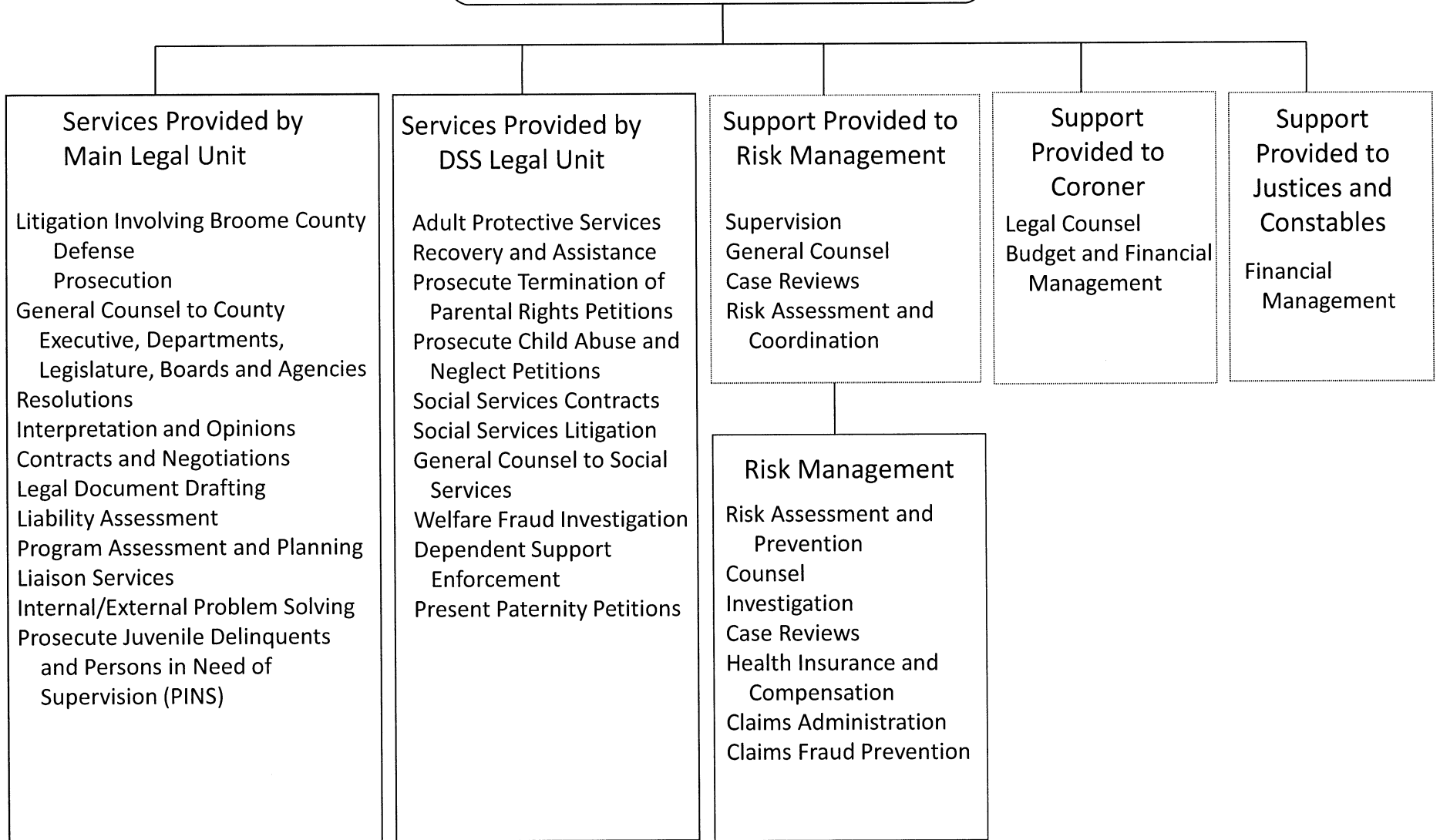
BROOME COUNTY GOVERNMENT
 REVENUE AND APPROPRIATION SUMMARY
 BY DEPARTMENT AND DIVISION

FUND: 1010 General Operating
 DEPT: 10000000 Information Technology
 DIV: 01 IT-Communication Services

Account	2018 Actuals	2019 Budget	2019 YTD Actuals As of 08/30/19	2020 Budget Requested	2020 Budget Recommended
0000041 Chargeback Expenses					
6004602 INSURANCE PREMIUM CHARGEBACK	273	0	154	0	0
6004615 GASOLINE CHARGEBACK	1,009	12,000	458	2,400	2,400
6004616 FLEET SERVICE CHARGEBACK	4,500	6,768	6,768	7,104	7,104
0000041 Chargeback Expenses Totals	5,782	18,768	7,380	9,504	9,504
0000060 Principal on Indebtedness					
6006008 PRINCIPAL ON CAPITAL LEASE	41,483	0	0	0	0
0000060 Principal on Indebtedness Totals	41,483	0	0	0	0
0000070 Interest on Indebtedness					
6007005 INTEREST ON CAPITAL LEASE	3,187	0	0	0	0
0000070 Interest on Indebtedness Totals	3,187	0	0	0	0
0000080 Employee Benefits					
6008001 STATE RETIREMENT	35,672	38,740	18,630	28,693	28,693
6008002 SOCIAL SECURITY	17,775	19,442	12,003	17,647	17,647
6008004 WORKERS COMPENSATION	4,496	0	1,674	0	0
6008006 LIFE INSURANCE	74	75	28	75	75
6008007 HEALTH INSURANCE	47,795	50,240	32,781	59,192	59,192
6008009 RETIREE HEALTH INSURANCE	30,477	33,264	30,232	48,354	48,354
6008010 DISABILITY INSURANCE	435	400	183	440	440
6008013 HEALTH INS - RETIRE INCENTIVE	1,219	0	0	0	0
0000080 Employee Benefits Totals	137,943	142,161	95,531	154,401	154,401
Exp Total for Div: 1001	974,430	1,066,149	513,908	1,033,604	1,033,604
Total for Div: 10000000	-543,196	-538,087	-284,712	-609,236	-609,236

Law Department

County Attorney



**Law
County Attorney**

Mission Statement

To legally protect and indemnify Broome County Government in deliberations and actions by providing effective legal representation and advice to the County Executive, the Legislature, and all county departments and various boards.

Description

- Draft resolutions, local laws, contracts, and other documents at the request of Broome County departments, boards, officers and employees.
- Defend the County of Broome, its officers and employees in all civil actions commenced against them in local, state, and federal courts and to initiate litigation on behalf of the county to recover money and property due the county.
- Assist county departments in resolving disputes with outside vendors, contractors, and landlords to avoid litigation when possible.
- Represent and advise the Broome County Legislature, the Board of Acquisition and Contract, the Public Library, Broome Community College, the Arena Board and other county legislative and advisory boards.
- Prosecute children who either break the law or need supervision in the name of the county and in the name of the state.
- Prosecute health code violations and illegal dumping cases.
- Represent the county in all administrative hearings and reviews at the local, state, and federal level.
- Represent the Director of Office of Management and Budget in his capacity as public administrator of decedent's estates.
- Provide formal and informal legal advice to all departments.

- Assist the Department of Risk and Insurance in mitigating legal risk faced by the county.

2020 Objectives

- Continue our policy of vigorously defending the county and settling litigation only when it is clearly indicated to be in the best interest of the county to do so.
- Continue to assist county administration and legislators in county economic development initiatives.
- Assist county administration and legislators in continuing to deliver services to county residents.
- Assist county administration and legislators in reviewing and revising, when necessary, the Broome County Charter, local laws and resolutions.
- Continue to work with the Departments of Social Services, Probation and Youth Bureau in managing placement and other services for minors in our community.

2020 Budget Highlights

- Maintained current level of services to county departments.
- Continue to address increased case load from adoption of the New York State "Raise the Age" Legislation, and implement the second year of "Raise the Age" Legislation.

Law 11010001

<u>Title of Position</u>	<u>Grade/Unit</u>	As of		<u>2020</u> <u>Requested</u>	<u>2020</u> <u>Recommended</u>
		<u>2018</u> <u>Actuals</u>	<u>July 5,2019</u> <u>Current</u> <u>Authorized</u>		
<u>Full-Time Positions</u>					
County Attorney	AT-6	1	1	1	1
Chief Assistant County Attorney	AT-4	1	1	1	1
Senior Assistant County Attorney	AT-3	1	1	1	1
Assistant County Attorney II	AT-2	2	2	2	2
Assistant County Attorney	AT-1	1	2	1	1
Office Manager	16 Admin	1	1	1	1
Paralegal	15 Admin	1	1	1	1
Secretary	14 Admin	2	2	2	2
Total Full-Time Positions		10	11	10	10
<u>Part-time Positions</u>					
None					
Total Part-Time Positions		0	0	0	0
Total Positions		10	11	10	10

REPORT:BP033

BROOME COUNTY GOVERNMENT
 REVENUE AND APPROPRIATION SUMMARY
 BY DEPARTMENT AND DIVISION

FUND: 1010 General Operating
 DEPT: 11000000 Law
 DIV: 01 Law

Account	2018 Actuals	2019 Budget	2019 YTD Actuals As of 08/30/19	2020 Budget Requested	2020 Budget Recommended
11000000 Law					
0000002 Departmental Income					
5000310 COUNTY ATTORNEY FEES & CHARGES	139,151	257,775	22,876	257,775	257,775
5000428 OTHER CHARGES	2,003	7,400	30,354	5,000	5,000
0000002 Departmental Income Totals	141,154	265,175	53,230	262,775	262,775
0000007 Misc Interfund Revenues					
5000545 CREDIT CARD REBATES	31	0	30	0	0
0000007 Misc Interfund Revenues Totals	31	0	30	0	0
0000008 State Aid					
5000835 STATE AID	0	73,154	0	0	0
0000008 State Aid Totals	0	73,154	0	0	0
Rev Total for Div: 1101	141,185	338,329	53,260	262,775	262,775
0000010 Personnel Service					
6001000 SALARIES FULL-TIME	636,474	714,721	420,328	684,490	684,490
0000010 Personnel Service Totals	636,474	714,721	420,328	684,490	684,490
0000040 Contractual Expenditures					
6004010 BOOKS AND SUBSCRIPTIONS	7,911	3,000	218	3,000	3,000
6004012 OFFICE SUPPLIES	4,247	3,000	1,136	6,600	6,600
6004055 COMPUTER SOFTWARE AND SUPPLIES	528	0	0	0	0
6004100 POSTAGE AND FREIGHT	326	360	182	360	360
6004105 DUES AND MEMBERSHIPS	2,518	2,450	0	2,500	2,500
6004106 GENERAL OFFICE EXPENSES	178	200	178	200	200
6004160 MILEAGE AND PARKING-LOCAL	0	25	0	25	25
6004161 TRAVEL HOTEL AND MEALS	1,758	2,000	901	2,000	2,000
6004162 EDUCATION AND TRAINING	1,695	2,000	1,324	2,000	2,000
6004168 OTHER PERSONNEL EXPENSES	15	50	0	50	50
6004196 COPYING MACHINE RENTALS	942	2,700	1,332	2,250	2,250

REPORT:BP033

BROOME COUNTY GOVERNMENT
REVENUE AND APPROPRIATION SUMMARY
BY DEPARTMENT AND DIVISION

FUND: 1010 General Operating
DEPT: 11000000 Law
DIV: 01 Law

Account	2018 Actuals	2019 Budget	2019 YTD Actuals As of 08/30/19	2020 Budget Requested	2020 Budget Recommended
6004505 CONTRACTED DATA PROCESSING SER	16,524	24,785	5,978	11,030	11,030
6004534 JUROR FEES AND COURT EXPENSES	4,403	3,000	2,424	3,500	3,500
6004537 INVESTIGATIONS EXPENSES	0	1,000	0	1,000	1,000
6004538 LEGAL CHARGES AND FEES	3,550	25,000	6,314	25,000	25,000
6004541 STENOGRAPHIC SERVICES	10,650	6,000	5,576	8,500	8,500
0000040 Contractual Expenditures Totals	55,245	75,570	25,563	68,015	68,015
0000041 Chargeback Expenses					
6004602 INSURANCE PREMIUM CHARGEBACK	242	276	138	250	250
0000041 Chargeback Expenses Totals	242	276	138	250	250
0000060 Principal on Indebtedness					
6006008 PRINCIPAL ON CAPITAL LEASE	1,760	0	0	0	0
0000060 Principal on Indebtedness Totals	1,760	0	0	0	0
0000070 Interest on Indebtedness					
6007005 INTEREST ON CAPITAL LEASE	184	0	0	0	0
0000070 Interest on Indebtedness Totals	184	0	0	0	0
0000080 Employee Benefits					
6008001 STATE RETIREMENT	91,476	105,183	59,559	103,530	103,530
6008002 SOCIAL SECURITY	46,225	54,677	30,576	52,364	52,364
6008004 WORKERS COMPENSATION	3,589	3,131	1,565	3,275	3,275
6008006 LIFE INSURANCE	145	165	54	150	150
6008007 HEALTH INSURANCE	116,399	134,169	73,951	125,233	125,233
6008009 RETIREE HEALTH INSURANCE	101,813	109,380	71,420	111,545	111,545
6008013 HEALTH INS - RETIRE INCENTIVE	4,446	0	0	0	0
0000080 Employee Benefits Totals	364,093	406,705	237,125	396,097	396,097
Exp Total for Div: 1101	1,057,998	1,197,272	683,154	1,148,852	1,148,852

REPORT:BP033

BROOME COUNTY GOVERNMENT
REVENUE AND APPROPRIATION SUMMARY
BY DEPARTMENT AND DIVISION

FUND: 1010 General Operating
DEPT: 11000000 Law
DIV: 01 Law

Account	2018 Actuals	2019 Budget	2019 YTD Actuals As of 08/30/19	2020 Budget Requested	2020 Budget Recommended
<hr/>	<hr/>	<hr/>	<hr/>	<hr/>	<hr/>
Total for Div: 11000000	-916,813	-858,943	-629,894	-886,077	-886,077

Law

DSS Legal Unit

Mission Statement

Provide exemplary legal representation and counsel, to effectively support the many programs administered by the Broome County Department of Social Services.

Description

The function of the Legal Unit is to represent the Department of Social Services effectively in court and administrative hearings, and to advise and furnish legal services in support of the department's many programs.

In representing the department's Child Welfare and Child Support Programs, the Legal Unit is the single highest volume user of Broome County Family Court. For 2018, Legal Unit Family Court appearances totaled 5,017.

The Legal Unit is the legal safeguard for Broome County's abused and neglected children. Complex Family Court cases involving child abuse, child neglect, and foster children accounted for 1,693 attorney appearances.

Revenue producing cases seeking reimbursement for public assistance and Medicaid expenditures accounted for 3,324 court appearances. Legal Unit attorneys also appear in significant appellate and other litigation, particularly litigation involving the department's Medical Assistance and Protective Services for Adults Programs, as well as cases involving permanence for foster children. Each of these cases involves extensive preparation and court time.

Despite reorganizations, turnover of department administrative and line staff, and state and federal legislative changes that make recoveries of expenditures more difficult, in addition to its successful Medicaid activities, the Legal Unit continues to be extremely revenue positive. Non-child support collections involving personal injury, property, mortgage, and estate claims for 2018 totaled \$1,410,324.63. Annually, for 2019, Legal Unit non-child support collections are projected to exceed \$967,000. For 2019, child support collections representing recoveries of public assistance expenditures are projected to total an additional \$1.9M. Overall, Legal Unit 2019 collections are anticipated to total over \$2.9M.

The Legal Unit also successfully has taken a leadership role in revenue producing "special endeavors" for Broome County. For example, Broome County's participation in New York State's Medicaid Provider Fraud Demonstration Project. Over 25 audits of local area providers involving over \$50 million in Medicaid claims were audited. Over \$1M in recoveries were obtained through the Legal Unit's Medicaid compliance and other special revenue activities. The Legal Unit also provides significant support for Broome's exemplary welfare fraud program.

In addition to actual monetary collections to reimburse cash welfare and Medicaid programs, the Legal Unit continued to obtain significant Medicaid cost savings through securing court orders requiring private health insurance to pay for health care, prior to Medicaid funds being expended. Legal Unit third party health insurance reimbursement efforts substantially contribute to over \$20 million annual Medicaid savings. These savings facilitate New York State's ability to ease its Medicaid financial burden on counties.

2020 Objectives

- Continue to be revenue positive, through obtaining substantial monetary recoveries to reimburse public assistance and Medicaid expenditures.
- Provide legal counsel to facilitate Social Services' as county's Persons In Need of Supervision (PINS) lead agency, and assure compliance with state mandated juvenile justice reforms, including facilitating legal compliance with juvenile detention reform initiatives to assure Broome County does not exceed NYS' Detention Block Grant funding.
- Maintain compliance with Federal Title IV-E standards, by assuring legally compliant court orders are obtained involving all foster children, thereby facilitating Broome County's continued receipt of substantial federal reimbursement.

Law 11020001
DSS Legal Services

<u>Title of Position</u>	<u>Grade/Unit</u>	2018 <u>Actuals</u>	As of July 5, 2019 Current <u>Authorized</u>	2020 <u>Requested</u>	2020 <u>Recommended</u>
<u>Full-Time Positions</u>					
Deputy County Attorney	AT-5	1	1	1	1
Senior Assistant County Attorney	AT-3	2	2	2	2
Assistant County Attorney II	AT-2	4	4	4	4
Office Manager	16 Admin	1	1	1	1
Paralegal	15 Admin	1	1	2	2
Secretary	14 Admin	2	2	2	2
	Total Full-Time Positions	11	11	12	12
<u>Part-Time Positions</u>					
None					
	Total Part-Time Positions	0	0	0	0
Total Positions		11	11	12	12

BROOME COUNTY GOVERNMENT
 REVENUE AND APPROPRIATION SUMMARY
 BY DEPARTMENT AND DIVISION

FUND: 1010 General Operating
 DEPT: 11000000 Law
 DIV: 02 Law-DSS Legal Unit

Account	2018 Actuals	2019 Budget	2019 YTD Actuals As of 08/30/19	2020 Budget Requested	2020 Budget Recommended
0000002 Departmental Income					
5000313 CHARGEBACKS - D S S	1,094,761	1,156,854	505,534	1,317,473	1,311,343
0000002 Departmental Income Totals	1,094,761	1,156,854	505,534	1,317,473	1,311,343
0000007 Misc Interfund Revenues					
5000545 CREDIT CARD REBATES	51	0	24	0	0
0000007 Misc Interfund Revenues Totals	51	0	24	0	0
Rev Total for Div: 1102	1,094,812	1,156,854	505,558	1,317,473	1,311,343
0000010 Personnel Service					
6001000 SALARIES FULL-TIME	743,711	703,183	458,358	800,779	795,893
6001002 SALARIES TEMPORARY	26,266	12,008	6,591	32,133	32,133
0000010 Personnel Service Totals	769,977	715,191	464,949	832,912	828,026
0000040 Contractual Expenditures					
6004010 BOOKS AND SUBSCRIPTIONS	15,741	13,000	6,731	13,000	13,000
6004012 OFFICE SUPPLIES	1,083	7,932	4,322	7,000	7,000
6004100 POSTAGE AND FREIGHT	266	500	128	500	500
6004105 DUES AND MEMBERSHIPS	1,342	1,600	0	1,600	1,600
6004106 GENERAL OFFICE EXPENSES	0	200	84	200	200
6004137 ADVERTISING AND PROMOTION EXPE	361	500	178	500	500
6004161 TRAVEL HOTEL AND MEALS	2,080	1,700	1,919	1,700	1,700
6004162 EDUCATION AND TRAINING	1,358	1,000	385	1,000	1,000
6004168 OTHER PERSONNEL EXPENSES	230	180	60	180	180
6004536 WITNESS EXPENSES	0	1,500	0	1,500	1,500
6004538 LEGAL CHARGES AND FEES	11,135	12,000	6,853	12,000	12,000
6004541 STENOGRAPHIC SERVICES	0	500	0	500	500
0000040 Contractual Expenditures Totals	33,596	40,612	20,660	39,680	39,680
0000041 Chargeback Expenses					

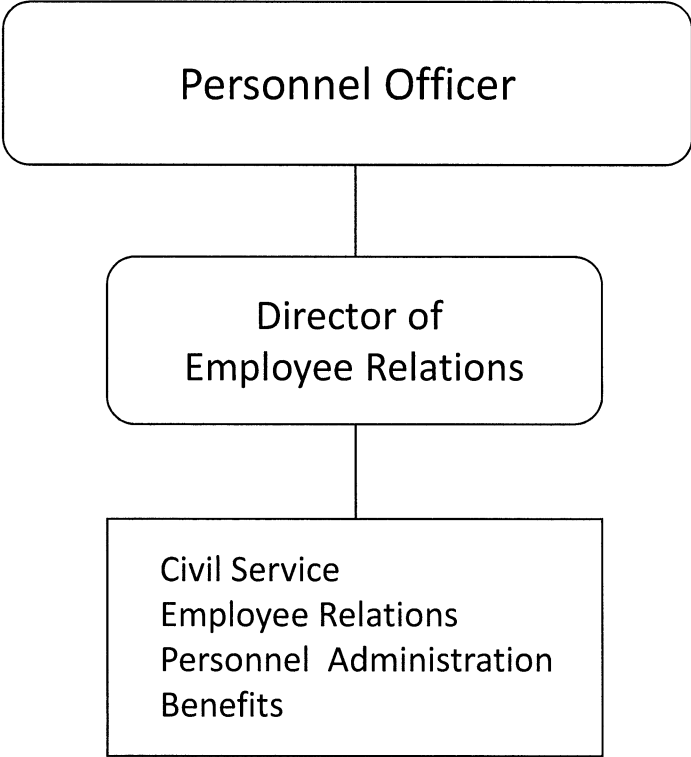
REPORT:BP033

BROOME COUNTY GOVERNMENT
REVENUE AND APPROPRIATION SUMMARY
BY DEPARTMENT AND DIVISION

FUND: 1010 General Operating
DEPT: 11000000 Law
DIV: 02 Law-DSS Legal Unit

Account	2018 Actuals	2019 Budget	2019 YTD Actuals As of 08/30/19	2020 Budget Requested	2020 Budget Recommended
6004602 INSURANCE PREMIUM CHARGEBACK	242	276	138	251	251
6004617 DUPLICATING/PRINTING CHARGEBAC	363	663	0	281	281
6004618 OFFICE SUPPLIES CHARGEBACK	3,290	4,197	1,660	3,124	3,124
0000041 Chargeback Expenses Totals	3,895	5,136	1,798	3,656	3,656
0000080 Employee Benefits					
6008001 STATE RETIREMENT	112,846	118,629	68,001	120,874	120,004
6008002 SOCIAL SECURITY	55,518	57,820	33,523	63,718	63,344
6008004 WORKERS COMPENSATION	3,589	3,130	1,565	3,274	3,274
6008006 LIFE INSURANCE	169	165	58	180	180
6008007 HEALTH INSURANCE	143,724	143,857	84,663	158,122	158,122
6008009 RETIREE HEALTH INSURANCE	44,253	73,246	60,353	95,057	95,057
6008010 DISABILITY INSURANCE	0	0	3	0	0
0000080 Employee Benefits Totals	360,099	396,847	248,166	441,225	439,981
Exp Total for Div: 1102	1,167,567	1,157,786	735,573	1,317,473	1,311,343
Total for Div: 11000000	-72,755	-932	-230,015	0	0
Total for Dept: 11000000	-989,568	-859,875	-859,909	-886,077	-886,077

Department of Personnel



Department of Personnel

Mission Statement

To fairly and equitably administer the provisions of the New York State Civil Service Law and the Broome County Civil Service Rules with respect to the offices and employment in the classified service of 43 Broome County departments and the civil divisions therein, as well as sixteen towns, seven villages, twelve school districts (except Binghamton) the Southern Tier East Regional Board, and the Broome County Soil and Water Conservation District. Labor relations consulting to towns, villages and Binghamton Sewage Treatment Facility is provided as necessary.

The department also administers various human resource functions of county government including employee relations, employee benefits, leaves of absence, record management, recruitment, training, and staff development.

In addition, the department is responsible for the administration of various federal, state and local laws, rules and regulations including the Taylor Law, Fair Labor Standards Act, Affordable Care Act and Family and Medical Leave Act.

Description

The Broome County Department of Personnel is comprised of four functional units as follows:

The Civil Service Administration Unit administers New York State Civil Service Law, and develops and maintains the position classification

plan. This unit also administers competitive examinations, certifies payrolls, reviews applicant qualifications, reviews and approves appointments and personnel changes, oversees state mandated roster card maintenance, certifies civil service eligible lists, develops and maintains county civil service rules, provides advice, counsel and support to appointing authorities in the county, the towns, villages, school districts and special districts, and calculates all lay-offs for the county and the jurisdictions. All civil service functions are mandated by New York State Civil Service Law which forbids charging for any services; however, we can charge exam fees. The state continues to decentralize more exams which is time consuming for our staff. It is the goal of this unit to uphold the standards of merit and fitness in the hiring of all civil service employees, as required by the New York State Constitution. The unit continues to work with Information Technology in automating as much of these processes as possible to provide better service.

The Personnel Administration/Benefits Unit is responsible for the administration of county benefit programs (i.e. health insurance, life insurance, disability insurance, flexible spending accounts and retirement). This unit also administers the central records system (payroll and position control files), unemployment insurance, leaves of absence, is responsible for maintenance and updates of the Personnel Policy and Procedures Manual and Employee Handbook and maintains personnel files and state required roster cards under the guidance of the civil service unit. Other areas of responsibility include monitoring employee performance evaluations, salary and longevity administration, employee assistance program, recruitment, new employee orientation and development and coordination of programs to improve employee productivity and morale such as flu shot programs and coordination of special training requests. Support

is provided to the Director of Employee Relations by developing and producing specialized reports and researching employee histories. The unit ensures compliance with the Family and Medical Leave Act, Affordable Care Act, and COBRA Laws. There is coordination with the New York State Retirement System on special events such as early retirement incentives and seminars. This unit is responsible for the distribution of retirement information from the retirement system to the employees. The unit answers all employee verification requests. It is the goal of this unit to provide information services to the employees, department heads and supervisors of Broome County in an efficient and courteous manner.

The Director of Employee Relations is responsible for negotiating and administering eight collective bargaining agreements. This includes the handling of all grievances, disciplinary matters and improper practices as well as providing advice on topics such as attendance, performance and layoffs. The unit also monitors compliance with and offers guidance on a variety of laws pertaining to the human resource function including the Family and Medical Leave Act, Fair Labor Standards Act and Taylor Law. Issues regarding unemployment benefits, human rights complaints, and Federal Department of Labor and Equal Employment Opportunity Commission (EEOC) complaints are addressed by this unit. The director provides training to supervisors in the areas of discipline and contract administration and attempts to resolve issues in an informal manner. The goal is to work with county and union representatives to prevent potential problems and to resolve problems that do arise. The director seeks outcomes in the best interest of Broome County while also providing a fair and equitable workplace for the employees of Broome County.

In many cases, these outcomes alleviate costly legal expenses from arbitration hearings or other litigation. Numerous conflicts have been resolved in 2019 before they reached the arbitration and/or litigation stage. This continuing cooperative relationship between the county administration and the various employee labor unions has proved to be successful and cost effective to both parties. There are

There have been three anticipated arbitrations scheduled for 2019, one of which has been mutually resolved prior to a third party deciding the outcome for us. There is the potential for additional arbitrations towards the end of 2019 or the beginning of 2020, however the majority of conflicts end up being resolved to the mutual benefit of everyone involved.

Contract negotiations with the Amalgamated Transit Union (ATU) and the Broome County Sheriff's Law Enforcement Union began in 2017 with negotiations with the Sheriff's Law Enforcement Union continuing, quite possibly to the Interest Arbitration stage. Both of those contracts expired on December 31, 2017. The other six bargaining units have contracts which expire on December 31, 2019, and negotiations for each of those contracts began in mid- 2019.

EEOC duties and responsibilities are performed by the Personnel Officer, the Director of Employee Relations and members of the Personnel Administration and Benefits Unit.

The responsibilities of this function include the following:

- Administration of the county affirmative action plan and policies, the Minority/Women's Business Enterprise and disadvantaged Enterprise programs.

Education and training of department heads, managers, and staff to ensure that the county is compliant with federal and state legislation such as the New York State Human Rights Act, Federal Equal Employment Opportunity laws, the Americans with Disabilities Act (ADA), and New York State disability laws.

- Investigation of alleged discrimination, sexual harassment and non-compliant practices related to equal employment opportunity.
- Analysis of county employment processes including testing, hiring policies, training, promotion, to develop outreach and hiring programs to attract protected class candidates to county employment.
- Outreach activities including participation in public forums focusing on public employment opportunities, the civil service process, and application procedures.
- Consultation with county departments, contractors, and project managers to ensure that the County is in compliance with laws, regulations, and contractual agreements with federal and state funding agencies.

2020 Objectives

- Provide in-house guidance and training for county departments in the following areas; General management and supervision skills and defining the impact of Civil Service Law, federal and state labor laws, HIPAA, FMLA, FLSA and collective bargaining agreements on labor relations issues such as employment, discipline, and discharge issues.

- Expand automation of processes
 - Establishment of certification of eligible candidates electronically for all eligible lists.
 - Work with New York State Civil Service to streamline access to exam information.
 - Work with Information Technology to facilitate personnel transactions, including benefit options, to be completed on-line, which was introduced in early 2019.
 - Update website and expand on available material.
 - Continue the electronic forms project with the goal of all Personnel new employee orientations available online in 2020.
- Provide education and training to department staff
 - Identify appropriate training to enhance employee skills and improve efficiency.
 - Utilize New York State Department of Civil Service, NYSAC, and various human resources associations free or low cost training.
- Expand training and education for civil service jurisdictions
 - Updates on civil service requirements.
- Support the county administration efforts to provide labor relations and human resource support services to municipalities throughout the county.
- Support the PeopleSoft Human Resources software, and paperless human resources efforts and to analyze and streamline departmental procedures.

2020 Budget Highlights

- Civil Service Application Fee is revenue from civil service exam fees and estimated to be \$13,500 in 2020.
- Health Care Administration – The Risk and Insurance department is charged for the salary and fringe benefits of the Personnel Assistant position responsible for benefits administration. That revenue shown in Health Care administration is included in the 2020 budget for \$54,639.
- The Risk and Insurance department is charged back for administrative services of the Secretary to the Personnel Officer. This revenue is recorded in Other Departmental Chargeback. The 2020 amount budgeted is \$26,000.
- Reorganization and realignment of duties due to retirements of long-time, valuable staff has presented its challenges. The majority of Personnel staff have many years of experience in the Department and along with this experience much institutional knowledge that is extremely difficult to replace at time of staff retirements. In the previous two years, two long term staff retired resulting in a loss of valuable knowledge and experience. In late 2019, the Personnel Assistant who interfaces with the school districts and towns and villages also retired adding to the loss of valuable talent from the department. This is a critical position that performs oversight responsibilities over the many schools, towns, villages and special districts to ensure Broome County compliance with its obligations to monitor all personnel transactions and certification of payrolls in these jurisdictions.

Personnel 13000001

<u>Title of Position</u>	<u>Grade/Unit</u>	As of			
		2018 <u>Actuals</u>	July 5,2019 <u>Current Authorized</u>	2020 <u>Requested</u>	2020 <u>Recommended</u>
<u>Full-Time Positions</u>					
Personnel Officer	H Admin	1	1	1	1
Director of Employee Relations	E Admin	1	1	1	1
Senior Personnel Associate	18 Admin	2	2	0	0
Senior Personnel Associate 40 hours	18 Admin	0	0	2	2
Secretary to Personnel Officer	14 Admin	1	0	0	0
Personnel Assistant	11 Admin	4	5	0	0
Personnel Assistant 40 hours	11 Admin	0	0	5	5
Keyboard Specialist	9 Admin	1	1	0	0
Keyboard Specialist 40 hours	9 Admin	0	0	1	1
Total Full-Time Positions		10	10	10	10
<u>Part-Time Positions</u>					
Clerk*	7 Admin	0	1	1	1
Total Part-Time Positions		0	1	1	1
Total Positions		10	11	11	11

* One position unfunded in 2018 refunded in 2019

BROOME COUNTY GOVERNMENT
 REVENUE AND APPROPRIATION SUMMARY BY DEPARTMENT

FUND: 1010 General Operating
 DEPT: 13000000 Personnel

Account	2018 Actuals	2019 Budget	2019 YTD Actuals As of 08/30/19	2020 Budget Requested	2020 Budget Recommended
0000002 Departmental Income					
5000204 CIVIL SERVICE APPLICATION FEE	13,215	15,000	12,610	13,500	13,500
5000301 HEALTH CARE ADMINISTRATION	52,185	54,639	0	59,648	59,648
5000333 OTHER DEPARTMENTAL CHARGEBACK	26,000	26,000	0	26,000	26,000
0000002 Departmental Income Total	91,400	95,639	12,610	99,148	99,148
0000007 Misc Interfund Revenues					
5000546 Trust Account Inflows	24,405	0	0	0	0
0000007 Misc Interfund Revenues Total	24,405	0	0	0	0
Rev Totals for Dept: 13000000	115,805	95,639	12,610	99,148	99,148
0000010 Personnel Service					
6001000 SALARIES FULL-TIME	451,375	453,981	272,872	475,048	475,048
6001001 SALARIES PART-TIME	0	12,195	1,706	12,066	12,066
6001002 SALARIES TEMPORARY	4,527	5,500	2,705	6,000	6,000
0000010 Personnel Service Totals	455,902	471,676	277,283	493,114	493,114
0000040 Contractual Expenditures					
6004012 OFFICE SUPPLIES	1,033	1,250	273	2,500	2,500
6004105 DUES AND MEMBERSHIPS	230	400	100	400	400
6004106 GENERAL OFFICE EXPENSES	84	300	0	300	300
6004137 ADVERTISING AND PROMOTION EXPE	3,641	500	69	500	500
6004139 Trust Account Outflows	22,630	0	0	0	0
6004160 MILEAGE AND PARKING-LOCAL	0	100	0	100	100
6004161 TRAVEL HOTEL AND MEALS	696	2,600	1,117	2,600	2,600
6004162 EDUCATION AND TRAINING	325	650	350	650	650
6004163 MANAGEMENT TRAINING PROGRAM	0	100	0	100	100
6004168 OTHER PERSONNEL EXPENSES	0	100	0	100	100
6004169 DAY TRIP MEAL REIMBURSEMENT	30	50	0	50	50
6004196 COPYING MACHINE RENTALS	878	900	146	900	900
6004573 OTHER FEES FOR SERVICES	50	5,000	0	6,000	6,000

REPORT:BP032

BROOME COUNTY GOVERNMENT
REVENUE AND APPROPRIATION SUMMARY BY DEPARTMENT

FUND: 1010 General Operating
DEPT: 13000000 Personnel

Account	2018 Actuals	2019 Budget	2019 YTD Actuals As of 08/30/19	2020 Budget Requested	2020 Budget Recommended
0000040 Contractual Expenditures Totals	29,597	11,950	2,055	14,200	14,200
0000041 Chargeback Expenses					
6004602 INSURANCE PREMIUM CHARGEBACK	412	482	241	407	407
0000041 Chargeback Expenses Totals	412	482	241	407	407
0000080 Employee Benefits					
6008001 STATE RETIREMENT	65,719	69,961	40,705	69,800	69,800
6008002 SOCIAL SECURITY	31,605	36,594	19,133	36,341	36,341
6008004 WORKERS COMPENSATION	2,420	2,115	1,058	2,161	2,161
6008006 LIFE INSURANCE	141	150	50	150	150
6008007 HEALTH INSURANCE	130,455	135,707	81,438	142,497	142,497
6008009 RETIREE HEALTH INSURANCE	91,134	116,237	75,497	134,008	134,008
6008012 EMPLOYEE TUITION REIMBURSEMENT	11,500	12,000	4,000	12,000	12,000
6008013 HEALTH INS - RETIRE INCENTIVE	4,512	0	0	0	0
0000080 Employee Benefits Totals	337,486	372,764	221,881	396,957	396,957
Exp Totals for Dept: 13000000	823,397	856,872	501,460	904,678	904,678
Total for Dept: 13000000	-707,592	-761,233	-488,850	-805,530	-805,530

Public Defender

Public Defender

Legal Representation

- Pretrial
- Criminal Court
- Probation
- Parole
- Appellate
- Drug Law Resentencing
- Counsel at Arraignment
- Sex Offender Risk Assessment
- Specialty Courts
 - Drug/DWI
 - IDV
 - DV
 - Veterans

Investigation

Administration

- Grants Administration

Aid to Defense

- Office of Indigent Legal Services

Public Defender

Mission Statement

To defend all indigent persons accused of crimes and offenses punishable by jail.

Description

The Public Defender provides legal representation to all indigent persons accused of crimes and offenses in Broome County. This office acts as defense counsel from arraignment through trial and all stages of appeal for cases ranging from simple violations to homicides. This involves the full range of investigatory, pretrial, trial and appellate representation required in criminal cases. The office services each of the nineteen Village and Town Justice Courts, the Binghamton City Court, the Broome County Court, and all higher Appellate Courts. Attorneys and Investigators are on call twenty-four hours a day, seven days a week.

2020 Objectives

- Ensure sufficient resources to provide effective constitutionally mandated representation.

2020 Budget Highlights

- Counsel at First Appearance -nights, weekends, holidays.
- Increased caseload due to drug abuse/opioid epidemic and criminal activities associated with such.
- Problem solving courts (e.g. Drug Court/Veterans Court/DWI Court, IDV Court, DV Court).

- Increased caseloads associated with continued deinstitutionalization of individuals with significant mental health issues.
- Sex Offender Risk Assessments (SORA) remain constant as do their appeals with an increase in SORA modification hearings.
- Continued integration of grants from the Office of Indigent Legal Services (OILS) to supplement our operating budget.

Public Defender 14000001

<u>Title of Position</u>	<u>Grade/Unit</u>	As of July 5,2019			
		<u>2018 Actuals</u>	<u>Current Authorized</u>	<u>2020 Requested</u>	<u>2020 Recommended</u>
<u>Full-Time Positions</u>					
Public Defender	AT-6	1	1	1	1
Chief Assistant Public Defender	AT-4	1	1	1	1
Senior Assistant Public Defender	AT-3	3	3	3	3
Assistant Public Defender II	AT-2	3	3	3	3
Assistant Public Defender I	AT-1	3	3	3	3
Chief Investigator - Public Defender	27 Admin	1	1	1	1
Investigator - Public Defender	21 Admin	1	1	1	1
Secretary	13 CSEA	1	1	1	1
Stenographic Secretary	13 CSEA	1	1	1	1
Intake Specialist	11 CSEA	3	3	3	3
Keyboard Specialist	8 CSEA	2	3	3	3
Receptionist Typist	6 CSEA	1	0	0	0
Total Full-Time Positions		21	21	21	21
<u>Part-Time Positions</u>					
Total Part-Time Positions		0	0	0	0
Total Positions		21	21	21	21

REPORT:BP032

BROOME COUNTY GOVERNMENT
REVENUE AND APPROPRIATION SUMMARY BY DEPARTMENT

FUND: 1010 General Operating
DEPT: 14000000 Public Defender

Account	2018 Actuals	2019 Budget	2019 YTD Actuals As of 08/30/19	2020 Budget Requested	2020 Budget Recommended
0000002 Departmental Income					
5000110 PUBLIC DEFENDER SERVICES	12,117	500	363	0	0
0000002 Departmental Income Total	<u>12,117</u>	<u>500</u>	<u>363</u>	<u>0</u>	<u>0</u>
0000007 Misc Interfund Revenues					
5000545 CREDIT CARD REBATES	41	0	52	0	0
0000007 Misc Interfund Revenues Total	<u>41</u>	<u>0</u>	<u>52</u>	<u>0</u>	<u>0</u>
0000008 State Aid					
5000802 INDIGENT PAROLEES	0	8,500	5,157	7,500	7,500
5000818 MAJOR OFFENCE PUBLIC DEFENDER	10,100	10,100	6,662	10,100	10,100
0000008 State Aid Total	<u>10,100</u>	<u>18,600</u>	<u>11,819</u>	<u>17,600</u>	<u>17,600</u>
Rev Totals for Dept: 14000000	<u>22,258</u>	<u>19,100</u>	<u>12,234</u>	<u>17,600</u>	<u>17,600</u>
0000010 Personnel Service					
6001000 SALARIES FULL-TIME	1,062,141	1,290,988	743,051	1,330,482	1,330,482
6001002 SALARIES TEMPORARY	0	0	5,684	0	0
0000010 Personnel Service Totals	<u>1,062,141</u>	<u>1,290,988</u>	<u>748,735</u>	<u>1,330,482</u>	<u>1,330,482</u>
0000040 Contractual Expenditures					
6004010 BOOKS AND SUBSCRIPTIONS	15,640	12,000	16,740	12,000	12,000
6004012 OFFICE SUPPLIES	6,962	10,000	6,729	10,000	10,000
6004021 BLDG MAINTENANCE SUPPLIES	121	0	0	0	0
6004041 PHOTOGRAPHIC SUPPLIES	0	50	0	25	25
6004046 GAS OIL GREASE AND DIESEL FUEL	0	50	0	25	25
6004100 POSTAGE AND FREIGHT	0	150	67	100	100
6004105 DUES AND MEMBERSHIPS	11	100	0	100	100
6004106 GENERAL OFFICE EXPENSES	590	7,500	616	5,200	5,200
6004131 PHOTOGRAPHIC EXPENSES	0	50	0	25	25
6004160 MILEAGE AND PARKING-LOCAL	3,822	14,000	219	14,000	10,000

BROOME COUNTY GOVERNMENT
REVENUE AND APPROPRIATION SUMMARY BY DEPARTMENT

FUND: 1010 General Operating
DEPT: 14000000 Public Defender

Account	2018 Actuals	2019 Budget	2019 YTD Actuals As of 08/30/19	2020 Budget Requested	2020 Budget Recommended
6004161 TRAVEL HOTEL AND MEALS	0	100	0	100	100
6004162 EDUCATION AND TRAINING	50	500	0	250	250
6004168 OTHER PERSONNEL EXPENSES	180	180	145	180	180
6004169 DAY TRIP MEAL REIMBURSEMENT	0	50	0	25	25
6004196 COPYING MACHINE RENTALS	3,555	5,500	3,103	8,100	8,100
6004255 CONTRACTED SERVICES	4,410	12,000	910	12,000	10,000
6004536 WITNESS EXPENSES	1,088	10,000	656	10,000	5,000
6004538 LEGAL CHARGES AND FEES	340	3,000	510	3,000	3,000
6004541 STENOGRAPHIC SERVICES	2,888	3,000	1,375	3,000	3,000
0000040 Contractual Expenditures Totals	39,657	78,230	31,070	78,130	67,130
0000041 Chargeback Expenses					
6004602 INSURANCE PREMIUM CHARGEBACK	4,554	2,725	1,362	2,213	2,213
6004615 GASOLINE CHARGEBACK	721	3,000	376	1,500	1,500
6004616 FLEET SERVICE CHARGEBACK	4,500	4,512	4,512	4,736	4,736
6004626 TRANSPORTATION SERVICES CHARGE	6,142	0	0	0	0
0000041 Chargeback Expenses Totals	15,917	10,237	6,250	8,449	8,449
0000060 Principal on Indebtedness					
6006008 PRINCIPAL ON CAPITAL LEASE	1,269	0	0	0	0
0000060 Principal on Indebtedness Totals	1,269	0	0	0	0
0000070 Interest on Indebtedness					
6007005 INTEREST ON CAPITAL LEASE	185	0	0	0	0
0000070 Interest on Indebtedness Totals	185	0	0	0	0
0000080 Employee Benefits					
6008001 STATE RETIREMENT	156,459	203,188	106,184	201,048	201,048
6008002 SOCIAL SECURITY	77,872	98,758	53,885	101,782	101,782
6008004 WORKERS COMPENSATION	8,082	10,236	5,118	13,559	13,559
6008006 LIFE INSURANCE	260	315	94	315	315
6008007 HEALTH INSURANCE	165,522	247,090	128,198	243,280	243,280
6008009 RETIREE HEALTH INSURANCE	52,128	59,056	43,328	68,658	68,658
6008010 DISABILITY INSURANCE	622	640	435	616	616
6008011 UNEMPLOYMENT INSURANCE	4,419	0	1,525	0	0

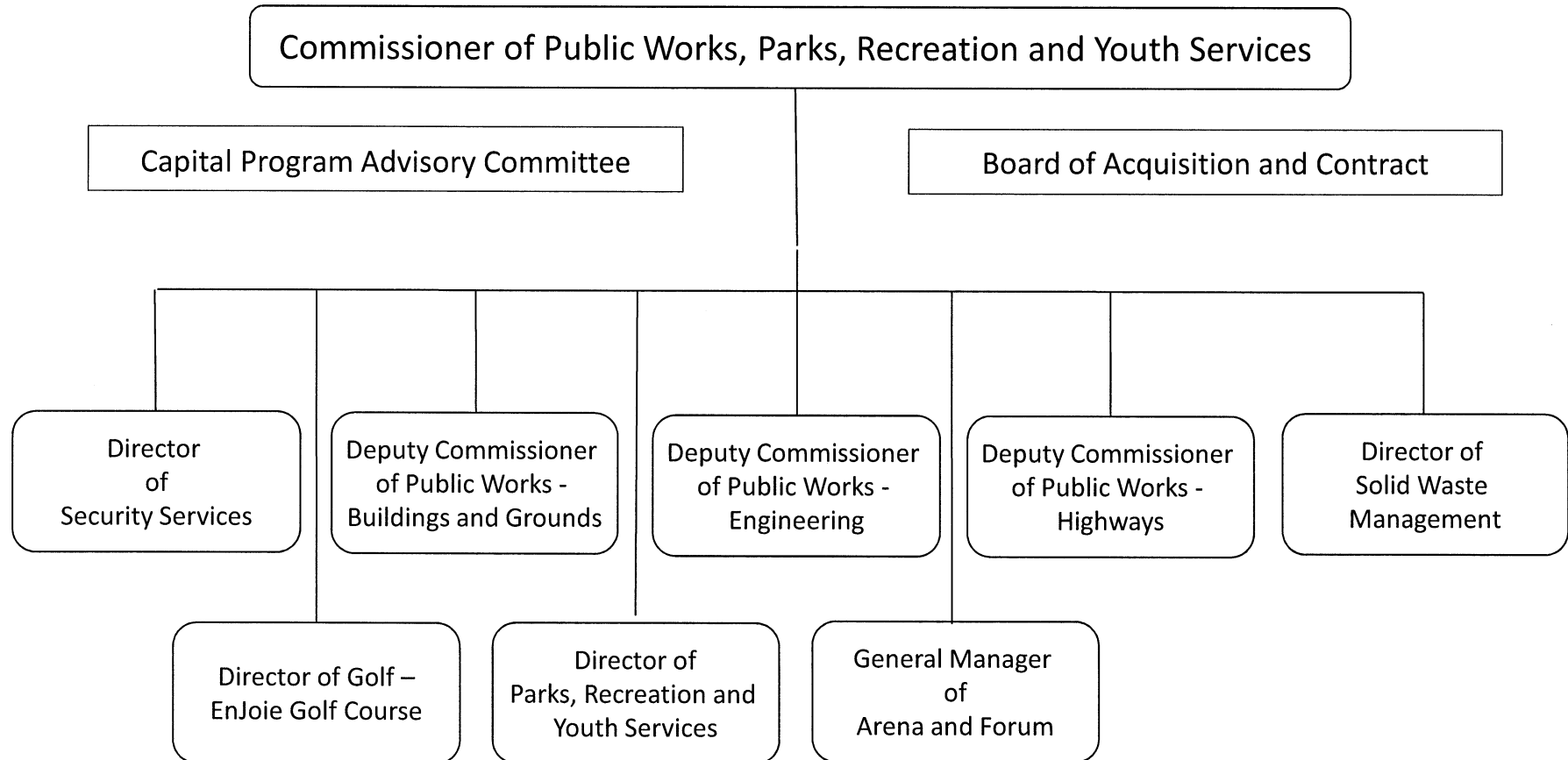
REPORT:BP032

BROOME COUNTY GOVERNMENT
REVENUE AND APPROPRIATION SUMMARY BY DEPARTMENT

FUND: 1010 General Operating
DEPT: 14000000 Public Defender

Account	2018 Actuals	2019 Budget	2019 YTD Actuals As of 08/30/19	2020 Budget Requested	2020 Budget Recommended
0000080 Employee Benefits Totals	465,364	619,283	338,767	629,258	629,258
Exp Totals for Dept: 14000000	1,584,533	1,998,738	1,124,822	2,046,319	2,035,319
Total for Dept: 14000000	-1,562,275	-1,979,638	-1,112,588	-2,028,719	-2,017,719

Public Works, Parks, Recreation and Youth Services



Public Works, Parks, Recreation and Youth Services Administration

Mission Statement

To provide leadership, management, oversight and support to all divisions within the Public Works, Parks, Recreation and Youth Services Department.

Description

Provides general administrative functions to other divisions of the department, including management and leadership support related to coordination between the department divisions and the executive and legislative branches of the county government. This includes support with capital improvement program planning and implementation, as well as division budgeting and support with general administrative needs.

2020 Objectives

- To provide high-quality management of all department divisions with an emphasis on continued first-class service of Public Works functions to both county staff and residents of Broome County.
- To provide efficient and cost-effective guidance and organizational leadership with the primary goal of maintaining and improving the physical attributes of Broome County through good planning and implementation of the county's capital improvement program.

2020 Budget Highlights

- To continue to provide the administrative resources and management support necessary for the Department of Public Works, Parks, Recreation and Youth Services to maintain existing levels of service.

Public Works, Parks, Recreation & Youth Services 15010001
Administration

<u>Title of Position</u>	<u>Grade/Unit</u>	As of			
		<u>2018</u>	<u>Current</u>	<u>2020</u>	<u>2020</u>
		<u>Actuals</u>	<u>Authorized</u>	<u>Requested</u>	<u>Recommended</u>
<u>Full-Time Positions</u>					
Commissioner of Public Works, Parks, Recreation & Youth Services	I Admin	1	1	1	1
Principal Account Clerk *	13 CSEA	0	1	1	1
Total Full-Time Positions		1	2	2	2
<u>Part-Time Positions</u>					
None					
Total Part-Time Positions		0	0	0	0
Total Positions		1	2	2	2

*One position transferred from the Office of Management and Budget in 2019

REPORT:BP033

BROOME COUNTY GOVERNMENT
REVENUE AND APPROPRIATION SUMMARY
BY DEPARTMENT AND DIVISION

FUND: 1010 General Operating
DEPT: 15000000 Public Works
DIV: 01 DPW-Admin

Account	2018 Actuals	2019 Budget	2019 YTD Actuals As of 08/30/19	2020 Budget Requested	2020 Budget Recommended
15000000 Public Works					
0000002 Departmental Income					
5000333 OTHER DEPARTMENTAL CHARGEBACK	64,881	64,881	64,881	67,500	67,500
0000002 Departmental Income Totals	64,881	64,881	64,881	67,500	67,500
 Rev Total for Div: 1501	 64,881	 64,881	 64,881	 67,500	 67,500
 0000010 Personnel Service					
6001000 SALARIES FULL-TIME	89,362	126,163	81,067	130,194	130,194
0000010 Personnel Service Totals	89,362	126,163	81,067	130,194	130,194
 0000040 Contractual Expenditures					
6004012 OFFICE SUPPLIES	0	300	47	300	300
6004162 EDUCATION AND TRAINING	0	1,000	730	1,000	1,000
6004196 COPYING MACHINE RENTALS	993	1,980	354	1,980	1,980
0000040 Contractual Expenditures Totals	993	3,280	1,131	3,280	3,280
 0000041 Chargeback Expenses					
6004602 INSURANCE PREMIUM CHARGEBACK	602	688	344	611	611
0000041 Chargeback Expenses Totals	602	688	344	611	611
 0000060 Principal on Indebtedness					
6006008 PRINCIPAL ON CAPITAL LEASE	605	0	0	0	0
0000060 Principal on Indebtedness Totals	605	0	0	0	0
 0000070 Interest on Indebtedness					
6007005 INTEREST ON CAPITAL LEASE	178	0	0	0	0
0000070 Interest on Indebtedness Totals	178	0	0	0	0

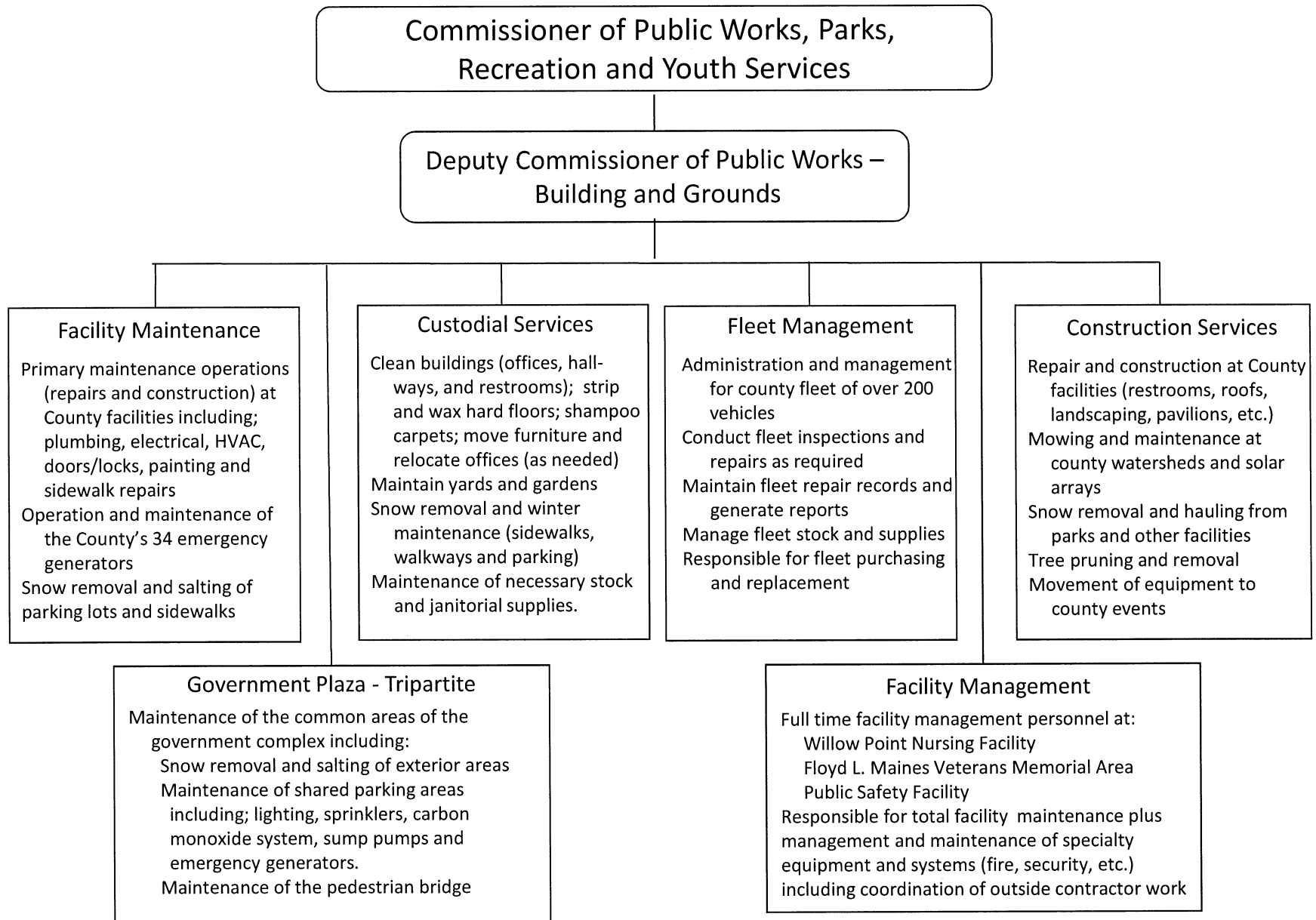
REPORT:BP033

BROOME COUNTY GOVERNMENT
 REVENUE AND APPROPRIATION SUMMARY
 BY DEPARTMENT AND DIVISION

FUND: 1010 General Operating
 DEPT: 15000000 Public Works
 DIV: 01 DPW-Admin

Account	2018 Actuals	2019 Budget	2019 YTD Actuals As of 08/30/19	2020 Budget Requested	2020 Budget Recommended
0000080 Employee Benefits					
6008001 STATE RETIREMENT	15,147	19,827	11,200	20,547	20,547
6008002 SOCIAL SECURITY	6,483	9,651	5,825	9,960	9,960
6008004 WORKERS COMPENSATION	492	485	243	424	424
6008006 LIFE INSURANCE	15	30	11	30	30
6008007 HEALTH INSURANCE	16,568	31,457	14,597	23,523	23,523
6008009 RETIREE HEALTH INSURANCE	59,330	62,297	41,531	65,412	65,412
6008010 DISABILITY INSURANCE	0	80	52	88	88
0000080 Employee Benefits Totals	98,035	123,827	73,459	119,984	119,984
Exp Total for Div: 1501	189,775	253,958	156,001	254,069	254,069
Total for Div: 15000000	-124,894	-189,077	-91,120	-186,569	-186,569

Buildings and Grounds



**Public Works, Parks, Recreation and Youth Services
Buildings and Grounds**

Mission Statement

To provide a diverse range of efficient and cost-effective high-quality services, which will ensure uninterrupted facility utilization while providing an atmosphere of professionalism to both internal and external customers.

Description

Provide primary maintenance operations to the Court House complex, the fleet garage, George Harvey Justice Building, Edwin L. Crawford County Office Building, public safety facility, dog shelter, and Intermodal facility.

Provide secondary maintenance operations to the Binghamton Regional Airport, Library, Arena, Forum, Health Department, Public Transportation, Social Services, Department of Motor Vehicles, and Willow Point Nursing Home.

Provide primary maintenance operations of the Governmental Plaza under the tripartite agreement.

2020 Objectives

- Provide a pleasant, safe, and healthy environment for Broome County employees and external customers.
- To minimize risk to county employees and residents from natural and man-made disasters.
- To maximize facility assets by minimizing equipment failure.

2020 Budget Highlights

- Maintain physical betterments of county in a cost-effective manner.
- Assist other department divisions utilizing part-time labor.

Public Works,Parks, Recreation and Youth Services 15020101
Buildings and Grounds

<u>Title of Position</u>	<u>Grade/Unit</u>	2018 <u>Actuals</u>	As of July 5,2019 <u>Current Authorized</u>	2020 <u>Requested</u>	2020 <u>Recommended</u>
<u>Full-Time Positions</u>					
Deputy Commissioner of Public Works,Parks, Recreation and Youth Services/Buildings and Grounds	F Admin	1	1	1	1
Facilities Manager	22 BAPA	4	4	4	4
Park Operations Manager	AFSCME	1	1	1	1
Electrician	AFSCME	2	2	2	2
Senior Maintenance Mechanic	AFSCME	10	10	10	10
Stationary Engineer	AFSCME	2	2	2	2
Construction Worker	AFSCME	3	3	3	3
HVAC Systems Technician III	AFSCME	4	4	4	4
Custodial Supervisor	AFSCME	1	1	1	1
Custodial Worker	AFSCME	13	13	13	13
Total Full-Time Positions		41	41	41	41
<u>Part-Time Positions</u>					
None					
Total Part-Time Positions		0	0	0	0
Total Positions		41	41	41	41

BROOME COUNTY GOVERNMENT
 REVENUE AND APPROPRIATION SUMMARY
 BY DEPARTMENT AND DIVISION

FUND: 1010 General Operating
 DEPT: 15000000 Public Works
 DIV: 02 DPW-Bldgs/Grounds

Account	2018 Actuals	2019 Budget	2019 YTD Actuals As of 08/30/19	2020 Budget Requested	2020 Budget Recommended
0000002 Departmental Income					
5000186 REIMBURSEMENT - GOVERNMENT PLA	134,404	169,000	54,047	169,000	169,000
5000302 BUILDING SERVICE CHARGEBACKS	376,568	421,829	191,724	431,135	431,135
5000312 RENTAL CHARGEBACKS	26,982	51,102	0	30,924	30,924
5000426 MISCELLANEOUS	38	0	0	0	0
0000002 Departmental Income Totals	537,992	641,931	245,771	631,059	631,059
0000006 Sale of Prop and Comp for Loss					
5000510 SALE OF SCRAP & EXCESS MATERIA	4,996	9,000	1,486	2,000	2,000
0000006 Sale of Prop and Comp for Loss Totals	4,996	9,000	1,486	2,000	2,000
0000007 Misc Interfund Revenues					
5000533 UNCLASSIFIED REVENUES	1,500	2,000	0	1,500	1,500
5000534 TRANSFER FROM INSURANCE RESERV	19,943	66	1,554	0	0
5000545 CREDIT CARD REBATES	746	0	322	0	0
0000007 Misc Interfund Revenues Totals	22,189	2,066	1,876	1,500	1,500
0000008 State Aid					
5000809 STATE AID - COURT FACILITIES	474,485	430,000	0	430,000	430,000
0000008 State Aid Totals	474,485	430,000	0	430,000	430,000
Rev Total for Div: 1502	1,039,662	1,082,997	249,133	1,064,559	1,064,559
0000010 Personnel Service					
6001000 SALARIES FULL-TIME	1,946,414	1,996,190	1,268,903	2,049,653	2,049,653
6001002 SALARIES TEMPORARY	279,827	300,000	172,255	300,000	300,000
6001003 SALARIES OVERTIME	65,446	65,000	39,092	70,000	70,000
6001004 SALARIES SHIFT DIFFERENTIAL	6,245	5,000	4,129	6,000	6,000
6001006 OUT OF TITLE PAY	5,598	4,000	2,990	4,000	4,000
6001008 STAND-BY PAY	1,330	1,000	560	1,000	1,000
6001009 OTHER PERSONNEL SERVICES	9,925	9,750	9,425	10,000	10,000

REPORT:BP033

BROOME COUNTY GOVERNMENT
REVENUE AND APPROPRIATION SUMMARY
BY DEPARTMENT AND DIVISION

FUND: 1010 General Operating
DEPT: 15000000 Public Works
DIV: 02 DPW-Bldgs/Grounds

Account	2018 Actuals	2019 Budget	2019 YTD Actuals As of 08/30/19	2020 Budget Requested	2020 Budget Recommended
0000010 Personnel Service Totals	2,314,785	2,380,940	1,497,354	2,440,653	2,440,653
0000020 Equipment and Capital Outlay					
6002603 DPW BUILDING AND GROUNDS EQUIP	0	30,557	30,557	0	0
0000020 Equipment and Capital Outlay Totals	0	30,557	30,557	0	0
0000040 Contractual Expenditures					
6004004 MATERIAL & SUPPLIES-OTHER	105	0	17,254	500	500
6004005 SNOW REMOVAL MATERIALS & SUPPL	12,858	13,252	11,678	14,500	14,500
6004006 GARAGE & SHOP OPERATIONAL SUPP	0	0	677	800	800
6004010 BOOKS AND SUBSCRIPTIONS	288	400	365	500	500
6004012 OFFICE SUPPLIES	5,296	1,100	667	1,200	1,200
6004021 BLDG MAINTENANCE SUPPLIES	59,303	85,559	29,679	57,500	57,500
6004022 FUEL AND HEATING SUPPLIES	275,471	311,000	166,206	301,000	301,000
6004023 BLDG AND GROUNDS SUPPLIES	56,819	79,842	56,598	74,000	74,000
6004040 MOTOR EQUIPMENT SUPPLIES	16	1,000	4,758	10,000	10,000
6004046 GAS OIL GREASE AND DIESEL FUEL	3,164	8,000	3,407	6,000	6,000
6004047 TIRES AND TUBES	0	500	4,715	6,000	6,000
6004048 MISC OPERATIONAL SUPPLIES	69,000	55,500	99,896	176,000	166,000
6004052 UNIFORMS	5,125	2,000	1,709	2,500	2,500
6004054 SAFETY SUPPLIES	4,588	8,500	9,419	10,000	10,000
6004056 COMPUTER EQUIPMENT(NON CAPITAL	5,490	0	0	0	0
6004073 SUBSCRIPTIONS	144	0	18	0	0
6004100 POSTAGE AND FREIGHT	242	100	60	100	100
6004105 DUES AND MEMBERSHIPS	0	100	300	100	100
6004110 DPW BUILDING SERVICE EXPENSES	150	0	0	0	0
6004112 BLDG GROUNDS AND EQUIP REPAIR	7,964	50,000	8,372	25,000	25,000
6004113 WATER AND SEWAGE CHARGES	261,137	301,000	131,875	284,000	281,000
6004115 ELECTRIC CURRENT	705,577	620,000	392,134	695,000	675,000
6004117 BUILDING AND GROUNDS EXPENSES	343,481	285,240	208,575	294,000	294,000
6004130 MOTOR EQUIP REPAIRS AND MAINT	1,493	0	0	0	0
6004133 UNIFORM AND CLOTHING ALLOWANCE	0	0	270	10,000	10,000
6004136 OPERATIONAL EQUIPMENT REPAIRS	0	0	124	0	0
6004138 OTHER OPERATIONAL EXPENSES	32,294	69,752	15,100	40,000	40,000
6004147 OTHER PROGRAM EXPENSE	0	0	111	0	0
6004161 TRAVEL HOTEL AND MEALS	0	3,000	0	1,000	1,000
6004162 EDUCATION AND TRAINING	1,743	5,000	1,320	5,000	5,000
6004168 OTHER PERSONNEL EXPENSES	324	0	0	0	0
6004191 OUTSIDE RENTALS-MACHINERY	690	0	433	3,000	3,000

BROOME COUNTY GOVERNMENT
 REVENUE AND APPROPRIATION SUMMARY
 BY DEPARTMENT AND DIVISION

FUND: 1010 General Operating
 DEPT: 15000000 Public Works
 DIV: 02 DPW-Bldgs/Grounds

Account	2018 Actuals	2019 Budget	2019 YTD Actuals As of 08/30/19	2020 Budget Requested	2020 Budget Recommended
6004192 SOFTWARE MAINTENANCE	8,874	0	13,398	0	0
6004196 COPYING MACHINE RENTALS	625	500	1,454	2,000	2,000
6004200 PROPERTY LOSS	18,686	0	1,199	0	0
6004203 INSURANCE CLAIMS	1,114	66	498	0	0
6004256 SERVICES	154	0	0	0	0
6004572 ENGINEERING AND ARCHITECTURAL	0	3,500	0	3,500	3,500
6004573 OTHER FEES FOR SERVICES	0	0	431	0	0
0000040 Contractual Expenditures Totals	1,882,215	1,904,911	1,182,700	2,023,200	1,990,200
0000041 Chargeback Expenses					
6004602 INSURANCE PREMIUM CHARGEBACK	33,756	38,555	19,277	34,765	34,765
6004604 DPW SECURITY CHARGEBACKS	100,484	102,862	51,431	107,055	107,055
6004614 OTHER CHARGEBACK EXPENSES	3,926	8,500	3,118	8,500	8,500
6004615 GASOLINE CHARGEBACK	39,305	53,400	20,725	59,400	59,400
6004616 FLEET SERVICE CHARGEBACK	65,250	76,704	76,704	75,776	75,776
6004619 BUILDING SERVICE CHARGEBACK	13,362	20,000	5,451	20,000	20,000
6004626 TRANSPORTATION SERVICES CHARGE	91,025	52,831	52,831	64,886	64,886
0000041 Chargeback Expenses Totals	347,108	352,852	229,537	370,382	370,382
0000060 Principal on Indebtedness					
6006008 PRINCIPAL ON CAPITAL LEASE	4,120	0	0	0	0
0000060 Principal on Indebtedness Totals	4,120	0	0	0	0
0000070 Interest on Indebtedness					
6007005 INTEREST ON CAPITAL LEASE	880	0	0	0	0
0000070 Interest on Indebtedness Totals	880	0	0	0	0
0000080 Employee Benefits					
6008001 STATE RETIREMENT	330,000	339,836	209,679	346,859	346,859
6008002 SOCIAL SECURITY	167,497	181,875	108,188	209,324	209,324
6008004 WORKERS COMPENSATION	79,516	93,420	46,710	157,545	157,545
6008006 LIFE INSURANCE	605	615	219	615	615
6008007 HEALTH INSURANCE	413,939	450,827	276,591	464,511	464,511
6008009 RETIREE HEALTH INSURANCE	353,795	387,573	275,364	437,027	437,027
6008011 UNEMPLOYMENT INSURANCE	1,511	0	0	0	0

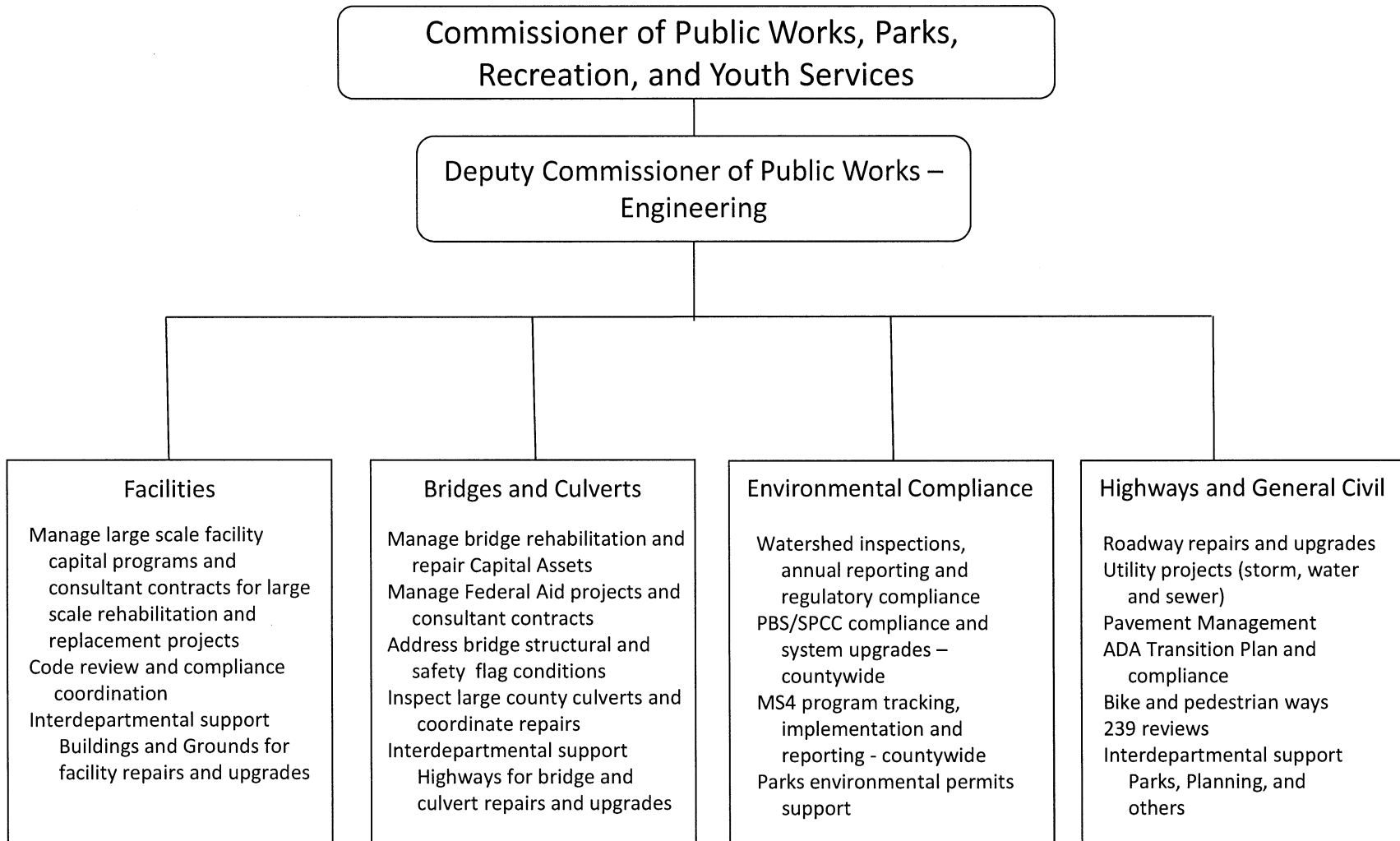
REPORT:BP033

BROOME COUNTY GOVERNMENT
REVENUE AND APPROPRIATION SUMMARY
BY DEPARTMENT AND DIVISION

FUND: 1010 General Operating
DEPT: 15000000 Public Works
DIV: 02 DPW-Bldgs/Grounds

Account	2018 Actuals	2019 Budget	2019 YTD Actuals As of 08/30/19	2020 Budget Requested	2020 Budget Recommended
6008013 HEALTH INS - RETIRE INCENTIVE	2,100	0	0	0	0
0000080 Employee Benefits Totals	1,348,963	1,454,146	916,751	1,615,881	1,615,881
Exp Total for Div: 1502	5,898,071	6,123,406	3,856,899	6,450,116	6,417,116
Total for Div: 15000000	-4,858,409	-5,040,409	-3,607,766	-5,385,557	-5,352,557

Engineering



Public Works, Parks, Recreation and Youth Services Engineering

Mission Statement

To provide quality engineering design, support, and project management services required to maintain county infrastructure including roadways, bridges, culverts, parks, and county buildings and facilities; to provide technical support to other Public Works divisions and county departments; and to serve the residents of Broome County.

Description

As a primary unit of the Broome County Department of Public Works, with a principal goal of providing quality engineering services in support of maintaining and upgrading the County's infrastructure (parks, bridges, culverts, roadways, and buildings/facilities). The division accomplishes this mission as follows:

- Implementation and management of projects assigned by the Commissioner of Public Works in conjunction with the Capital Improvement Program identified and approved by the County Legislature;
- Taking the lead in maintenance, repair, and rehabilitation projects related to county bridges and large culverts including design and construction monitoring of bridge and culvert repairs to address structural flags and/or deficiencies;
- Providing engineering support to other units within Public Works as well as to other Departments within the Broome County Government;
- Providing a myriad of other infrastructure and County-wide program management and support functions such as annual

monitoring and inspection of the county's dams/watersheds, and petroleum bulk storage facilities, and managing and overseeing the county's MS4 program and ADA compliance program.

2020 Objectives

The Engineering Division is committed to furnishing engineering services to Broome County in an efficient and cost-effective manner. We strive for engineering excellence and professional staff development. Our long-range objectives include:

- To deliver cost effective service that is timely and responsive to all county-wide departmental and public needs within the limits of the resources available.
- To work in unison with all county departments regarding their maintenance needs and capital improvement programs and to assist in their efforts to develop infrastructure inventory, and repair/upgrade plans.
- To advance the development of a multi-functional engineering division with a multi-disciplined staff, and to promote high technical standards, encourage leadership, and foster career development among existing staff.
- To advance the goal of mapping all county infrastructure using GPS, and to create a geographical information system catalog of this information for use by the DPW.

2020 Budget Highlights

- To maintain current levels of engineering service to the County within the existing financial constraints and limited resources.

Public Works, Parks, Recreation and Youth Services 15030001
Engineering

<u>Title of Position</u>	<u>Grade/Unit</u>	2018 <u>Actuals</u>	As of July 5,2019 Current <u>Authorized</u>	2020 <u>Requested</u>	2020 <u>Recommended</u>
<u>Full-Time Positions</u>					
Deputy Commissioner of Public Works,Parks, Recreation and Youth Services/Engineering*	H Admin	1	1	1	1
Engineer III **	28 BAPA	2	2	2	2
Engineer II ***	24 CSEA	4	4	4	4
Engineer I ****	21 CSEA	2	1	1	1
Assistant Engineer	17 CSEA	2	3	3	3
Total Full-Time Positions		11	11	11	11
<u>Part-Time Positions</u>					
None					
Total Part-Time Positions		0	0	0	0
Total Positions		11	11	11	11

* One position unfunded since 2018

** One position unfunded in 2018 re-funded in 2020

*** One position unfunded in 2020

**** One position unfunded since 2011 abolished in 2019

REPORT:BP033

BROOME COUNTY GOVERNMENT
 REVENUE AND APPROPRIATION SUMMARY
 BY DEPARTMENT AND DIVISION

FUND: 1010 General Operating
 DEPT: 15000000 Public Works
 DIV: 03 DPW-Engineering

Account	2018 Actuals	2019 Budget	2019 YTD Actuals As of 08/30/19	2020 Budget Requested	2020 Budget Recommended
0000007 Misc Interfund Revenues					
5000545 CREDIT CARD REBATES	34	0	5	0	0
0000007 Misc Interfund Revenues Totals	34	0	5	0	0
0000008 State Aid					
5000808 OTHER STATE AID	0	0	22,528	0	0
0000008 State Aid Totals	0	0	22,528	0	0
0000009 Federal Aid					
5000901 FEDERAL AID - OTHER	35,039	0	12,802	0	0
5000922 OTHER FEDERAL AID	5,186	76,000	0	69,000	69,000
0000009 Federal Aid Totals	40,225	76,000	12,802	69,000	69,000
Rev Total for Div: 1503	40,259	76,000	35,335	69,000	69,000
0000010 Personnel Service					
6001000 SALARIES FULL-TIME	463,170	541,909	319,661	574,283	574,283
6001002 SALARIES TEMPORARY	14,063	10,525	21,021	17,078	17,078
6001003 SALARIES OVERTIME	2,717	6,750	1,757	6,750	6,750
0000010 Personnel Service Totals	479,950	559,184	342,439	598,111	598,111
0000040 Contractual Expenditures					
6004010 BOOKS AND SUBSCRIPTIONS	299	400	0	400	400
6004011 DUPLICATING AND PRINTING RM SU	0	480	0	480	480
6004012 OFFICE SUPPLIES	276	960	515	960	960
6004042 ENGINEERING SUPPLIES	770	2,600	2,266	2,600	1,600
6004048 MISC OPERATIONAL SUPPLIES	0	0	85	0	0
6004054 SAFETY SUPPLIES	471	1,000	240	1,000	1,000
6004055 COMPUTER SOFTWARE AND SUPPLIES	305	0	0	0	0
6004100 POSTAGE AND FREIGHT	82	50	0	50	50
6004105 DUES AND MEMBERSHIPS	175	200	0	200	200

BROOME COUNTY GOVERNMENT
 REVENUE AND APPROPRIATION SUMMARY
 BY DEPARTMENT AND DIVISION

FUND: 1010 General Operating
 DEPT: 15000000 Public Works
 DIV: 03 DPW-Engineering

Account	2018 Actuals	2019 Budget	2019 YTD Actuals As of 08/30/19	2020 Budget Requested	2020 Budget Recommended
6004137 ADVERTISING AND PROMOTION EXPE	908	1,200	708	1,200	1,200
6004138 OTHER OPERATIONAL EXPENSES	0	500	0	500	500
6004162 EDUCATION AND TRAINING	835	2,200	174	2,200	2,200
6004196 COPYING MACHINE RENTALS	321	1,620	547	1,620	1,620
0000040 Contractual Expenditures Totals	4,442	11,210	4,535	11,210	10,210
0000041 Chargeback Expenses					
6004615 GASOLINE CHARGEBACK	3,248	6,000	2,170	6,000	6,000
6004616 FLEET SERVICE CHARGEBACK	9,000	9,024	9,024	9,472	9,472
6004626 TRANSPORTATION SERVICES CHARGE	0	0	0	9,528	9,528
0000041 Chargeback Expenses Totals	12,248	15,024	11,194	25,000	25,000
0000060 Principal on Indebtedness					
6006008 PRINCIPAL ON CAPITAL LEASE	907	0	0	0	0
0000060 Principal on Indebtedness Totals	907	0	0	0	0
0000070 Interest on Indebtedness					
6007005 INTEREST ON CAPITAL LEASE	266	0	0	0	0
0000070 Interest on Indebtedness Totals	266	0	0	0	0
0000080 Employee Benefits					
6008001 STATE RETIREMENT	71,248	84,054	46,473	89,890	89,890
6008002 SOCIAL SECURITY	34,328	43,227	24,590	45,754	45,754
6008004 WORKERS COMPENSATION	3,416	3,010	1,505	2,989	2,989
6008006 LIFE INSURANCE	102	135	42	135	135
6008007 HEALTH INSURANCE	76,496	97,157	52,350	97,116	97,116
6008009 RETIREE HEALTH INSURANCE	228,315	231,880	152,689	240,416	240,416
6008010 DISABILITY INSURANCE	436	560	340	704	704
6008013 HEALTH INS - RETIRE INCENTIVE	1,219	0	0	0	0
0000080 Employee Benefits Totals	415,560	460,023	277,989	477,004	477,004
Exp Total for Div: 1503	913,373	1,045,441	636,157	1,111,325	1,110,325

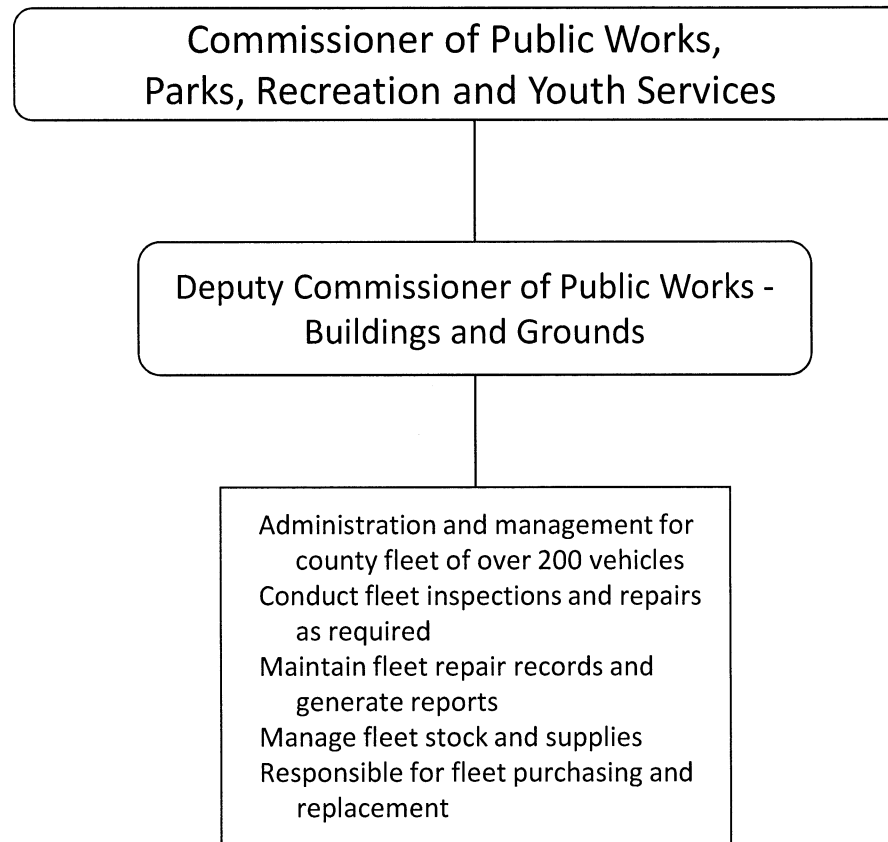
REPORT:BP033

BROOME COUNTY GOVERNMENT
REVENUE AND APPROPRIATION SUMMARY
BY DEPARTMENT AND DIVISION

FUND: 1010 General Operating
DEPT: 15000000 Public Works
DIV: 03 DPW-Engineering

Account	2018 Actuals	2019 Budget	2019 YTD Actuals As of 08/30/19	2020 Budget Requested	2020 Budget Recommended
Total for Div: 15000000	-873,114	-969,441	-600,822	-1,042,325	-1,041,325
Total for Dept: 15000000	-5,856,417	-6,198,927	-4,299,708	-6,614,451	-6,580,451

Fleet Management



**Public Works, Parks, Recreation and Youth Services
Fleet Management**

Mission Statement

To provide and maintain a fleet of vehicles that will meet the needs of the individual departments with respect to safety, efficiency, and ease of operation.

Description

Maintain the fleet vehicles from purchase to disposal in accordance with the established Broome County Fleet Management Vehicle Replacement Policy/Program. Vehicles are purchased per state contract prices and are serviced and inspected for safety. Vehicles are disposed of when replacement funds become available through the capital improvement program.

2020 Objectives

- To continue to provide service to vehicles at a cost less than \$.55 per mile.
- To develop a newer more fuel-efficient fleet.
- To continue to purchase new vehicles to meet criteria on alternatively fueled vehicles.
- To reduce the incident ratio on repairs to vehicles.

2020 Budget Highlights

- Maintain a fleet of safe vehicles cost effectively.
- Purchase fuel efficient vehicles to contain costs.

Public Works, Parks, Recreation and Youth Services 09000001
 Fleet Management

<u>Title of Position</u>	<u>Grade/Unit</u>	2018 <u>Actuals</u>	As of July 5, 2019 Current <u>Authorized</u>	2020 <u>Requested</u>	2020 <u>Recommended</u>
<u>Full-Time Positions</u>					
Automotive Mechanic	13 CSEA	3	3	3	3
Total Full-Time Positions		3	3	3	3
<u>Part-Time Positions</u>					
None					
Total Part-Time Positions		0	0	0	0
Total Positions		3	3	3	3

REPORT:BP032

BROOME COUNTY GOVERNMENT
REVENUE AND APPROPRIATION SUMMARY BY DEPARTMENT

FUND: 2070 Fleet Operating
DEPT: 09000000 Fleet Management

Account	2018 Actuals	2019 Budget	2019 YTD Actuals As of 08/30/19	2020 Budget Requested	2020 Budget Recommended
0000002 Departmental Income					
5000189 OTHER LOCAL GOVERNMENTS	42,908	48,000	19,128	47,100	47,100
5000229 BCC CHARGES	11,809	16,500	5,736	16,500	16,500
5000303 CHARGES FOR USE OF COUNTY CAR	252,416	205,812	205,812	265,561	265,561
5000304 CHARGES FOR GAS	334,172	502,050	143,270	478,500	478,500
5000326 CHARGEBACKS-MOTOR VEH SERVICE	447,750	466,992	466,992	492,544	492,544
0000002 Departmental Income Total	1,089,055	1,239,354	840,938	1,300,205	1,300,205
0000003 Use of Money					
5000451 INTEREST AND EARNINGS	2,491	100	1,726	1,500	1,500
0000003 Use of Money Total	2,491	100	1,726	1,500	1,500
0000006 Sale of Prop and Comp for Loss					
5000518 SALE OF EQUIPMENT	13,874	0	0	0	0
0000006 Sale of Prop and Comp for Loss Total	13,874	0	0	0	0
0000007 Misc Interfund Revenues					
5000532 PREMIUM & ACCRUED INT ON OBLIG	6,581	0	4,565	0	0
5000534 TRANSFER FROM INSURANCE RESERV	260	0	150	0	0
5000540 GAIN FROM DISPOSITION OF ASSET	400	0	0	0	0
5000570 EARNINGS ON TEMPORARY INVESTME	325	0	0	0	0
0000007 Misc Interfund Revenues Total	7,566	0	4,715	0	0
0000009 Federal Aid					
5000952 ARRA DEBT REIMBURSEMENT	2,082	2,080	603	1,917	1,917
0000009 Federal Aid Total	2,082	2,080	603	1,917	1,917
Rev Totals for Dept: 09000000	1,115,068	1,241,534	847,982	1,303,622	1,303,622

REPORT:BP032

BROOME COUNTY GOVERNMENT
 REVENUE AND APPROPRIATION SUMMARY BY DEPARTMENT

FUND: 2070 Fleet Operating
 DEPT: 09000000 Fleet Management

Account	2018 Actuals	2019 Budget	2019 YTD Actuals As of 08/30/19	2020 Budget Requested	2020 Budget Recommended
0000010 Personnel Service					
6001000 SALARIES FULL-TIME	153,804	143,241	78,552	146,938	146,938
6001003 SALARIES OVERTIME	1,761	2,000	932	2,000	2,000
6001006 OUT OF TITLE PAY	178	300	78	300	300
0000010 Personnel Service Totals	155,743	145,541	79,562	149,238	149,238
0000040 Contractual Expenditures					
6004006 GARAGE & SHOP OPERATIONAL SUPP	0	0	14,496	0	0
6004012 OFFICE SUPPLIES	69	249	0	0	0
6004020 DPW BLDG SERVICE SUPPLIES	119	0	0	0	0
6004021 BLDG MAINTENANCE SUPPLIES	574	0	78	0	0
6004040 MOTOR EQUIPMENT SUPPLIES	62,945	65,000	27,061	63,000	63,000
6004046 GAS OIL GREASE AND DIESEL FUEL	375,645	566,550	210,804	550,000	550,000
6004047 TIRES AND TUBES	14,749	40,000	2,864	25,000	25,000
6004048 MISC OPERATIONAL SUPPLIES	1,954	500	26,217	36,000	36,000
6004054 SAFETY SUPPLIES	0	1,000	0	1,000	1,000
6004055 COMPUTER SOFTWARE AND SUPPLIES	999	1,000	0	1,000	1,000
6004117 BUILDING AND GROUNDS EXPENSES	0	500	5,217	9,000	9,000
6004130 MOTOR EQUIP REPAIRS AND MAINT	14,155	10,000	3,401	10,000	10,000
6004138 OTHER OPERATIONAL EXPENSES	3,498	8,000	1,176	6,000	6,000
6004162 EDUCATION AND TRAINING	398	500	0	500	500
6004200 PROPERTY LOSS	260	0	150	0	0
6004504 OTHER FINANCIAL SERVICES	160	146	45	126	126
0000040 Contractual Expenditures Totals	475,525	693,445	291,509	701,626	701,626
0000041 Chargeback Expenses					
6004601 INDIRECT COSTS	27,089	23,970	0	29,086	29,086
6004602 INSURANCE PREMIUM CHARGEBACK	1,227	1,373	686	1,301	1,301
6004606 TELEPHONE BILLING ACCOUNT	752	1,114	0	1,162	1,162
6004609 DATA PROCESSING CHARGEBACKS	14,762	16,069	0	19,339	19,339
6004615 GASOLINE CHARGEBACK	1,494	3,000	1,143	4,500	4,500
0000041 Chargeback Expenses Totals	45,324	45,526	1,829	55,388	55,388
0000042 Depreciation					
6004804 DEPRECIATION - MOTOR VEHICLES	295,915	0	0	0	0
6004805 DEPRECIATION - MACHINERY & EQU	1,344	0	0	0	0

REPORT:BP032

BROOME COUNTY GOVERNMENT
REVENUE AND APPROPRIATION SUMMARY BY DEPARTMENT

FUND: 2070 Fleet Operating
DEPT: 09000000 Fleet Management

Account	2018 Actuals	2019 Budget	2019 YTD Actuals As of 08/30/19	2020 Budget Requested	2020 Budget Recommended
0000042 Depreciation Totals	297,259	0	0	0	0
0000060 Principal on Indebtedness					
6006000 PRINCIPAL ON SERIAL BONDS	0	17,576	0	18,668	18,668
6006001 PRINCIPAL ON BANS	0	267,912	0	252,914	252,914
0000060 Principal on Indebtedness Totals	0	285,488	0	271,582	271,582
0000070 Interest on Indebtedness					
6007000 INTEREST ON SERIAL BONDS	8,146	7,466	2,280	6,530	6,530
6007001 INTEREST ON BANS	15,148	19,261	6,491	15,603	15,603
0000070 Interest on Indebtedness Totals	23,294	26,727	8,771	22,133	22,133
0000080 Employee Benefits					
6008001 STATE RETIREMENT	23,028	25,403	15,373	26,498	26,498
6008002 SOCIAL SECURITY	11,292	11,004	5,682	11,386	11,386
6008004 WORKERS COMPENSATION	1,287	1,530	765	1,608	1,608
6008005 WORKERS COMP LT LIABILITY	-9,448	0	0	0	0
6008006 LIFE INSURANCE	45	45	16	45	45
6008007 HEALTH INSURANCE	28,506	30,088	18,564	31,593	31,593
6008008 CHANGE IN OPEB LIABILITY	13,226	0	0	0	0
6008009 RETIREE HEALTH INSURANCE	23,968	25,167	16,778	26,425	26,425
6008010 DISABILITY INSURANCE	262	261	155	264	264
0000080 Employee Benefits Totals	92,166	93,498	57,333	97,819	97,819
Exp Totals for Dept: 09000000	1,089,311	1,290,225	439,004	1,297,786	1,297,786
Total for Dept: 09000000	25,757	-48,691	408,978	5,836	5,836

P u r c h a s i n g

Director of Purchasing

Procurement
Board of Acquisition and Contract Support
Letter contracts
Multi-municipal contract development
Annual Surplus Auction
Bid and Request For Proposal specification
development
General Contract Administration
Supervision and Implementation of the
Competitive Bid Process
Procurement Card Program

Purchasing

Mission Statement

To provide quality service through effective teamwork and communication with county departments, political subdivisions, state agencies and vendors in a commitment to obtain the desired goods and services at the lowest possible cost in a professional, ethical, responsible, and responsive/timely manner in accordance with county and state municipal laws.

Description

The Division of Purchasing is responsible, in whole or part for:

- The cost-efficient procurement of approximately 386 million dollars of supplies, materials, equipment, and services for Broome County Government.
- Establishment of County purchasing standards.
- Supervision and implementation of the competitive bidding process.
- Review, preparation and publication of solicitation specifications.
- Publication of legal notices for solicitations
- Award Notifications
- Processing of Letter Contracts, Board of Acquisition and Contract (BAC) requests and processing approximately 5,000 purchase orders.
- General contract administration including issuance of notices of default.

- Being the lead agency for service, maintenance and commodity contracts including annual auction, janitorial supplies, office supplies, vending services, and equipment contracts.
- Supervision of the County procurement card programs; County Surplus Auction, vendor purchase programs, vending services.
- Maintain the Purchasing page on county website
- Supplier relations, department relations, internal & external training and reporting.
- The relocation, scrapping or selling of obsolete or surplus equipment and vehicles through the bidding process or annual auction (open to the political subdivisions) which generates revenue for all participants

The Division of Purchasing allows the political subdivisions and any New York State county to participate in purchase contracts. The legislation in Albany passed into law the provision for “piggybacking” on service contracts between counties and municipalities. Adopting a Best Value Local Law allows the County to purchase from National Cooperative Contracts.

Accessibility of our contracts to other municipalities and utilizing National Cooperatives eliminates wasteful bidding or shopping, duplication of time, effort, administration costs, advertising expenses, etc. and has resulted in lower prices generated by the combined larger volume.

2020 Objectives

- Continue to expand the County's outreach on BidNet's e-procurement system to post county solicitations. This system increases exposure to County solicitations for prospective bidders, promotes widespread competition and results in better prices for Broome County.
- Provide internal & external education on purchasing goods and services in accordance with General Municipal Law sections 103 and 104.
- Educate local businesses on how to do business with Broome County through vendor outreach programs, MWBE and Disabled Veterans workshops.
- Working with IT, implement interdepartmental paperless transactions which will greatly enhance productivity and reduce paper & copier use.
- Promote responsible use of Procurement & Travel cards within Broome County departments.
- Ensure procurement card and travel card controls are being upheld based on New York State Purchasing guidelines, County law, policies and procedures.
- Continue expanding the annual auction to include additional political sub divisions.
- In addition to the annual surplus auction, implement monthly live and on-line bidding.

2020 Budget Highlights

- Refine the processes of electronic bidding, online proposal evaluation, and contract management.
- Internal education on the use and benefits of purchasing via national cooperatives.
- External education to local businesses on the use and value of national cooperatives.
- Refine website access to the purchasing calendar, listing dates & times for training opportunities and outreach program training materials.

Purchasing 16000001

<u>Title of Position</u>	<u>Grade/Unit</u>	2018 <u>Actuals</u>	As of July 5, 2019 <u>Current Authorized</u>	2020 <u>Requested</u>	2020 <u>Recommended</u>
<u>Full-Time Positions</u>					
Director of Purchasing	F Admin	1	1	1	1
Senior Buyer	15 BAPA	1	1	1	1
Buyer	14 CSEA	1	1	1	1
Total Full-Time Positions		3	3	3	3
<u>Part-Time Positions</u>					
None					
Total Part-Time Positions		0	0	0	0
Total Positions		3	3	3	3

BROOME COUNTY GOVERNMENT
 REVENUE AND APPROPRIATION SUMMARY BY DEPARTMENT

FUND: 1010 General Operating
 DEPT: 16000000 Purchasing

Account	2018 Actuals	2019 Budget	2019 YTD Actuals As of 08/30/19	2020 Budget Requested	2020 Budget Recommended
0000003 Use of Money					
5000470 VENDING MACHINE	1,104	0	459	0	0
0000003 Use of Money Total	<u>1,104</u>	<u>0</u>	<u>459</u>	<u>0</u>	<u>0</u>
0000006 Sale of Prop and Comp for Loss					
5000518 SALE OF EQUIPMENT	1,978	0	0	0	0
0000006 Sale of Prop and Comp for Loss Total	<u>1,978</u>	<u>0</u>	<u>0</u>	<u>0</u>	<u>0</u>
0000007 Misc Interfund Revenues					
5000545 CREDIT CARD REBATES	38	0	19	0	0
0000007 Misc Interfund Revenues Total	<u>38</u>	<u>0</u>	<u>19</u>	<u>0</u>	<u>0</u>
Rev Totals for Dept: 16000000	<u>3,120</u>	<u>0</u>	<u>478</u>	<u>0</u>	<u>0</u>
0000010 Personnel Service					
6001000 SALARIES FULL-TIME	151,614	141,946	91,328	145,468	145,468
6001001 SALARIES PART-TIME	3,861	0	8,193	0	0
6001002 SALARIES TEMPORARY	11,418	13,355	9,840	26,793	26,793
0000010 Personnel Service Totals	<u>166,893</u>	<u>155,301</u>	<u>109,361</u>	<u>172,261</u>	<u>172,261</u>
0000040 Contractual Expenditures					
6004010 BOOKS AND SUBSCRIPTIONS	0	40	75	90	90
6004012 OFFICE SUPPLIES	1,053	800	642	800	800
6004023 BLDG AND GROUNDS SUPPLIES	199	0	0	0	0
6004045 TRAINING AND EDUCATIONAL SUPPL	155	0	0	0	0
6004062 MEDICAL LAB & CLINIC SUPPLIES	601	0	0	0	0
6004105 DUES AND MEMBERSHIPS	200	240	50	240	240
6004106 GENERAL OFFICE EXPENSES	0	7,500	179	7,500	7,500
6004137 ADVERTISING AND PROMOTION EXPE	785	1,000	555	5,500	5,500
6004138 OTHER OPERATIONAL EXPENSES	315	465	0	550	550
6004161 TRAVEL HOTEL AND MEALS	537	1,600	722	1,600	1,600

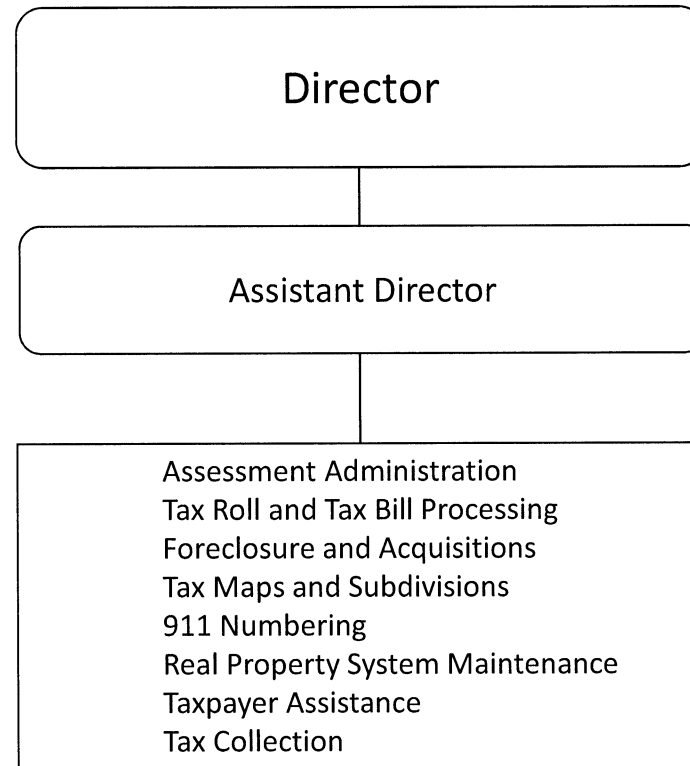
REPORT:BP032

BROOME COUNTY GOVERNMENT
REVENUE AND APPROPRIATION SUMMARY BY DEPARTMENT

FUND: 1010 General Operating
DEPT: 16000000 Purchasing

Account	2018 Actuals	2019 Budget	2019 YTD Actuals As of 08/30/19	2020 Budget Requested	2020 Budget Recommended
6004162 EDUCATION AND TRAINING	500	400	0	800	800
6004196 COPYING MACHINE RENTALS	1,539	2,000	911	2,000	2,000
0000040 Contractual Expenditures Totals	5,884	14,045	3,134	19,080	19,080
0000041 Chargeback Expenses					
6004602 INSURANCE PREMIUM CHARGEBACK	159	182	182	161	161
0000041 Chargeback Expenses Totals	159	182	182	161	161
0000080 Employee Benefits					
6008001 STATE RETIREMENT	16,008	15,149	9,792	15,580	15,580
6008002 SOCIAL SECURITY	12,008	11,790	7,912	13,178	13,178
6008004 WORKERS COMPENSATION	511	744	372	790	790
6008006 LIFE INSURANCE	43	45	16	45	45
6008007 HEALTH INSURANCE	27,599	37,860	11,771	18,871	18,871
6008009 RETIREE HEALTH INSURANCE	58,401	68,819	41,341	63,589	63,589
6008010 DISABILITY INSURANCE	91	80	52	88	88
6008013 HEALTH INS - RETIRE INCENTIVE	4,435	0	0	0	0
0000080 Employee Benefits Totals	119,096	134,487	71,256	112,141	112,141
Exp Totals for Dept: 16000000	292,032	304,015	183,933	303,643	303,643
Total for Dept: 16000000	-288,912	-304,015	-183,455	-303,643	-303,643

Real Property Tax Services



Real Property Tax Services

Mission Statement

Real Property Tax Services Department is mandated by New York State Real Property Tax Law, Section 1530, and is primarily responsible for coordination of assessment administration in the towns, villages and city. Under the Broome County Charter the agency also has tax enforcement and property recording duties. The department operates with authority under the New York State Real Property Tax Laws and County Charter. Additionally, Section 1184 establishes procedures to collect taxes through an installment program, which the department administers. School taxes are collected for the Binghamton City School, Sunrise Terrace, Chenango Valley, Chenango Forks, Deposit, Johnson City, Maine-Endwell, Susquehanna Valley, Union-Endicott, and Whitney Point school districts. Property taxes are also collected for the City of Binghamton and the towns of Binghamton, Chenango, Conklin, Dickinson, Fenton, Kirkwood, Nanticoke, Union and Windsor.

Description

Assessment Administration includes the production of assessor field books, tentative and final assessment rolls, annual assessors' reports, annual exemption reports, computation of utility, special franchise, state land and railroad assessments for sixteen Towns, the City of Binghamton and seven Villages, maintenance of ownership records, assessors training and support, Board of Assessment review training, and tax error investigations for twenty-four County municipalities.

Tax Roll and Bill Processing includes tax corrections and refunds, special district relieves, tax roll balancing, collector input, tax rolls and bills for sixteen Towns, the City of Binghamton, six villages, nineteen school districts, and four hundred fifty special districts.

Foreclosure includes title searches, legal notices, mailings, court appearances, financing accounting, property inspections, tax sale auctions, and other enforcement duties, on the 86,000 properties in the county.

Taxpayer Assistance includes helping taxpayers with assessment issues, correcting errors in property tax bills, tax map problems, tax foreclosures and general assessment administration questions.

Tax Map includes map changes by deeds including splits, combinations, filing of subdivisions, error investigations, corrections, issuing of maps to sixteen Towns, the City of Binghamton, six Villages, and sales of maps to the public.

County Foreclosure including Social Services, title searches, preparation of legal papers, vouchers, tax searches, appraisals, court appearances, and record follow-up.

Tax Collection includes collecting, posting, daily deposit preparation, performing warrant adjustments, sending escrow receipts, assisting taxpayer and escrow companies, resolving problems and reconciliation of property tax warrants.

Installment Program includes the necessary research, implementation, collections, record-keeping, and statistical analysis to administer over 750 agreements including interacting with taxpayers both in the program and requesting to enter an agreement.

Property Management includes collection of rents, repairs to maintain the present condition of properties, and resolving tenant issues.

2020 Objectives

- Continue to assist all municipalities within Broome County with their assessment and tax collection goals. Real Property will continue to offer the service of tax collection for any municipality in the county.
- The assessment community will continue to be updated with the most current county and state legislation as it applies to the assessors.
- Enhance a tax collection software program which will handle both current and delinquent tax collection along with other functions necessary for accurate tax collection.

2020 Budget Highlights

- The Real Property Tax Services Department will continue to ensure that residents can pay taxes on-line with the convenience of using a credit or debit card.
- In 2019, Real Property added the Towns of Chenango and Windsor to property tax collection in January
- The auction process has been restructured to include resale of the foreclosed properties in a timelier fashion along with reducing the amount of maintenance performed on the properties. These changes will equate to increased revenue for the Real Property Tax Services Department.
- Internal restructuring within the department will enable the department to operate in a more efficient manner.

Real Property Tax Services 17000001

<u>Title of Position</u>	<u>Grade/Unit</u>	2018 <u>Actuals</u>	As of July 5,2019 <u>Authorized</u>	2020 <u>Requested</u>	2020 <u>Recommended</u>
<u>Full-Time Positions</u>					
Director of Real Property Tax Services III	H Admin	1	1	1	1
Assistant Director of Real Property Tax Services	21 Admin	0	0	1	1
Assistant Director of Real Property Tax Services	20 Admin	1	1	0	0
County Receiver of Taxes	20 BAPA	0	0	1	1
County Receiver of Taxes	19 BAPA	1	1	0	0
Tax Map Technician	18 CSEA	1	1	1	1
Real Property Manager	14 BAPA	0	0	1	1
Real Property Appraiser	18 CSEA	1	1	0	0
Real Property Tax Services Specialist	17 CSEA	0	0	1	1
Real Property Tax Services Specialist	16 CSEA	1	1	0	0
Real Property Tax Service Assistant	15 CSEA	0	0	1	1
Real Property Tax Service Assistant	14 CSEA	1	1	0	0
Title Searcher	14 CSEA	1	1	1	1
Real Property Tax Service Aide	12 CSEA	0	0	1	1
Real Property Tax Service Aide*	10 CSEA	1	1	0	0
Senior Clerk *	8 CSEA	2	1	1	1
Total Full-Time Positions		11	10	10	10
<u>Part-Time Positions</u>					
None					
Total Part-Time Positions		0	0	0	0
Total Positions		11	10	10	10

* One Senior Clerk upgraded to Real Property Tax Service Aide on June 1,2019

BROOME COUNTY GOVERNMENT
 REVENUE AND APPROPRIATION SUMMARY BY DEPARTMENT

FUND: 1010 General Operating
 DEPT: 17000000 Real Property Tax Services

Account	2018 Actuals	2019 Budget	2019 YTD Actuals As of 08/30/19	2020 Budget Requested	2020 Budget Recommended
0000001 Tax Items					
5000002 GAIN FROM SALE-TAX ACQ PROPERT	1,433,336	1,200,000	410,809	1,300,000	1,300,000
0000001 Tax Items Total	<u>1,433,336</u>	<u>1,200,000</u>	<u>410,809</u>	<u>1,300,000</u>	<u>1,300,000</u>
0000002 Departmental Income					
5000104 CLERK FEES	300	0	0	0	0
5000185 DATA PROCESSING TAX SERVICES	131,196	140,000	24,526	140,000	140,000
5000227 TITLE SEARCH FEES	-243,426	300,000	190,543	255,000	255,000
5000426 MISCELLANEOUS	1,618	4,000	3,154	2,000	2,000
5000441 TAX COLLECTION FEES	199,508	185,000	158,684	190,000	190,000
0000002 Departmental Income Total	<u>89,196</u>	<u>629,000</u>	<u>376,907</u>	<u>587,000</u>	<u>587,000</u>
0000003 Use of Money					
5000451 INTEREST AND EARNINGS	9,737	7,000	5,612	8,000	8,000
5000460 RENTAL OF REAL PROPERTY INDIVI	49,056	50,000	18,637	35,000	35,000
0000003 Use of Money Total	<u>58,793</u>	<u>57,000</u>	<u>24,249</u>	<u>43,000</u>	<u>43,000</u>
0000005 Fines and Forfeitures					
5000500 FORFEITURE OF DEPOSITS	11,905	5,000	6,679	5,000	5,000
0000005 Fines and Forfeitures Total	<u>11,905</u>	<u>5,000</u>	<u>6,679</u>	<u>5,000</u>	<u>5,000</u>
0000006 Sale of Prop and Comp for Loss					
5000517 SALES OF REAL PROPERTY	6,000	0	4,000	0	0
0000006 Sale of Prop and Comp for Loss Total	<u>6,000</u>	<u>0</u>	<u>4,000</u>	<u>0</u>	<u>0</u>
0000008 State Aid					
5000803 PROPERTY TAX ADMINISTRATION	62,655	55,000	5,822	60,000	60,000
0000008 State Aid Total	<u>62,655</u>	<u>55,000</u>	<u>5,822</u>	<u>60,000</u>	<u>60,000</u>
Rev Totals for Dept: 17000000	<u>1,661,885</u>	<u>1,946,000</u>	<u>828,466</u>	<u>1,995,000</u>	<u>1,995,000</u>

REPORT:BP032

BROOME COUNTY GOVERNMENT
REVENUE AND APPROPRIATION SUMMARY BY DEPARTMENT

FUND: 1010 General Operating

DEPT: 17000000 Real Property Tax Services

Account	2018 Actuals	2019 Budget	2019 YTD Actuals As of 08/30/19	2020 Budget Requested	2020 Budget Recommended
0000010 Personnel Service					
6001000 SALARIES FULL-TIME	484,933	524,037	290,676	527,740	527,740
6001002 SALARIES TEMPORARY	49,006	52,500	43,559	52,500	52,500
0000010 Personnel Service Totals	533,939	576,537	334,235	580,240	580,240
0000040 Contractual Expenditures					
6004010 BOOKS AND SUBSCRIPTIONS	0	500	0	500	500
6004012 OFFICE SUPPLIES	4,828	4,270	1,926	4,500	4,500
6004100 POSTAGE AND FREIGHT	496	580	512	580	580
6004105 DUES AND MEMBERSHIPS	100	900	530	1,000	1,000
6004106 GENERAL OFFICE EXPENSES	-1,335	5,500	3,615	5,700	5,700
6004137 ADVERTISING AND PROMOTION EXPE	12,020	10,000	3,055	13,000	13,000
6004160 MILEAGE AND PARKING-LOCAL	1,164	1,000	870	2,500	2,500
6004162 EDUCATION AND TRAINING	260	1,000	518	1,000	1,000
6004192 SOFTWARE MAINTENANCE	0	0	3,400	0	0
6004196 COPYING MACHINE RENTALS	1,286	2,500	1,264	2,500	2,500
6004584 TAX ACQUIRED PROPERTY EXPENSES	33,277	45,000	11,451	45,000	45,000
0000040 Contractual Expenditures Totals	52,096	71,250	27,141	76,280	76,280
0000041 Chargeback Expenses					
6004602 INSURANCE PREMIUM CHARGEBACK	12,789	341	171	300	300
0000041 Chargeback Expenses Totals	12,789	341	171	300	300
0000060 Principal on Indebtedness					
6006008 PRINCIPAL ON CAPITAL LEASE	6,278	0	0	0	0
0000060 Principal on Indebtedness Totals	6,278	0	0	0	0
0000070 Interest on Indebtedness					
6007005 INTEREST ON CAPITAL LEASE	448	0	0	0	0
0000070 Interest on Indebtedness Totals	448	0	0	0	0

REPORT:BP032

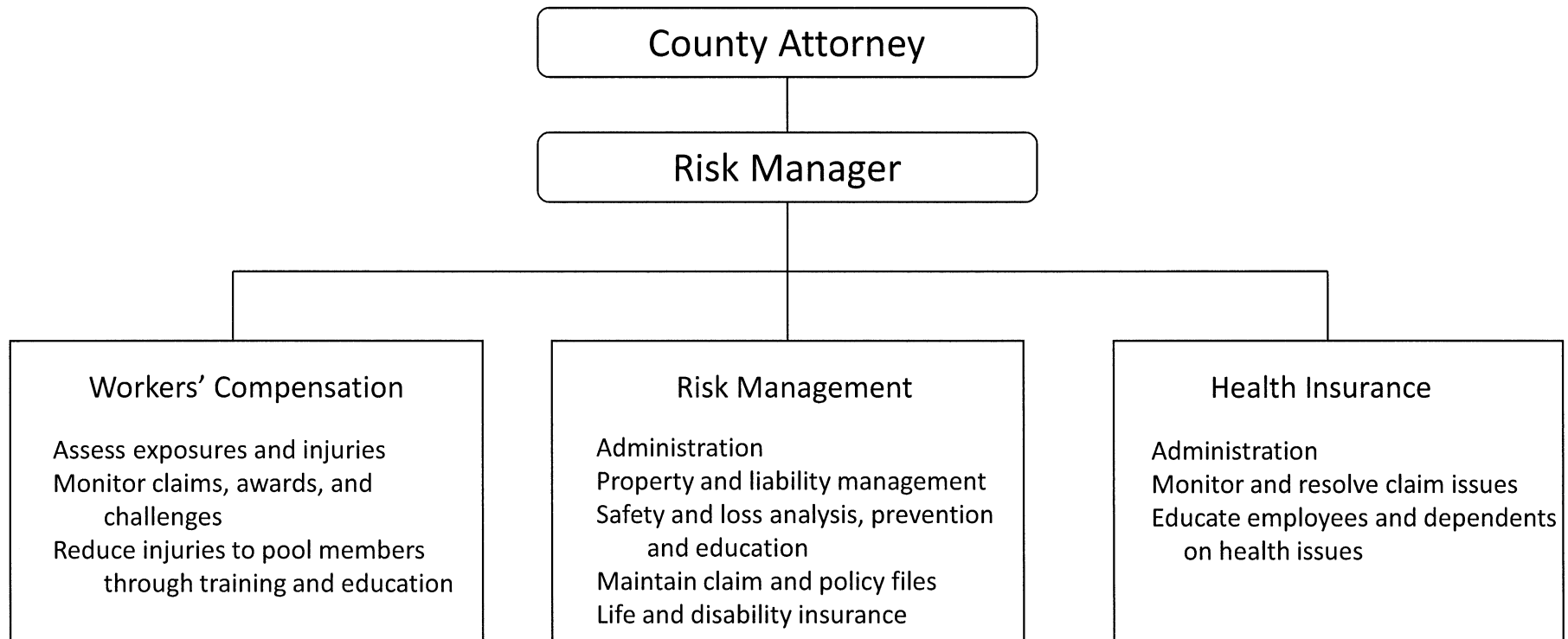
BROOME COUNTY GOVERNMENT
REVENUE AND APPROPRIATION SUMMARY BY DEPARTMENT

FUND: 1010 General Operating

DEPT: 17000000 Real Property Tax Services

Account	2018 Actuals	2019 Budget	2019 YTD Actuals As of 08/30/19	2020 Budget Requested	2020 Budget Recommended
0000080 Employee Benefits					
6008001 STATE RETIREMENT	79,354	84,481	44,671	76,312	76,312
6008002 SOCIAL SECURITY	38,637	40,759	24,004	40,278	40,278
6008004 WORKERS COMPENSATION	24,923	14,817	7,409	13,159	13,159
6008006 LIFE INSURANCE	144	165	45	150	150
6008007 HEALTH INSURANCE	94,253	123,712	56,384	94,300	94,300
6008009 RETIREE HEALTH INSURANCE	88,592	101,384	63,820	105,491	105,491
6008010 DISABILITY INSURANCE	578	640	285	616	616
6008013 HEALTH INS - RETIRE INCENTIVE	3,395	0	0	0	0
0000080 Employee Benefits Totals	329,876	365,958	196,618	330,306	330,306
Exp Totals for Dept: 17000000	935,426	1,014,086	558,165	987,126	987,126
Total for Dept: 17000000	726,459	931,914	270,301	1,007,874	1,007,874

Risk and Insurance



Risk and Insurance Risk Management

Mission Statement

To maintain an effective program of identifying, controlling, and financing risks to the county.

Description

The Office of Risk and Insurance, as part of the Law Department, is responsible for (1) risk identification through inspections and review of operations (2) risk control through enforcement of code and regulatory requirements and recommendations for risk containment (3) risk financing through commercial, funded, or unfunded programs (4) transferring risk to vendors by requiring and reviewing vendor insurance, and (5) claim investigation to aid in claim denial, settlement, or defense.

The County has been self-insured since 1979 when the Risk Management Office was established by Local Law 16 of 1979.

2020 Objectives

- Implement strategies to reduce the total cost of risk using various enterprise risk management concepts.

2020 Budget Highlights

- Continuing budget with appropriate inflationary trends.

Risk & Insurance 18010001, 18020001, 18030001
Risk Management

As of
July 5, 2019

<u>Title of Position</u>	<u>Grade/Unit</u>	2018 <u>Actuals</u>	Current <u>Authorized</u>	2020 <u>Requested</u>	2020 <u>Recommended</u>
<u>Full-Time Positions</u>					
Manager of Risk and Insurance	H Admin	1	1	1	1
Workers' Compensation Analyst	22 Admin	1	1	1	1
Claims Manager	22 Admin	1	1	1	1
Safety Specialist	22 Admin	1	1	1	1
Health Insurance Analyst	22 Admin	0	1	1	1
Health Insurance Analyst	18 Admin	1	0	0	0
Senior Account Clerk	10 Admin	1	1	1	1
Total Full-Time Positions		6	6	6	6
<u>Part-Time Positions</u>					
None					
Total Part-Time Positions		0	0	0	0
Total Positions		6	6	6	6

REPORT:BP033

BROOME COUNTY GOVERNMENT
 REVENUE AND APPROPRIATION SUMMARY
 BY DEPARTMENT AND DIVISION

FUND: 2090 Self Insurance Operating
 DEPT: 18000000 Risk and Insurance
 DIV: 02 Risk & Insurance-Risk Mgmt

Account	2018 Actuals	2019 Budget	2019 YTD Actuals As of 08/30/19	2020 Budget Requested	2020 Budget Recommended
18000000 Risk and Insurance					
0000002 Departmental Income					
5000229 BCC CHARGES	97,850	108,767	108,767	86,309	86,309
5000300 WORKERS COMP ADMINISTRATION	192,238	196,428	0	205,005	205,005
5000301 HEALTH CARE ADMINISTRATION	138,528	143,983	0	152,486	152,486
5000306 INSURANCE CHARGEBACK	1,164,610	1,192,036	596,390	1,189,134	1,189,134
5000320 COUNTY CONTRIBUTION	94,814	94,280	58,902	100,786	100,786
5000406 ACTIVE EMPLOYEE CONTRIBUTION	123,481	119,991	83,047	120,363	120,363
0000002 Departmental Income Totals	1,811,521	1,855,485	847,106	1,854,083	1,854,083
0000003 Use of Money					
5000451 INTEREST AND EARNINGS	15,724	7,000	14,014	12,000	12,000
0000003 Use of Money Totals	15,724	7,000	14,014	12,000	12,000
0000006 Sale of Prop and Comp for Loss					
5000520 INSURANCE RECOVERIES	1,877	20,000	0	25,000	25,000
0000006 Sale of Prop and Comp for Loss Totals	1,877	20,000	0	25,000	25,000
0000007 Misc Interfund Revenues					
5000530 REFUNDS OF PRIOR YEARS EXPENDI	25	0	0	0	0
5000534 TRANSFER FROM INSURANCE RESERV	0	426,567	0	194,641	194,641
5000551 CHANGE IN OPEB LIABILITY	16,346	0	0	0	0
0000007 Misc Interfund Revenues Totals	16,371	426,567	0	194,641	194,641
Rev Total for Div: 1802	1,845,493	2,309,052	861,120	2,085,724	2,085,724
0000010 Personnel Service					
6001000 SALARIES FULL-TIME	354,245	368,117	213,560	380,361	380,361
6001002 SALARIES TEMPORARY	0	0	0	11,940	11,940
0000010 Personnel Service Totals	354,245	368,117	213,560	392,301	392,301

REPORT:BP033

BROOME COUNTY GOVERNMENT
REVENUE AND APPROPRIATION SUMMARY
BY DEPARTMENT AND DIVISION

FUND: 2090 Self Insurance Operating
DEPT: 18000000 Risk and Insurance
DIV: 02 Risk & Insurance-Risk Mgmt

Account	2018 Actuals	2019 Budget	2019 YTD Actuals As of 08/30/19	2020 Budget Requested	2020 Budget Recommended
0000040 Contractual Expenditures					
6004010 BOOKS AND SUBSCRIPTIONS	0	400	0	100	100
6004012 OFFICE SUPPLIES	270	1,000	171	700	700
6004045 TRAINING AND EDUCATIONAL SUPPL	40	500	0	500	500
6004054 SAFETY SUPPLIES	0	2,000	200	1,445	1,445
6004055 COMPUTER SOFTWARE AND SUPPLIES	0	0	0	3,000	3,000
6004105 DUES AND MEMBERSHIPS	0	350	0	350	350
6004106 GENERAL OFFICE EXPENSES	0	250	0	250	250
6004137 ADVERTISING AND PROMOTION EXPE	36	0	0	0	0
6004160 MILEAGE AND PARKING-LOCAL	20	100	0	100	100
6004162 EDUCATION AND TRAINING	265	400	265	400	400
6004169 DAY TRIP MEAL REIMBURSEMENT	40	68	40	75	75
6004196 COPYING MACHINE RENTALS	878	950	731	950	950
6004200 PROPERTY LOSS	106,452	260,746	144,096	280,000	280,000
6004201 INSURANCE PREMIUMS	274,684	349,772	-39,986	317,884	317,884
6004203 INSURANCE CLAIMS	128,669	550,000	134,877	300,000	300,000
6004204 COMPENSATION CLAIMS	2,600	10,000	0	10,000	10,000
6004402 LAB SERVICES	15,248	15,000	9,938	15,000	15,000
6004573 OTHER FEES FOR SERVICES	20,076	50,000	10,029	50,000	50,000
6004597 DISABILITY INSURANCE PREMIUMS	172,547	204,271	122,550	211,149	211,149
0000040 Contractual Expenditures Totals	721,825	1,445,807	382,911	1,191,903	1,191,903
0000041 Chargeback Expenses					
6004601 INDIRECT COSTS	179,223	177,215	0	175,812	175,812
6004602 INSURANCE PREMIUM CHARGEBACK	189	215	215	197	197
6004605 COUNTY ATTORNEY CHARGEBACKS	1,706	6,125	0	6,125	6,125
6004606 TELEPHONE BILLING ACCOUNT	2,454	2,499	1,233	2,589	2,589
6004609 DATA PROCESSING CHARGEBACKS	21,352	22,225	11,113	20,159	20,159
6004610 PERSONNEL SERVICES CHARGEBACKS	26,000	26,000	0	26,000	26,000
6004614 OTHER CHARGEBACK EXPENSES	10	56	0	8	8
6004617 DUPLICATING/PRINTING CHARGEBACK	1,353	2,337	1,173	1,889	1,889
6004618 OFFICE SUPPLIES CHARGEBACK	5,239	6,979	4,374	6,828	6,828
0000041 Chargeback Expenses Totals	237,526	243,651	18,108	239,607	239,607
0000080 Employee Benefits					
6008001 STATE RETIREMENT	51,144	58,340	35,080	61,927	61,927
6008002 SOCIAL SECURITY	24,953	28,161	14,939	30,011	30,011

REPORT:BP033

BROOME COUNTY GOVERNMENT
 REVENUE AND APPROPRIATION SUMMARY
 BY DEPARTMENT AND DIVISION

FUND: 2090 Self Insurance Operating
 DEPT: 18000000 Risk and Insurance
 DIV: 02 Risk & Insurance-Risk Mgmnt

Account	2018 Actuals	2019 Budget	2019 YTD Actuals As of 08/30/19	2020 Budget Requested	2020 Budget Recommended
6008004 WORKERS COMPENSATION	1,698	1,593	797	2,053	2,053
6008006 LIFE INSURANCE	90	90	32	90	90
6008007 HEALTH INSURANCE	82,659	86,233	53,538	90,548	90,548
6008009 RETIREE HEALTH INSURANCE	65,663	77,060	49,645	77,284	77,284
0000080 Employee Benefits Totals	226,207	251,477	154,031	261,913	261,913
Exp Total for Div: 1802	1,539,803	2,309,052	768,610	2,085,724	2,085,724
Total for Div: 18000000	305,690	0	92,510	0	0

REPORT:BP033

BROOME COUNTY GOVERNMENT
 REVENUE AND APPROPRIATION SUMMARY
 BY DEPARTMENT AND DIVISION

FUND: 2090 Self Insurance Operating
 DEPT: 18000000 Risk and Insurance
 DIV: 02 Risk & Insurance-Risk Mgmnt

Account	2018 Actuals	2019 Budget	2019 YTD Actuals As of 08/30/19	2020 Budget Requested	2020 Budget Recommended
Total for Dept: 18000000	305,690	0	92,510	0	0

Risk and Insurance
Health Insurance

Mission Statement

Provide a cost-effective alternative to commercial health insurance for eligible current and former county employees.

Description

The Health Insurance Fund, established by Resolution 81-298, is an Internal Services Fund providing health claims administration including in-patient and out-patient medical treatment, and prescription drug coverage.

2020 Objectives

- Continue exploring cost savings through increased administrative efficiency.

2020 Budget Highlights

- Continuing budget with appropriate inflationary trends.

REPORT:BP033

BROOME COUNTY GOVERNMENT
 REVENUE AND APPROPRIATION SUMMARY
 BY DEPARTMENT AND DIVISION

FUND: 2080 Health Insurance Operating
 DEPT: 18000000 Risk and Insurance
 DIV: 01 Risk & Insurance-Health Ins

Account	2018 Actuals	2019 Budget	2019 YTD Actuals As of 08/30/19	2020 Budget Requested	2020 Budget Recommended
18000000 Risk and Insurance					
0000002 Departmental Income					
5000229 BCC CHARGES	8,892,076	9,389,499	6,339,657	9,944,671	9,944,671
5000320 COUNTY CONTRIBUTION	29,539,862	29,416,197	19,603,784	30,742,950	30,742,950
5000406 ACTIVE EMPLOYEE CONTRIBUTION	3,844,044	4,065,640	2,637,173	4,132,293	4,132,293
5000407 RETIREE CONTRIBUTION	2,613,010	3,033,247	1,778,793	3,216,777	3,216,777
5000408 SURVIVOR & VESTED CONTRIBUTION	178,639	203,755	110,588	210,429	210,429
5000409 COBRA CONTRIBUTION	29,790	2,000	11,319	2,000	2,000
5000426 MISCELLANEOUS	15,887	0	0	0	0
0000002 Departmental Income Totals	45,113,308	46,110,338	30,481,314	48,249,120	48,249,120
0000003 Use of Money					
5000451 INTEREST AND EARNINGS	48,543	20,000	41,163	40,000	40,000
0000003 Use of Money Totals	48,543	20,000	41,163	40,000	40,000
0000007 Misc Interfund Revenues					
5000530 REFUNDS OF PRIOR YEARS EXPENDI	3,699	0	0	0	0
5000542 PRESCRIPTION REBATES	3,027,633	2,750,000	2,988,923	2,750,000	2,750,000
5000545 CREDIT CARD REBATES	6	0	1	0	0
5000546 Trust Account Inflows	1,800	0	0	0	0
0000007 Misc Interfund Revenues Totals	3,033,138	2,750,000	2,988,924	2,750,000	2,750,000
0000009 Federal Aid					
5000959 EGWP SUBSIDY	1,008,477	820,000	575,536	820,000	820,000
0000009 Federal Aid Totals	1,008,477	820,000	575,536	820,000	820,000
Rev Total for Div: 1801	49,203,466	49,700,338	34,086,937	51,859,120	51,859,120
0000040 Contractual Expenditures					
6004010 BOOKS AND SUBSCRIPTIONS	0	199	0	199	199
6004012 OFFICE SUPPLIES	612	950	591	950	950
6004105 DUES AND MEMBERSHIPS	0	100	0	100	100

BROOME COUNTY GOVERNMENT
 REVENUE AND APPROPRIATION SUMMARY
 BY DEPARTMENT AND DIVISION

FUND: 2080 Health Insurance Operating
 DEPT: 18000000 Risk and Insurance
 DIV: 01 Risk & Insurance-Health Ins

Account	2018 Actuals	2019 Budget	2019 YTD Actuals As of 08/30/19	2020 Budget Requested	2020 Budget Recommended
6004139 Trust Account Outflows	127	0	0	0	0
6004150 CASE ASSESSMENT	266,674	255,000	169,030	261,152	261,152
6004161 TRAVEL HOTEL AND MEALS	0	1,500	0	1,500	1,500
6004207 PRESCRIPTION DRUGS	17,486,863	18,412,020	11,524,665	18,825,972	18,825,972
6004208 MEDICAL CARE	9,619,584	9,413,815	7,159,086	10,130,798	10,130,798
6004209 HOSPITAL CARE	13,176,199	13,174,753	10,171,067	14,330,035	14,330,035
6004211 PART C PREMIUMS	2,013,272	1,931,958	871,771	1,162,800	1,162,800
6004257 SERVICES TO PARTICIPANTS	7,028,967	7,948,963	5,628,181	8,230,606	8,230,606
6004403 MEDICARE CREDITS	4,290	4,118	1,888	2,402	2,402
6004503 ACTUARY CONSULTANT	0	100,000	0	100,000	100,000
6004507 ACA PCORI FEE	6,982	7,500	7,040	0	0
6004569 CLAIMS ADMINISTRATION	1,347,632	1,946,940	1,271,329	2,258,296	2,258,296
6004573 OTHER FEES FOR SERVICES	43,092	49,248	21,000	31,500	31,500
0000040 Contractual Expenditures Totals	50,994,294	53,247,064	36,825,648	55,336,310	55,336,310
0000041 Chargeback Expenses					
6004605 COUNTY ATTORNEY CHARGEBACKS	1,705	35,000	0	35,000	35,000
6004610 PERSONNEL SERVICES CHARGEBACKS	190,714	198,622	0	209,528	209,528
6004614 OTHER CHARGEBACK EXPENSES	4,000	4,000	0	4,000	4,000
0000041 Chargeback Expenses Totals	196,419	237,622	0	248,528	248,528
Exp Total for Div: 1801	51,190,713	53,484,686	36,825,648	55,584,838	55,584,838
Total for Div: 18000000	-1,987,247	-3,784,348	-2,738,711	-3,725,718	-3,725,718

REPORT:BP033

BROOME COUNTY GOVERNMENT
 REVENUE AND APPROPRIATION SUMMARY
 BY DEPARTMENT AND DIVISION

FUND: 2080 Health Insurance Operating
 DEPT: 18000000 Risk and Insurance
 DIV: 01 Risk & Insurance-Health Ins

Account	2018 Actuals	2019 Budget	2019 YTD Actuals As of 08/30/19	2020 Budget Requested	2020 Budget Recommended
Total for Dept: 18000000	-1,987,247	-3,784,348	-2,738,711	-3,725,718	-3,725,718

Risk and Insurance Workers' Compensation

Mission Statement

To provide a professionally managed workers' compensation program for Broome County and participating municipalities in accordance with Local Laws 1 of 1956 and 10 of 1974.

Description

- Provides claims administration and pays all workers' compensation indemnity and medical claims as well as state assessments.
- Processes all requests for coverage under the 207-C General Municipal Law, arranges hearings, and reviews determinations when appropriate.
- Processes claims for the county as well as fourteen participating municipalities. Cost for the county and participating municipalities are levied by legislative resolution.
- It is accounted for as an Internal Service Fund and was established in 1956 by Local Law 1 of 1956.

2020 Objectives

- Review of safety program including prevention and post accident review. Monitor departments closely for chronic injuries or dramatic increases in injuries. Increase use of vocational rehabilitation services to assist permanently injured employees in returning to gainful employment.

- Utilize newly implemented medical treatment guidelines and aggressive nurse case management to provide the appropriate medical care to claimants and control costs.
- Keep current on proposed legislation that may have a financial impact on our program.

2020 Budget Highlights

- Workers' Compensation Average Weekly Wage will change resulting in an increase in the maximum benefit. The new rate for 7/1/18 to 7/1/19 increased from \$904.74 per week to \$934.11 per week resulting in an increased budget for indemnity.
- Electronic filing of forms will continue to be closely monitored and we will continue to pursue our goal of 100% timely filing by working with employers. This requires a quicker response time from employees, Supervisors, Broome County and our Third Party Administrator. Penalties will be assessed against employers who fail to meet these standards, but we have succeeded in avoiding penalties up to this point.
- Work on utilizing the new Workers' Compensation Board medical bill portal, which will allow for electronic filing by physicians/medical providers for all services provided to a workers' compensation claimant as well as utilizing the new Workers Compensation Board E-bill system.

REPORT:BP033

BROOME COUNTY GOVERNMENT
REVENUE AND APPROPRIATION SUMMARY
BY DEPARTMENT AND DIVISION

FUND: 2100 Workers Comp Operating
DEPT: 18000000 Risk and Insurance
DIV: 03 Risk & Insurance-Workers Comp

Account	2018 Actuals	2019 Budget	2019 YTD Actuals As of 08/30/19	2020 Budget Requested	2020 Budget Recommended
18000000 Risk and Insurance					
0000002 Departmental Income					
5000229 BCC CHARGES	287,269	297,043	297,043	292,512	292,512
5000300 WORKERS COMP ADMINISTRATION	32,780	18,000	32,403	21,800	21,800
5000320 COUNTY CONTRIBUTION	2,625,157	2,626,396	1,313,198	2,679,736	2,679,736
5000334 WORKERS COMPENSATION - OTHER G	163,900	90,000	162,012	109,000	109,000
5000405 PARTICIPANTS ASSESSMENTS	623,551	655,067	655,068	721,518	721,518
0000002 Departmental Income Totals	3,732,657	3,686,506	2,459,724	3,824,566	3,824,566
0000003 Use of Money					
5000451 INTEREST AND EARNINGS	30,431	12,000	33,381	35,000	35,000
0000003 Use of Money Totals	30,431	12,000	33,381	35,000	35,000
0000007 Misc Interfund Revenues					
5000530 REFUNDS OF PRIOR YEARS EXPENDI	150,625	202,000	230,027	202,000	202,000
0000007 Misc Interfund Revenues Totals	150,625	202,000	230,027	202,000	202,000
Rev Total for Div: 1803	3,913,713	3,900,506	2,723,132	4,061,566	4,061,566
0000040 Contractual Expenditures					
6004010 BOOKS AND SUBSCRIPTIONS	96	210	101	210	210
6004012 OFFICE SUPPLIES	0	200	0	200	200
6004041 PHOTOGRAPHIC SUPPLIES	0	100	0	100	100
6004048 MISC OPERATIONAL SUPPLIES	95	250	64	250	250
6004054 SAFETY SUPPLIES	0	335	0	335	335
6004100 POSTAGE AND FREIGHT	0	75	0	75	75
6004105 DUES AND MEMBERSHIPS	55	55	55	55	55
6004106 GENERAL OFFICE EXPENSES	0	250	0	250	250
6004150 CASE ASSESSMENT	41,421	42,663	28,442	47,946	47,946
6004161 TRAVEL HOTEL AND MEALS	716	940	0	940	940
6004204 COMPENSATION CLAIMS	1,263,651	1,410,000	873,722	1,410,000	1,410,000
6004205 MEDICAL CARE AND TREATMENT-COM	650,818	925,000	565,405	1,075,000	1,075,000
6004206 STATE WORKERS COMP ASSESSMENT	325,016	425,000	230,854	425,000	425,000
6004210 SETTLEMENT PAYMENTS	468,000	175,000	10,344	175,000	175,000

REPORT:BP033

BROOME COUNTY GOVERNMENT
 REVENUE AND APPROPRIATION SUMMARY
 BY DEPARTMENT AND DIVISION

FUND: 2100 Workers Comp Operating
 DEPT: 18000000 Risk and Insurance
 DIV: 03 Risk & Insurance-Workers Comp

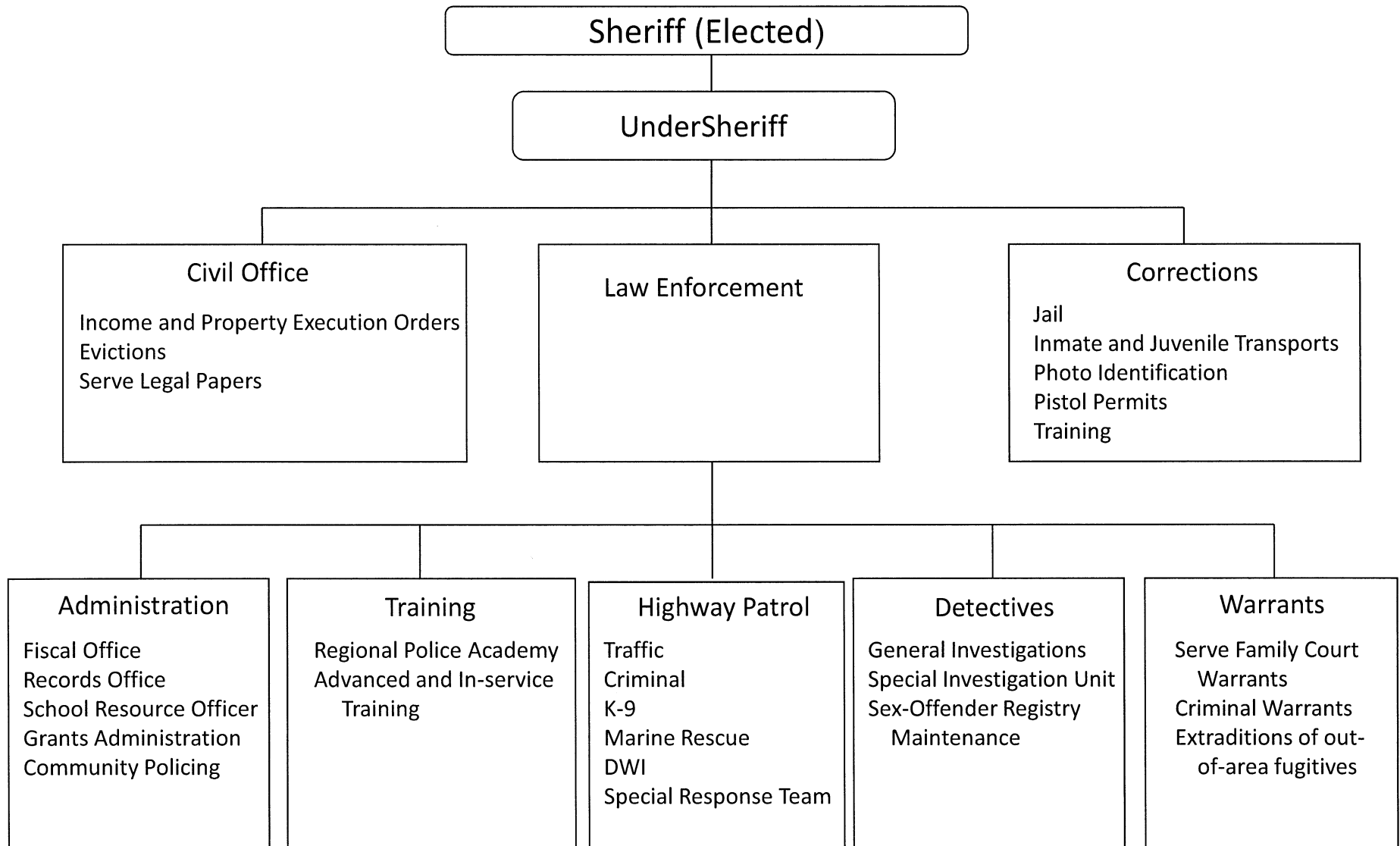
Account	2018 Actuals	2019 Budget	2019 YTD Actuals As of 08/30/19	2020 Budget Requested	2020 Budget Recommended
6004538 LEGAL CHARGES AND FEES	9,652	33,000	14,596	33,000	33,000
6004569 CLAIMS ADMINISTRATION	84,500	82,000	54,667	84,000	84,000
6004573 OTHER FEES FOR SERVICES	25,872	54,200	9,817	54,200	54,200
6004582 JUDGEMENTS AND CLAIMS	254,057	450,000	125,785	450,000	450,000
6004595 TRANSFER TO RESERVE	0	99,800	0	95,000	95,000
0000040 Contractual Expenditures Totals	3,123,949	3,699,078	1,913,852	3,851,561	3,851,561
0000041 Chargeback Expenses					
6004601 INDIRECT COSTS	5,000	5,000	0	5,000	5,000
6004610 PERSONNEL SERVICES CHARGEBACKS	192,238	196,428	0	205,005	205,005
0000041 Chargeback Expenses Totals	197,238	201,428	0	210,005	210,005
0000080 Employee Benefits					
6008005 WORKERS COMP LT LIABILITY	-1,025,173	0	0	0	0
0000080 Employee Benefits Totals	-1,025,173	0	0	0	0
Exp Total for Div: 1803	2,296,014	3,900,506	1,913,852	4,061,566	4,061,566
Total for Div: 18000000	1,617,699	0	809,280	0	0

This page is intentionally left blank

Public Safety

<u>Department/Division</u>	<u>Page</u>
Sheriff	
Corrections	158
Law Enforcement	166
Emergency Services	
Operations	174
911—Emergency Services	181
Emergency Medical Training	187
Probation	
Probation	190
Security	196
Stop-DWI	203

Sheriff



Sheriff/Corrections

Mission Statement

The Corrections Division is required to comply with NYS Correction Law, Title IX of Executive Law Part 7000 (NYSCOC Minimum Standards) and NYS Sheriff's Association Accreditation Standards. The Corrections Division shall operate in compliance with applicable Federal laws and both Federal and NYS case law.

- Operate a cost-effective and staff efficient correctional facility;
- Maintain a safe and secure atmosphere for staff, civilian personnel and inmates;
- Maintain a humane correctional environment by providing programs and services to criminal offenders.
- Securely, safely and humanely keep all prisoners committed to the custody of the Sheriff, and to offer those offenders opportunities for self-improvement.
- Comply with federal and state laws which govern our facility;
- Demonstrate the highest level of ethical and professional standards in our operations by holding ourselves accountable to the public;
- Work in cooperation with law enforcement agencies, governmental entities and members of the community.

Description

The Corrections Division operates the Broome County Sheriff's Correctional Facility located at 155 Lt. VanWinkle Dr., Binghamton, NY. Inmate supervision is accomplished through "direct supervision" management requiring Corrections Officers to constantly intermingle with offenders. This management concept has resulted in lower costs

to the County in terms of vandalism, injuries and other factors associated with jail operations.

The Correctional Facility underwent an expansion project during 2016, increasing the facility capacity to 600 beds and providing an expanded and modernized medical unit.

2020 Objectives

The Sheriff's Office has requested the following enhancements in the 2020 Budget:

- Continue to increase the effectiveness of the Corrections Division through Federal and NYS case law.
- Continue the use of double celling, where possible, to control costs.
- Use of available cell space to generate revenue by housing prisoners for the U.S. Marshals Service, U.S. Immigration and Customs Enforcement and other New York counties.
- Continued tracking of New York State reimbursement and compliance with law regarding the reimbursements and removal from County custody of State-Ready inmates.
- Continue internal programs to impact local criminal recidivism while maintaining current budgetary spending.
- Work with area medical service providers to implement a cost-effective opioid treatment plan option for released inmates.

2020 Budget Highlights

- Maintain current spending trend while continuing to generate revenue to offset operational cost.

- Work with the New York State Office of Mental Health, to improve our efficiencies with mentally ill inmates who need hospitalizations.
- Provide appropriate jail staffing in compliance with State-mandated levels for the jail and medical unit facilities.
- Comply with the provisions of the State 'Raise the Age' legislation governing the detention of individuals less than 18 years of age in an adult correctional facility.
- Continue to work with the Sixth Judicial District, the Broome County Public Defender's Office, the Broome County District Attorney's Office, and all local police agencies and criminal courts by providing the Centralized Arraignment Part Court within the jail.

Sheriff/Corrections 23010003

As of
July 5, 2019

<u>Title of Position</u>	<u>Grade/Unit</u>	<u>2018</u>	<u>Current Authorized</u>	<u>2020 Requested</u>	<u>2020 Recommended</u>
<u>Full-Time Positions</u>					
Corrections Major	28 BAPA	1	1	1	1
Corrections Captain	26 BAPA	1	1	1	1
Corrections Lieutenant	AFSCME	8	8	8	8
Corrections Sergeant	AFSCME	17	17	17	17
Corrections Officer */**	AFSCME	155	159	159	159
Inmate Records Clerk	10 CSEA	1	2	2	2
Keyboard Specialist	8 CSEA	2	2	2	2
Clerk	6 CSEA	1	0	0	0
Laundry Worker	6 CSEA	1	1	1	1
Library Clerk	5 CSEA	1	1	1	1
Total Full-Time Positions		188	192	192	192
<u>Part-Time Positions</u>					
Chaplain	NA	2	2	2	2
Total Part-Time Positions		2	2	2	2
Total Positions		190	194	194	194

* One position unfunded since 2012

** Four additional positions beginning January 1, 2019 for Centralized Arraignment Program

REPORT:BP033

BROOME COUNTY GOVERNMENT
REVENUE AND APPROPRIATION SUMMARY
BY DEPARTMENT AND DIVISION

FUND: 1010 General Operating
DEPT: 23000000 Sheriff
DIV: 01 Sheriff-Corrections

Account	2018 Actuals	2019 Budget	2019 YTD Actuals As of 08/30/19	2020 Budget Requested	2020 Budget Recommended
23000000 Sheriff					
0000002 Departmental Income					
5000113 SHERIFF FEES	10	0	0	0	0
5000114 SHERIFF ID FEES	7,525	8,000	4,693	7,350	7,350
5000117 OTHER PUB SAFETY DEPT INCOME	6,000	0	4,800	6,000	6,000
5000208 RESTITUTION/REPARATION SURCHAR	7,226	7,000	7,118	9,000	9,000
5000323 OTHER LOCAL GOVERNMENTS	227,370	140,000	370,735	140,000	140,000
5000333 OTHER DEPARTMENTAL CHARGEBACK	33,353	150,000	31,217	150,000	150,000
0000002 Departmental Income Totals	281,484	305,000	418,563	312,350	312,350
0000004 Licenses and Permits					
5000480 PISTOL PERMITS	31,978	43,000	18,788	37,000	37,000
0000004 Licenses and Permits Totals	31,978	43,000	18,788	37,000	37,000
0000007 Misc Interfund Revenues					
5000530 REFUNDS OF PRIOR YEARS EXPENDI	67,868	0	696	0	0
5000534 TRANSFER FROM INSURANCE RESERV	113,851	34,710	38,171	0	0
5000546 Trust Account Inflows	458,738	0	0	0	0
0000007 Misc Interfund Revenues Totals	640,457	34,710	38,867	0	0
0000008 State Aid					
5000816 FELONY PRISONERS	23,504	27,000	16,167	27,000	27,000
0000008 State Aid Totals	23,504	27,000	16,167	27,000	27,000
0000009 Federal Aid					
5000922 OTHER FEDERAL AID	49,600	40,000	20,800	40,000	40,000
5000948 U. S. MARSHALL JAIL FACILITY	737,432	545,000	289,861	450,000	450,000
0000009 Federal Aid Totals	787,032	585,000	310,661	490,000	490,000
Rev Total for Div: 2301	1,764,455	994,710	803,046	866,350	866,350

BROOME COUNTY GOVERNMENT
 REVENUE AND APPROPRIATION SUMMARY
 BY DEPARTMENT AND DIVISION

FUND: 1010 General Operating
 DEPT: 23000000 Sheriff
 DIV: 01 Sheriff-Corrections

Account	2018 Actuals	2019 Budget	2019 YTD Actuals As of 08/30/19	2020 Budget Requested	2020 Budget Recommended
0000010 Personnel Service					
6001000 SALARIES FULL-TIME	10,486,052	11,767,663	7,153,633	12,031,875	12,031,875
6001001 SALARIES PART-TIME	8,840	27,533	6,110	27,533	27,533
6001002 SALARIES TEMPORARY	32,396	31,680	21,947	31,860	31,860
6001003 SALARIES OVERTIME	2,527,310	2,300,000	1,680,020	2,700,000	2,500,000
6001004 SALARIES SHIFT DIFFERENTIAL	166,765	170,100	113,248	170,100	170,100
6001005 DISABILITY 207C	264,552	134,316	130,050	137,791	137,791
6001008 STAND-BY PAY	280	0	410	0	0
6001009 OTHER PERSONNEL SERVICES	33,100	39,200	258	41,200	41,200
6001012 HOLIDAY OVERTIME PAY	674,438	627,050	346,398	708,100	698,100
0000010 Personnel Service Totals	14,193,733	15,097,542	9,452,074	15,848,459	15,638,459
0000040 Contractual Expenditures					
6004010 BOOKS AND SUBSCRIPTIONS	611	925	946	925	925
6004012 OFFICE SUPPLIES	13,301	18,889	12,899	18,000	18,000
6004021 BLDG MAINTENANCE SUPPLIES	6,633	8,500	5,137	8,500	8,500
6004023 BLDG AND GROUNDS SUPPLIES	40,816	40,000	23,026	40,000	40,000
6004032 HSLD LAUNDRY & CLEANING SUPPLI	35,459	60,000	9,736	60,000	50,000
6004033 CLOTHING AND INMATE SUPPLIES	68,768	91,555	46,026	90,000	65,000
6004041 PHOTOGRAPHIC SUPPLIES	8,362	4,100	1,385	4,100	4,100
6004044 QUARTERMASTER SUPPLIES	19,223	18,397	4,465	17,500	17,500
6004045 TRAINING AND EDUCATIONAL SUPPL	18,525	42,977	8,948	35,000	25,000
6004046 GAS OIL GREASE AND DIESEL FUEL	2,235	2,700	2,174	3,300	3,300
6004048 MISC OPERATIONAL SUPPLIES	14,882	25,400	14,950	33,152	28,152
6004053 RECREATIONAL AND ACTIVITY SUPP	32	200	0	200	200
6004055 COMPUTER SOFTWARE AND SUPPLIES	40	0	0	0	0
6004056 COMPUTER EQUIPMENT(NON CAPITAL	668	0	0	0	0
6004061 ENVIRONMENTAL HEALTH SUPPLIES	0	1,000	0	1,000	1,000
6004062 MEDICAL LAB & CLINIC SUPPLIES	3,734	4,864	2,782	4,500	4,500
6004100 POSTAGE AND FREIGHT	49	100	32	100	100
6004105 DUES AND MEMBERSHIPS	3,000	3,350	0	3,350	3,350
6004106 GENERAL OFFICE EXPENSES	455	850	455	850	850
6004117 BUILDING AND GROUNDS EXPENSES	35,797	31,560	17,930	41,544	41,544
6004121 LAUNDRY AND DRY CLEANING EXPEN	10,219	12,000	7,842	20,400	20,400
6004123 MEDICAL HOSPITAL AND LAB EXPEN	4,232	4,700	2,835	4,700	4,700
6004124 INMATE EXPENSE-OTHER FACILITIE	67,427	225,712	105,712	120,000	120,000
6004125 RELIGIOUS EXPENSES	83,400	87,570	56,990	87,600	87,600
6004131 PHOTOGRAPHIC EXPENSES	750	0	0	0	0
6004136 OPERATIONAL EQUIPMENT REPAIRS	3,768	4,500	1,427	4,500	4,500
6004137 ADVERTISING AND PROMOTION EXPE	36	0	0	0	0
6004138 OTHER OPERATIONAL EXPENSES	15	11,000	2,886	11,000	11,000

REPORT:BP033

BROOME COUNTY GOVERNMENT
REVENUE AND APPROPRIATION SUMMARY
BY DEPARTMENT AND DIVISION

FUND: 1010 General Operating
DEPT: 23000000 Sheriff
DIV: 01 Sheriff-Corrections

Account	2018 Actuals	2019 Budget	2019 YTD Actuals As of 08/30/19	2020 Budget Requested	2020 Budget Recommended
6004139 Trust Account Outflows	365,304	0	0	0	0
6004161 TRAVEL HOTEL AND MEALS	4,120	4,750	9,367	4,750	4,750
6004162 EDUCATION AND TRAINING	1,396	1,500	5,820	1,500	1,500
6004165 ADVISORY BD/TRUSTEES EXPENSES	1,229	1,000	0	1,000	1,000
6004168 OTHER PERSONNEL EXPENSES	279	610	432	750	750
6004169 DAY TRIP MEAL REIMBURSEMENT	5,266	5,000	4,270	5,000	5,000
6004196 COPYING MACHINE RENTALS	6,939	10,140	6,461	9,876	9,876
6004200 PROPERTY LOSS	27,334	29,654	33,305	0	0
6004203 INSURANCE CLAIMS	86,517	4,865	4,865	0	0
6004402 LAB SERVICES	0	500	0	500	500
6004406 MEDICAL AND HOSPITAL SERVICES	249,917	632,195	69,019	600,000	450,000
6004411 PHYSICIAN SERVICES	7,439	9,300	1,697	9,200	9,200
6004413 OTHER HEALTH AND MEDICAL SERVI	3,220,834	4,691,438	2,357,523	3,814,146	3,814,146
6004573 OTHER FEES FOR SERVICES	108	200	76	200	200
6004593 OTHER GOVERNMENTS PAYMENTS	104,534	454,000	97,840	507,000	357,000
0000040 Contractual Expenditures Totals	4,523,653	6,546,001	2,919,258	5,564,143	5,214,143
0000041 Chargeback Expenses					
6004603 FOOD SERVICE CHARGEBACK SPECIA	339	0	348	0	0
6004609 DATA PROCESSING CHARGEBACKS	25,000	25,000	12,500	25,000	25,000
6004614 OTHER CHARGEBACK EXPENSES	39,817	55,000	6,987	54,053	54,053
6004625 FOOD SERVICE CHARGEBACKS	1,314,832	890,373	483,140	896,347	896,347
0000041 Chargeback Expenses Totals	1,379,988	970,373	502,975	975,400	975,400
0000060 Principal on Indebtedness					
6006008 PRINCIPAL ON CAPITAL LEASE	3,127	0	0	0	0
0000060 Principal on Indebtedness Totals	3,127	0	0	0	0
0000070 Interest on Indebtedness					
6007005 INTEREST ON CAPITAL LEASE	593	0	0	0	0
0000070 Interest on Indebtedness Totals	593	0	0	0	0
0000080 Employee Benefits					
6008001 STATE RETIREMENT	2,278,382	2,573,969	1,505,926	2,713,999	2,713,999
6008002 SOCIAL SECURITY	1,033,084	1,155,100	694,391	1,212,410	1,212,410

BROOME COUNTY GOVERNMENT
 REVENUE AND APPROPRIATION SUMMARY
 BY DEPARTMENT AND DIVISION

FUND: 1010 General Operating
 DEPT: 23000000 Sheriff
 DIV: 01 Sheriff-Corrections

Account	2018 Actuals	2019 Budget	2019 YTD Actuals As of 08/30/19	2020 Budget Requested	2020 Budget Recommended
6008004 WORKERS COMPENSATION	413,496	426,994	213,497	444,632	444,632
6008006 LIFE INSURANCE	2,546	2,850	956	2,865	2,865
6008007 HEALTH INSURANCE	1,938,332	2,285,968	1,274,284	2,289,369	2,289,369
6008009 RETIREE HEALTH INSURANCE	1,020,418	1,116,492	767,793	1,233,656	1,233,656
6008010 DISABILITY INSURANCE	22,893	23,172	13,953	27,978	27,978
6008011 UNEMPLOYMENT INSURANCE	4,785	0	0	0	0
6008013 HEALTH INS - RETIRE INCENTIVE	7,816	0	0	0	0
0000080 Employee Benefits Totals	6,721,752	7,584,545	4,470,800	7,924,909	7,924,909
0000090 Transfers					
6009002 TRANSFER TO GRANT FUND	26,825	37,305	30,305	30,019	30,019
0000090 Transfers Totals	26,825	37,305	30,305	30,019	30,019
Exp Total for Div: 2301	26,849,671	30,235,766	17,375,412	30,342,930	29,782,930
Total for Div: 23000000	-25,085,216	-29,241,056	-16,572,366	-29,476,580	-28,916,580

Sheriff/Law Enforcement

includes: Administration, Highway Patrol, Training, Detectives Unit and the Civil Division

Mission Statement

The Office of the Sheriff, to meet its responsibilities to the public, establishes the following as a statement of commitment. It is the mission of the Office of the Sheriff to:

- Fairly and impartially enforce all duly constituted laws of New York State and Broome County.
- Investigate, identify, apprehend and assist in prosecuting offenders using modern police methods and technologies.
- Respond quickly, efficiently and professionally to all reported crimes, emergencies, disasters and any other calls for service made by the public.
- Offer all employees the ability to improve their performance and experience through professional training while providing the public opportunities of involvement and education.
- Promulgate a safe work environment within the confines of the nature of the work.
- Cooperate with surrounding police and correctional agencies in training and enforcement to create an improved criminal justice system.
- Cooperate with all county agencies to improve the County and community while providing services at a cost-effective level.

Description

The Administrative Division enforces Broome County's policies and procedures governing intake and distribution of funds on behalf of the Sheriff's Office. This includes all purchasing, accounts payable, and payroll operations for the agency. They maintain Inmate and commissary records in accordance with bookkeeping rules and regulations. The records section processes and maintains records of all incidents and accidents.

The Highway Patrol Division is responsible 24 hours a day for patrolling 350 miles of county roads, 1008 miles of state highways and 927 miles of town roads. Patrol is the primary law enforcement for 52% of the residents of Broome County. It serves as the primary backup for five municipal agencies within Broome County.

A vital part of the Highway Patrol Division is the Community Policing function, which provides the following services:

- School Resource Officer (SRO): During the school year, serves as active SRO to both Chenango Valley and Maine-Endwell Schools, comprising eight different buildings spread out in different townships. The SRO spends 4-6 hours a day within any of the schools and/or in the school zone. Part of this time is spent conducting traffic enforcement within the school zone and following buses. While in the schools, the SRO will leave for Broome County Sheriff's Office and 911 calls if available. The SRO teaches various classes upon request (drug education, bullying, law/Govt. classes), and will assist at other school districts upon request (for complaints and education). The SRO spends an equal amount of time in the high school, middle school and primary schools he/she serves.

- **Community Outreach:**
Assist with any new or existing neighborhood watch groups.
Assist with any recruitment (patrol, corrections, civil).
Assist with social media (Facebook, Twitter, Flick, You Tube).
- **Police Traffic Services(PTS):**
Coordinate speed-trailer locations, analyze the data from these trailers and provide to Highway Patrol.
Manage the PTS and Motorcycle Safety Grants through the Governor’s Traffic Safety Committee (GTSC).

The Detective Division is responsible for the investigation of crimes as well as matters that cannot be effectively investigated by the Patrol Division members due to their complexity. It is responsible for initiation of investigations pertaining to narcotics trafficking and vice-related crimes. Detectives interview suspects, witnesses and informants with the objective of developing information on reported or suspected criminal activity. Detectives are also responsible for the preparation and submission of case reports for prosecution. Detectives work closely with the Broome County District Attorney’s Office as well as local, state and federal agencies to solve crimes and apprehend offenders. The division is also responsible for the management and execution of arrest warrants issued by Broome County Supreme Court, Family Court, and local criminal courts throughout the county and the extradition of prisoners from other states.

The Training Division operates the Broome County Sheriff’s Law Enforcement Academy which provides for all State mandated and in-service training within the Broome County Sheriff’s Office. The Academy also serves as the central training point for Zone 6, which encompasses forty police agencies in a seven county region. Training conducted at the Academy includes: firearms, defensive tactics,

instructor development, breath test operator, radar operator, supervisor school, basic corrections and recruit schools, in-service schools and seminars on numerous topics. The Academy is dedicated to maintaining the highest level of training available to the law enforcement officers that serve our community.

The Civil Division operates under the provisions of NYS Civil Practice Law and Rules (CPLR), Family Court Act (FCA) and Real Property Law (RPL). The division is mandated to serve documents and execute all decisions handed down by the courts including, but not limited to, Sheriff’s sales, income and property executions, evictions, summons and complaints, subpoenas, orders of seizure, warrants, temporary orders of protection and personal services (juvenile neglect and abuse). Civil Division staff maintain computerized records of all actions taken for mandated reporting to the appropriate court.

2020 Objectives

The Sheriff’s Office has requested the following enhancements to the 2020 Budget:

Administration

- Maintain current services.

Highway Patrol

- Continue providing effective Law Enforcement services to the residents of Broome County.

Detectives Division

- Maintain current services.
- Maintain the Sex Offender Registry and management system.
- Conduct special operations and investigations related to illegal firearms possession, prostitution, illicit and illegal narcotics and Alcoholic and beverage control laws of the State of New York.

Training Division

- Increase the number of law enforcement agencies who rely on the Broome County Law Enforcement Academy for all phases of their employee training.
- Increase the number of seminars and in-service training schools that are offered at no cost to the Academy.

Civil Division

- Maintain current services.

2020 Budget Highlights

Administration

- Maintain current level of services.

Highway Patrol

- Maintain current level of services.

Detective Division

- Maintain current level of services.

Training

- Upgrade training aides.
- Maintain current level of services.

Civil Division

- Maintain current level of services.

Sheriff

Civil(23020103) Detectives(23020203) Highway(23020303) Administration(23020403) Training(23020503)

<u>Title of Position</u>	<u>Grade/Unit</u>	<u>2018</u>	As of July 5,2019 <u>Current Authorized</u>	<u>2020 Requested</u>	<u>2020 Recommended</u>
<u>Full-Time Positions</u>					
Sheriff	Elected	1	1	1	1
Undersheriff	I Admin	0	0	1	1
Undersheriff	G Admin	1	1	0	0
Deputy Sheriff Captain	28 BAPA	1	1	1	1
Chief Civil Deputy	26 Admin	1	1	1	1
Civil Deputy	19 Admin	1	0	0	0
Deputy Sheriff/Civil	BCSLEOA	1	2	2	2
Secretary to Sheriff	23 Admin	0	1	1	1
Secretary to Sheriff	14 Admin	1	0	0	0
Fiscal Manager	17 BAPA	1	1	1	1
Deputy Sheriff Lieutenant	BCSLEOA	1	1	1	1
Deputy Sheriff Detective Sergeant	BCSLEOA	2	2	2	2
Deputy Sheriff Sergeant	BCSLEOA	7	7	7	7
Deputy Sheriff Detective	BCSLEOA	10	10	10	10
Deputy Sheriff *	BCSLEOA	30	30	33	33
Principal Account Clerk	13 CSEA	1	1	1	1
Senior Account Clerk Typist	9 CSEA	1	1	1	1
Keyboard Specialist	8 CSEA	5	5	5	5
Total Full-Time Positions		65	65	68	68
<u>Part-Time Positions</u>					
Keyboard Specialist	8 CSEA	0	1	2	2
Evidence Technician	14 CSEA	1	1	1	1
Total Part-Time Positions		1	2	3	3
Total Positions		66	67	71	71

REPORT:BP033

BROOME COUNTY GOVERNMENT
REVENUE AND APPROPRIATION SUMMARY
BY DEPARTMENT AND DIVISION

FUND: 1010 General Operating
DEPT: 23000000 Sheriff
DIV: 02 Sheriff-Law Enforcement

Account	2018 Actuals	2019 Budget	2019 YTD Actuals As of 08/30/19	2020 Budget Requested	2020 Budget Recommended
0000002 Departmental Income					
5000113 SHERIFF FEES	462,705	440,000	269,115	450,000	450,000
5000115 RECORD MONEY	2,934	2,500	3,760	2,700	2,700
5000117 OTHER PUB SAFETY DEPT INCOME	5,182	3,700	1,383	3,000	3,000
5000333 OTHER DEPARTMENTAL CHARGEBACK	19,833	20,625	14,533	19,457	19,457
5000426 MISCELLANEOUS	564	0	-550	0	0
0000002 Departmental Income Totals	491,218	466,825	288,241	475,157	475,157
0000003 Use of Money					
5000470 VENDING MACHINE	3,334	2,700	1,876	3,400	3,400
0000003 Use of Money Totals	3,334	2,700	1,876	3,400	3,400
0000006 Sale of Prop and Comp for Loss					
5000518 SALE OF EQUIPMENT	18,983	10,000	1,222	10,000	10,000
0000006 Sale of Prop and Comp for Loss Totals	18,983	10,000	1,222	10,000	10,000
0000007 Misc Interfund Revenues					
5000530 REFUNDS OF PRIOR YEARS EXPENDI	851	1,500	1,211	800	800
5000545 CREDIT CARD REBATES	3,853	1,200	1,781	3,500	3,500
5000546 Trust Account Inflows	152,078	0	0	0	0
0000007 Misc Interfund Revenues Totals	156,782	2,700	2,992	4,300	4,300
0000009 Federal Aid					
5000990 FEMA REVENUE	15,885	0	0	0	0
0000009 Federal Aid Totals	15,885	0	0	0	0
Rev Total for Div: 2302	686,202	482,225	294,331	492,857	492,857

0000010 Personnel Service

BROOME COUNTY GOVERNMENT
 REVENUE AND APPROPRIATION SUMMARY
 BY DEPARTMENT AND DIVISION

FUND: 1010 General Operating
 DEPT: 23000000 Sheriff
 DIV: 02 Sheriff-Law Enforcement

Account	2018 Actuals	2019 Budget	2019 YTD Actuals As of 08/30/19	2020 Budget Requested	2020 Budget Recommended
6001000 SALARIES FULL-TIME	4,200,726	4,401,341	2,644,797	4,816,805	4,506,506
6001001 SALARIES PART-TIME	1,692	31,597	2,643	45,799	45,799
6001002 SALARIES TEMPORARY	173,479	19,780	82,172	20,679	20,679
6001003 SALARIES OVERTIME	335,938	316,342	246,913	396,230	347,770
6001004 SALARIES SHIFT DIFFERENTIAL	54,556	54,360	34,599	56,810	56,810
6001005 DISABILITY 207C	24,386	46,320	34,600	47,560	40,360
6001006 OUT OF TITLE PAY	4,356	0	2,111	0	0
6001009 OTHER PERSONNEL SERVICES	56,275	56,075	19,091	54,675	54,675
6001012 HOLIDAY OVERTIME PAY	47,227	75,936	27,880	52,340	52,340
0000010 Personnel Service Totals	4,898,635	5,001,751	3,094,806	5,490,898	5,124,939
0000020 Equipment and Capital Outlay					
6002300 AUTOMOBILES	84,253	0	0	0	0
6002304 OTHER MOTOR VEHICLES	0	0	0	29,100	29,100
0000020 Equipment and Capital Outlay Totals	84,253	0	0	29,100	29,100
0000040 Contractual Expenditures					
6004010 BOOKS AND SUBSCRIPTIONS	3,301	5,680	2,982	5,250	5,250
6004012 OFFICE SUPPLIES	19,193	21,630	13,876	24,500	24,500
6004041 PHOTOGRAPHIC SUPPLIES	0	0	0	5,950	5,950
6004044 QUARTERMASTER SUPPLIES	96,286	116,979	65,149	98,011	98,011
6004045 TRAINING AND EDUCATIONAL SUPPL	36,142	37,449	22,472	34,763	34,763
6004046 GAS OIL GREASE AND DIESEL FUEL	1,262	1,800	416	1,200	1,200
6004048 MISC OPERATIONAL SUPPLIES	35,208	36,308	32,320	41,450	41,450
6004053 RECREATIONAL AND ACTIVITY SUPP	3,520	6,000	0	6,000	6,000
6004055 COMPUTER SOFTWARE AND SUPPLIES	0	0	0	20,000	20,000
6004056 COMPUTER EQUIPMENT(NON CAPITAL	0	7,051	0	0	0
6004100 POSTAGE AND FREIGHT	10,779	13,100	4,827	11,975	11,975
6004105 DUES AND MEMBERSHIPS	4,755	4,601	1,108	4,690	4,690
6004106 GENERAL OFFICE EXPENSES	475	900	475	900	900
6004113 WATER AND SEWAGE CHARGES	240	240	87	275	275
6004114 HEATING AND AIR COND PLANT EXP	2,568	1,800	1,914	2,700	2,700
6004115 ELECTRIC CURRENT	1,644	1,740	1,251	1,920	1,920
6004117 BUILDING AND GROUNDS EXPENSES	25	0	0	0	0
6004121 LAUNDRY AND DRY CLEANING EXPEN	4,442	4,540	2,730	8,050	8,050
6004123 MEDICAL HOSPITAL AND LAB EXPEN	3,383	1,000	405	3,000	3,000
6004126 RECREATIONAL AND ACTIVITY EXPE	800	900	850	850	850
6004136 OPERATIONAL EQUIPMENT REPAIRS	3,293	5,900	2,337	6,700	6,700
6004137 ADVERTISING AND PROMOTION EXPE	786	400	1,018	800	800

REPORT:BP033

BROOME COUNTY GOVERNMENT
REVENUE AND APPROPRIATION SUMMARY
BY DEPARTMENT AND DIVISION

FUND: 1010 General Operating
DEPT: 23000000 Sheriff
DIV: 02 Sheriff-Law Enforcement

Account	2018 Actuals	2019 Budget	2019 YTD Actuals As of 08/30/19	2020 Budget Requested	2020 Budget Recommended
6004138 OTHER OPERATIONAL EXPENSES	3,521	6,030	1,422	8,650	6,650
6004139 Trust Account Outflows	62,565	0	0	0	0
6004160 MILEAGE AND PARKING-LOCAL	0	50	0	50	50
6004161 TRAVEL HOTEL AND MEALS	18,557	17,000	10,112	17,900	17,900
6004162 EDUCATION AND TRAINING	10,972	14,650	11,671	16,075	15,075
6004164 NON-EMPLOYEE TRAVEL HOTEL & ME	29,682	25,100	10,030	26,100	26,100
6004165 ADVISORY BD/TRUSTEES EXPENSES	1,796	1,600	546	1,600	1,600
6004168 OTHER PERSONNEL EXPENSES	269	60	188	360	360
6004169 DAY TRIP MEAL REIMBURSEMENT	282	800	244	900	900
6004196 COPYING MACHINE RENTALS	7,905	10,656	6,619	9,840	9,840
6004402 LAB SERVICES	980	1,050	840	1,050	1,050
6004406 MEDICAL AND HOSPITAL SERVICES	0	250	0	250	250
6004411 PHYSICIAN SERVICES	0	250	0	250	250
6004537 INVESTIGATIONS EXPENSES	947	2,500	344	2,500	2,500
6004568 VETERINARIAN SERVICES	867	3,000	800	2,500	2,500
6004573 OTHER FEES FOR SERVICES	3,290	2,000	0	3,000	3,000
0000040 Contractual Expenditures Totals	369,735	353,014	197,033	370,009	367,009
0000041 Chargeback Expenses					
6004602 INSURANCE PREMIUM CHARGEBACK	220,474	189,719	94,860	150,840	150,840
6004603 FOOD SERVICE CHARGEBACK SPECIA	486	0	0	0	0
6004606 TELEPHONE BILLING ACCOUNT	15,421	14,400	7,714	15,929	15,929
6004609 DATA PROCESSING CHARGEBACKS	25,000	25,000	12,500	25,000	25,000
6004615 GASOLINE CHARGEBACK	186,185	270,000	78,471	258,000	258,000
6004616 FLEET SERVICE CHARGEBACK	164,250	166,944	166,944	175,232	175,232
0000041 Chargeback Expenses Totals	611,816	666,063	360,489	625,001	625,001
0000060 Principal on Indebtedness					
6006008 PRINCIPAL ON CAPITAL LEASE	3,444	0	0	0	0
0000060 Principal on Indebtedness Totals	3,444	0	0	0	0
0000070 Interest on Indebtedness					
6007005 INTEREST ON CAPITAL LEASE	428	0	0	0	0
0000070 Interest on Indebtedness Totals	428	0	0	0	0

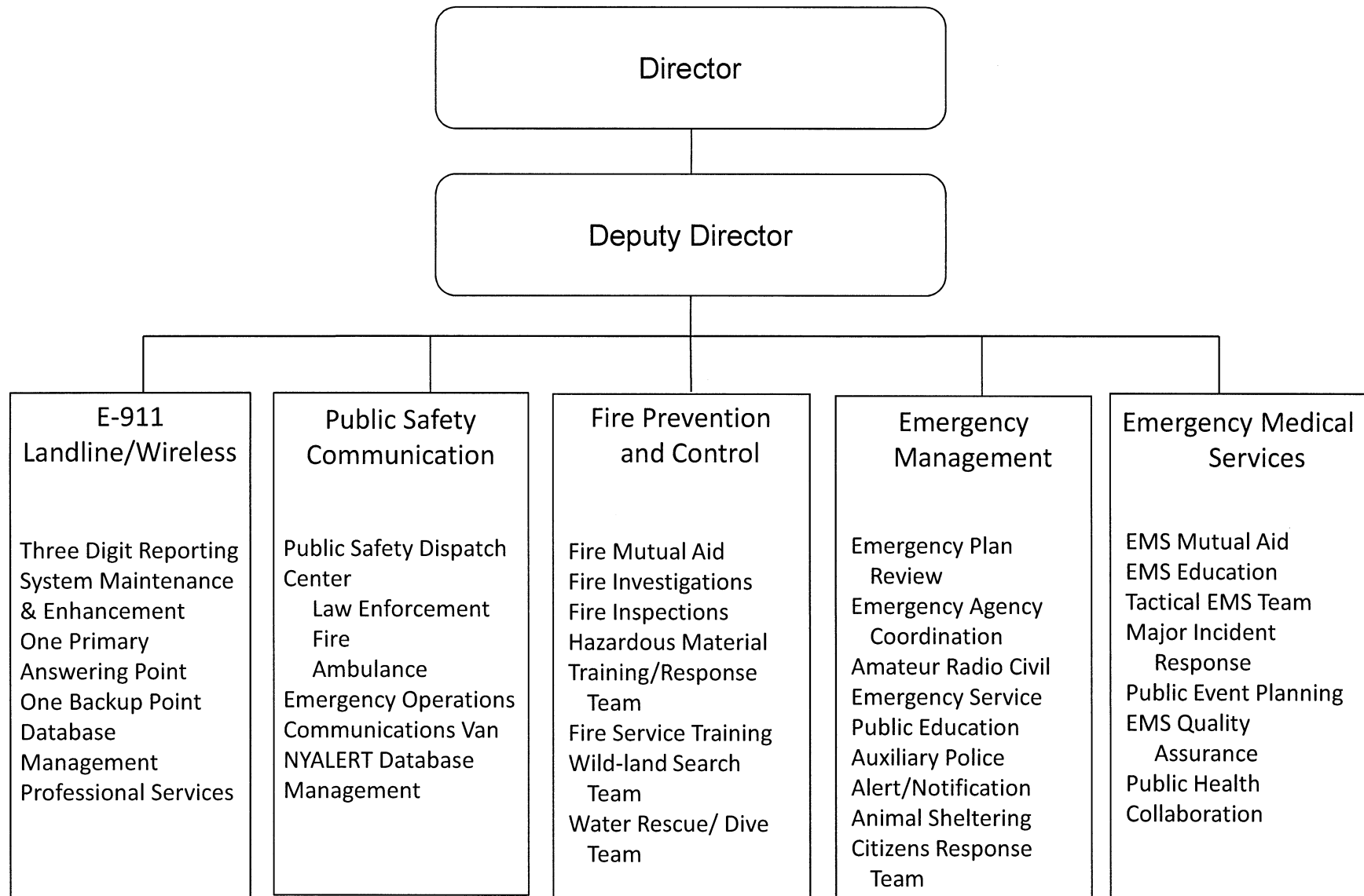
REPORT:BP033

BROOME COUNTY GOVERNMENT
 REVENUE AND APPROPRIATION SUMMARY
 BY DEPARTMENT AND DIVISION

FUND: 1010 General Operating
 DEPT: 23000000 Sheriff
 DIV: 02 Sheriff-Law Enforcement

Account	2018 Actuals	2019 Budget	2019 YTD Actuals As of 08/30/19	2020 Budget Requested	2020 Budget Recommended
0000080 Employee Benefits					
6008001 STATE RETIREMENT	1,086,510	1,158,686	694,569	1,259,744	1,197,950
6008002 SOCIAL SECURITY	359,222	378,018	227,362	419,075	395,339
6008004 WORKERS COMPENSATION	141,505	135,326	67,664	139,008	139,008
6008006 LIFE INSURANCE	977	975	341	1,110	1,020
6008007 HEALTH INSURANCE	764,072	819,436	462,360	892,684	833,032
6008009 RETIREE HEALTH INSURANCE	681,599	699,688	518,648	830,648	830,648
6008010 DISABILITY INSURANCE	601	560	358	616	616
6008011 UNEMPLOYMENT INSURANCE	5,148	0	0	0	0
6008013 HEALTH INS - RETIRE INCENTIVE	5,268	0	0	0	0
0000080 Employee Benefits Totals	3,044,902	3,192,689	1,971,302	3,542,885	3,397,613
Exp Total for Div: 2302	9,013,213	9,213,517	5,623,630	10,057,893	9,543,662
Total for Div: 23000000	-8,327,011	-8,731,292	-5,329,299	-9,565,036	-9,050,805
Total for Dept: 23000000	-33,412,227	-37,972,348	-21,901,665	-39,041,616	-37,967,385

Emergency Services



Emergency Services

OES - Operations

Mission Statement

To provide planning, training, resources, response, warning, coordination, and information through communications to the public, elected officials, and public safety agencies, to assist them in preparing for, and mitigating, emergencies and disasters, which affect the residents of Broome County.

Description

The Office of Emergency Services is comprised of five divisions: Communications, Emergency Management, Emergency Medical Services, Fire Prevention and Control and Public Safety Systems.

Communications administers the Broome County Emergency 911 Dispatch Center and assists local agencies in planning for future communications needs. Provides command post communications support at incidents and planned events.

Emergency Management conducts hazard vulnerability studies and maps hazards. Provide disaster planning and assistance for preparedness, response, and recovery. Coordinate alerts and warnings for river flooding, chemical spills, and response during emergencies. Administer the Animal Response Team, and Community Emergency Response Team.

Emergency Medical Services administers New York State certified emergency medical training programs. Plans delivery of adequate emergency medical services. Administers mutual aid plan among ambulance services and coordinates medical disaster planning, and Tactical EMS team.

Fire Prevention and Control administers and implements county fire mutual aid plan, county arson plan, county fire investigations, local New York State fire training program, county hazardous materials response team, county water rescue dive team, and county wild land search and rescue team. Conducts fire code enforcement inspections on county facilities and certain special events.

Public Safety Systems administers the county's public safety communications infrastructure. Oversees the construction of the new public safety radio system. Maintains a database for the NYALERT emergency public notification system.

2020 Objectives

- Continue management of emergency public notification system (NY Alert), review and update comprehensive emergency management plan. Design, plan and carry out required drills and exercises to test emergency plans and improve performance.
- Train, equip and recruit members for the seven volunteer teams in Emergency Services (Animal Response Team, Community Emergency Response Team, Wildland Search Team, and Tactical EMS, Technical Rescue (Rope/Dive), Hazardous Materials Team, and Critical Incident Stress Management Team).
- Build out five new radio tower sites to improve emergency communications as part of larger project to overhaul and replace the public safety communications system countywide.
- Continue to improve the staffing and efficiency deficits in the Communications Division. Move dispatchers to eight hour shifts and provide benefits to part-time staff.
- Consolidate the Emergency Medical Training budget into the department's main budget.

2020 Budget Highlights

- Continue to upgrade and replace equipment in the public safety communications system.
- Maintain critical services.
- Requested 5 dispatchers and 2 supervisors to transition dispatch staff to eight hour shifts.
- Consolidate EMS budget into the main OES budget.

Emergency Services 20010003
Operations

<u>Title of Position</u>	<u>Grade/Unit</u>	As of July 5, 2019			
		<u>2018 Actuals</u>	<u>Current Authorized</u>	<u>2020 Requested</u>	<u>2020 Recommended</u>
<u>Full-Time Positions</u>					
Director of Emergency Services	E Admin	1	1	1	1
Communications Supervisor	24 Admin	1	1	1	1
Fire Coordinator	22 Admin	1	1	1	1
Senior Emergency Services Dispatcher	18 BAPA	4	4	6	6
Emergency Services Dispatcher II	14 CSEA	} 38	40	45	45
Emergency Services Dispatcher I	12 CSEA				
Emergency Medical Services Coordinator*	22 Admin	0	0	1	1
Emergency Medical Services Officer*	11 CSEA	0	0	1	1
Principal Account Clerk	13 CSEA	0	0	1	1
Senior Account Clerk	9 CSEA	1	1	1	1
Total Full-Time Positions		46	48	58	58
<u>Part-Time Positions</u>					
Account Clerk	4 CSEA	0	1	1	1
Emergency Services Dispatcher II	14 CSEA	} 0	0	16	16
Emergency Services Dispatcher I	12 CSEA				
Total Part-Time Positions		0	1	17	17
Total Positions		46	49	75	75

*Transferred from 20040003 Emergency Services Emergency Medical Training

REPORT:BP033

BROOME COUNTY GOVERNMENT
REVENUE AND APPROPRIATION SUMMARY
BY DEPARTMENT AND DIVISION

FUND: 1010 General Operating
DEPT: 20000000 Emergency Services
DIV: 01 Emergency Services- Emergency Mgmt

Account	2018 Actuals	2019 Budget	2019 YTD Actuals As of 08/30/19	2020 Budget Requested	2020 Budget Recommended
20000000 Emergency Services					
0000002 Departmental Income					
5000112 STUDENT TUITION, PT DAY	0	0	0	90,000	90,000
5000189 OTHER LOCAL GOVERNMENTS	2,526	44,550	26,771	58,050	58,050
5000193 SALE OF TRAINING BOOKS	0	0	0	2,990	2,990
0000002 Departmental Income Totals	2,526	44,550	26,771	151,040	151,040
0000007 Misc Interfund Revenues					
5000534 TRANSFER FROM INSURANCE RESERV	1,072	0	0	0	0
5000545 CREDIT CARD REBATES	1,991	0	544	0	0
0000007 Misc Interfund Revenues Totals	3,063	0	544	0	0
0000008 State Aid					
5000823 VOLUNTEER TRAINING	0	0	0	62,000	62,000
0000008 State Aid Totals	0	0	0	62,000	62,000
0000009 Federal Aid					
5000990 FEMA REVENUE	6,368	0	0	0	0
0000009 Federal Aid Totals	6,368	0	0	0	0
Rev Total for Div: 2001	11,957	44,550	27,315	213,040	213,040
0000010 Personnel Service					
6001000 SALARIES FULL-TIME	2,220,006	2,334,859	1,451,472	2,870,567	2,870,567
6001001 SALARIES PART-TIME	71	0	0	255,944	255,944
6001002 SALARIES TEMPORARY	280,873	302,494	193,596	83,698	83,698
6001003 SALARIES OVERTIME	286,815	179,594	106,800	195,400	195,400
6001004 SALARIES SHIFT DIFFERENTIAL	26,652	40,311	17,666	47,698	47,698
6001006 OUT OF TITLE PAY	2,283	1,350	2,722	1,350	1,350
6001008 STAND-BY PAY	14,311	14,600	9,238	21,900	21,900
6001009 OTHER PERSONNEL SERVICES	25	0	0	0	0

BROOME COUNTY GOVERNMENT
 REVENUE AND APPROPRIATION SUMMARY
 BY DEPARTMENT AND DIVISION

FUND: 1010 General Operating
 DEPT: 20000000 Emergency Services
 DIV: 01 Emergency Services- Emergency Mgmt

Account	2018 Actuals	2019 Budget	2019 YTD Actuals As of 08/30/19	2020 Budget Requested	2020 Budget Recommended
0000010 Personnel Service Totals	2,831,036	2,873,208	1,781,494	3,476,557	3,476,557
0000020 Equipment and Capital Outlay					
6002709 OTHER OPERATIONAL EQUIPMENT	9,273	0	0	30,000	30,000
0000020 Equipment and Capital Outlay Totals	9,273	0	0	30,000	30,000
0000040 Contractual Expenditures					
6004010 BOOKS AND SUBSCRIPTIONS	2,522	2,900	0	3,000	3,000
6004012 OFFICE SUPPLIES	1,615	2,643	2,599	5,342	5,342
6004022 FUEL AND HEATING SUPPLIES	5,598	8,000	4,343	7,500	7,500
6004030 FOOD AND BEVERAGES	0	500	50	500	500
6004041 PHOTOGRAPHIC SUPPLIES	2,152	5,820	3,027	4,500	4,500
6004043 ARSON INVESTIGATION SUPPLIES	4,925	7,793	3,609	6,735	6,735
6004045 TRAINING AND EDUCATIONAL SUPPL	0	0	0	12,549	12,549
6004048 MISC OPERATIONAL SUPPLIES	1,443	1,868	1,085	3,118	3,118
6004100 POSTAGE AND FREIGHT	14	0	0	150	150
6004105 DUES AND MEMBERSHIPS	650	995	611	1,105	1,105
6004106 GENERAL OFFICE EXPENSES	23	2,885	1,027	2,885	2,885
6004113 WATER AND SEWAGE CHARGES	328	200	256	350	350
6004115 ELECTRIC CURRENT	9,601	17,000	4,800	17,000	17,000
6004136 OPERATIONAL EQUIPMENT REPAIRS	2,544	2,544	726	2,844	2,844
6004138 OTHER OPERATIONAL EXPENSES	59,270	14,807	4,407	26,308	26,308
6004160 MILEAGE AND PARKING-LOCAL	1,145	1,000	848	1,464	1,464
6004161 TRAVEL HOTEL AND MEALS	2,212	1,400	2,135	2,060	2,060
6004162 EDUCATION AND TRAINING	2,581	2,500	448	4,080	4,080
6004200 PROPERTY LOSS	1,072	0	0	0	0
6004570 INSTRUCTOR SERVICES	50	0	0	81,504	81,504
6004573 OTHER FEES FOR SERVICES	0	13,000	10,412	21,250	21,250
0000040 Contractual Expenditures Totals	97,745	85,855	40,383	204,244	204,244
0000041 Chargeback Expenses					
6004602 INSURANCE PREMIUM CHARGEBACK	4,226	6,022	3,011	6,156	6,156
6004610 PERSONNEL SERVICES CHARGEBACKS	8,705	0	0	0	0
6004615 GASOLINE CHARGEBACK	7,584	15,000	4,345	15,000	15,000
6004616 FLEET SERVICE CHARGEBACK	20,250	20,304	20,304	21,312	21,312
6004626 TRANSPORTATION SERVICES CHARGE	0	12,554	12,554	25,219	25,219
0000041 Chargeback Expenses Totals	40,765	53,880	40,214	67,687	67,687

REPORT:BP033

BROOME COUNTY GOVERNMENT
REVENUE AND APPROPRIATION SUMMARY
BY DEPARTMENT AND DIVISION

FUND: 1010 General Operating
DEPT: 20000000 Emergency Services
DIV: 01 Emergency Services- Emergency Mgmt

Account	2018 Actuals	2019 Budget	2019 YTD Actuals As of 08/30/19	2020 Budget Requested	2020 Budget Recommended
0000080 Employee Benefits					
6008001 STATE RETIREMENT	412,812	445,227	263,028	501,030	501,030
6008002 SOCIAL SECURITY	205,771	217,358	129,298	254,798	254,798
6008004 WORKERS COMPENSATION	39,408	40,864	20,432	42,501	42,501
6008006 LIFE INSURANCE	675	1,140	246	1,140	1,140
6008007 HEALTH INSURANCE	428,274	475,876	260,476	615,032	615,032
6008009 RETIREE HEALTH INSURANCE	51,754	52,414	43,065	72,764	72,764
6008010 DISABILITY INSURANCE	3,105	5,763	1,848	7,916	7,916
6008011 UNEMPLOYMENT INSURANCE	3,290	0	0	0	0
0000080 Employee Benefits Totals	<u>1,145,089</u>	<u>1,238,642</u>	<u>718,393</u>	<u>1,495,181</u>	<u>1,495,181</u>
Exp Total for Div: 2001	<u>4,123,908</u>	<u>4,251,585</u>	<u>2,580,484</u>	<u>5,273,669</u>	<u>5,273,669</u>
Total for Div: 20000000	<u>-4,111,951</u>	<u>-4,207,035</u>	<u>-2,553,169</u>	<u>-5,060,629</u>	<u>-5,060,629</u>

Emergency Services

E-911

Mission Statement

To provide for a universal 911 emergency telephone reporting system within Broome County. To provide, within the confines of revenue produced through the 911 surcharge, a communications system and enhancements to public safety agencies in the county with the 911 system.

Description

The 911 system is funded through the 911 telephone bill surcharge and the E-911 wireless surcharge. These surcharges provide revenue for the operation and maintenance of the system and enables enhancement of the communications system.

2020 Objectives

- Complete 911 center improvements started in 2019.
- Expand mobile computer terminals to rest of law enforcement, all EMS, and some fire vehicles.
- Cover recurring expenses within the 911 center.
- Implement efficiencies within the 911 center.

2020 Budget Highlights

- Maintain services to public safety agencies and the public who relies on this critical service.

- Improve communications systems to enhance first responder safety and to provide needed interoperability between agencies.
- Improve efficiency in the communications system.
- Start to rebuild reserves for future planned infrastructure projects.

Emergency Services 20020003
911

<u>Title of Position</u>	<u>Grade/Unit</u>	2018 <u>Actuals</u>	As of July 5, 2019 Current <u>Authorized</u>	2020 <u>Requested</u>	2020 <u>Recommended</u>
<u>Full-Time Positions</u>					
Senior Emergency Services Dispatcher	18 BAPA	3	3	3	3
Total Full-Time Positions		3	3	3	3
<u>Part-Time Positions</u>					
None					
Total Part-Time Positions		0	0	0	0
Total Positions		3	3	3	3

BROOME COUNTY GOVERNMENT
 REVENUE AND APPROPRIATION SUMMARY
 BY DEPARTMENT AND DIVISION

FUND: 1010 General Operating
 DEPT: 20000000 Emergency Services
 DIV: 02 Emergency Svcs-911 Comm

Account	2018 Actuals	2019 Budget	2019 YTD Actuals As of 08/30/19	2020 Budget Requested	2020 Budget Recommended
0000007 Misc Interfund Revenues					
5000535 911 SURCHARGE - LANDLINE	251,231	272,493	117,745	225,000	225,000
5000548 911 - LANDLINE UPGRADE	0	0	0	835,714	835,714
0000007 Misc Interfund Revenues Totals	251,231	272,493	117,745	1,060,714	1,060,714
Rev Total for Div: 2002	251,231	272,493	117,745	1,060,714	1,060,714
0000010 Personnel Service					
6001000 SALARIES FULL-TIME	165,213	176,338	112,926	114,439	114,439
6001003 SALARIES OVERTIME	14,450	0	11,733	13,550	13,550
6001004 SALARIES SHIFT DIFFERENTIAL	2,575	0	1,749	1,750	1,750
6001008 STAND-BY PAY	1,396	0	1,143	200	200
0000010 Personnel Service Totals	183,634	176,338	127,551	129,939	129,939
0000040 Contractual Expenditures					
6004101 TELEPHONE	0	0	0	17,805	17,805
6004138 OTHER OPERATIONAL EXPENSES	89,100	0	0	0	0
6004162 EDUCATION AND TRAINING	0	0	0	12,000	12,000
6004199 RADIO EQUIPMENT LEASE	0	0	0	735,414	735,414
6004595 TRANSFER TO RESERVE	0	0	0	100,300	100,300
0000040 Contractual Expenditures Totals	89,100	0	0	865,519	865,519
0000080 Employee Benefits					
6008001 STATE RETIREMENT	30,163	31,141	21,093	20,370	20,370
6008002 SOCIAL SECURITY	13,043	13,490	9,050	8,755	8,755
6008006 LIFE INSURANCE	41	45	16	30	30
6008007 HEALTH INSURANCE	45,511	51,479	32,005	36,101	36,101
6008010 DISABILITY INSURANCE	3	0	0	0	0
0000080 Employee Benefits Totals	88,761	96,155	62,164	65,256	65,256

REPORT:BP033

BROOME COUNTY GOVERNMENT
REVENUE AND APPROPRIATION SUMMARY
BY DEPARTMENT AND DIVISION

FUND: 1010 General Operating
DEPT: 20000000 Emergency Services
DIV: 02 Emergency Svcs-911 Comm

Account	2018 Actuals	2019 Budget	2019 YTD Actuals As of 08/30/19	2020 Budget Requested	2020 Budget Recommended
Exp Total for Div: 2002	361,495	272,493	189,715	1,060,714	1,060,714
Total for Div: 20000000	-110,264	0	-71,970	0	0

BROOME COUNTY GOVERNMENT
 REVENUE AND APPROPRIATION SUMMARY
 BY DEPARTMENT AND DIVISION

FUND: 1010 General Operating
 DEPT: 20000000 Emergency Services
 DIV: 03 Emergency Services-911 Wireless

Account	2018 Actuals	2019 Budget	2019 YTD Actuals As of 08/30/19	2020 Budget Requested	2020 Budget Recommended
0000007 Misc Interfund Revenues					
5000541 911 SURCHARGE - WIRELESS	498,287	520,000	298,824	520,000	520,000
5000547 911 - WIRELESS UPGRADE	0	0	0	1,906,667	1,906,667
5000561 TRANSFER FROM RESERVE FUND	0	49,528	49,528	0	0
0000007 Misc Interfund Revenues Totals	498,287	569,528	348,352	2,426,667	2,426,667
Rev Total for Div: 2003	498,287	569,528	348,352	2,426,667	2,426,667
0000040 Contractual Expenditures					
6004010 BOOKS AND SUBSCRIPTIONS	0	305	0	305	305
6004012 OFFICE SUPPLIES	0	11,291	1,801	5,000	5,000
6004043 ARSON INVESTIGATION SUPPLIES	1,409	0	0	0	0
6004045 TRAINING AND EDUCATIONAL SUPPL	0	600	338	600	600
6004046 GAS OIL GREASE AND DIESEL FUEL	0	1,700	348	2,000	2,000
6004048 MISC OPERATIONAL SUPPLIES	3,146	6,050	2,945	8,050	8,050
6004101 TELEPHONE	4,262	46,800	29,887	41,000	41,000
6004105 DUES AND MEMBERSHIPS	0	800	0	1,075	1,075
6004106 GENERAL OFFICE EXPENSES	1,419	1,800	460	1,500	1,500
6004138 OTHER OPERATIONAL EXPENSES	214,072	409,557	100,433	282,275	282,275
6004160 MILEAGE AND PARKING-LOCAL	250	0	0	0	0
6004161 TRAVEL HOTEL AND MEALS	7,239	13,212	2,303	13,212	13,212
6004162 EDUCATION AND TRAINING	12,222	16,496	5,488	16,496	16,496
6004196 COPYING MACHINE RENTALS	2,565	6,000	4,970	6,000	6,000
6004199 RADIO EQUIPMENT LEASE	0	0	0	1,715,967	1,715,967
6004595 TRANSFER TO RESERVE	0	0	0	190,700	190,700
0000040 Contractual Expenditures Totals	246,584	514,611	148,973	2,284,180	2,284,180
0000041 Chargeback Expenses					
6004609 DATA PROCESSING CHARGEBACKS	63,683	74,683	37,342	82,487	82,487
6004621 BUILDING AND LAND RENTAL CHARG	15,000	15,000	0	15,000	15,000
0000041 Chargeback Expenses Totals	78,683	89,683	37,342	97,487	97,487
0000060 Principal on Indebtedness					

REPORT:BP033

BROOME COUNTY GOVERNMENT
REVENUE AND APPROPRIATION SUMMARY
BY DEPARTMENT AND DIVISION

FUND: 1010 General Operating
DEPT: 20000000 Emergency Services
DIV: 03 Emergency Services-911 Wireless

Account	2018 Actuals	2019 Budget	2019 YTD Actuals As of 08/30/19	2020 Budget Requested	2020 Budget Recommended
6006008 PRINCIPAL ON CAPITAL LEASE	2,726	0	0	0	0
0000060 Principal on Indebtedness Totals	2,726	0	0	0	0
0000070 Interest on Indebtedness					
6007005 INTEREST ON CAPITAL LEASE	946	0	0	0	0
0000070 Interest on Indebtedness Totals	946	0	0	0	0
0000090 Transfers					
6009002 TRANSFER TO GRANT FUND	45,000	45,000	45,000	45,000	45,000
0000090 Transfers Totals	45,000	45,000	45,000	45,000	45,000
Exp Total for Div: 2003	373,939	649,294	231,315	2,426,667	2,426,667
Total for Div: 20000000	124,348	-79,766	117,037	0	0

Emergency Services 20040003
 Emergency Medical Training

<u>Title of Position</u>	<u>Grade/Unit</u>	As of July 5, 2019			
		<u>2018 Actuals</u>	<u>Current Authorized</u>	<u>2020 Requested</u>	<u>2020 Recommended</u>
<u>Full-Time Positions</u>					
Emergency Medical Services Coordinator*	22 Admin	1	1	0	0
Emergency Medical Services Officer*	11 CSEA	0	1	0	0
Principal Account Clerk	13 CSEA	0	1	0	0
Keyboard Specialist*	8 CSEA	1	0	0	0
Total Full-Time Positions		2	3	0	0
<u>Part-Time Positions</u>					
Emergency Medical Services Officer*	11 CSEA	1	0	0	0
Total Part-Time Positions		1	0	0	0
Total Positions		3	3	0	0

*Transferred to 20010003 Emergency Services Operations

REPORT:BP033

BROOME COUNTY GOVERNMENT
REVENUE AND APPROPRIATION SUMMARY
BY DEPARTMENT AND DIVISION

FUND: 1010 General Operating
DEPT: 20000000 Emergency Services
DIV: 04 EMS - Emergency Medical Training

Account	2018 Actuals	2019 Budget	2019 YTD Actuals As of 08/30/19	2020 Budget Requested	2020 Budget Recommended
0000002 Departmental Income					
5000112 STUDENT TUITION, PT DAY	78,825	90,000	41,020	0	0
5000193 SALE OF TRAINING BOOKS	939	2,990	389	0	0
0000002 Departmental Income Totals	79,764	92,990	41,409	0	0
0000008 State Aid					
5000823 VOLUNTEER TRAINING	45,355	62,000	48,535	0	0
0000008 State Aid Totals	45,355	62,000	48,535	0	0
Rev Total for Div: 2004	125,119	154,990	89,944	0	0
0000010 Personnel Service					
6001000 SALARIES FULL-TIME	95,893	135,859	78,514	0	0
6001001 SALARIES PART-TIME	18,658	0	0	0	0
6001003 SALARIES OVERTIME	13,217	0	21,096	0	0
0000010 Personnel Service Totals	127,768	135,859	99,610	0	0
0000040 Contractual Expenditures					
6004010 BOOKS AND SUBSCRIPTIONS	50	100	59	0	0
6004012 OFFICE SUPPLIES	1,775	3,000	3,234	0	0
6004045 TRAINING AND EDUCATIONAL SUPPL	8,529	12,549	2,437	0	0
6004048 MISC OPERATIONAL SUPPLIES	1,834	500	113	0	0
6004054 SAFETY SUPPLIES	8	0	0	0	0
6004100 POSTAGE AND FREIGHT	92	150	82	0	0
6004105 DUES AND MEMBERSHIPS	95	90	0	0	0
6004136 OPERATIONAL EQUIPMENT REPAIRS	0	300	0	0	0
6004160 MILEAGE AND PARKING-LOCAL	236	414	0	0	0
6004161 TRAVEL HOTEL AND MEALS	782	660	0	0	0
6004162 EDUCATION AND TRAINING	490	780	90	0	0
6004570 INSTRUCTOR SERVICES	75,240	83,644	42,954	0	0
0000040 Contractual Expenditures Totals	89,131	102,187	48,969	0	0

BROOME COUNTY GOVERNMENT
 REVENUE AND APPROPRIATION SUMMARY
 BY DEPARTMENT AND DIVISION

FUND: 1010 General Operating
 DEPT: 20000000 Emergency Services
 DIV: 04 EMS - Emergency Medical Training

Account	2018 Actuals	2019 Budget	2019 YTD Actuals As of 08/30/19	2020 Budget Requested	2020 Budget Recommended
0000080 Employee Benefits					
6008001 STATE RETIREMENT	20,587	22,832	14,356	0	0
6008002 SOCIAL SECURITY	9,213	10,393	7,251	0	0
6008006 LIFE INSURANCE	38	45	12	0	0
6008007 HEALTH INSURANCE	25,796	30,088	16,022	0	0
6008009 RETIREE HEALTH INSURANCE	0	0	2,401	0	0
6008010 DISABILITY INSURANCE	133	160	70	0	0
0000080 Employee Benefits Totals	55,767	63,518	40,112	0	0
Exp Total for Div: 2004	272,666	301,564	188,691	0	0
Total for Div: 20000000	-147,547	-146,574	-98,747	0	0
Total for Dept: 20000000	-4,245,414	-4,433,375	-2,606,849	-5,060,629	-5,060,629

Probation

Probation Director

Deputy Director

Criminal Unit

Criminal Investigations
 Criminal Probation Supervision
 Interim Supervision
 Specialized DWI Caseload
 Specialized Sex Offender Caseload
 e-Justice and Integrated Probation Registrant System
 Transfer In/Out of Probation Cases
 Victim Reparation
 Electronic Monitoring
 Sex Offender Registry
 DNA Collection
 Drug and Alcohol Testing
 Coordination with Forensic Mental Health Programs
 Drug, Domestic Violence, Veterans', Family Treatment, and Mental Health Courts
 Associated Computer Systems, i.e., Probation Tracking System, Caseload Explorer, Correctional Offender Management Profiling and Alternative Sanctions, Grants
 Pre-Trial Release Program
 Ignition Interlock Device

Administration

Fiscal Management/ Budget
 Personnel
 Restitution Collection and Disbursement to Crime Victims
 DWI Fine Collection for Broome County Court
 DWI Supervision Fees
 Records Management

Raise The Age Legislation impact:
 Court ordered investigations
 Youth Part supervision
 Family Court supervision
 Comprehensive assessments
 Diversion case management
 Youth assessment screening instrument
 Probation tracking system
 Caseload explorer
 Victim satisfaction
 Electronic monitoring
 Victim reparation
 Special programming

Family Services Unit

Court Ordered Investigations
 Family Court Supervision
 Adjudicated Persons in Need of Supervision
 Juvenile Delinquents
 Support Cases and Family Offenses
 Adoption Investigations
 Comprehensive Assessments/ Reports
 Juvenile Delinquent Diversion Case Management
 Youth Assessment Screening Instrument
 Probation Tracking System, Caseload Explorer
 Juvenile Delinquent Diversion Victims' Satisfaction
 JD Introduction to Supervision Groups
 Electronic Monitoring
 Victim Reparation
 Raise The Age Implementation

Probation

Mission Statement

The Broome County Probation Department is dedicated to reducing crime and delinquency and facilitating the rehabilitation of offenders of the law. This is accomplished through investigation, supervision, and diversion of cases that have violated laws of the Family Court Act, the Penal Law, Vehicle and Traffic Law and other laws of the State of New York. This department works closely with the courts, police agencies, treatment agencies, and other human service agencies in Broome County to rehabilitate offenders. The Probation Department has a primary obligation to the community to return offenders to the courts when they do not abide by the court's sentence and conditions of probation.

Description

The Criminal Division supervises all adults (age 17 and above) (18 and above effective 10/1/19) placed on probation by the criminal courts in Broome County. At the end of 2018 the Criminal Division was supervising 1642 individuals. This division provides pre-sentence/pre-plea investigations as ordered by the courts in Broome County, regardless of disposition. This division completed 1140 investigations by the end of 2018. The Criminal Division also provides pre-trial release services as an alternative to incarceration, and thus decreases potential jail days. This division screened 1999 individuals in 2018 and saved \$1,234,573.00 in jail costs in 2018. 310 individuals were released to Pre-Trial Services in 2018. In addition, adults were monitored on Electronic Monitoring for 4651 days in 2018 and Juveniles for 160 days.

The Family Services Division provides pre-dispositional investigations for the Family Courts, Persons in Need of Supervision (PINS) petitions and juvenile delinquency (JD) petitions. We also provide supervision for all adjudicated PINS and JD cases and provide JD Diversion services. In addition, beginning with the legislation that went into effect on October 1, 2018 we provide Assessment, Case Planning and Supervision for Raise the Age Youth in the Youth Part and Family Courts. Probation works closely with Social Services, law enforcement and the County Attorney's Office. The goal is to divert youth from entering Family Court and avoid costly detention and out of

home placements through community services and interventions. Probation also provides Pre-Trial services for youth in Family and Youth Part Courts.

2020 Objectives

- Attempt to manage caseloads with increasingly serious and violent offenders being placed on probation and Pre-Trial Release. Many causes such as serious substance abuse, mental illness, and general aggressive tendencies make for a more volatile probationer. For 2020, we have requested one additional probation assistant position to handle the increase in number of cases currently being supervised by the Pre-Trial Release staff and in anticipation of Bail Reform.
- To manage un-funded New York State mandates, including DNA specimen collection, Sex Offender Registration, YASI and COMPAS. Probation is also involved with Drug Court, Domestic Violence Court, Veteran's Court, Youth Part Court and Integrated Domestic Violence Court. Probation personnel attend and participate in the DWI Impact Panel, Domestic Violence Impact Panel, Magistrates Association meetings as well as Raise the Age collaborative meetings.
- To continue to use and expand electronic monitoring as an alternative to costly detention and incarceration for juveniles and adults. Courts have been placing more offenders on probation with the added condition of electronic monitoring.
- To continue to work with the STOP-DWI program in an attempt to change the behavior of the DWI offender.

2020 Budget Highlights

- Requesting the addition of two Probation Assistant positions to deal with our ever-increasing Pre-Trial Release caseloads and Bail Reform.
- It is anticipated that the New York State aid reimbursement rate for eligible probation expenses will remain flat.

Probation 21010003

<u>Title of Position</u>	<u>Grade/Unit</u>	2018 <u>Actuals</u>	As of	2020 <u>Requested</u>	2020 <u>Recommended</u>
			July 5, 2019 <u>Current Authorized</u>		
<u>Full-Time Positions</u>					
Probation Director III	G Admin	1	1	1	1
Deputy Probation Director III	D Admin	1	1	1	1
Probation Supervisor *	21 BAPA	5	6	6	6
Senior Probation Officer	19 CSEA	6	6	6	6
Probation Officer/Trainee **	17/16 CSEA	25	29	29	29
Principal Account Clerk	13 CSEA	1	1	1	1
Secretary	13 CSEA	1	1	1	1
Probation Assistant ***	12 CSEA	0	0	2	2
Keyboard Specialist	8 CSEA	3	3	3	3
Account Clerk	7 CSEA	2	2	2	2
Total Full-Time Positions		45	50	52	52
<u>Part-Time Positions</u>					
None					
Total Part-Time Positions		0	0	0	0
Total Positions		45	50	52	52

* One position funded for 1/2 year 2019

** Two positions funded in 2019, one position funded 1/2 year 2019, one position funded 12/9/19

*** One position funded April 1, 2020

BROOME COUNTY GOVERNMENT
 REVENUE AND APPROPRIATION SUMMARY BY DEPARTMENT

FUND: 1010 General Operating
 DEPT: 21000000 Probation

Account	2018 Actuals	2019 Budget	2019 YTD Actuals As of 08/30/19	2020 Budget Requested	2020 Budget Recommended
0000002 Departmental Income					
5000208 RESTITUTION/REPARATION SURCHAR	11,311	13,957	12,175	15,249	15,249
5000333 OTHER DEPARTMENTAL CHARGEBACK	26,801	25,000	26,428	24,000	24,000
5000426 MISCELLANEOUS	4	0	0	0	0
0000002 Departmental Income Total	38,116	38,957	38,603	39,249	39,249
0000007 Misc Interfund Revenues					
5000545 CREDIT CARD REBATES	130	0	168	0	0
0000007 Misc Interfund Revenues Total	130	0	168	0	0
0000008 State Aid					
5000814 PROBATION SERVICES	432,321	432,321	108,080	432,321	432,321
5000835 STATE AID	0	381,674	0	381,674	381,674
0000008 State Aid Total	432,321	813,995	108,080	813,995	813,995
0000009 Federal Aid					
5000946 FEDERAL AID - OTHER	8,190	8,458	3,693	7,386	7,386
0000009 Federal Aid Total	8,190	8,458	3,693	7,386	7,386
Rev Totals for Dept: 21000000	478,757	861,410	150,544	860,630	860,630
0000010 Personnel Service					
6001000 SALARIES FULL-TIME	2,113,845	2,412,405	1,333,511	2,532,632	2,532,632
6001002 SALARIES TEMPORARY	24,338	0	1,812	0	0
6001003 SALARIES OVERTIME	0	0	0	17,387	17,387
0000010 Personnel Service Totals	2,138,183	2,412,405	1,335,323	2,550,019	2,550,019
0000040 Contractual Expenditures					
6004012 OFFICE SUPPLIES	3,483	5,231	2,105	5,000	5,000

REPORT:BP032

BROOME COUNTY GOVERNMENT
REVENUE AND APPROPRIATION SUMMARY BY DEPARTMENT

FUND: 1010 General Operating
DEPT: 21000000 Probation

Account	2018 Actuals	2019 Budget	2019 YTD Actuals As of 08/30/19	2020 Budget Requested	2020 Budget Recommended
6004046 GAS OIL GREASE AND DIESEL FUEL	25	75	39	75	75
6004048 MISC OPERATIONAL SUPPLIES	23,241	31,188	14,529	28,000	28,000
6004054 SAFETY SUPPLIES	0	4,938	0	4,938	4,938
6004102 TELEPHONE EQUIPMENT	81	0	0	0	0
6004105 DUES AND MEMBERSHIPS	750	1,300	1,200	1,200	1,200
6004106 GENERAL OFFICE EXPENSES	0	1,800	0	1,500	1,500
6004136 OPERATIONAL EQUIPMENT REPAIRS	0	200	0	200	200
6004138 OTHER OPERATIONAL EXPENSES	528	450	226	450	450
6004146 SUBCONTRACTED PROGRAM EXPENSE	21,710	75,000	16,613	60,000	60,000
6004160 MILEAGE AND PARKING-LOCAL	749	3,000	354	1,000	1,000
6004161 TRAVEL HOTEL AND MEALS	7,838	7,500	10,370	10,500	10,500
6004162 EDUCATION AND TRAINING	536	750	540	700	700
6004169 DAY TRIP MEAL REIMBURSEMENT	0	400	0	400	400
6004196 COPYING MACHINE RENTALS	4,579	7,900	3,586	6,000	6,000
6004573 OTHER FEES FOR SERVICES	2,534	40,000	754	25,000	15,000
0000040 Contractual Expenditures Totals	66,054	179,732	50,316	144,963	134,963
0000041 Chargeback Expenses					
6004602 INSURANCE PREMIUM CHARGEBACK	15,662	4,625	2,312	3,825	3,825
6004615 GASOLINE CHARGEBACK	3,600	4,500	1,831	5,400	5,400
6004616 FLEET SERVICE CHARGEBACK	9,000	9,024	9,024	9,472	9,472
6004626 TRANSPORTATION SERVICES CHARGE	12,348	13,474	13,474	7,303	7,303
0000041 Chargeback Expenses Totals	40,610	31,623	26,641	26,000	26,000
0000060 Principal on Indebtedness					
6006008 PRINCIPAL ON CAPITAL LEASE	1,265	0	0	0	0
0000060 Principal on Indebtedness Totals	1,265	0	0	0	0
0000070 Interest on Indebtedness					
6007005 INTEREST ON CAPITAL LEASE	118	0	0	0	0
0000070 Interest on Indebtedness Totals	118	0	0	0	0
0000080 Employee Benefits					
6008001 STATE RETIREMENT	316,842	386,129	193,593	375,098	375,098
6008002 SOCIAL SECURITY	153,127	184,498	95,604	194,573	194,573

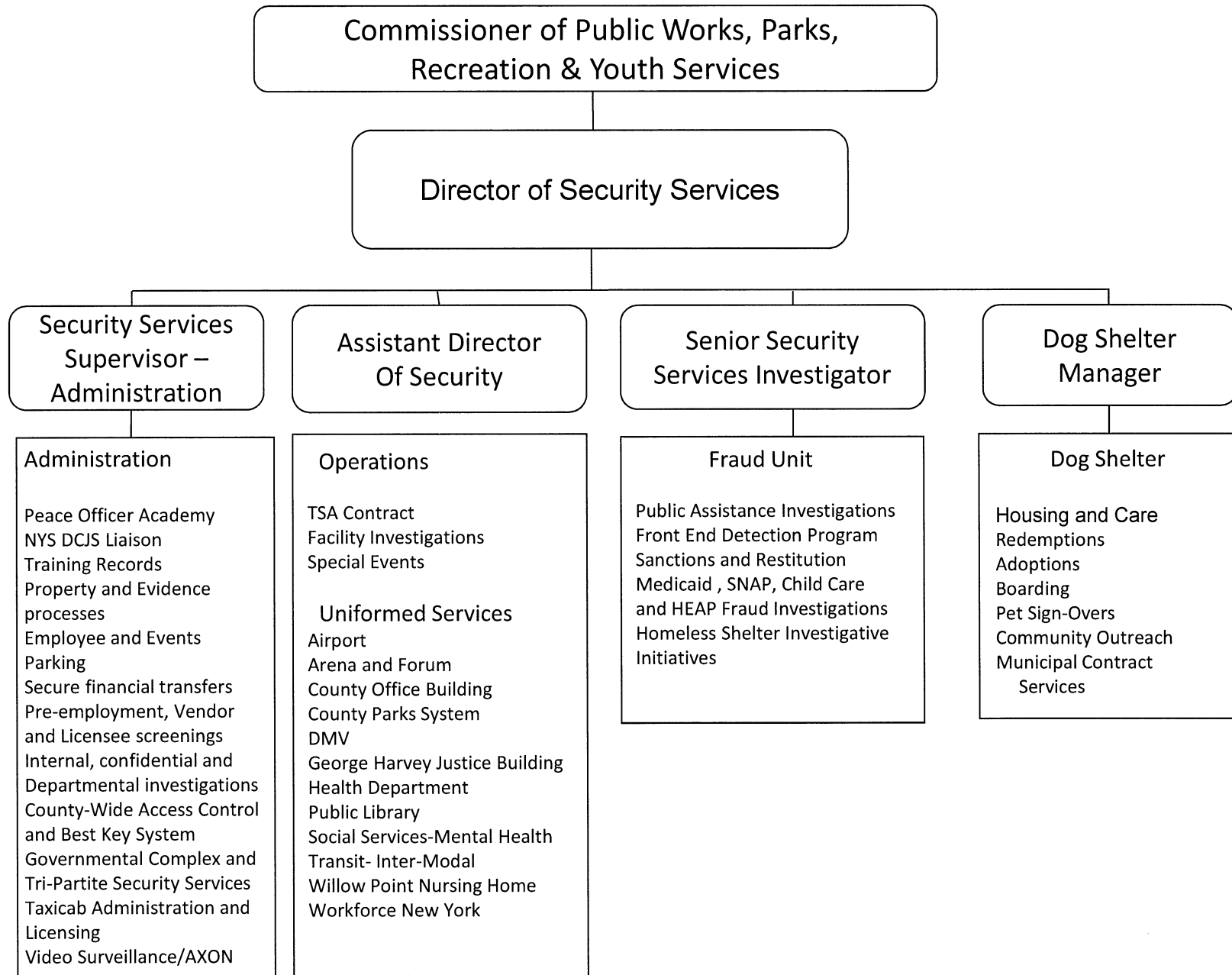
REPORT:BP032

BROOME COUNTY GOVERNMENT
 REVENUE AND APPROPRIATION SUMMARY BY DEPARTMENT

FUND: 1010 General Operating
 DEPT: 21000000 Probation

Account	2018 Actuals	2019 Budget	2019 YTD Actuals As of 08/30/19	2020 Budget Requested	2020 Budget Recommended
6008004 WORKERS COMPENSATION	11,447	12,283	5,126	10,659	10,659
6008006 LIFE INSURANCE	639	736	232	777	777
6008007 HEALTH INSURANCE	408,220	500,181	268,744	542,030	542,030
6008009 RETIREE HEALTH INSURANCE	442,637	490,413	330,802	523,862	523,862
6008010 DISABILITY INSURANCE	2,886	3,349	1,760	3,780	3,780
6008013 HEALTH INS - RETIRE INCENTIVE	11,246	0	0	0	0
0000080 Employee Benefits Totals	1,347,044	1,577,589	895,861	1,650,779	1,650,779
0000090 Transfers					
6009002 TRANSFER TO GRANT FUND	114,656	103,925	89,125	111,255	111,255
0000090 Transfers Totals	114,656	103,925	89,125	111,255	111,255
Exp Totals for Dept: 21000000	3,707,930	4,305,274	2,397,266	4,483,016	4,473,016
Total for Dept: 21000000	-3,229,173	-3,443,864	-2,246,722	-3,622,386	-3,612,386

Security Services



Public Works, Parks, Recreation & Youth Services Security Services

Mission Statement

Maintain a safe and orderly atmosphere upon County properties and elsewhere by rendering assistance, encouraging compliance, and providing enforcement as necessary. Protect the County facilities and assets from damage and loss. Provide services as required, which are best provided by a security organization, to enhance governmental operations and reduce liability. Provide specific functions as may be required.

Description

The Division consists of four units, which are responsible for unique and separate services. Administrative Services include maintenance and operation of the County ID Card System, Pre-Employment Screening Project, Access Control System, parking lots, evidence retention, lost and found property, security records, and equipment and training. Security Operations include Uniformed Security Services at County facilities such as the Departments of Social Services, Health, Mental Health, Airport, Arena, Forum, Parks, County Office Building, Landfill, Willow Point Nursing Home. The Case Integrity Unit conducts welfare fraud and internal investigations for the Department of Social Services. The Broome County Dog Shelter provides contracted dog shelter services for eleven towns and the City of Binghamton.

2020 Objectives

- Maintain a professional and safe environment for employees and visitors within County facilities through an effective and efficient deployment of Security personnel and resources.
- Investigate recipient fraud in the Social Services benefit programs with a focus on Front End Detection System (FEDS), Safety Net and emergency housing programs.
- Continue to incorporate Divisional records into ONBASE, utilize tablets for EMS, Patrol, and Investigations to enhance efficiencies and capabilities.
- Continue administrative and enforcement efforts of taxi cab regulations; integration of Medicaid licensing.
- Participate in various outreach programs throughout the community to increase awareness at the Dog Shelter with a focus on increased adoptions and reduced impoundments.

2020 Budget Highlights

- Investigate recipient fraud within the welfare to work programs through a coordinated effort between DSS, Fraud Investigators and the local business community.
- Maintain a safe, family friendly environment for visitors to the Broome County Parks, Floyd L. Maines Veterans Arena, Forum, Intermodal, and at special events.
- Prepare emergency plans for County facilities and special events encompassing standard operating procedures using an all hazards approach.
- Maintain technology and infrastructure resources with AXON, TASER, BEAST, PELCO, and BEST Access System.

Public Works, Parks, Recreation & Youth Services 22000203,22000103
Security/Dog Shelter

<u>Title of Position</u>	<u>Grade/Unit</u>	As of July 5, 2019			
		<u>2018 Actuals</u>	<u>Current Authorized</u>	<u>2020 Requested</u>	<u>2020 Recommended</u>
<u>Full-Time Positions</u>					
Director of Security	F Admin	1	1	1	1
Assistant Director of Security	23 Admin	1	1	1	1
Supervising Fraud Investigator *	23 BAPA	1	1	1	1
Security Supervisor	18 BAPA	6	6	6	6
Dog Shelter Manager	17 BAPA	1	1	1	1
Senior Security Svcs Investigator	20 CSEA	1	1	2	2
Security Services Investigator	17 CSEA	6	6	5	5
Senior Social Services Examiner	13 CSEA	1	1	1	1
Security Officer II	12 CSEA	16	16	19	18
Security Officer II /Emergency Management Assistant	15 CSEA	0	1	1	1
Social Services Examiner	11 CSEA	1	1	1	1
Senior Kennel Person	9 CSEA	1	1	1	1
Keyboard Specialist	8 CSEA	1	1	1	1
Kennel Person	7 CSEA	1	1	1	1
Total Full-Time Positions		38	39	42	41
<u>Part-Time Positions</u>					
None					
Total Part-Time Positions		0	0	0	0
Total Positions		38	39	42	41

* One position unfunded since 2013

** One position abolished in 2018

BROOME COUNTY GOVERNMENT
 REVENUE AND APPROPRIATION SUMMARY BY DEPARTMENT

FUND: 1010 General Operating
 DEPT: 22000000 Security

Account	2018 Actuals	2019 Budget	2019 YTD Actuals As of 08/30/19	2020 Budget Requested	2020 Budget Recommended
0000002 Departmental Income					
5000187 REIMBURSEMENT - ANIMAL SHELTER	177,537	180,376	91,076	180,376	180,376
5000217 EVENTS - BASEMENT PARKING	47,133	55,000	32,402	55,000	55,000
5000226 SHELTER REVENUE	101,766	115,000	68,019	115,000	115,000
5000230 SECURITY SERVICES - OUTSIDE US	14,228	40,000	11,720	44,580	44,580
5000242 TAXI CAB INSPECTIONS	3,160	5,000	1,825	3,500	3,500
5000308 SECURITY SERVICES	2,047,277	2,173,935	1,061,050	2,343,132	2,297,270
5000333 OTHER DEPARTMENTAL CHARGEBACK	23,762	23,329	23,329	23,329	23,329
0000002 Departmental Income Total	2,414,863	2,592,640	1,289,421	2,764,917	2,719,055
0000003 Use of Money					
5000451 INTEREST AND EARNINGS	1,741	100	1,871	100	100
5000463 PARKING LOT	1,305	2,000	1,060	2,000	2,000
5000464 PARKING PLAZA	57,240	63,000	38,435	63,000	63,000
0000003 Use of Money Total	60,286	65,100	41,366	65,100	65,100
0000004 Licenses and Permits					
5000482 TAXI CAB LICENSES	38,465	55,500	26,675	43,500	43,500
0000004 Licenses and Permits Total	38,465	55,500	26,675	43,500	43,500
0000007 Misc Interfund Revenues					
5000530 REFUNDS OF PRIOR YEARS EXPENDI	0	0	104	0	0
5000533 UNCLASSIFIED REVENUES	44,891	30,000	19,174	30,000	30,000
5000534 TRANSFER FROM INSURANCE RESERV	1,703	2,130	2,280	0	0
5000536 PAYMENTS PENALTIES	120	0	20	0	0
5000545 CREDIT CARD REBATES	359	0	273	0	0
5000546 Trust Account Inflows	55,542	0	0	0	0
5000561 TRANSFER FROM RESERVE FUND	0	73,824	73,824	80,590	80,590
0000007 Misc Interfund Revenues Total	102,615	105,954	95,675	110,590	110,590
0000009 Federal Aid					
5000907 PUBLIC SAFETY GRANTS - FEDERAL	40,456	72,000	41,055	72,000	72,000
0000009 Federal Aid Total	40,456	72,000	41,055	72,000	72,000

REPORT:BP032

BROOME COUNTY GOVERNMENT
REVENUE AND APPROPRIATION SUMMARY BY DEPARTMENT

FUND: 1010 General Operating

DEPT: 22000000 Security

Account	2018 Actuals	2019 Budget	2019 YTD Actuals As of 08/30/19	2020 Budget Requested	2020 Budget Recommended
Rev Totals for Dept: 22000000	2,656,685	2,891,194	1,494,192	3,056,107	3,010,245
0000010 Personnel Service					
6001000 SALARIES FULL-TIME	1,608,310	1,787,083	1,111,220	1,907,080	1,873,152
6001002 SALARIES TEMPORARY	582,496	508,714	365,990	546,454	546,454
6001003 SALARIES OVERTIME	114,839	92,000	71,731	95,800	95,800
6001004 SALARIES SHIFT DIFFERENTIAL	14,040	16,200	10,018	16,200	16,200
6001008 STAND-BY PAY	8,013	8,500	5,205	8,500	8,500
6001009 OTHER PERSONNEL SERVICES	5,000	5,000	3,386	5,000	5,000
0000010 Personnel Service Totals	2,332,698	2,417,497	1,567,550	2,579,034	2,545,106
0000040 Contractual Expenditures					
6004004 MATERIAL & SUPPLIES-OTHER	0	0	1,196	0	0
6004010 BOOKS AND SUBSCRIPTIONS	791	500	743	500	500
6004012 OFFICE SUPPLIES	5,680	6,687	4,066	5,700	5,700
6004021 BLDG MAINTENANCE SUPPLIES	3,798	500	626	500	500
6004022 FUEL AND HEATING SUPPLIES	5,909	6,500	2,946	6,500	6,500
6004023 BLDG AND GROUNDS SUPPLIES	158	500	243	500	500
6004030 FOOD AND BEVERAGES	1,776	1,000	1,017	1,000	1,000
6004040 MOTOR EQUIPMENT SUPPLIES	8,861	0	252	0	0
6004041 PHOTOGRAPHIC SUPPLIES	808	200	0	200	200
6004046 GAS OIL GREASE AND DIESEL FUEL	180	0	47	0	0
6004048 MISC OPERATIONAL SUPPLIES	63,584	83,341	74,560	49,000	49,000
6004050 ANIMAL FOOD	0	1,000	0	1,000	1,000
6004052 UNIFORMS	21,283	18,609	14,180	18,400	18,400
6004054 SAFETY SUPPLIES	1,382	1,500	11,134	1,500	1,500
6004055 COMPUTER SOFTWARE AND SUPPLIES	7,674	7,280	0	5,000	5,000
6004056 COMPUTER EQUIPMENT(NON CAPITAL	0	22,000	0	0	0
6004062 MEDICAL LAB & CLINIC SUPPLIES	0	0	184	0	0
6004100 POSTAGE AND FREIGHT	0	0	17	0	0
6004113 WATER AND SEWAGE CHARGES	4,679	5,500	2,497	5,500	5,500
6004115 ELECTRIC CURRENT	4,157	4,500	4,612	7,000	7,000
6004117 BUILDING AND GROUNDS EXPENSES	3,957	4,500	4,063	4,500	4,500
6004136 OPERATIONAL EQUIPMENT REPAIRS	340	0	0	0	0
6004137 ADVERTISING AND PROMOTION EXPE	0	0	907	0	0

BROOME COUNTY GOVERNMENT
 REVENUE AND APPROPRIATION SUMMARY BY DEPARTMENT

FUND: 1010 General Operating
 DEPT: 22000000 Security

Account	2018 Actuals	2019 Budget	2019 YTD Actuals As of 08/30/19	2020 Budget Requested	2020 Budget Recommended
6004138 OTHER OPERATIONAL EXPENSES	10,375	26,025	4,673	25,500	25,500
6004139 Trust Account Outflows	12,026	0	0	0	0
6004161 TRAVEL HOTEL AND MEALS	1,506	1,500	1,708	1,500	1,500
6004162 EDUCATION AND TRAINING	86	1,000	1,981	1,000	1,000
6004192 SOFTWARE MAINTENANCE	0	0	7,188	0	0
6004196 COPYING MACHINE RENTALS	3,327	4,030	2,655	4,030	4,030
6004200 PROPERTY LOSS	1,703	2,130	2,280	0	0
6004256 SERVICES	577	0	0	0	0
6004402 LAB SERVICES	4,995	8,000	2,195	8,000	8,000
6004568 VETERINARIAN SERVICES	28,386	35,000	17,041	35,000	35,000
6004591 CASH SHORT AND OVER	20	0	0	0	0
0000040 Contractual Expenditures Totals	198,018	241,802	163,011	181,830	181,830
0000041 Chargeback Expenses					
6004602 INSURANCE PREMIUM CHARGEBACK	10,931	14,507	7,253	6,791	6,791
6004606 TELEPHONE BILLING ACCOUNT	1,051	668	0	929	929
6004609 DATA PROCESSING CHARGEBACKS	6,808	5,711	0	9,564	9,564
6004610 PERSONNEL SERVICES CHARGEBACKS	23,329	28,507	23,329	28,507	28,507
6004614 OTHER CHARGEBACK EXPENSES	620	472	141	561	561
6004615 GASOLINE CHARGEBACK	23,909	36,000	10,005	33,600	33,600
6004616 FLEET SERVICE CHARGEBACK	42,750	42,864	42,864	47,360	47,360
6004617 DUPLICATING/PRINTING CHARGEBAC	1,458	830	119	1,224	1,224
6004618 OFFICE SUPPLIES CHARGEBACK	316	292	167	310	310
6004619 BUILDING SERVICE CHARGEBACK	3,809	2,000	74	5,000	5,000
6004626 TRANSPORTATION SERVICES CHARGE	51,278	31,923	31,923	67,961	67,961
0000041 Chargeback Expenses Totals	166,259	163,774	115,875	201,807	201,807
0000060 Principal on Indebtedness					
6006008 PRINCIPAL ON CAPITAL LEASE	1,758	0	0	0	0
0000060 Principal on Indebtedness Totals	1,758	0	0	0	0
0000070 Interest on Indebtedness					
6007005 INTEREST ON CAPITAL LEASE	148	0	0	0	0
0000070 Interest on Indebtedness Totals	148	0	0	0	0

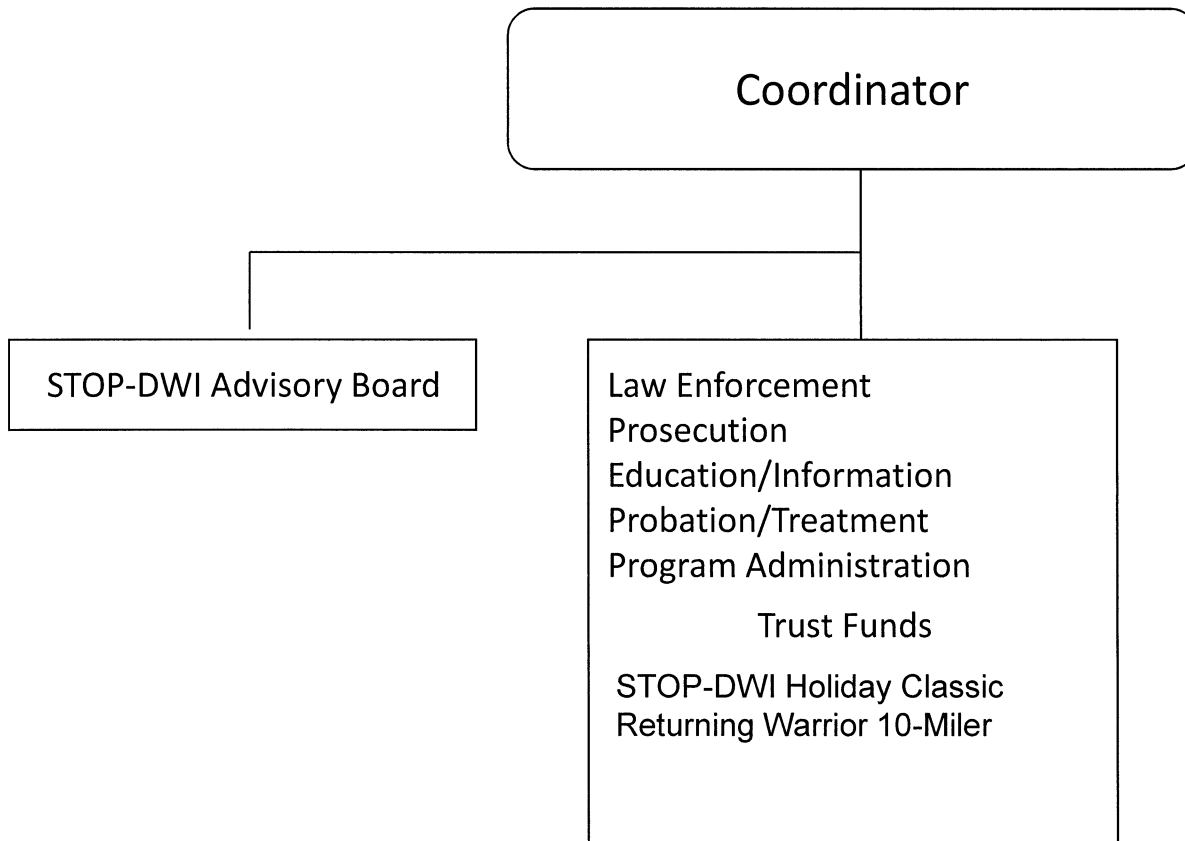
REPORT:BP032

BROOME COUNTY GOVERNMENT
REVENUE AND APPROPRIATION SUMMARY BY DEPARTMENT

FUND: 1010 General Operating
DEPT: 22000000 Security

Account	2018 Actuals	2019 Budget	2019 YTD Actuals As of 08/30/19	2020 Budget Requested	2020 Budget Recommended
0000080 Employee Benefits					
6008001 STATE RETIREMENT	273,241	295,573	179,650	309,198	305,466
6008002 SOCIAL SECURITY	171,069	183,533	115,029	199,068	196,473
6008004 WORKERS COMPENSATION	18,227	19,318	9,659	26,817	26,817
6008006 LIFE INSURANCE	524	570	193	615	600
6008007 HEALTH INSURANCE	320,541	375,143	202,680	368,364	362,852
6008009 RETIREE HEALTH INSURANCE	93,948	108,854	63,680	99,355	99,355
6008010 DISABILITY INSURANCE	2,118	2,322	1,362	2,789	2,709
6008011 UNEMPLOYMENT INSURANCE	457	0	267	0	0
6008013 HEALTH INS - RETIRE INCENTIVE	8,785	0	0	0	0
0000080 Employee Benefits Totals	888,910	985,313	572,520	1,006,206	994,272
Exp Totals for Dept: 22000000	3,587,791	3,808,386	2,418,956	3,968,877	3,923,015
Total for Dept: 22000000	-931,106	-917,192	-924,764	-912,770	-912,770

STOP - DWI



STOP-DWI

Mission Statement

To develop and coordinate a comprehensive DWI counter-measure program to reduce impaired driving related crashes, injuries and fatalities.

Description

STOP-DWI stands for “Special Traffic Options Program for Driving While Intoxicated”. The STOP-DWI program was enacted by the State Legislature in 1981 for the purposes of empowering county governments to coordinate local efforts to reduce the incidence of impaired driving within the context of a comprehensive and financially self-sustaining highway safety program.

Pursuant to Article 31 Section 1197 of the New York State Vehicle and Traffic Law and 15 NYCRR Part 172 of the Commissioner’s Rules and Regulations, the Broome County STOP-DWI Program develops and coordinates a comprehensive DWI countermeasures program that places a priority on general deterrence, the prevention of impaired driving through high visibility enforcement and prosecution efforts. To that end, STOP-DWI funds enhanced police patrols that are dedicated to DWI enforcement as well as provides specialized breath testing equipment and video cameras to police agencies. The District Attorney’s office receives funds for a prosecutor to specialize in felony DWI prosecutions. STOP-DWI also provides funding to the Broome County Probation Department to deal with recidivist DWI offenders.

In addition, STOP-DWI funds an effective traditional and social media campaign in order to heighten public awareness about the dangers of impaired driving and to promote the enforcement and prosecution efforts. STOP-DWI serves as the ignition interlock device monitor for all DWI conditional discharge cases in Broome County and assists SUNY Broome Community College with their Impaired Driver Program.

STOP-DWI also sponsors numerous training seminars for prosecutors, police, educators, and treatment professionals who work with various aspects of the impaired driving issues. STOP-DWI works with area middle and high schools and conducts numerous community outreach programs. The STOP-DWI Program also uses the popularity of sports to further promote its safe driving and healthy lifestyles message.

STOP-DWI operates pursuant to 15 NYCRR Part 172 of the Commissioners Rules and Regulations which limits funding to enhancement programs which reduce the incidence of impaired driving. Broome County’s STOP-DWI Program is supported entirely by the fines of people convicted of driving while intoxicated, DWI probation supervision fees, and state and federal grants.

2020 Objectives

Enforcement and Adjudication Component

- Continue the high visibility STOP-DWI Task Force Program using specially marked patrol vehicles and overtime patrols that are dedicated to DWI enforcement.
- Purchase specialized breath testing equipment and supplies for DWI enforcement.

- Support specialized crash investigation and reconstruction efforts among Broome County's law enforcement agencies.
- Support the Drug Recognition Expert (DRE) program with area police agencies.
- Continue the STOP-DWI prosecution program with the Broome County District Attorney's office.
- Continue the STOP-DWI probation program with the Broome County Probation Department.
- Continue funding an in-house random drug testing program for DWI probationers.
- Continue monitoring interlock devices for conditional discharge cases.

Education and Public Awareness Component

- Continue specialized education programs for enforcement, prosecution, education, and treatment professionals who work with various aspects of the impaired driving issues.
- Continue to offer TIPS Alcohol Server Training Program to on-premise (bars, taverns) and off-premise (caterers) establishments and to work with licensed establishments on the prevention of impaired driving.
- Conduct community outreach public speaking engagements, and make videos, displays, and printed materials available to schools and other organizations.
- Continue to support education and public awareness activities in middle schools and high schools.
- Conduct a comprehensive electronic and print advertising campaign to promote awareness about the DWI issue.
- Conduct special projects/events such as the STOP-DWI Winter Classic and Teen Traffic Safety Day to further promote the STOP-DWI and healthy lifestyles message to youth and the community.

Administrative/Evaluation Component:

- Work with the STOP-DWI Advisory Board, local officials and public and private community organizations to develop and coordinate a comprehensive DWI countermeasure program.
- Monitor and evaluate traffic crash, arrest, and conviction data to assess the effectiveness of Broome County's effort.
- Coordinate local efforts to implement the Ignition Interlock Device (IID) requirements of Leandra's Law.
- Seek private/corporate sponsorship to help finance education and promotional efforts.

2020 Budget Highlights

- Application of DWI fine revenues to cover program expenses resulting in no cost to local taxpayers.
- Application of DWI Probation Supervision Fees to fund STOP-DWI's Probation programming.
- Zero application of STOP-DWI fund balance.
- Maintaining a comprehensive DWI countermeasures program with declining DWI fine revenues.
- Providing financial assistance to county and local law enforcement to purchase specialized equipment and fund overtime patrols.
- Obtaining grant funding to off-set loss of DWI fine money and minimize reductions in law enforcement and education programs.
- STOP-DWI Coordinator activities will be performed by the Arena Manager.

STOP-DWI 24000003

<u>Title of Position</u>	<u>Grade/Unit</u>	2019 <u>Actuals</u>	As of July 5, 2019 Current <u>Authorized</u>	2020 <u>Requested</u>	2020 <u>Recommended</u>
<u>Full-Time Positions</u>					
STOP DWI Coordinator*	22 Admin	1	1	1	1
Secretary	13 CSEA	1	1	1	1
Total Full-Time Positions		2	2	2	2
<u>Part-Time Positions</u>					
None					
Total Part-Time Positions		0	0	0	0
Total Positions		2	2	2	2

*Unfunded since 2017

REPORT:BP032

BROOME COUNTY GOVERNMENT
REVENUE AND APPROPRIATION SUMMARY BY DEPARTMENT

FUND: 1010 General Operating
DEPT: 24000000 STOP DWI

Account	2018 Actuals	2019 Budget	2019 YTD Actuals As of 08/30/19	2020 Budget Requested	2020 Budget Recommended
0000002 Departmental Income					
5000426 MISCELLANEOUS	125	0	0	0	0
0000002 Departmental Income Total	125	0	0	0	0
0000005 Fines and Forfeitures					
5000491 STOP DWI FINES	211,567	200,000	97,329	201,000	201,000
5000492 DWI SUPERVISION FEES	33,358	45,000	15,452	32,000	32,000
0000005 Fines and Forfeitures Total	244,925	245,000	112,781	233,000	233,000
0000007 Misc Interfund Revenues					
5000545 CREDIT CARD REBATES	55	100	38	50	50
5000546 Trust Account Inflows	28,934	0	0	0	0
0000007 Misc Interfund Revenues Total	28,989	100	38	50	50
0000008 State Aid					
5000835 STATE AID	27,500	6,465	6,466	0	0
0000008 State Aid Total	27,500	6,465	6,466	0	0
0000009 Federal Aid					
5000946 FEDERAL AID - OTHER	10,981	11,000	4,839	9,000	9,000
0000009 Federal Aid Total	10,981	11,000	4,839	9,000	9,000
Rev Totals for Dept: 24000000	312,520	262,565	124,124	242,050	242,050
0000010 Personnel Service					
6001000 SALARIES FULL-TIME	33,487	48,106	18,847	49,332	49,332
0000010 Personnel Service Totals	33,487	48,106	18,847	49,332	49,332

REPORT:BP032

BROOME COUNTY GOVERNMENT
REVENUE AND APPROPRIATION SUMMARY BY DEPARTMENT

FUND: 1010 General Operating
DEPT: 24000000 STOP DWI

Account	2018 Actuals	2019 Budget	2019 YTD Actuals As of 08/30/19	2020 Budget Requested	2020 Budget Recommended
0000040 Contractual Expenditures					
6004010 BOOKS AND SUBSCRIPTIONS	81	150	103	150	150
6004012 OFFICE SUPPLIES	394	500	204	400	400
6004048 MISC OPERATIONAL SUPPLIES	1,340	750	1,406	850	850
6004105 DUES AND MEMBERSHIPS	763	785	617	600	600
6004137 ADVERTISING AND PROMOTION EXPE	44,798	40,059	22,848	35,038	35,038
6004139 Trust Account Outflows	39,153	0	0	0	0
6004146 SUBCONTRACTED PROGRAM EXPENSE	38,627	42,000	3,194	35,500	35,500
6004160 MILEAGE AND PARKING-LOCAL	0	100	0	0	0
6004161 TRAVEL HOTEL AND MEALS	0	400	351	400	400
6004162 EDUCATION AND TRAINING	0	300	0	300	300
6004164 NON-EMPLOYEE TRAVEL HOTEL & ME	0	400	0	0	0
6004166 NON-EMPLOYEE EDUCATION AND TRN	0	400	0	0	0
6004196 COPYING MACHINE RENTALS	1,098	1,200	732	1,200	1,200
0000040 Contractual Expenditures Totals	126,254	87,044	29,455	74,438	74,438
0000041 Chargeback Expenses					
6004602 INSURANCE PREMIUM CHARGEBACK	107	123	123	111	111
6004606 TELEPHONE BILLING ACCOUNT	529	668	191	697	697
6004609 DATA PROCESSING CHARGEBACKS	2,786	2,855	1,428	2,737	2,737
6004610 PERSONNEL SERVICES CHARGEBACKS	83,313	85,000	40,000	75,000	75,000
6004614 OTHER CHARGEBACK EXPENSES	12	23	71	83	83
6004617 DUPLICATING/PRINTING CHARGEBAC	110	405	247	252	252
6004618 OFFICE SUPPLIES CHARGEBACK	570	805	377	580	580
0000041 Chargeback Expenses Totals	87,427	89,879	42,437	79,460	79,460
0000080 Employee Benefits					
6008001 STATE RETIREMENT	5,979	8,495	3,415	8,781	8,781
6008002 SOCIAL SECURITY	2,551	3,680	1,347	3,774	3,774
6008004 WORKERS COMPENSATION	232	179	90	157	157
6008006 LIFE INSURANCE	12	15	6	15	15
6008007 HEALTH INSURANCE	5,265	6,722	4,084	6,722	6,722
6008009 RETIREE HEALTH INSURANCE	17,490	18,365	12,243	19,283	19,283
6008010 DISABILITY INSURANCE	76	80	53	88	88
0000080 Employee Benefits Totals	31,605	37,536	21,238	38,820	38,820

REPORT:BP032

BROOME COUNTY GOVERNMENT
REVENUE AND APPROPRIATION SUMMARY BY DEPARTMENT

FUND: 1010 General Operating

DEPT: 24000000 STOP DWI

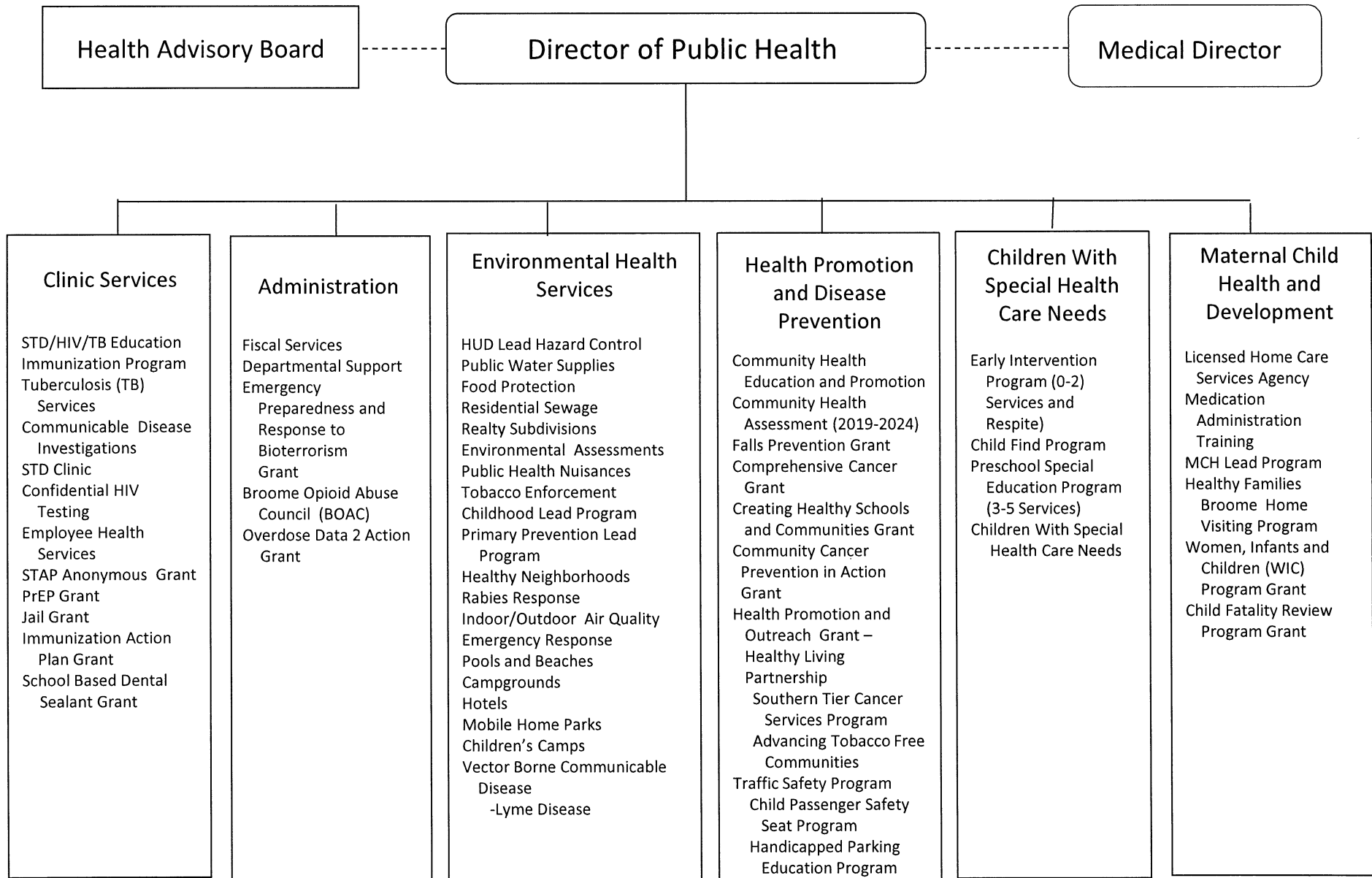
Account	2018 Actuals	2019 Budget	2019 YTD Actuals As of 08/30/19	2020 Budget Requested	2020 Budget Recommended
Exp Totals for Dept: 24000000	278,773	262,565	111,977	242,050	242,050
Total for Dept: 24000000	33,747	0	12,147	0	0

This page is intentionally left blank

Health

<u>Department/Division</u>	<u>Page</u>
Health	
Administration	212
Environmental Health	220
Clinics and Disease Control	225
Maternal Child Health Development	231
Mental Health	
Mental Health	241
Willow Point Nursing Home	
Administration and General	248
Nursing	257
Dietary	263
Cleanliness and Safety	267
Social Programs	272
Ancillaries	276
Debt Service	280
Transfers	282

Public Health



HEALTH

Administration

Mission Statement

Administration exists to establish and maintain the necessary infrastructure to assure the quality and consistency of public health services provided to the community in a cost-effective manner. The department strives to reduce inefficiencies, provide economies, and ensure compliance with regulations, accreditation standards and laws established by governing bodies. Administration serves as a “hub” between external recipients and internal recipients of services.

Public Health Standards

Investigate health problems and environmental public health hazards to protect the community

- Conduct timely investigations of health problems and environmental public health hazards.
- Contain/mitigate health problems and environmental public health hazards.
- Analyze public health data to identify trends in health problems, environmental public health hazards, and social and economic factors that affect the public’s health.
- Maintain a plan with policies and procedures for urgent and non-urgent communications.
- Inform and educate about public health issues and functions.
- Provide health education and health promotion policies, programs, processes, and interventions to support prevention and wellness.
- Provide information on public health issues and public health functions through multiple methods to a variety of audiences.
- Develop public health policies and plans.
- Serve as a primary and expert resource for establishing and maintaining public health policies, practices, and capacity.

- Conduct a comprehensive planning process resulting in a Community Health Improvement Plan.
- Maintain a Public Health Emergency Preparedness and Response Plan for all threats and hazards.
- Enforce public health laws.
- Review existing laws and work with governing entities and elected/appointed officials to update as needed.
- Educate individuals and organizations on the meaning, purpose, compliance, and benefit of public health laws and how to comply.
- Conduct and monitor public health enforcement activities and coordinate notification of violations among appropriate agencies.
- Evaluate and continuously improve processes, programs and interventions.
- Use a performance management system to improve organizational practice, processes, programs, and interventions.
- Develop and implement quality improvement processes integrated into organizational practice, programs, processes and interventions.
- Maintain administrative and management capacity.
- Develop and maintain an operational infrastructure to support the performance of public health functions.
- Establish effective financial management systems.
- Maintain capacity to engage the public health governing entity.
- Maintain current operational definitions and statements of the public health roles, responsibilities, and authorities.
- Provide information to the governing entity regarding public health and the official responsibilities of the health department and of the governing entity.
- Encourage the governing entity’s engagement in the public health department’s overall obligations and responsibilities.

Description of Services

The Administration Division is composed of three units: fiscal, departmental support, and administration.

- The fiscal unit is responsible for all facets of the Health Department's finances. Under the direction of the Fiscal Services Administrator, the fiscal staff provide payroll and personnel processing, accounts payable and receivables, cash management, statistical and financial analysis, billing, claiming and grants management. In addition, the unit prepares complex financial and statistical reports including cost reports, state aid applications, and various reports for Health Department programs. Staff provides information and guidance on fiscal matters to the other divisions. Fiscal staff act as liaisons to agency and non-agency staff regarding fiscal and program operations, departmental budget requests, and grant programs. The Fiscal Services Administrator coordinates the budget process, fiscal procedures, and personnel activities for the entire Health Department.
- Departmental support assigned staff members are responsible for maintaining a clean and safe physical environment for the clients/visitors. Expenses support the infrastructure of the Health Department including telecommunications, service contracts, and information technology.
- Plans, directs, and administers all public health programs and services according to applicable laws and regulations as described in the Broome County Charter, Public Health Law and federal regulations.
- Serves as a primary and expert resource for establishing and maintaining public health policies, practices and capacity.
- Conducts public health surveillance, investigates public health issues, and evaluates public health interventions targeting chronic disease prevention and control, emerging infectious disease outbreaks, toxic exposures, environmental health

problems, injuries, unintentional child fatalities, injuries or deaths due to motor vehicle, pedestrian and bicycle crashes, communicable diseases, maternal child health morbidity, and tobacco control and preventive cancer services.

- The Public Health Emergency Preparedness and Response Program improves the capacity of Broome County to prevent, protect against, mitigate, respond to, and recover from emergencies and disasters of public health significance. This mission is accomplished by maintaining and updating the Public Health Emergency Preparedness and Response Plan, conducting emergency exercises to test and improve upon current capabilities, and providing training and education to first responders, health department staff, the health and medical community, and the general public.
- Directs the 2019-2024 Community Health Assessment and Community Health Improvement Plan process and functions as a community liaison in the process.
- Provides direct supervision and direction of departmental community health education and promotion activities. Coordinates and administers health education and health promotion activities in collaboration with other community agencies, stakeholders, residents and elected officials.
- Provides direct supervision and direction to the fiscal and departmental support staff.

2020 Objectives

- Engage in meaningful research of community health status, measured by jurisdictional mortality, incidence, or prevalence. Assess county characteristics such as poverty, health disparities, and health literacy to determine health behaviors, adverse health events, and populations at risk.

- Coordinate stakeholders from all sectors to participate in the Community Health Improvement Plan.
- Develop a well-trained and competent workforce through assessing training needs and collaborative planning with institutions of higher learning to maintain the technological tools of the public health infrastructure that are necessary to support all essential public health services.
- Increase awareness of chronic disease prevention through evidence-based health promotion and education activities and strategies that encourage lifestyle changes and engages community members where they live, learn, work, play, and pray.
- Build the capacity of community organizations to provide health information and programming as part of “doing business” offering cost-effective programs that impact health outcomes and are easy to replicate.
- Collaborate with institutions of higher learning to bring in expertise in planning and evaluation, epidemiologic studies, data collection, and management.
- Continue to support and coordinate and develop the Broome Opioid Abuse Council (BOAC) along with strengthening the planning capacity of the county to reduce the social and health harms related to the misuse of opioid drugs. The multidisciplinary council, led by the Broome County Opioid Overdose Coordinator seeks to improve the county’s response to the growing opioid abuse crisis facing residents and to reduce the incidence and prevalence of opioid addiction and death. Goals have been established within the structure of subcommittees intending to: educate the public about addiction and available services; facilitate the development of appropriate treatment and prevention services; and strengthen the capacity of law enforcement and the courts to protect the community.
- The Public Health Emergency Preparedness Program will utilize grant funding to enhance infrastructure for responding to emerging infectious diseases such as Ebola and the Zika Virus

which may affect the health and safety of Broome County residents. This may include meeting with hospital personnel, convening drills, practicing donning and doffing of personal protective equipment, and communication exercises with EMS, hospital CMOs, and the County Executive Office.

2020 Budget Highlights

- Continue to maintain emphasis on reducing the opioid crisis with the direction of the Broome County Opioid Prevention Coordinator and Overdose Data to Action Grant to help build and support the county response infrastructure.
- Maintain health education activities to provide for coordination of efforts to prevent diseases and encourage healthy lifestyles by building the capacity of community organizations and by seeking insurance reimbursement where appropriate.
- Improved community health assessment and surveillance activities through coordination with other community agencies.
- Continued maximization of grant funding to support operating budget as the focus of public health shifts from direct services provision to surveillance, assurance, and policy development.
- Prioritization of expenses to reflect identified staff needs for education and technology, while focusing on equitable salary levels for recruiting and retaining staff.

Health 25010004 Administration		As of July 5, 2019			
<u>Title of Position</u>	<u>Grade/Unit</u>	2018 <u>Actuals</u>	Current <u>Authorized</u>	2020 <u>Requested</u>	2020 <u>Recommended</u>
<u>Full-Time Positions</u>					
Director of Public Health	I Admin	1	1	1	1
Fiscal Services Administrator	24 Admin	1	1	1	1
Supervising Public Health Educator	21 BAPA	1	1	1	1
Senior Accountant	18 BAPA	1	1	1	1
Principal Account Clerk	13 CSEA	3	3	3	3
Secretary	13 CSEA	1	1	1	1
Senior Custodial Worker	9 CSEA	1	1	1	1
Total Full-Time Positions		9	9	9	9
<u>Part-Time Positions</u>					
Deputy Director of Public Health*	D Admin	1	1	1	1
Secretary***	13 CSEA	1	1	1	1
Senior Account Clerk	9 CSEA	1	1	1	1
Account Clerk**	7 CSEA	1	1	0	0
Total Part-Time Positions		4	4	3	3
Total Positions		13	13	12	12

* One position unfunded since 2018

** One position unfunded since 2018,abolished in 2020

***One position unfunded in 2019

BROOME COUNTY GOVERNMENT
 REVENUE AND APPROPRIATION SUMMARY
 BY DEPARTMENT AND DIVISION

FUND: 1010 General Operating
 DEPT: 25000000 Health
 DIV: 01 Health-Administration

Account	2018 Actuals	2019 Budget	2019 YTD Actuals As of 08/30/19	2020 Budget Requested	2020 Budget Recommended
25000000 Health					
0000002 Departmental Income					
5000195 FACILITY RENTALS	40,586	37,521	19,135	0	0
5000331 CHARGEBACK TO GRANTS	135,888	109,917	100,173	151,231	151,231
5000335 COPIER CHARGEBEACK	3,817	4,024	2,353	3,817	3,817
0000002 Departmental Income Totals	180,291	151,462	121,661	155,048	155,048
0000003 Use of Money					
5000470 VENDING MACHINE	873	375	665	600	600
0000003 Use of Money Totals	873	375	665	600	600
0000007 Misc Interfund Revenues					
5000534 TRANSFER FROM INSURANCE RESERV	0	1,898	1,898	0	0
5000545 CREDIT CARD REBATES	1,804	0	621	0	0
0000007 Misc Interfund Revenues Totals	1,804	1,898	2,519	0	0
0000008 State Aid					
5000821 PUBLIC HEALTH WORK	583,213	647,898	503,767	670,021	670,021
5000840 STATE AID - HEALTH	-12	0	0	0	0
0000008 State Aid Totals	583,201	647,898	503,767	670,021	670,021
Rev Total for Div: 2501	766,169	801,633	628,612	825,669	825,669
0000010 Personnel Service					
6001000 SALARIES FULL-TIME	489,941	500,289	317,345	511,012	511,012
6001001 SALARIES PART-TIME	32,309	22,975	14,544	23,859	23,859
6001002 SALARIES TEMPORARY	74,091	99,467	49,850	100,812	100,812
6001003 SALARIES OVERTIME	3,971	5,726	2,644	5,191	5,191
0000010 Personnel Service Totals	600,312	628,457	384,383	640,874	640,874

REPORT:BP033

BROOME COUNTY GOVERNMENT
REVENUE AND APPROPRIATION SUMMARY
BY DEPARTMENT AND DIVISION

FUND: 1010 General Operating
DEPT: 25000000 Health
DIV: 01 Health-Administration

Account	2018 Actuals	2019 Budget	2019 YTD Actuals As of 08/30/19	2020 Budget Requested	2020 Budget Recommended
0000040 Contractual Expenditures					
6004010 BOOKS AND SUBSCRIPTIONS	676	1,096	430	856	856
6004012 OFFICE SUPPLIES	557	3,000	1,440	2,500	2,500
6004022 FUEL AND HEATING SUPPLIES	12,644	14,000	8,946	14,000	14,000
6004023 BLDG AND GROUNDS SUPPLIES	4,317	4,043	1,595	4,000	4,000
6004046 GAS OIL GREASE AND DIESEL FUEL	7	300	3,002	300	300
6004056 COMPUTER EQUIPMENT(NON CAPITAL	326	0	-64	0	0
6004062 MEDICAL LAB & CLINIC SUPPLIES	6	0	0	0	0
6004100 POSTAGE AND FREIGHT	976	1,000	853	1,000	1,000
6004105 DUES AND MEMBERSHIPS	4,732	5,237	0	5,963	5,963
6004106 GENERAL OFFICE EXPENSES	3,032	2,114	0	0	0
6004111 BUILDING AND LAND RENTAL	56,161	492,323	269,805	492,323	492,323
6004113 WATER AND SEWAGE CHARGES	2,082	2,595	821	2,595	2,595
6004115 ELECTRIC CURRENT	28,954	35,000	21,485	33,000	33,000
6004117 BUILDING AND GROUNDS EXPENSES	8,510	5,462	6,844	7,150	7,150
6004137 ADVERTISING AND PROMOTION EXPE	9	0	40	0	0
6004146 SUBCONTRACTED PROGRAM EXPENSE	383	0	17	0	0
6004147 OTHER PROGRAM EXPENSE	0	50,000	24,992	25,000	25,000
6004160 MILEAGE AND PARKING-LOCAL	5	100	21	100	100
6004161 TRAVEL HOTEL AND MEALS	145	1,980	104	1,980	1,980
6004162 EDUCATION AND TRAINING	75	1,599	75	1,599	1,599
6004165 ADVISORY BD/TRUSTEES EXPENSES	83	250	0	250	250
6004168 OTHER PERSONNEL EXPENSES	0	118	50	118	118
6004169 DAY TRIP MEAL REIMBURSEMENT	20	0	82	0	0
6004196 COPYING MACHINE RENTALS	2,110	1,800	3,052	4,200	4,200
6004200 PROPERTY LOSS	0	1,898	1,898	0	0
6004413 OTHER HEALTH AND MEDICAL SERVI	100,575	130,840	77,506	105,906	105,906
6004500 ACCTG AND COST ALLOCATION SERV	1,500	1,500	1,500	1,500	1,500
0000040 Contractual Expenditures Totals	227,885	756,255	424,494	704,340	704,340
0000041 Chargeback Expenses					
6004601 INDIRECT COSTS	408,958	399,544	0	459,075	459,075
6004602 INSURANCE PREMIUM CHARGEBACK	7,546	5,739	2,869	1,778	1,778
6004604 DPW SECURITY CHARGEBACKS	94,901	95,908	47,954	98,858	98,858
6004605 COUNTY ATTORNEY CHARGEBACKS	28,188	20,000	12,359	28,188	28,188
6004606 TELEPHONE BILLING ACCOUNT	5,472	11,806	3,006	11,484	11,484
6004609 DATA PROCESSING CHARGEBACKS	130,801	80,000	101,152	76,487	76,487
6004614 OTHER CHARGEBACK EXPENSES	1,771	2,435	850	2,115	2,115
6004615 GASOLINE CHARGEBACK	189	358	-2,094	354	354
6004616 FLEET SERVICE CHARGEBACK	580	740	12,933	615	615
6004617 DUPLICATING/PRINTING CHARGEBAC	2,543	2,217	3,343	2,543	2,543

BROOME COUNTY GOVERNMENT
 REVENUE AND APPROPRIATION SUMMARY
 BY DEPARTMENT AND DIVISION

FUND: 1010 General Operating
 DEPT: 25000000 Health
 DIV: 01 Health-Administration

Account	2018 Actuals	2019 Budget	2019 YTD Actuals As of 08/30/19	2020 Budget Requested	2020 Budget Recommended
6004618 OFFICE SUPPLIES CHARGEBACK	196	500	1,030	200	200
6004619 BUILDING SERVICE CHARGEBACK	821	1,000	32	2,000	2,000
0000041 Chargeback Expenses Totals	681,966	620,247	183,434	683,697	683,697
0000060 Principal on Indebtedness					
6006008 PRINCIPAL ON CAPITAL LEASE	398,286	0	0	0	0
0000060 Principal on Indebtedness Totals	398,286	0	0	0	0
0000070 Interest on Indebtedness					
6007005 INTEREST ON CAPITAL LEASE	37,087	0	0	0	0
0000070 Interest on Indebtedness Totals	37,087	0	0	0	0
0000080 Employee Benefits					
6008001 STATE RETIREMENT	78,161	108,395	64,646	111,629	111,629
6008002 SOCIAL SECURITY	43,151	48,077	27,401	49,026	49,026
6008004 WORKERS COMPENSATION	7,086	6,271	3,721	6,585	6,585
6008006 LIFE INSURANCE	174	195	61	195	195
6008007 HEALTH INSURANCE	137,555	165,522	91,422	168,038	168,038
6008009 RETIREE HEALTH INSURANCE	209,470	232,017	147,660	233,123	233,123
6008010 DISABILITY INSURANCE	643	760	380	747	747
6008013 HEALTH INS - RETIRE INCENTIVE	5,943	0	0	0	0
0000080 Employee Benefits Totals	482,183	561,237	335,291	569,343	569,343
Exp Total for Div: 2501	2,427,719	2,566,196	1,327,602	2,598,254	2,598,254
Total for Div: 25000000	-1,661,550	-1,764,563	-698,990	-1,772,585	-1,772,585

Health

Environmental Health

Mission Statement

To promote the public health and prevent communicable disease, chronic conditions and injury by providing technical assistance to the regulated community and education to the public in various program areas, including but not limited to food service, emergency preparedness, water and air quality, rabies control, lead poisoning prevention, swimming pool inspections and public health nuisances. The Division is charged with the enforcement of the New York State Sanitary Code, the Broome County Sanitary Code and sections of the Public Health Law.

Description of Services

The Division of Environmental Health conducts routine inspections of approximately 1,500 regulated facilities, responds to complaints of public health nuisances, rabies control, enforces the Clean Indoor Air Act and the Adolescent Tobacco Use Prevention Act, reviews plans for public water and private sewage disposal systems, permitting and regulation of swimming pools, bathing beaches, mobile home parks, hotels/motels, food facilities, campgrounds, children camps, coordinates lead poisoning prevention efforts and the Healthy Neighborhood Program, Lyme disease education, conducts communicable disease outbreak investigations and educates facility operators with training courses and the general public with appearances and media releases. The Division of Environmental Health also responds to emergencies and participates in other department emergency planning initiatives.

2020 Objectives

- Continue to monitor and reduce public health hazards found during inspections within program areas, along with increased education and enforcement actions.
- Implement new program policies and procedures to maintain accountability and efficiency.
- Modify Environmental Health staff roles to meet the increasing demands with limited staff and funding.
- Prioritize program objectives to those of high risk. Cut or limit non-mandated programs to meet budget constraints.
- Modify inspection protocols to increase program efficiency and minimize excessive travel.
- Increase educational awareness of Environmental Health issues via free in-house and on-line training courses, smart phone apps and media.
- Develop partnerships with all municipal code enforcement officers to minimize residential environmental hazards.

2020 Budget Highlights

- Continue to pursue grants to decrease net county support.
- Minimize unnecessary and costly human post exposure prophylaxis by providing health care specialists the tools necessary to make sound judgments when providing treatment.
- Continue to meet all New York State Department of Health program deliverables with a limited and static budget.

Health 25050004
Environmental Health

<u>Title of Position</u>	<u>Grade/Unit</u>	2018	As of	2020	2020
		<u>Actuals</u>	July 5,2019	<u>Requested</u>	<u>Recommended</u>
			<u>Current</u>		
			<u>Authorized</u>		
<u>Full-Time Positions</u>					
Director of Environmental Health Services	D Admin	1	1	1	1
Senior Public Health Engineer	28 BAPA	1	1	1	1
Groundwater Management Specialist	23 BAPA	2	2	2	2
Senior Public Health Sanitarian	20 BAPA	2	2	2	2
Public Health Sanitarian	17 CSEA	3	3	3	3
Public Health Technician	14 CSEA	1	1	1	1
Secretary	13 CSEA	1	1	1	1
Keyboard Specialist	8 CSEA	1	1	1	1
	Total Full-Time Positions	12	12	12	12
<u>Part-Time Positions</u>					
None					
	Total Part-Time Positions	0	0	0	0
Total Positions		12	12	12	12

REPORT:BP033

BROOME COUNTY GOVERNMENT
REVENUE AND APPROPRIATION SUMMARY
BY DEPARTMENT AND DIVISION

FUND: 1010 General Operating
DEPT: 25000000 Health
DIV: 05 Health-Environmental Health

Account	2018 Actuals	2019 Budget	2019 YTD Actuals As of 08/30/19	2020 Budget Requested	2020 Budget Recommended
0000002 Departmental Income					
5000118 FEES FOR SERVICES	226,920	238,732	183,936	237,380	237,380
5000119 PUBLIC HEALTH FINES	15,384	10,000	4,500	10,000	10,000
5000331 CHARGEBACK TO GRANTS	55,179	56,299	25,035	56,008	56,008
5000335 COPIER CHARGEBEACK	3,960	3,213	1,980	3,959	3,959
0000002 Departmental Income Totals	301,443	308,244	215,451	307,347	307,347
0000007 Misc Interfund Revenues					
5000530 REFUNDS OF PRIOR YEARS EXPENDI	98	0	0	0	0
0000007 Misc Interfund Revenues Totals	98	0	0	0	0
0000008 State Aid					
5000821 PUBLIC HEALTH WORK	217,139	231,466	94,420	241,485	241,485
5000824 RABIES	20,528	20,672	14,411	20,672	20,672
0000008 State Aid Totals	237,667	252,138	108,831	262,157	262,157
Rev Total for Div: 2505	539,208	560,382	324,282	569,504	569,504
0000010 Personnel Service					
6001000 SALARIES FULL-TIME	632,762	705,466	398,342	709,066	709,066
6001002 SALARIES TEMPORARY	0	0	43	0	0
6001003 SALARIES OVERTIME	99	0	0	2,821	2,821
0000010 Personnel Service Totals	632,861	705,466	398,385	711,887	711,887
0000040 Contractual Expenditures					
6004010 BOOKS AND SUBSCRIPTIONS	540	500	568	534	534
6004012 OFFICE SUPPLIES	668	1,500	647	1,500	1,500
6004061 ENVIRONMENTAL HEALTH SUPPLIES	4,471	7,873	3,008	17,901	17,901
6004062 MEDICAL LAB & CLINIC SUPPLIES	5,476	10,552	3,475	10,552	10,552
6004100 POSTAGE AND FREIGHT	1,124	925	666	1,000	1,000
6004105 DUES AND MEMBERSHIPS	0	15	0	15	15

BROOME COUNTY GOVERNMENT
 REVENUE AND APPROPRIATION SUMMARY
 BY DEPARTMENT AND DIVISION

FUND: 1010 General Operating
 DEPT: 25000000 Health
 DIV: 05 Health-Environmental Health

Account	2018 Actuals	2019 Budget	2019 YTD Actuals As of 08/30/19	2020 Budget Requested	2020 Budget Recommended
6004106 GENERAL OFFICE EXPENSES	234	0	0	0	0
6004137 ADVERTISING AND PROMOTION EXPE	23	100	40	100	100
6004138 OTHER OPERATIONAL EXPENSES	60	75	0	0	0
6004160 MILEAGE AND PARKING-LOCAL	61	324	69	348	348
6004169 DAY TRIP MEAL REIMBURSEMENT	56	150	10	150	150
6004196 COPYING MACHINE RENTALS	2,598	4,870	3,083	5,000	5,000
6004402 LAB SERVICES	1,596	6,404	1,579	5,000	5,000
6004413 OTHER HEALTH AND MEDICAL SERVI	17,178	15,680	4,767	15,680	15,680
0000040 Contractual Expenditures Totals	34,085	48,968	17,912	57,780	57,780
0000041 Chargeback Expenses					
6004604 DPW SECURITY CHARGEBACKS	0	0	200	0	0
6004605 COUNTY ATTORNEY CHARGEBACKS	6,088	20,000	878	20,000	20,000
6004606 TELEPHONE BILLING ACCOUNT	2,052	3,167	1,249	2,500	2,500
6004609 DATA PROCESSING CHARGEBACKS	35,509	30,000	13,187	27,370	27,370
6004614 OTHER CHARGEBACK EXPENSES	863	1,860	2,621	715	715
6004615 GASOLINE CHARGEBACK	3,795	4,705	1,434	5,664	5,664
6004616 FLEET SERVICE CHARGEBACK	10,343	9,730	4,200	9,836	9,836
6004617 DUPLICATING/PRINTING CHARGEBAC	3,062	2,665	1,575	3,062	3,062
6004618 OFFICE SUPPLIES CHARGEBACK	3,357	3,522	1,854	3,357	3,357
0000041 Chargeback Expenses Totals	65,069	75,649	27,198	72,504	72,504
0000060 Principal on Indebtedness					
6006008 PRINCIPAL ON CAPITAL LEASE	1,425	0	0	0	0
0000060 Principal on Indebtedness Totals	1,425	0	0	0	0
0000070 Interest on Indebtedness					
6007005 INTEREST ON CAPITAL LEASE	699	0	0	0	0
0000070 Interest on Indebtedness Totals	699	0	0	0	0
0000080 Employee Benefits					
6008001 STATE RETIREMENT	101,544	116,846	61,746	112,603	112,603
6008002 SOCIAL SECURITY	46,186	53,969	29,076	54,746	54,746
6008004 WORKERS COMPENSATION	7,528	8,362	3,865	6,942	6,942
6008006 LIFE INSURANCE	157	165	55	180	180

REPORT:BP033

BROOME COUNTY GOVERNMENT
REVENUE AND APPROPRIATION SUMMARY
BY DEPARTMENT AND DIVISION

FUND: 1010 General Operating

DEPT: 25000000 Health

DIV: 05 Health-Environmental Health

Account	2018 Actuals	2019 Budget	2019 YTD Actuals As of 08/30/19	2020 Budget Requested	2020 Budget Recommended
6008007 HEALTH INSURANCE	102,093	116,144	60,838	114,603	114,603
6008009 RETIREE HEALTH INSURANCE	123,966	114,665	97,940	154,256	154,256
6008010 DISABILITY INSURANCE	392	400	156	528	528
6008013 HEALTH INS - RETIRE INCENTIVE	3,720	0	0	0	0
0000080 Employee Benefits Totals	385,586	410,551	253,676	443,858	443,858
Exp Total for Div: 2505	1,119,725	1,240,634	697,171	1,286,029	1,286,029
Total for Div: 25000000	-580,517	-680,252	-372,889	-716,525	-716,525

HEALTH

Clinics and Disease Control

Mission Statement

The Broome County Health Department Clinic Services Division focuses on prevention of the transmission of infection and communicable diseases through the coordination of community resources, surveillance, health education, consultation and direct care based on community need.

Description of Services

The Clinic Services Division provides specialized clinical services in an outpatient care setting. Services include:

- 1) Communicable disease surveillance, which investigates diseases that the NYS Department of Health has designated as reportable.
- 2) Immunizations, to increase immunization rate of children and adults. Efforts involve education and acting as a safety net by providing immunizations for all age groups to people that are uninsured, underinsured or may not have a primary care provider.
- 3) Sexually transmitted disease (STD), by providing medical care and treatment to people who are at risk, or may have come in contact with an STD. STD services are also provided to inmates at the Broome County Sheriff's Correctional Facility.
- 4) Anonymous and confidential HIV testing and counseling.
- 5) Tuberculosis (TB) control by providing education, testing, and treatment to high-risk populations in the community who may have been infected with TB.
- 6) Employee health services to Broome County Health Department employees.

- 7) Oral health education and preventative services to 2nd and 3rd grade students in elementary schools with the highest free lunch participation.

2020 Objectives

- Through a coordinated effort, participate in and collaborate with community agencies in a community-wide emergency preparedness response plan including development and implementation of regional stockpile distribution and mass immunization/prophylaxis clinics.
- The community will continue to be served by a system to monitor infectious diseases by subgroup.
- Prevent and minimize vaccine-preventable diseases by providing education, surveillance and direct service as needed.
- Reduce the transmission of sexually transmitted diseases by providing education, surveillance and direct service as needed.
- Prevent HIV infection in individuals at highest risk for HIV, through outreach and education on PrEP (Pre-exposure Prophylaxis). PrEP is part of Governor Cuomo's 3-point plan to end the AIDS epidemic in NY State and decrease the number of new HIV infections by 2020. Continue to offer confidential and anonymous HIV testing.
- Evaluate for tuberculosis infection and reduce transmission by providing targeted testing, education, surveillance and direct service to populations at risk.
- Provide oral health education and preventive dental services to elementary school children through contracted services with Lourdes Center for Oral Health.
- Implement an electronic medical record system and become bi-directional with the local RHIO.

2020 Budget Highlights

- Continue to expand revenue collection procedures for all services, including sexually transmitted disease services by establishing contracts with third party payers and continuing to bill for sexually transmitted disease services with patient approval.
- Maximize grant revenues to support the operating budget. Several grants help maintain our operating costs down, these include the IAP (Immunization Action Program) Grant, PrEP Grant, the STAP (Southern Tier Aids Program) Anonymous Grant, and the Broome County Sheriff's Correctional Facility Grant.
- Increase staff development and training in their fields of expertise and programs, i.e. Tuberculosis, sexually transmitted disease, immunizations, and communicable disease.
- Insight software training on the Electronic Medical Records (EMR) Modules to smoothly implement the EMR system.

Health 25020004
Clinics & Disease Control

As of
July 5, 2019

<u>Title of Position</u>	<u>Grade/Unit</u>	<u>2018 Actuals</u>	<u>Current Authorized</u>	<u>2020 Requested</u>	<u>2020 Recommended</u>
<u>Full-Time Positions</u>					
Director of Clinic Services	C Admin	1	1	1	1
Supervising Public Health Nurse***	20 BAPA	1	1	1	1
Nurse Practitioner*****	27 CSEA	1	1	1	1
Public Health Nurse	17 CSEA	4	4	4	4
HIV Program Representative	14 CSEA	1	1	1	1
Senior Registered Professional Nurse**	14 CSEA	1	1	1	1
Secretary****	13 CSEA	1	1	1	1
Senior Medical Assistant	13 CSEA	1	1	1	1
Patient Accounts Representative*****	8 CSEA	2	2	2	2
Total Full-Time Positions		13	13	13	13
<u>Part-Time Positions</u>					
Medical Director STD/HIV Clinic*	NA	1	1	1	1
Medical Director TB *****	NA	1	1	1	1
Medical Director - Employee Health Services	NA	1	1	1	1
Nurse Practitioner	27 CSEA	1	1	1	1
Public Health Nurse	17 CSEA	1	1	1	1
Receptionist Typist	6 CSEA	1	1	1	1
Total Part-Time Positions		6	6	6	6
Total Positions		19	19	19	19

* Unfunded since 2014

** Unfunded since 2015

*** Unfunded in 2018

**** Unfunded since 2018

***** Unfunded in 2019

*****Two positions unfunded in 2019

*****Unfunded in 2020

REPORT:BP033

BROOME COUNTY GOVERNMENT
REVENUE AND APPROPRIATION SUMMARY
BY DEPARTMENT AND DIVISION

FUND: 1010 General Operating

DEPT: 25000000 Health

DIV: 02 Health-Clinic & Disease Control

Account	2018 Actuals	2019 Budget	2019 YTD Actuals As of 08/30/19	2020 Budget Requested	2020 Budget Recommended
0000002 Departmental Income					
5000118 FEES FOR SERVICES	88,810	73,505	36,150	83,350	83,350
5000311 WORKERS COMP PHYSICALS	4,000	4,000	0	4,000	4,000
5000331 CHARGEBACK TO GRANTS	103,772	100,206	44,002	103,286	103,286
5000333 OTHER DEPARTMENTAL CHARGEBACK	5,600	6,805	5,000	4,970	4,970
5000426 MISCELLANEOUS	70	0	0	0	0
5000431 MISCELLANEOUS	1,617	0	0	0	0
5000432 BAD DEBT AND CHARITY CARE	503	0	0	0	0
0000002 Departmental Income Totals	204,372	184,516	85,152	195,606	195,606
0000007 Misc Interfund Revenues					
5000530 REFUNDS OF PRIOR YEARS EXPENDI	0	0	2,128	0	0
0000007 Misc Interfund Revenues Totals	0	0	2,128	0	0
0000008 State Aid					
5000821 PUBLIC HEALTH WORK	285,397	297,609	151,433	293,592	293,592
0000008 State Aid Totals	285,397	297,609	151,433	293,592	293,592
Rev Total for Div: 2502	489,769	482,125	238,713	489,198	489,198
0000010 Personnel Service					
6001000 SALARIES FULL-TIME	352,325	368,825	235,323	378,996	378,996
6001001 SALARIES PART-TIME	56,197	72,891	26,044	46,117	46,117
6001002 SALARIES TEMPORARY	119,224	116,360	81,924	135,831	135,831
6001003 SALARIES OVERTIME	887	0	0	0	0
0000010 Personnel Service Totals	528,633	558,076	343,291	560,944	560,944
0000040 Contractual Expenditures					
6004010 BOOKS AND SUBSCRIPTIONS	164	0	0	749	749
6004012 OFFICE SUPPLIES	3,708	3,600	1,856	5,600	5,600
6004045 TRAINING AND EDUCATIONAL SUPPL	0	150	0	100	100

REPORT:BP033

BROOME COUNTY GOVERNMENT
 REVENUE AND APPROPRIATION SUMMARY
 BY DEPARTMENT AND DIVISION

FUND: 1010 General Operating
 DEPT: 25000000 Health
 DIV: 02 Health-Clinic & Disease Control

Account	2018 Actuals	2019 Budget	2019 YTD Actuals As of 08/30/19	2020 Budget Requested	2020 Budget Recommended
6004046 GAS OIL GREASE AND DIESEL FUEL	30	0	0	50	50
6004062 MEDICAL LAB & CLINIC SUPPLIES	42,037	42,805	19,998	57,310	57,310
6004063 PRESCRIPTION DRUGS	3,415	10,267	5,567	15,000	15,000
6004100 POSTAGE AND FREIGHT	110	500	105	250	250
6004105 DUES AND MEMBERSHIPS	0	35	0	35	35
6004117 BUILDING AND GROUNDS EXPENSES	0	200	0	200	200
6004123 MEDICAL HOSPITAL AND LAB EXPEN	600	1,750	153	2,000	2,000
6004136 OPERATIONAL EQUIPMENT REPAIRS	559	1,700	649	1,500	1,500
6004137 ADVERTISING AND PROMOTION EXPE	154	200	96	150	150
6004138 OTHER OPERATIONAL EXPENSES	0	600	0	200	200
6004146 SUBCONTRACTED PROGRAM EXPENSE	257	600	44	700	700
6004160 MILEAGE AND PARKING-LOCAL	1,502	1,350	409	1,700	1,700
6004161 TRAVEL HOTEL AND MEALS	28	800	0	500	500
6004162 EDUCATION AND TRAINING	0	2,150	0	1,000	1,000
6004169 DAY TRIP MEAL REIMBURSEMENT	36	150	10	100	100
6004196 COPYING MACHINE RENTALS	840	2,460	1,435	2,460	2,460
6004402 LAB SERVICES	15,758	26,300	3,341	15,000	15,000
6004406 MEDICAL AND HOSPITAL SERVICES	0	680	45	2,000	2,000
6004411 PHYSICIAN SERVICES	0	0	0	27,800	27,800
6004413 OTHER HEALTH AND MEDICAL SERVI	1,500	2,500	1,500	2,500	2,500
6004573 OTHER FEES FOR SERVICES	13	0	6	10	10
6004593 OTHER GOVERNMENTS PAYMENTS	935	1,000	629	1,000	1,000
0000040 Contractual Expenditures Totals	71,646	99,797	35,843	137,914	137,914
0000041 Chargeback Expenses					
6004604 DPW SECURITY CHARGEBACKS	132	0	50	0	0
6004606 TELEPHONE BILLING ACCOUNT	3,640	4,901	2,008	5,344	5,344
6004609 DATA PROCESSING CHARGEBACKS	47,196	81,464	32,291	59,157	59,157
6004614 OTHER CHARGEBACK EXPENSES	997	635	380	830	830
6004615 GASOLINE CHARGEBACK	88	208	94	30	30
6004616 FLEET SERVICE CHARGEBACK	264	429	238	52	52
6004617 DUPLICATING/PRINTING CHARGEBAC	620	800	148	620	620
6004618 OFFICE SUPPLIES CHARGEBACK	519	1,633	239	519	519
6004619 BUILDING SERVICE CHARGEBACK	0	1,000	0	0	0
0000041 Chargeback Expenses Totals	53,456	91,070	35,448	66,552	66,552
0000060 Principal on Indebtedness					
6006008 PRINCIPAL ON CAPITAL LEASE	1,151	0	0	0	0

REPORT:BP033

BROOME COUNTY GOVERNMENT
REVENUE AND APPROPRIATION SUMMARY
BY DEPARTMENT AND DIVISION

FUND: 1010 General Operating

DEPT: 25000000 Health

DIV: 02 Health-Clinic & Disease Control

Account	2018 Actuals	2019 Budget	2019 YTD Actuals As of 08/30/19	2020 Budget Requested	2020 Budget Recommended
0000060 Principal on Indebtedness Totals	1,151	0	0	0	0
0000070 Interest on Indebtedness					
6007005 INTEREST ON CAPITAL LEASE	469	0	0	0	0
0000070 Interest on Indebtedness Totals	469	0	0	0	0
0000080 Employee Benefits					
6008001 STATE RETIREMENT	62,304	70,677	40,864	74,801	74,801
6008002 SOCIAL SECURITY	38,810	42,695	25,093	42,912	42,912
6008004 WORKERS COMPENSATION	6,259	7,317	3,343	5,799	5,799
6008006 LIFE INSURANCE	134	225	51	180	180
6008007 HEALTH INSURANCE	76,586	69,906	45,700	74,263	74,263
6008009 RETIREE HEALTH INSURANCE	254,231	281,393	166,230	261,778	261,778
6008010 DISABILITY INSURANCE	611	800	442	879	879
6008013 HEALTH INS - RETIRE INCENTIVE	6,104	0	0	0	0
0000080 Employee Benefits Totals	445,039	473,013	281,723	460,612	460,612
Exp Total for Div: 2502	1,100,394	1,221,956	696,305	1,226,022	1,226,022
Total for Div: 25000000	-610,625	-739,831	-457,592	-736,824	-736,824

HEALTH

Maternal Child Health and Development

Mission Statement

Promote the growth and development of children with special needs and their families through identification, assessment, education, and service provision. Improve the health of women, infants and children through health teaching, health counseling, and early identification of real and potential health problems.

Description of Services

Through the Licensed Home Care Services Agency (LHCSA), home visits are made to prenatal, postpartum, and pediatric clients. The Public Health Nurses (PHN) provide skilled nursing assessments, discuss concerns and answer questions about health care, child care, and child growth and development. One of the PHN staff is a certified lactation counselor to better serve and support breastfeeding efforts in the community. Additional areas of expertise include: home safety, psychosocial assessment, community referrals for substance abuse, domestic violence, mental health, and ongoing parent education.

The Healthy Families Broome Program is part of a statewide initiative, Healthy Families New York. This program is a comprehensive prevention program that focuses on the safety of children while supporting families. A Public Health Educator (PHE) trained by Prevent Child Abuse New York serves as a Family Resource Specialist. The PHE offers eligible expectant families a home visit. During the home visit, the PHE completes an in-depth psychosocial assessment with the expectant parents to assess their strengths, needs, and challenges. The PHE provides referrals to community agencies, and eligibility is determined for the long-term home visiting program.

Certified Medication Administration Training (MAT) is available for child-care providers to educate them on appropriate medication administration techniques utilizing the curriculum developed by SUNY Training Strategies Group.

The Broome County Child Fatality Review Team, established in 2008, recently expanded to become the Broome-Tioga Regional Child Fatality Review Team. This is a multidisciplinary team of professionals established in 2019 pursuant to New York State Social Services Law (SSL) to review the death of any child under the age of 18 whose death is unexpected or unexplained. The Team is authorized to review any unexpected or unexplained death, but priority is given to instances where

- any child for whom Child Protective Services has an open case.
- any child for whom at the time his/her death has an open preventive services case in Broome County or Tioga County.
- any child who at the time of his/her death was in the care and custody or guardianship and custody of Social Services or a voluntary authorized agency.
- a report was made to the New York Statewide Central Register of Child Abuse and Maltreatment involving the death of a child.

The mission of the B-T CFRT is to improve our understanding of how and why children die, develop and promote a regional system of child death review and response, and to identify systemic and policy issues, and public health interventions to improve child health, safety and protection. Our ultimate goal is to prevent future deaths and to promote child safety through a confidential review process which is thorough, comprehensive, and multidisciplinary.

The Broome County Health Department and key stakeholders from Tioga County Public Health and both counties' departments of Social

Services, County Attorney, District Attorney, Sheriff, Emergency Medical Services, and Coroners; as well as New York State Police; UHS Pediatrician; and representatives from several community agencies meet monthly for case review. The Broome County CFRT has discussed 104 child fatality cases from 2009 through December 2018 and has developed a formal process to identify system-based impediments to child health and safety that will ultimately reduce the number of child deaths. The B-T CFRT adopted this same strategy. Some interventions targeted at preventing child deaths have been recommended and implemented by the Family Violence Prevention Council, Mothers and Babies Perinatal Network, Broome County Health Department Maternal Child Health Division, and the Sheriff's Department.

The Health Department has sponsored the Women, Infants and Children's (WIC) Program in Broome County since 1979. The WIC Program is a supplemental food program that services approximately 5,000 participants throughout the county. Clinics are held almost daily with evening and weekend hours to meet the needs of the families enrolled. WIC nutrition staff provides nutrition education and support to families who receive a prescribed food package every month to assist with growth and proper development during pregnancy, lactation, infancy and early childhood up to the child's fifth birthday. Staff makes referrals to community agencies to assist the families with meeting their needs and goals. The program offers an enhanced peer counseling program to support and promote breastfeeding. Anthropometric measurements and hemoglobin levels are obtained to assist with assessment of the clients' health status and the staff communicates with health care providers as needed. Recently WIC staff has started to screen for elevated lead levels for children in collaboration with the Environmental Health staff.

Early Intervention Program service coordinators work closely with families of children with developmental delays and/or diagnosed

conditions with a high probability of delay, to identify the families' concerns and priorities for their children. Individualized family service plans are constructed by the service coordinator with the family, and agreed upon by the family and the Early Intervention Official/Designee. Early Intervention service coordinators also offer referral information to families regarding a variety of topics, including childhood lead poisoning, health insurance and community events where families can connect with other families of children with developmental disabilities and delays. The Early Intervention Program is a federally mandated statewide program offering evaluations and therapeutic support services for infants and children (from birth up to three years of age) with special needs and their families.

The Child Find component of the Early Intervention Program focuses on ensuring at-risk children are engaged in primary health care, will receive appropriate developmental surveillance and screening from a primary care provider, are referred to the Early Intervention Program for a multi-disciplinary evaluation when indicated and have health insurance coverage.

From Early Intervention, a child may transition into the Preschool Special Education Program for children aged three to five with suspected or confirmed delays which will affect learning. Children aged three to five may also be referred directly to the Preschool Special Education Program. Resources including special education and therapy (occupational, physical, and speech), are available to assist parents of preschool children with disabilities to help them prepare their children for the transition to school (kindergarten). Participation in quality learning experiences is important for all children to achieve high educational standards. Allowing children with and without disabilities opportunities to learn together in the least restrictive environment, whenever possible, benefits all children.

Outreach is provided to community agencies, schools, and primary care providers to streamline the referral process for children with and at risk for developmental delays.

The Children with Special Health Care Needs (CSHCN) Program assists families in ascertaining community resources, as well as providing outreach throughout the community to increase awareness of resources available, to identify unmet health and related needs, and to collaborate with community partners to develop plans to overcome barriers and increase access to services. Outreach activities include participation in community health fairs and events, presentations at meetings of community and health organizations, and informational sessions sponsored by the CSHCN grant.

2020 Objectives

Maternal Child Health / Licensed Home Care Services Agency

- Increase the number of prenatal visits to ensure early and continuous comprehensive prenatal care to reduce infant mortality, decrease low-birth-weight babies, and increase positive birth outcomes.
- Increase the number of evaluation visits to postpartum/newborn clients to minimize environmental hazards to reproduction/growth/development through evaluation of home settings, health habits and nutrition status.
- Continue to improve breastfeeding initiation rates and duration through education provided to prenatal clients and through support of postpartum women and infants as soon after delivery as possible.
- Continue to provide home visiting, nursing assessment and education to children with identified elevated blood lead levels and refer at risk dwellings for assessment.
- Train PHN staff as Certified Lactation Counselors.

- Train PHN to offer bereavement support to families dealing with the loss of a child.
- Ensure appropriate newborn bloodspot screening, follow-up testing, and referral to services.
- Continue to provide training in medication administration to child-care providers.
- Reduce fetal, infant and child death by early identification of problems, developing and implementing interventions and providing community education.
- Increase the number of children screened for lead poisoning at age one and two by providing information to parents, communicating with physicians and providing referrals to the Environmental Health division and continuing screening of children enrolled in WIC.
- Continue to meet nutritional demands of women, infants and children through the WIC program, continue to improve breastfeeding initiation and duration through support of the WIC Nutrition and peer counseling staff and breast pump program.
- Maximize use of preventive health services through education and collaboration with local health care providers, the Clinic Division, Department of Social Services, schools, New York State Department of Health, and child-care providers.
- Expand Healthy Family Broome (HFB) program throughout Broome County and increase number of families served.
- HFB's Public Health Educator offers assessments to expectant and new families to assess their strengths and needs. Offer families information regarding local community resources and connect eligible families to Healthy Families Broome home visiting program.
- Continue to review and update Quality Assurance Corporate Compliance Plan in the division to ensure program integrity, accuracy, appropriate authorization of service and quality of care.

- Ongoing and increasing need for services in both the Early Intervention Program and the Preschool Special Education Program demands assurance of adequate capacity of needed services for infants and children identified as having developmental and/or learning delays and/or being at risk for developmental delays. Continue working to identify new service providers, including expansion of individual contracts in the Preschool Special Education Program.
- Continue to work successfully to accommodate billing changes in the Early Intervention Program, working with families and providers to obtain all information required to maximize third party insurance payments.
- Develop procedures to monitor and review the payment of Early Intervention Program services not covered by third party insurance through the Escrow account billed to the county.
- Continue to strive to meet both federal and state performance standards in the Early Intervention Program.
- Collecting and reporting child outcomes is a requirement of the Individuals with Disabilities Act (IDEA). The performance of the New York State Part C Early Intervention Program on improving child outcomes is now reported in the Annual Performance Report. Strive to improve child outcomes for children enrolled at least six months in the Broome County Early Intervention Program.
- Improving family perceptions and outcomes of the Early Intervention Program is now also included in the Annual Performance Report. Actively participate in the *Improving Family Centeredness Together* State initiative to identify and address needs to help Early Intervention families feel more connected.
- Identify and participate in various community organizations to better foster collaboration and increase awareness of available services.
- Continue conservative fiscal management of the Children with Special Needs Programs while meeting Federal and State regulations.
- Continue to work with and utilize the preschool software program intended for billing Medicaid to maximize reimbursement of eligible services and efficiently capture data that will be useful in completing reports to assist in better program management.
- Work with the preschool software program to develop procedures to review and address denied Medicaid claims.
- Continue to develop procedures for monitoring of services provided in the Early Intervention and Preschool Special Education Program to ensure that plans developed for each child match both their needs and their ability to participate.
- Continue dialogue with Committee on Preschool Special Education Chairpersons, tuition-based programs, and NYS Education Regional Associates to ensure that eligible children are receiving Free Appropriate Public Education (FAPE) in the Least Restrictive Environment (LRE).
- Continue to identify models and procedures which will promote efficient use of providers' time as well as maximizing desired results for children and families.
- Work with New York State BEI and regional/local agencies to determine the impact of Health Homes for Children and respond accordingly.

2020 Budget Highlights

- Continue to identify vulnerable families and implement areas of collaboration with Department of Social Services and other human service providers to prevent child abuse/neglect.

- Continue to develop better infrastructure to supplement operating budget costs with third party insurance revenue, state aid and grant funding.
 - Continue to assist families in ascertaining community resources to meet their health care needs, through referrals and linkages with community agencies.
 - Use local data to expand resources and motivate action toward elimination of lead poisoning in collaboration with the Environmental Health Division and more community agencies.
 - Review salary of PHN position in order to be more competitive and better able to recruit registered nurses for employment.
 - The New York State Department of Health still does not have a target date when system reports in NYEIS will be fully operational. The Bureau of Early Intervention has been routinely providing reports not currently available in NYEIS to municipalities to improve the ability to meet federal and state performance standards.
 - The New York State Early Intervention State Fiscal Agent continues to work to maximize insurance payments for covered services in the Early Intervention Program. Third party insurance coverage of services in the Early Intervention Program remains marginal, with Medicaid and Escrow funds bearing the majority of the costs. Work to ensure that Medicaid coverage is fully utilized before payments are made from Escrow funds.
 - Ongoing and increasing requirements of children with disabilities and developmental delays will continue to challenge the department to find resources to meet their needs. As the national incidence of young children diagnosed as having Autism rises, the increase is being seen at the local level as well. This will continue to present a challenge to identify appropriate services that will adequately support them and meet their needs.
- Understanding of the effects of Adverse Childhood Experiences is emerging. Focus efforts to increase awareness and develop ways to support survivors.

Health 25060004 Maternal Child Health and Development		As of July 5,2019			
<u>Title of Position</u>	<u>Grade/Unit</u>	<u>2018 Actuals</u>	<u>Current Authorized</u>	<u>2020 Requested</u>	<u>2020 Recommended</u>
<u>Full-Time Positions</u>					
Public Health Nurse***	17 CSEA	3	3	3	3
Preschool Special Education Program Coord.	17 CSEA	1	1	1	1
Early Intervention Service Coordinator*	16 CSEA	6	6	6	6
Health Information Technician	11 CSEA	1	1	1	1
Total Full-Time Positions		11	11	11	11
<u>Part-Time Positions</u>					
Director of Children w/Spec. Needs Program	C Admin	1	1	1	1
Dir of Maternal Child Health & Development	C Admin	1	1	1	1
Supervising Public Health Nurse	20 BAPA	1	1	1	1
Children w/Spec. Needs Program Supervisor	20 BAPA	1	1	1	1
Public Health Nurse	17 CSEA	2	2	2	2
Secretary	13 CSEA	1	1	1	1
Keyboard Specialist**	8 CSEA	2	1	1	1
Health Program Specialist	8 CSEA	1	1	1	1
Total Part-Time Positions		10	9	9	9
Total Positions		21	20	20	20

* One position unfunded since 2012

** One .4 FTE position unfunded in 2018, abolished in 2019

***One position unfunded in 2019

BROOME COUNTY GOVERNMENT
 REVENUE AND APPROPRIATION SUMMARY
 BY DEPARTMENT AND DIVISION

FUND: 1010 General Operating
 DEPT: 25000000 Health
 DIV: 06 Health-Maternal Child Health & Dev

Account	2018 Actuals	2019 Budget	2019 YTD Actuals As of 08/30/19	2020 Budget Requested	2020 Budget Recommended
0000002 Departmental Income					
5000112 STUDENT TUITION, PT DAY	1,000	1,100	500	1,000	1,000
5000118 FEES FOR SERVICES	1,256,813	1,121,744	1,427,923	1,229,438	1,229,438
5000333 OTHER DEPARTMENTAL CHARGEBACK	99,961	126,804	54,075	103,155	103,155
5000335 COPIER CHARGEBEACK	2,268	2,400	1,130	2,300	2,300
5000426 MISCELLANEOUS	170	0	109	0	0
5000428 OTHER CHARGES	50,386	0	27,804	60,713	60,713
0000002 Departmental Income Totals	1,410,598	1,252,048	1,511,541	1,396,606	1,396,606
0000007 Misc Interfund Revenues					
5000530 REFUNDS OF PRIOR YEARS EXPENDI	33	0	0	0	0
0000007 Misc Interfund Revenues Totals	33	0	0	0	0
0000008 State Aid					
5000808 OTHER STATE AID	438,961	388,340	399,842	451,638	451,638
5000811 EDUCATION-HANDICAPPED CHILDREN	3,429,179	3,393,444	1,095,004	3,521,150	3,521,150
5000821 PUBLIC HEALTH WORK	190,294	163,644	74,398	163,691	163,691
0000008 State Aid Totals	4,058,434	3,945,428	1,569,244	4,136,479	4,136,479
Rev Total for Div: 2506	5,469,065	5,197,476	3,080,785	5,533,085	5,533,085
0000010 Personnel Service					
6001000 SALARIES FULL-TIME	390,955	408,746	231,149	417,377	417,377
6001001 SALARIES PART-TIME	253,045	274,404	136,915	277,848	277,848
6001002 SALARIES TEMPORARY	55,998	50,087	63,974	51,215	51,215
6001003 SALARIES OVERTIME	4,076	4,369	869	4,370	4,370
0000010 Personnel Service Totals	704,074	737,606	432,907	750,810	750,810
0000040 Contractual Expenditures					
6004010 BOOKS AND SUBSCRIPTIONS	0	80	3	200	200
6004012 OFFICE SUPPLIES	2,196	3,500	1,569	3,500	3,500

REPORT:BP033

BROOME COUNTY GOVERNMENT
REVENUE AND APPROPRIATION SUMMARY
BY DEPARTMENT AND DIVISION

FUND: 1010 General Operating

DEPT: 25000000 Health

DIV: 06 Health-Maternal Child Health & Dev

Account	2018 Actuals	2019 Budget	2019 YTD Actuals As of 08/30/19	2020 Budget Requested	2020 Budget Recommended
6004045 TRAINING AND EDUCATIONAL SUPPL	0	1,650	110	1,250	1,250
6004060 NURSING SUPPLIES	1,093	1,000	0	1,000	1,000
6004100 POSTAGE AND FREIGHT	89	100	0	100	100
6004105 DUES AND MEMBERSHIPS	0	284	102	0	0
6004137 ADVERTISING AND PROMOTION EXPE	134	0	1,132	0	0
6004146 SUBCONTRACTED PROGRAM EXPENSE	1,225,466	1,275,255	795,325	1,330,433	1,330,433
6004149 CASE ADMINISTRATION	50,032	48,311	28,261	60,718	60,718
6004160 MILEAGE AND PARKING-LOCAL	9,530	10,829	6,169	12,243	12,243
6004161 TRAVEL HOTEL AND MEALS	5	50	0	50	50
6004162 EDUCATION AND TRAINING	131	100	0	340	340
6004164 NON-EMPLOYEE TRAVEL HOTEL & ME	23,238	16,368	14,699	26,975	26,975
6004196 COPYING MACHINE RENTALS	1,505	3,000	1,729	3,000	3,000
6004405 REHAB AND THERAPY SERVICES	1,850,536	1,790,855	1,021,337	1,900,631	1,900,631
6004413 OTHER HEALTH AND MEDICAL SERVI	379,400	393,934	174,694	402,366	402,366
6004571 EDUCATION OF HANDICAPPED CHILD	3,972,364	4,044,583	1,807,142	4,424,663	4,424,663
6004573 OTHER FEES FOR SERVICES	35,649	41,342	19,394	38,696	38,696
6004574 CLASSROOM AIDES	449,378	414,237	34,387	477,854	477,854
0000040 Contractual Expenditures Totals	8,000,746	8,045,478	3,906,053	8,684,019	8,684,019
0000041 Chargeback Expenses					
6004604 DPW SECURITY CHARGEBACKS	44	0	0	0	0
6004606 TELEPHONE BILLING ACCOUNT	5,234	10,187	2,832	7,634	7,634
6004609 DATA PROCESSING CHARGEBACKS	97,115	118,259	58,493	75,297	75,297
6004614 OTHER CHARGEBACK EXPENSES	1,201	1,225	557	870	870
6004615 GASOLINE CHARGEBACK	434	363	218	744	744
6004616 FLEET SERVICE CHARGEBACK	1,176	752	655	1,292	1,292
6004617 DUPLICATING/PRINTING CHARGEBAC	5,202	8,732	3,928	6,000	6,000
6004618 OFFICE SUPPLIES CHARGEBACK	3,650	4,498	2,392	4,000	4,000
0000041 Chargeback Expenses Totals	114,056	144,016	69,075	95,837	95,837
0000060 Principal on Indebtedness					
6006008 PRINCIPAL ON CAPITAL LEASE	1,346	0	0	0	0
0000060 Principal on Indebtedness Totals	1,346	0	0	0	0
0000070 Interest on Indebtedness					
6007005 INTEREST ON CAPITAL LEASE	291	0	0	0	0

REPORT:BP033

BROOME COUNTY GOVERNMENT
 REVENUE AND APPROPRIATION SUMMARY
 BY DEPARTMENT AND DIVISION

FUND: 1010 General Operating
 DEPT: 25000000 Health
 DIV: 06 Health-Maternal Child Health & Dev

Account	2018 Actuals	2019 Budget	2019 YTD Actuals As of 08/30/19	2020 Budget Requested	2020 Budget Recommended
0000070 Interest on Indebtedness Totals	291	0	0	0	0
0000080 Employee Benefits					
6008001 STATE RETIREMENT	101,865	109,086	62,361	109,535	109,535
6008002 SOCIAL SECURITY	50,420	56,426	30,803	57,438	57,438
6008004 WORKERS COMPENSATION	8,388	8,885	4,158	7,724	7,724
6008006 LIFE INSURANCE	226	285	78	270	270
6008007 HEALTH INSURANCE	156,125	199,812	97,331	194,309	194,309
6008009 RETIREE HEALTH INSURANCE	135,858	132,568	100,026	157,542	157,542
6008010 DISABILITY INSURANCE	1,102	961	588	1,143	1,143
0000080 Employee Benefits Totals	453,984	508,023	295,345	527,961	527,961
Exp Total for Div: 2506	9,274,497	9,435,123	4,703,380	10,058,627	10,058,627
Total for Div: 25000000	-3,805,432	-4,237,647	-1,622,595	-4,525,542	-4,525,542

REPORT:BP033

BROOME COUNTY GOVERNMENT
REVENUE AND APPROPRIATION SUMMARY
BY DEPARTMENT AND DIVISION

FUND: 1010 General Operating
DEPT: 25000000 Health
DIV: 07

Account	2018 Actuals	2019 Budget	2019 YTD Actuals As of 08/30/19	2020 Budget Requested	2020 Budget Recommended
0000009 Federal Aid					
5000912 HEALTH DEPT - FEDERAL	1,336,070	0	0	0	0
0000009 Federal Aid Totals	1,336,070	0	0	0	0
Rev Total for Div: 2507	1,336,070	0	0	0	0
0000040 Contractual Expenditures					
6004308 TANF	1,336,070	0	0	0	0
0000040 Contractual Expenditures Totals	1,336,070	0	0	0	0
Exp Total for Div: 2507	1,336,070	0	0	0	0
Total for Div: 25000000	0	0	0	0	0
Total for Dept: 25000000	-6,658,124	-7,422,293	-3,152,066	-7,751,476	-7,751,476

MENTAL HEALTH

Commissioner

Contract Agencies

County-Operated

ALCOHOL & SUBSTANCE

Addiction Center of Broome County
 Dual Recovery
 Family Support Navigator
 Outpatient Treatment
 Peer Advocate
 Rehabilitation
 Fairview Recovery Services
 Addiction Stabilization Center
 Fairview Community Residence
 Outlook Community Residence
 Shelter Plus Care
 Vocational Rehabilitation
 VOICES Recovery Center
 Helio Health
 Binghamton Evaluation Center
 Lourdes Hospital
 Alcohol & Drug Education
 Prevention Team (ADEPT)
 Student Assistance Program
 United Health Services
 Jail-Based Substance Use
 Disorder Treatment

DEVELOPMENTAL DISABILITIES

Achieve (ARC)
 Supported Employment

DIVISION OF CRIMINAL JUSTICE SERVICES (DCJS)

Southern Tier AIDS Program
 Reentry

MENTAL HEALTH

Broome Tioga BOCES
 Promise Zone
 Binghamton University
 Promise Zone
 Catholic Charities
 ACT Team
 Advocacy
 Café 290
 Children and Youth Re-entry
 Community Respite
 Drop In Center
 Four Seasons Psychosocial Club
 Health Home
 High Fidelity Wrap
 Non-Medicaid Case Management
 Parent Partners
 Peer Counselor
 Residential
 Transportation
 Children's Home of Wyoming Conference
 Family Support Services
 Clear Path for Veterans
 Veteran Peer to Peer Support
 Community Options of New York
 Supported Employment
 Coordinated Care Services Inc.
 Children's SPOA
 Community Systems Coordinator
 Fairview Recovery Services
 MICA Network

MENTAL HEALTH

Family and Children's Society
 School Based Initiative
 Non-Medicaid Case Management
 Vocational Education
 Mental Health Association of the
 Southern Tier
 Advocacy
 Compeer & Compeer Youth
 Crisis Intervention Team
 Crisis Respite
 Family Peer Advocates
 Multicultural Initiatives
 Project Uplift
 Peer Educators
 Rural BEAR
 Sunrise Wellness Center
 Our Lady of Lourdes Hospital
 Mental Health Juvenile Justice
 United Health Services
 CPEP-Crisis Center
 HOME Program

NEW PROGRAM

National Institute on Drug Abuse
 (NIDA) Grant

Community Mental Health

Local Government Unit
 Adult SPOA
 Assisted Outpatient Treatment
 Fiscal Services
 Forensic Court-Ordered
 Examinations and Evaluations
 Performance and Contract
 Management

Grant Management

Drug Free Communities

Mental Health

Mental Health - 26000004

Mission Statement

To plan, organize, and oversee a comprehensive continuum of care for consumers of public mental hygiene services in Broome County. This continuum of care will provide for the health and safety of Broome County citizens.

Vision

Planning: Broome County Mental Health Department will engage in a participatory planning process to develop mental hygiene services in Broome County. The planning process will include government officials, providers, community representatives, and recipients or their families.

Accountability: The department will assure that state and/or local oversight mechanisms are in place to assure that services are delivered in a responsible and efficient manner.

Coordination: The department will assure that all mental hygiene service providers in Broome County will coordinate and collaborate for the delivery of services that are responsive to the needs of culturally diverse population of recipients.

County Operations: The department's primary role is to facilitate and oversee the continuum of mental hygiene services in Broome County. It has a significant role in contract management for services provided by not-for profit agencies.

Description

The Mental Health Commissioner/Local Government Unit (LGU) is mandated to plan, develop, coordinate and evaluate all local services for the three disabilities encompassed by Mental Hygiene (OMH, OPWDD, and OASAS). This requires interaction on the state level with three separate agencies: Office of Mental Health (OMH), Office of People with Developmental Disabilities (OPWDD), and the Office of Alcoholism and Substance Abuse Services (OASAS). With funding from these agencies, the Mental Health Department oversees a \$26 million System of Care, to enable the department and other agencies to provide necessary services. Interaction, coordination and collaboration are also required with diverse public and private organizations that receive contracts, funding, and/or provide services in the Broome County community.

Mandated by Mental Hygiene Law (MHL), Forensic Services perform court-ordered mental health evaluations, and facilitate Involuntary Transport orders (\$9.45) for emergency police transport to CPEP for assessment and evaluation for admission. It manages the Assisted Outpatient Treatment (AOT) program and SAFE Act mandated services. Adult Single Point of Access (SPOA) staff work with individuals with Serious Mental Illness (SMI) released from correctional facilities to transition to appropriate community services.

2020 Objectives

- Focus on the safety of those clients we serve and the employees serving them, as well as the safety of county residents.
- Focus on achieving measurable improvements by implementing continuous quality enhancements.

2020 Budget Highlights

Mental Health recognizes a 13.3% cut in County Support.

Mental Health 26000004

<u>Title of Position</u>	<u>Grade/Unit</u>	2018 <u>Actuals</u>	As of July 5,2019 <u>Current Authorized</u>	2020 <u>Requested</u>	2020 <u>Recommended</u>
<u>Full-Time Positions</u>					
Commissioner of Comm. Mental Health Svcs	I Admin	1	1	1	1
Mental Health Program Coordinator (40)	24 BAPA	0	1	1	1
Mental Health Program Coordinator (40)	23 BAPA	1	0	0	0
Keyboard Specialist	8 CSEA	1	1	1	1
Total Full-Time Positions		3	3	3	3
<u>Part-Time Positions</u>					
None					
Total Part-Time Positions		0	0	0	0
Total Positions		3	3	3	3

BROOME COUNTY GOVERNMENT
REVENUE AND APPROPRIATION SUMMARY BY DEPARTMENT

FUND: 1010 General Operating
DEPT: 26000000 Mental Health

Account	2018 Actuals	2019 Budget	2019 YTD Actuals As of 08/30/19	2020 Budget Requested	2020 Budget Recommended
0000002 Departmental Income					
5000120 MENTAL HEALTH FEES	438	1,050	292	750	750
5000333 OTHER DEPARTMENTAL CHARGEBACK	26,387	26,853	9,489	23,818	23,818
5000426 MISCELLANEOUS	53,237	39,841	31,691	77,515	77,515
0000002 Departmental Income Total	80,062	67,744	41,472	102,083	102,083
0000007 Misc Interfund Revenues					
5000545 CREDIT CARD REBATES	25	0	9	0	0
0000007 Misc Interfund Revenues Total	25	0	9	0	0
0000008 State Aid					
5000827 MENTAL HEALTH ADMINISTRATION	138,465	130,273	83,641	135,447	135,447
0000008 State Aid Total	138,465	130,273	83,641	135,447	135,447
0000009 Federal Aid					
5000916 FEDERAL AID - MENTAL HEALTH CL	0	80,000	0	80,000	71,447
0000009 Federal Aid Total	0	80,000	0	80,000	71,447
Rev Totals for Dept: 26000000	218,552	278,017	125,122	317,530	308,977
0000010 Personnel Service					
6001000 SALARIES FULL-TIME	96,235	125,306	65,115	125,808	125,808
6001001 SALARIES PART-TIME	21,317	0	14,079	0	0
0000010 Personnel Service Totals	117,552	125,306	79,194	125,808	125,808
0000040 Contractual Expenditures					
6004010 BOOKS AND SUBSCRIPTIONS	239	533	379	500	500
6004012 OFFICE SUPPLIES	2,218	3,000	1,243	3,000	3,000
6004021 BLDG MAINTENANCE SUPPLIES	0	150	0	150	150

REPORT:BP032

BROOME COUNTY GOVERNMENT
REVENUE AND APPROPRIATION SUMMARY BY DEPARTMENT

FUND: 1010 General Operating

DEPT: 26000000 Mental Health

Account	2018 Actuals	2019 Budget	2019 YTD Actuals As of 08/30/19	2020 Budget Requested	2020 Budget Recommended
6004023 BLDG AND GROUNDS SUPPLIES	0	0	0	334	334
6004030 FOOD AND BEVERAGES	1,728	250	425	250	250
6004046 GAS OIL GREASE AND DIESEL FUEL	0	150	0	150	150
6004048 MISC OPERATIONAL SUPPLIES	3,993	500	0	500	500
6004056 COMPUTER EQUIPMENT (NON CAPITAL)	32,483	3,197	0	3,197	3,197
6004100 POSTAGE AND FREIGHT	0	250	0	250	250
6004105 DUES AND MEMBERSHIPS	6,509	7,454	6,704	7,655	7,655
6004106 GENERAL OFFICE EXPENSES	99	500	0	500	500
6004111 BUILDING AND LAND RENTAL	0	0	0	93,936	93,936
6004117 BUILDING AND GROUNDS EXPENSES	0	0	0	439	439
6004137 ADVERTISING AND PROMOTION EXPE	0	150	0	150	150
6004138 OTHER OPERATIONAL EXPENSES	0	0	0	17	17
6004160 MILEAGE AND PARKING-LOCAL	0	325	0	325	325
6004161 TRAVEL HOTEL AND MEALS	360	750	191	750	750
6004162 EDUCATION AND TRAINING	0	750	0	750	750
6004165 ADVISORY BD/TRUSTEES EXPENSES	1,063	1,080	446	1,080	1,080
6004196 COPYING MACHINE RENTALS	671	2,732	1,502	2,768	2,768
6004573 OTHER FEES FOR SERVICES	25,542	145,094	14,925	92,594	92,594
0000040 Contractual Expenditures Totals	74,905	166,865	25,815	209,295	209,295
0000041 Chargeback Expenses					
6004602 INSURANCE PREMIUM CHARGEBACK	4,928	889	444	16	16
6004604 DPW SECURITY CHARGEBACKS	276	234	86	24,744	16,191
6004605 COUNTY ATTORNEY CHARGEBACKS	10,388	30,625	0	30,625	30,625
6004606 TELEPHONE BILLING ACCOUNT	2,507	4,232	713	4,880	4,880
6004609 DATA PROCESSING CHARGEBACKS	55,652	56,638	29,750	56,514	56,514
6004610 PERSONNEL SERVICES CHARGEBACKS	3,142	0	0	0	0
6004614 OTHER CHARGEBACK EXPENSES	90	30	40	161	161
6004617 DUPLICATING/PRINTING CHARGEBAC	10	112	180	188	188
6004618 OFFICE SUPPLIES CHARGEBACK	465	586	234	478	478
6004619 BUILDING SERVICE CHARGEBACK	0	0	0	5,493	5,493
6004621 BUILDING AND LAND RENTAL CHARG	55,320	53,903	28,198	0	0
0000041 Chargeback Expenses Totals	132,778	147,249	59,645	123,099	114,546
0000060 Principal on Indebtedness					
6006008 PRINCIPAL ON CAPITAL LEASE	1,296	0	0	0	0
0000060 Principal on Indebtedness Totals	1,296	0	0	0	0

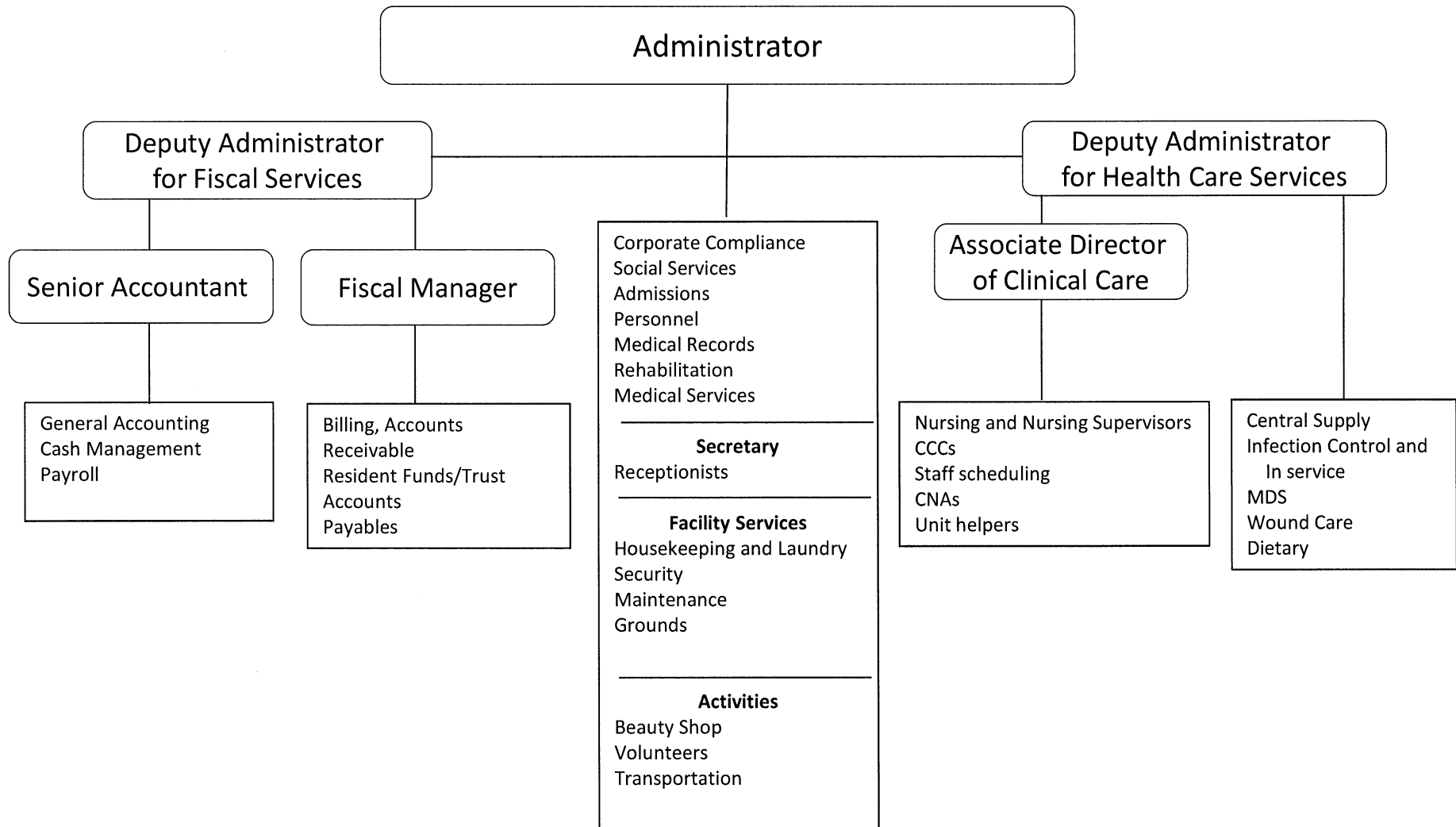
REPORT:BP032

BROOME COUNTY GOVERNMENT
 REVENUE AND APPROPRIATION SUMMARY BY DEPARTMENT

FUND: 1010 General Operating
 DEPT: 26000000 Mental Health

Account	2018 Actuals	2019 Budget	2019 YTD Actuals As of 08/30/19	2020 Budget Requested	2020 Budget Recommended
0000070 Interest on Indebtedness					
6007005 INTEREST ON CAPITAL LEASE	336	0	0	0	0
0000070 Interest on Indebtedness Totals	336	0	0	0	0
0000080 Employee Benefits					
6008001 STATE RETIREMENT	19,786	18,754	12,177	18,870	18,870
6008002 SOCIAL SECURITY	8,485	9,588	5,721	9,625	9,625
6008004 WORKERS COMPENSATION	40,813	44,993	22,191	55,314	55,314
6008006 LIFE INSURANCE	33	33	12	45	45
6008007 HEALTH INSURANCE	23,328	25,238	15,543	26,499	26,499
6008009 RETIREE HEALTH INSURANCE	356,436	388,872	250,361	389,436	389,436
6008010 DISABILITY INSURANCE	47	80	52	88	88
6008013 HEALTH INS - RETIRE INCENTIVE	14,824	0	0	0	0
0000080 Employee Benefits Totals	463,752	487,558	306,057	499,877	499,877
0000090 Transfers					
6009002 TRANSFER TO GRANT FUND	152,274	275,295	123,845	201,946	201,946
0000090 Transfers Totals	152,274	275,295	123,845	201,946	201,946
Exp Totals for Dept: 26000000	942,893	1,202,273	594,556	1,160,025	1,151,472
Total for Dept: 26000000	-724,341	-924,256	-469,434	-842,495	-842,495

Willow Point Rehabilitation and Nursing Center



Willow Point Rehabilitation and Nursing Center

Mission Statement

It is the mission of the Willow Point Rehabilitation and Nursing Center (WPRNC) to serve the elderly and disabled individuals of Broome County that need skilled nursing care and short-term rehabilitation. This includes a comprehensive interdisciplinary approach to care planning with emphasis on quality of life, preservation of dignity and independence for the residents. The team at WPRNC is committed to meeting the physical, emotional, social and spiritual needs of the residents.

Description

Broome County's Willow Point Rehabilitation and Nursing Center has provided skilled nursing care since 1969.

WPRNC is licensed to care for up to 300 residents. The facility is made up of three separate buildings that are connected on at least one level. The *South Building* was built in 1969, which includes three floors, each with single, and double bedrooms. The *North Building* built in 1971, contains two floors with a mix of single and double bedrooms. In 2016 the first floor became home to the new rehabilitation unit composed of 39 single beds. This included a new gym with upgraded equipment to enhance the rehabilitation experience. The newest building; *West Wing* was built in 1988. The *West Wing* is comprised of a 43-bed secure nursing unit for Alzheimer's and dementia care of residents who are also at risk for wandering unsafely. One floor is designated primarily for sub-acute care or short-term rehabilitation services. The rest of the facility provides a variety of skilled nursing care services.

Federal and State regulations dictate the standards required to operate a skilled nursing facility. The New York State Department of Health (NYSDOH) is the licensing and lead oversight entity that is responsible for ensuring regulatory compliance. NYSDOH conducts routine, unannounced inspections and complaint investigations. WPRNC is required to meet all standards or pay penalties, fines and potentially disqualification from the Medicare and Medicaid programs (the primary payment sources). As a government-sponsored facility, there are additional requirements that must be met. For example, State Civil Service employment, Broome County purchasing processes and cash-based accounting rules.

The Administrator relies on the other Administration and general staff to meet the regulations. The Personnel Coordinator is responsible for employee hiring, corrective actions, and discharges.

The Fiscal Department is divided into four supervised areas: Payroll, Accounts Receivable and Resident Banking, Accounts Payable and Budget, General Ledger Accounting and Cost Reporting. Each area has specifically assigned support staff. The Fiscal Services Department is overseen by the Deputy Administrator for Fiscal Services, who reports directly to the Administrator.

The Administration umbrella also encompasses several other areas of the facility including the Admissions department, Barber and Beauty Services, the Medical Director's office, Health Information Management department, Therapeutic Recreation (Activities) and Volunteers.

2020 Objectives

The primary objective for WPRNC is to provide quality resident care in a caring and cost-responsible manner. Everything that Willow Point does for our nursing home residents must strive to meet this goal.

- Continue to develop and coach the leadership team and focus on attracting and retaining talent that consistently exceed expectations in resident care.
- Decrease re-hospitalization rates by utilizing internal resources and knowledge to provide care prior to hospitalization becoming necessary.
- While it is impossible to eliminate DOH complaints and findings, it is necessary to implement processes to improve documentation and processes.
- Increasing staffing to appropriate levels will provide support in all areas of the skilled nursing facility.
- Continually develop relationships with outside providers and facilitators, such as the hospital systems, DSRIP, and Remedy Partners.
- Reorganization of the Fiscal Services Department continues in the current year budget request. Management is still assessing to determine if fewer staff with the current knowledge base can perform efficiently, effectively, and economically.
- Develop more complete and meaningful monthly and annual financial performance metrics
- Continue to develop an assessment of equipment and a multi-year replacement plan
- Implement the Arjo Diligent plan (a Safe Patient Handling Program) to improve staff and resident safety, improve compliance with NYS DOH regulations, modernize and standardize equipment and preventative maintenance programs, while saving money with regard to Worker's Compensation costs.

2020 Budget Highlights

The 2020 objectives were applied in making budget decisions. Several changes were made to revenues and expenses to reflect a realistic proposed budget.

Revenue

- Revenue projections reflect a 97% occupancy level. Decreasing the re-hospitalization rate will improve the confidence that the local hospitals have in our abilities to meet the needs of long and short-term residents. The facility's quality measures have improved year over year, further solidifying our reputation with the hospitals, our primary referral base. Of note, WPRNC is currently a 3 Star Facility under the CMS Nursing Home Compare system guidelines, and the facility met NYS DOH Quality Measures designating it a 2nd Quintile (out of 5). The facility will use these notable achievements to foster provider relationships to poise for the future.
- Medicare rates are based on 2018 historical utilization experience and include a CMS projected increase of approximately 2%. Medicaid rates are based on current case mix acuity of the residents. NYS DOH is proposing changes to the CMI component of the Medicaid reimbursement rate, and these changes are not finalized at the time of budget submission. Rates have reduced by approximately \$10.00 per day to conservatively account for unknown changes.
- Medicare reimbursement will change significantly on October 1, 2019. CMS has proposed a complete overhaul of the system that determines reimbursement, and it is unknown whether it will affect the facility positively, negatively or neutrally. WPRNC is working with a consulting arm of our current therapy

services vendor to train, prepare, and mitigate negative impacts of this transition.

- The projected occupancy rate is calculated and predicted using 2017, 2018, and 2019 year-to-date census statistics.
- All other revenue amounts are based on historical information.
- The Intergovernmental Transfer Program (IGT) that benefits County Nursing Homes continues in 2020. The proposed budget reflects the anticipation that the county will be able to match IGT. The program is expected to continue in the future, contrary to questions about it continuing in the past.

Expenses

- Expenses reflect the continuing challenge of providing quality resident care and services in facility with increasing infrastructure needs.
- Every vacant position continues to be evaluated before hiring to seek improving efficiencies and reducing expenses.
- No significant staffing realignments have been proposed in this budget.
- 2020 appropriated expenses increased approximately \$788,000 over 2019; 2.47% year to year increase
 - Personnel and Benefit Costs account for approximately \$383,000 of the increase in appropriated expenditures
 - Contractual expenditure requests increased approximately \$408,000 (\$231,000 related to the Arjo Diligent program)

- Equipment expenditures requests increased approximately \$91,000
- Interdepartmental chargeback requests decreased approximately \$41,000
- Debt principal and debt interest decreased \$24,000 and \$29,000 respectively
- Administration has requested appropriations to purchase a medical transport mini-van which will assist with timely admissions as well as establish the facility as competitive with facilities which have in house dialysis units. This unit will cost approximately \$70,000, but will give the facility a competitive advantage turning hospital referrals into facility admissions.
- The year to year budget increase, excluding Personnel and Benefit Costs, which are contractually mandated, is approximately \$405,000; 1.27%
- Non direct care nursing services overtime is reduced \$13,000

Willow Point Nursing Home/Administration and General
27010104 27010304 27010504

<u>Title of Position</u>	<u>Grade/Unit</u>	<u>2018 Actuals</u>	<u>As of July 5,2019</u>		<u>2020 Requested</u>	<u>2020 Recommended</u>
			<u>Current Authorized</u>			
<u>Full-Time Positions</u>						
Nursing Home Administrator	O Admin	1	1		1	1
Deputy NH Administrator-Fiscal Services	F Admin	1	1		1	1
Personnel Coordinator/Corporate Compliance	20 Admin	1	1		1	1
Personnel Clerk	9 Admin	1	1		1	1
Supervising Nurse I / II	22/21 BAPA	0	1		1	1
Senior Accountant	18 BAPA	1	1		1	1
Fiscal Manager	17 BAPA	1	1		1	1
Health Information Administrator	14 BAPA	1	1		1	1
Admission Coordinator	22 CSEA	1	1		1	1
Senior RPN (RN-Admissions)	22 CSEA	1	0		0	0
RPN NH - Admissions	21 CSEA	1	0		0	0
Accountant (County)*	16 CSEA	2	2		2	2
Principal Billing Specialist	15 CSEA	0	1		1	1
Secretary	13 CSEA	1	1		1	1
Senior Billing Specialist**	13 CSEA	1	3		3	3
Health Information Technician	11 CSEA	2	2		2	2
Program Assistant	10 CSEA	1	1		1	1
Senior Account Clerk	9 CSEA	2	2		2	2
Billing Specialist***	9 CSEA	2	2		2	2
Senior Clerk	8 CSEA	0	0		2	2
Account Clerk****	7 CSEA	2	2		2	2
Certified Nursing Assistant	7 CSEA	0	1		1	1
Clerk	6 CSEA	5	5		5	5
Total Full-Time Positions		28	31		33	33
<u>Part-Time Positions</u>						
Clerk	6 CSEA	4	4		4	4
Total Part-Time Positions		4	4		4	4
Total Positions		32	35		37	37

* One position unfunded in 2019

** One position unfunded in 2019

*** Two positions unfunded in 2019

****Two positions unfunded in 2020

REPORT:BP033

BROOME COUNTY GOVERNMENT
 REVENUE AND APPROPRIATION SUMMARY
 BY DEPARTMENT AND DIVISION

FUND: 2050 WPNH Operating
 DEPT: 27000000 Willow Point
 DIV: 01 Willow Point-Admin & General

Account	2018 Actuals	2019 Budget	2019 YTD Actuals As of 08/30/19	2020 Budget Requested	2020 Budget Recommended
27000000 Willow Point					
0000002 Departmental Income					
5000105 XEROX MACHINE	440	1,800	341	1,800	1,800
5000109 CABLE TV	840	0	0	0	0
5000125 MEDICARE PART B	435,326	420,000	285,031	468,750	468,750
5000165 MISCELLANEOUS	5,709	0	-199	0	0
5000179 CHARGES FOR SERVICES	0	0	1,358,198	0	0
5000206 CHARGES FOR SERVICES	21,308	20,335	1,823	0	0
5000210 SNF MEDICARE	3,293,081	5,820,863	2,688,857	5,054,604	5,054,604
5000212 SNF PRIVATE	4,107,163	4,534,133	2,926,306	4,784,206	4,784,206
5000218 SNF NAMI-PATIENT SHARE	1,699,489	3,264,000	788,497	3,264,000	3,264,000
5000238 COMMERCIAL INSURANCE	315,016	167,010	260,361	550,555	550,555
5000426 MISCELLANEOUS	334,513	250,000	69,280	250,000	250,000
5000427 CAFETERIA FEES	0	0	45	0	0
5000428 OTHER CHARGES	1,714	958	0	0	0
5000430 CASH/OVER SHORT	-14,493	0	0	0	0
5000431 MISCELLANEOUS	68,312	562,077	150,615	392,077	392,077
0000002 Departmental Income Totals	10,268,418	15,041,176	8,529,155	14,765,992	14,765,992
0000003 Use of Money					
5000451 INTEREST AND EARNINGS	24,352	10,000	14,541	12,000	12,000
5000470 VENDING MACHINE	4,883	2,500	3,759	30,000	30,000
0000003 Use of Money Totals	29,235	12,500	18,300	42,000	42,000
0000007 Misc Interfund Revenues					
5000530 REFUNDS OF PRIOR YEARS EXPENDI	14,493	0	0	0	0
5000534 TRANSFER FROM INSURANCE RESERV	125,000	75,368	75,422	0	0
5000545 CREDIT CARD REBATES	2,002	1,000	865	1,000	1,000
5000570 EARNINGS ON TEMPORARY INVESTME	7,204	0	0	0	0
0000007 Misc Interfund Revenues Totals	148,699	76,368	76,287	1,000	1,000
0000009 Federal Aid					
5000949 SNF MEDICAID - FEDERAL	17,833,459	14,927,814	9,758,674	15,165,541	15,165,541
0000009 Federal Aid Totals	17,833,459	14,927,814	9,758,674	15,165,541	15,165,541

REPORT:BP033

BROOME COUNTY GOVERNMENT
REVENUE AND APPROPRIATION SUMMARY
BY DEPARTMENT AND DIVISION

FUND: 2050 WPNH Operating
DEPT: 27000000 Willow Point
DIV: 01 Willow Point-Admin & General

Account	2018 Actuals	2019 Budget	2019 YTD Actuals As of 08/30/19	2020 Budget Requested	2020 Budget Recommended
Rev Total for Div: 2701	28,279,811	30,057,858	18,382,416	29,974,533	29,974,533
0000010 Personnel Service					
6001000 SALARIES FULL-TIME	1,186,119	1,240,340	604,610	1,239,036	1,239,036
6001001 SALARIES PART-TIME	53,220	55,057	29,656	47,710	47,710
6001002 SALARIES TEMPORARY	6,528	0	14,026	0	0
6001003 SALARIES OVERTIME	13,019	49,413	13,724	38,191	21,797
6001012 HOLIDAY OVERTIME PAY	667	3,408	199	3,436	936
6001013 SIGN ON BONUS	250	0	0	0	0
6001014 INCENTIVES	900	20,000	900	20,000	10,000
0000010 Personnel Service Totals	1,260,703	1,368,218	663,115	1,348,373	1,319,479
0000020 Equipment and Capital Outlay					
6002304 OTHER MOTOR VEHICLES	0	0	0	70,000	70,000
6002400 OFFICE MACHINES	0	0	0	250	250
6002401 OFFICE FURNITURE	0	550	480	0	0
6002503 COMPUTER EQUIPMENT	0	4,600	1,951	4,600	4,600
6002703 OTHER INSTITUTIONAL EQUIPMENT	0	0	0	600	600
0000020 Equipment and Capital Outlay Totals	0	5,150	2,431	75,450	75,450
0000040 Contractual Expenditures					
6004010 BOOKS AND SUBSCRIPTIONS	1,087	1,180	662	1,245	1,245
6004012 OFFICE SUPPLIES	7,385	9,300	5,045	9,100	9,100
6004030 FOOD AND BEVERAGES	360	0	0	0	0
6004048 MISC OPERATIONAL SUPPLIES	858	2,100	17	2,000	1,200
6004053 RECREATIONAL AND ACTIVITY SUPP	712	1,000	749	700	700
6004100 POSTAGE AND FREIGHT	48	200	25	150	150
6004105 DUES AND MEMBERSHIPS	26,130	24,540	26,014	26,060	26,060
6004106 GENERAL OFFICE EXPENSES	4,686	2,900	3,587	2,600	2,600
6004111 BUILDING AND LAND RENTAL	0	0	10,833	0	0
6004126 RECREATIONAL AND ACTIVITY EXPE	2,315	2,400	2,294	2,500	2,500
6004137 ADVERTISING AND PROMOTION EXPE	6,889	14,300	11,207	20,000	15,000
6004139 Trust Account Outflows	125	0	0	0	0
6004160 MILEAGE AND PARKING-LOCAL	1,686	3,700	186	2,160	2,160
6004161 TRAVEL HOTEL AND MEALS	1,276	3,850	558	2,002	2,002
6004162 EDUCATION AND TRAINING	3,540	5,100	849	4,950	4,950

REPORT:BP033

BROOME COUNTY GOVERNMENT
 REVENUE AND APPROPRIATION SUMMARY
 BY DEPARTMENT AND DIVISION

FUND: 2050 WPNH Operating
 DEPT: 27000000 Willow Point
 DIV: 01 Willow Point-Admin & General

Account	2018 Actuals	2019 Budget	2019 YTD Actuals As of 08/30/19	2020 Budget Requested	2020 Budget Recommended
6004168 OTHER PERSONNEL EXPENSES	563	860	885	2,060	1,060
6004196 COPYING MACHINE RENTALS	9,336	9,588	4,434	8,869	8,869
6004200 PROPERTY LOSS	0	15,151	15,151	0	0
6004203 INSURANCE CLAIMS	125,000	60,217	60,271	0	0
6004255 CONTRACTED SERVICES	2,175	17,500	14,500	17,500	17,500
6004256 SERVICES	1,650	0	711	0	0
6004411 PHYSICIAN SERVICES	65,000	65,000	27,083	65,000	65,000
6004412 HEALTH & MEDICAL SERVICES EXPE	15,595	20,000	7,413	15,000	15,000
6004500 ACCTG AND COST ALLOCATION SERV	1,500	1,500	1,500	1,500	1,500
6004504 OTHER FINANCIAL SERVICES	40,566	99,559	27,142	80,000	60,000
6004537 INVESTIGATIONS EXPENSES	14,120	13,775	7,857	14,434	14,434
6004573 OTHER FEES FOR SERVICES	15,946	30,000	11,053	30,000	25,000
6004575 INCENTIVE	8,521	18,500	5,275	17,300	17,300
6004580 BAD DEBT EXPENSE	1,733,023	0	0	0	0
6004592 STATE REVENUE REFUND	1,436,242	1,608,060	817,334	1,500,000	1,500,000
6004594 LOSS ON DISPOSITION OF ASSETS	794	0	0	0	0
0000040 Contractual Expenditures Totals	3,527,128	2,030,280	1,062,635	1,825,130	1,793,330
0000041 Chargeback Expenses					
6004601 INDIRECT COSTS	583,173	659,471	0	658,868	658,868
6004602 INSURANCE PREMIUM CHARGEBACK	166,107	307,930	153,965	237,595	237,595
6004606 TELEPHONE BILLING ACCOUNT	36,903	51,862	9,724	54,286	54,286
6004609 DATA PROCESSING CHARGEBACKS	524,827	637,450	368,911	624,877	624,877
6004614 OTHER CHARGEBACK EXPENSES	261	884	62	241	241
6004617 DUPLICATING/PRINTING CHARGEBAC	11,725	13,808	6,459	11,783	11,783
6004618 OFFICE SUPPLIES CHARGEBACK	6,670	9,079	3,542	6,922	6,922
0000041 Chargeback Expenses Totals	1,329,666	1,680,484	542,663	1,594,572	1,594,572
0000042 Depreciation					
6004801 DEPRECIATION - BUILDINGS	51,975	0	0	0	0
6004802 DEPRECIATION - BLDG IMPROVEMEN	333,904	0	0	0	0
6004803 DEPRECIATION - IMPROV O/T BLDG	5,891	0	0	0	0
6004804 DEPRECIATION - MOTOR VEHICLES	14,850	0	0	0	0
6004805 DEPRECIATION - MACHINERY & EQU	256,936	0	0	0	0
0000042 Depreciation Totals	663,556	0	0	0	0
0000080 Employee Benefits					

REPORT:BP033

BROOME COUNTY GOVERNMENT
REVENUE AND APPROPRIATION SUMMARY
BY DEPARTMENT AND DIVISION

FUND: 2050 WPNH Operating
DEPT: 27000000 Willow Point
DIV: 01 Willow Point-Admin & General

Account	2018 Actuals	2019 Budget	2019 YTD Actuals As of 08/30/19	2020 Budget Requested	2020 Budget Recommended
6008001 STATE RETIREMENT	-19,302	204,577	106,274	198,639	198,639
6008002 SOCIAL SECURITY	88,875	104,670	46,238	103,149	103,149
6008004 WORKERS COMPENSATION	10,859	9,710	4,766	8,863	8,863
6008005 WORKERS COMP LT LIABILITY	476,138	0	0	0	0
6008006 LIFE INSURANCE	416	435	136	465	465
6008007 HEALTH INSURANCE	281,102	330,558	176,120	353,357	353,357
6008008 CHANGE IN OPEB LIABILITY	446,114	0	0	0	0
6008009 RETIREE HEALTH INSURANCE	164,856	167,771	114,032	179,586	179,586
6008010 DISABILITY INSURANCE	1,742	1,680	870	1,848	1,848
6008015 PENSION EXPENSE	169,582	0	0	0	0
0000080 Employee Benefits Totals	1,620,382	819,401	448,436	845,907	845,907
Exp Total for Div: 2701	8,401,435	5,903,533	2,719,280	5,689,432	5,628,738
Total for Div: 27000000	19,878,376	24,154,325	15,663,136	24,285,101	24,345,795

Willow Point Rehabilitation and Nursing Center

Nursing

It is the mission of the nursing department to provide the highest quality nursing care for residents while recognizing that resident(s) and family are an integral component to the plan of care. We strive for a comprehensive interdisciplinary approach with emphasis on quality of care and quality of life, while assuring preservation of dignity, and independence for all residents.

Description

The Nursing Department is supervised by the Deputy Administrator for Health Care Services (DAHCS), who also serves as the Director of Nursing, a position required by NYSDOH. The DAHCS has oversight of areas where Nursing and other departments intertwine, specifically Minimum Data Set (MDS reporting), Staff Development and In-service Training, Infection Control, Wound Care, and Central Supply. The DAHCS shares Administrative On-Call duties with the Administrator.

Day-to-day supervision of the Nursing Department is handled by the Associate Director of Clinical Care (ADON). A primary duty of the ADON is the responsibility for all resident investigation(s) including follow-up and the mandated NYS Department of Health reporting for all reportable resident incidents/accidents. The ADON reviews & investigates all resident incidents and/or accidents to determine if an incident is reportable. Another primary responsibility for the ADON is the supervision of two staffing positions. These duties include but are not limited to scheduled time for nurses, CNAs, unit helpers, maintaining rotation schedules, approval of valid reasons for time off, participation in interviews, and review of nursing applicants. Evaluations and engagement in personnel issues of all nursing

staff is another area the ADON has responsibility. At least one Registered Nurse is working in the facility 8-hours every day and is also available on-call the remaining time. Each nursing unit also has a manager with 24-hour responsibility; the Clinical Care Coordinators (CCC).

The Nursing Units, under the guidance of the Deputy Administrator for Health Services, provides leadership in resident care supervised by Clinical Care Coordinators. There are seven skilled nursing units in the facility. The Alzheimer's Dementia Unit is a secure unit. Another unit is designated to meet the needs of residents who are considered subacute. The professional nursing staff, in conjunction with the attending physician, nurse practitioner, family, and all disciplines implements plans of care for each resident. Staff duties include administering medications, treatments, maintaining infection control, monitoring, and documentation relating to the care of residents, and as mandated by State and Federal Regulations.

The Nursing Department employs RNs, LPNs, CNAs and Unit Aides. RNs and LPNs complete assessments and identify signs and symptoms of illness that may affect a resident's overall health. Medication administration and treatments are completed routinely and as needed. Care is designed to restore and maintain resident abilities and functions for quality of care and ultimately, their quality of life. Certified Nursing Assistants maintain daily records which provide the nurse with necessary information about the progress of the residents. Unit Aides support the objectives of the department in providing basic services for residents. The work involves performing a variety of helper tasks to assist the nursing staff.

The Staff Development Department is responsible for the orientation and continued education program for all employees. Various community resources and consultants are used for presentation of programs.

The Alzheimer's Dementia Unit provides specialized care to those residents with dementia who are experiencing memory loss, impairment of functional abilities, and loss of other cognitive skills. The goal is to maintain each resident at his or her highest practicable level of functioning for the longest period possible.

The Infection Control Department monitors all departments for infection control compliance. The department provides an ongoing employee health program, administers resident and staff flu vaccine, administers resident pneumococcal vaccine, and administers residents, staff, and volunteer Mantoux testing program. The department also reviews the Occupational Exposure Control Program and monitors compliance, oversees the administration of Hepatitis B vaccination program, and assists the employee in education regarding Infection Control issues, while maintaining documentation compliance.

The Sub-Acute Rehabilitation Unit is intended to address residents acutely impacted by a clinical event. Whether the need for services is for extensive nursing services or for rehabilitation services provided by physical, occupational, or speech language clinical staff, comprehensive care to ensure a positive outcome is provided to all participants. It is our express ambition to manage this unit in accordance with these guidelines to ensure that every resident of the Subacute Unit receives full attention and support throughout his or her recovery period.

The budget includes nursing positions necessary to meet the care needs of the residents as required by regulation. The amount of

nursing staff scheduled to work on any given day is set by a historical standard that considers the care needs of each resident.

2020 Objectives

- Maintain a successful Nurse aide 100-hour training program. A full-time Nurse Trainer (formerly a part-time position) has been added to meet the current needs of the program and expand recruitment.
- Make appropriate adjustments to implement a new Medicaid Case Mix Methodology, whatever the NYS DOH decides that shall be.
- Continue to maintain (3 Star CMS Rating and 2nd Quintile NYS DOH ranking) and improve quality measures.
- Strive for a deficiency free survey.
- Advance the Interact program to reduce the amount of emergency room transfers and generate DSRIP supported revenue
- Continue efforts to reduce re-hospitalizations.
- Successfully implement changes necessary to accommodate and comply with the new Medicare reimbursement model, PDPM (Patient Driven Payment Model).
- Continue efforts to adequately staff the building, hire employees, and retain employees.
- Successful implementation of Arjo Diligent

<u>Title of Position</u>	<u>Grade/Unit</u>	2018 Actuals	Current Authorized	2020 Requested	2020 Recommended
<u>Full-Time Positions</u>					
Deputy NH Administrator-for Health Services	J Admin	1	1	1	1
MDS Coordinator	23 BAPA	1	1	1	1
Associate Director of Clinical Care	25 BAPA	1	1	1	1
Clinical Care Coordinator II / I	23 BAPA	7	7	7	7
Certified Nurse Aide Instructor	22 BAPA	0	1	1	1
Supervising Nurse II / I	21/22 BAPA	6	7	7	7
Infection Control Nurse	22 CSEA	1	1	1	1
Charge Nurse RPN/Sr LPN	22/16 CSEA	18	17	18	18
Senior LPN	16 CSEA				
Registered Professional Nurse	21 CSEA	27	27	27	27
RPN (WPNH)/LPN****	21/15 CSEA				
Licensed Practical Nurse	15 CSEA				
Program Assistant	10 CSEA	1	1	1	1
Stores Clerk	10 CSEA	1	1	1	1
Keyboard Specialist	8 CSEA	1	1	1	1
Senior Clerk	8 CSEA	1	1	1	1
Certified Nursing Assistant/Nursing Assistant Trainee*	7 CSEA	127	126	126	126
Clerk	6 CSEA	1	1	1	1
Total Full-Time Positions		194	194	195	195
<u>Part-Time Positions</u>					
Supervising Nurse I / II	22/21 BAPA	3	1	1	1
Registered Professional Nurse(NH)	21 CSEA	33	32	32	32
RPN (WPNH)/LPN **	21/15 CSEA				
Licensed Practical Nurse	14 CSEA				
Unit Aide	7 CSEA	7	7	7	7
Certified Nursing Assistant/Nursing Assistant Trainee***	7 CSEA	41	41	41	41
Total Part-Time Positions		84	81	81	81
Total Positions		278	275	276	276

*Four positions unfunded since 2015, three additional positions unfunded in 2017, six additional unfunded in 2018

** Three positions unfunded in 2018,one additional position unfunded in 2020

***Four positions unfunded since 2015, four additional positions unfunded in 2017

****One position unfunded in 2020

REPORT:BP033

BROOME COUNTY GOVERNMENT
REVENUE AND APPROPRIATION SUMMARY
BY DEPARTMENT AND DIVISION

FUND: 2050 WPNH Operating
DEPT: 27000000 Willow Point
DIV: 06 Willow Point-Nursing

Account	2018 Actuals	2019 Budget	2019 YTD Actuals As of 08/30/19	2020 Budget Requested	2020 Budget Recommended
0000002 Departmental Income					
5000206 CHARGES FOR SERVICES	1,815	0	0	0	0
0000002 Departmental Income Totals	<u>1,815</u>	<u>0</u>	<u>0</u>	<u>0</u>	<u>0</u>
0000007 Misc Interfund Revenues					
5000530 REFUNDS OF PRIOR YEARS EXPENDI	3,600	0	599	0	0
0000007 Misc Interfund Revenues Totals	<u>3,600</u>	<u>0</u>	<u>599</u>	<u>0</u>	<u>0</u>
0000008 State Aid					
5000808 OTHER STATE AID	24,851	25,400	2,083	25,400	25,400
0000008 State Aid Totals	<u>24,851</u>	<u>25,400</u>	<u>2,083</u>	<u>25,400</u>	<u>25,400</u>
Rev Total for Div: 2706	<u>30,266</u>	<u>25,400</u>	<u>2,682</u>	<u>25,400</u>	<u>25,400</u>
0000010 Personnel Service					
6001000 SALARIES FULL-TIME	5,984,462	7,141,690	3,154,266	7,291,198	7,291,198
6001001 SALARIES PART-TIME	910,303	1,331,216	486,516	1,325,651	1,325,651
6001002 SALARIES TEMPORARY	796,229	531,589	715,658	607,823	607,823
6001003 SALARIES OVERTIME	1,243,855	17,020	749,235	16,990	16,990
6001004 SALARIES SHIPT DIFFERENTIAL	0	35,288	0	35,424	30,424
6001008 STAND-BY PAY	14,658	10,920	15,525	10,920	10,920
6001009 OTHER PERSONNEL SERVICES	31,794	42,950	27,753	42,800	42,800
6001012 HOLIDAY OVERTIME PAY	71,462	80,305	26,927	80,253	80,253
6001013 SIGN ON BONUS	4,228	28,000	4,500	28,000	20,000
6001014 INCENTIVES	3,500	20,000	2,900	130,000	125,000
0000010 Personnel Service Totals	<u>9,060,491</u>	<u>9,238,978</u>	<u>5,183,280</u>	<u>9,569,059</u>	<u>9,551,059</u>
0000020 Equipment and Capital Outlay					
6002401 OFFICE FURNITURE	0	1,950	699	1,950	1,950
6002500 GENERAL EDUCATION EQUIPMENT	0	400	0	400	400
6002505 HOSPITAL MEDICAL AND LAB EQUIP	0	100,209	95,206	116,243	99,243

BROOME COUNTY GOVERNMENT
 REVENUE AND APPROPRIATION SUMMARY
 BY DEPARTMENT AND DIVISION

FUND: 2050 WPNH Operating
 DEPT: 27000000 Willow Point
 DIV: 06 Willow Point-Nursing

Account	2018 Actuals	2019 Budget	2019 YTD Actuals As of 08/30/19	2020 Budget Requested	2020 Budget Recommended
0000020 Equipment and Capital Outlay Totals	0	102,559	95,905	118,593	101,593
0000040 Contractual Expenditures					
6004010 BOOKS AND SUBSCRIPTIONS	581	350	229	400	400
6004012 OFFICE SUPPLIES	4,416	4,300	3,131	4,800	4,800
6004045 TRAINING AND EDUCATIONAL SUPPL	472	1,050	379	600	600
6004048 MISC OPERATIONAL SUPPLIES	5,380	13,400	4,673	7,000	7,000
6004062 MEDICAL LAB & CLINIC SUPPLIES	230,765	275,343	133,605	230,300	230,300
6004100 POSTAGE AND FREIGHT	623	675	301	775	775
6004106 GENERAL OFFICE EXPENSES	313	1,000	480	500	500
6004136 OPERATIONAL EQUIPMENT REPAIRS	1,553	4,500	485	2,500	2,500
6004143 TRANSPORTATION SERVICES	369	100	55	1,000	1,000
6004161 TRAVEL HOTEL AND MEALS	685	500	158	650	650
6004162 EDUCATION AND TRAINING	4,403	3,000	1,398	5,000	5,000
6004168 OTHER PERSONNEL EXPENSES	7,664	11,640	3,322	8,000	8,000
6004191 OUTSIDE RENTALS-MACHINERY	37,434	35,550	16,026	250,350	250,350
6004196 COPYING MACHINE RENTALS	13,444	15,331	6,687	14,034	14,034
6004255 CONTRACTED SERVICES	0	0	0	26,000	26,000
6004405 REHAB AND THERAPY SERVICES	1,600	3,260	-685	5,000	5,000
6004410 NURSING SERVICES	722,875	200,000	645,016	200,000	200,000
6004588 INTEREST AND PENALTIES	175	0	121	0	0
6004594 LOSS ON DISPOSITION OF ASSETS	837	0	0	0	0
0000040 Contractual Expenditures Totals	1,033,589	569,999	815,381	756,909	756,909
0000041 Chargeback Expenses					
6004609 DATA PROCESSING CHARGEBACKS	46,649	1,450	600	48,733	48,733
0000041 Chargeback Expenses Totals	46,649	1,450	600	48,733	48,733
0000070 Interest on Indebtedness					
6007005 INTEREST ON CAPITAL LEASE	135	0	0	0	0
0000070 Interest on Indebtedness Totals	135	0	0	0	0
0000080 Employee Benefits					
6008001 STATE RETIREMENT	-195,299	1,250,926	713,276	1,259,906	1,259,906
6008002 SOCIAL SECURITY	658,368	706,765	378,156	723,624	723,624

REPORT:BP033

BROOME COUNTY GOVERNMENT
REVENUE AND APPROPRIATION SUMMARY
BY DEPARTMENT AND DIVISION

FUND: 2050 WPNH Operating
DEPT: 27000000 Willow Point
DIV: 06 Willow Point-Nursing

Account	2018 Actuals	2019 Budget	2019 YTD Actuals As of 08/30/19	2020 Budget Requested	2020 Budget Recommended
6008004 WORKERS COMPENSATION	450,333	402,688	201,506	367,592	367,592
6008006 LIFE INSURANCE	2,822	3,630	953	4,140	4,140
6008007 HEALTH INSURANCE	1,264,974	1,839,325	759,835	1,933,626	1,933,626
6008009 RETIREE HEALTH INSURANCE	1,223,909	1,343,260	847,000	1,331,128	1,331,128
6008010 DISABILITY INSURANCE	12,066	17,920	6,571	19,536	19,536
6008011 UNEMPLOYMENT INSURANCE	13,635	0	11,665	0	0
6008012 EMPLOYEE TUITION REIMBURSEMENT	23,928	40,000	14,566	40,000	40,000
6008015 PENSION EXPENSE	1,335,424	0	0	0	0
000080 Employee Benefits Totals	4,790,160	5,604,514	2,933,528	5,679,552	5,679,552
Exp Total for Div: 2706	14,931,024	15,517,500	9,028,694	16,172,846	16,137,846
Total for Div: 27000000	-14,900,758	-15,492,100	-9,026,012	-16,147,446	-16,112,446

Willow Point Rehabilitation and Nursing Center

Dietary

The Dietary Division provides food service that meets the daily nutritional needs of residents and ensures that special dietary needs are recognized. The goal is to work with the food service vendor to ensure the food is served in a manner that is nutritious, appetizing, visually pleasing, and of sufficient variety to ensure resident satisfaction and maintain acceptable parameters of nutritional status. Consideration is given to food habits, preferences, ethnic groups, activities and holidays. Food and beverage services are contracted with a third-party vendor.

2020 Objectives:

- Continue to work proactively with Sodexo to achieve a positive dining experience for all residents and strive for a deficiency free survey.

Willow Point Nursing Home/Dietary 27050104

As of
July 5, 2019

<u>Title of Position</u>	<u>Grade/Unit</u>	<u>2018 Actuals</u>	<u>Current Authorized</u>	<u>2020 Requested</u>	<u>2020 Recommended</u>
<u>Full-Time Positions</u>					
Food Service Director*	20 BAPA	1	1	1	1
Total Full-Time Positions		1	1	1	1
<u>Part-Time Positions</u>					
Total Part-Time Positions		0	0	0	0
Total Positions		1	1	1	1

* One position transferred from Central Kitchen 02010001 in 2018

REPORT:BP033

BROOME COUNTY GOVERNMENT
 REVENUE AND APPROPRIATION SUMMARY
 BY DEPARTMENT AND DIVISION

FUND: 2050 WPNH Operating
 DEPT: 27000000 Willow Point
 DIV: 05 Willow Point-Dietary

Account	2018 Actuals	2019 Budget	2019 YTD Actuals As of 08/30/19	2020 Budget Requested	2020 Budget Recommended
0000002 Departmental Income					
5000427 CAFETERIA FEES	763	1,000	434	1,000	1,000
5000430 CASH/OVER SHORT	13,130	0	0	0	0
0000002 Departmental Income Totals	13,893	1,000	434	1,000	1,000
0000007 Misc Interfund Revenues					
5000530 REFUNDS OF PRIOR YEARS EXPENDI	65,807	0	0	0	0
5000531 GIFTS AND DONATIONS	32,698	0	0	0	0
0000007 Misc Interfund Revenues Totals	98,505	0	0	0	0
Rev Total for Div: 2705	112,398	1,000	434	1,000	1,000
0000010 Personnel Service					
6001000 SALARIES FULL-TIME	71,122	73,457	25,953	55,291	55,291
0000010 Personnel Service Totals	71,122	73,457	25,953	55,291	55,291
0000020 Equipment and Capital Outlay					
6002700 KITCHEN AND DINING ROOM EQUIPM	0	29,260	2,510	10,840	10,840
0000020 Equipment and Capital Outlay Totals	0	29,260	2,510	10,840	10,840
0000040 Contractual Expenditures					
6004030 FOOD AND BEVERAGES	-1,147	0	-144	0	0
6004031 KITCHEN AND DINING ROOM SUPPLI	0	400	0	0	0
0000040 Contractual Expenditures Totals	-1,147	400	-144	0	0
0000041 Chargeback Expenses					
6004609 DATA PROCESSING CHARGEBACKS	1,012	1,012	1,043	1,043	1,043
6004625 FOOD SERVICE CHARGEBACKS	2,717,765	3,088,829	1,748,074	3,102,567	3,102,567

REPORT:BP033

BROOME COUNTY GOVERNMENT
REVENUE AND APPROPRIATION SUMMARY
BY DEPARTMENT AND DIVISION

FUND: 2050 WPNH Operating
DEPT: 27000000 Willow Point
DIV: 05 Willow Point-Dietary

Account	2018 Actuals	2019 Budget	2019 YTD Actuals As of 08/30/19	2020 Budget Requested	2020 Budget Recommended
0000041 Chargeback Expenses Totals	2,718,777	3,089,841	1,749,117	3,103,610	3,103,610
0000080 Employee Benefits					
6008001 STATE RETIREMENT	10,235	12,973	4,279	9,842	9,842
6008002 SOCIAL SECURITY	5,412	5,619	1,977	4,230	4,230
6008004 WORKERS COMPENSATION	12,943	11,573	6,096	10,565	10,565
6008006 LIFE INSURANCE	15	15	3	15	15
6008007 HEALTH INSURANCE	0	0	0	14,510	14,510
6008009 RETIREE HEALTH INSURANCE	110,056	125,315	70,767	116,012	116,012
6008015 PENSION EXPENSE	16,238	0	0	0	0
0000080 Employee Benefits Totals	154,899	155,495	83,122	155,174	155,174
Exp Total for Div: 2705	2,943,651	3,348,453	1,860,558	3,324,915	3,324,915
Total for Div: 27000000	-2,831,253	-3,347,453	-1,860,124	-3,323,915	-3,323,915

Willow Point Rehabilitation and Nursing Center

Cleanliness and Safety

The Department of Public Works (DPW) has oversight of the Maintenance, Housekeeping and Laundry Departments at WPR&NC through a Full-Time DPW employee, the Facility Manager. The Maintenance Mechanics, under the Facility Manager's direction, are responsible for providing general and preventive maintenance for the physical plant, equipment, and grounds. The Maintenance staff is also responsible for upkeep of the facility-owned equipment including but not limited to beds, lifts, and wheelchairs.

The Housekeeping Supervisor and Assistant Housekeeping Supervisor oversee the Housekeeping Department and are charged with providing a safe and sanitary environment. The Housekeeping Department duties include all basic cleaning functions and custodial work provided by the Custodial Workers.

The Housekeeping Supervisor and Assistant Housekeeping Supervisor also oversee the laundry and Laundry Workers. They are responsible for laundering residents' personal clothing, facility curtains and draperies, and miscellaneous resident care items. Laundry also manages the contracted linen supply service.

2020 Budget Highlights

- Monitoring and continuous development of processes instituted to bring the facility into better compliance with codes and NYS DOH regulations
- Make necessary physical improvements to meet the objective of a survey free of any "Life Safety Code" citations

Willow Point Nursing Home/Cleanliness and Safety 27030204 27030304 27030404

<u>Title of Position</u>	<u>Grade/Unit</u>	As of			
		2018	Current	2020	2020
		<u>Actuals</u>	<u>Authorized</u>	<u>Requested</u>	<u>Recommended</u>
<u>Full-Time Positions</u>					
Housekeeping Supervisor	14 BAPA	1	1	1	1
Assistant Housekeeping Supervisor	11 CSEA	1	1	1	1
Maintenance Mechanic	10 CSEA	4	4	4	4
Maintenance Worker	7 CSEA	0	1	1	1
Custodial Worker	6 CSEA	24	24	24	24
Laundry Worker	6 CSEA	5	5	5	5
Total Full-Time Positions		35	36	36	36
<u>Part-Time Positions</u>					
Account Clerk	7 CSEA	1	1	1	1
Maintenance Worker	7 CSEA	1	0	0	0
Custodial Worker	6 CSEA	6	6	6	6
Laundry Worker	6 CSEA	1	1	1	1
Total Part-Time Positions		9	8	8	8
Total Positions		44	44	44	44

BROOME COUNTY GOVERNMENT
 REVENUE AND APPROPRIATION SUMMARY
 BY DEPARTMENT AND DIVISION

FUND: 2050 WPNH Operating
 DEPT: 27000000 Willow Point
 DIV: 03 Willow Point-Cleanliness/Safety

Account	2018 Actuals	2019 Budget	2019 YTD Actuals As of 08/30/19	2020 Budget Requested	2020 Budget Recommended
0000006 Sale of Prop and Comp for Loss					
5000510 SALE OF SCRAP & EXCESS MATERIA	515	500	476	1,000	1,000
0000006 Sale of Prop and Comp for Loss Totals	515	500	476	1,000	1,000
0000007 Misc Interfund Revenues					
5000530 REFUNDS OF PRIOR YEARS EXPENDI	545	0	2,056	0	0
5000531 GIFTS AND DONATIONS	1	0	0	0	0
0000007 Misc Interfund Revenues Totals	546	0	2,056	0	0
Rev Total for Div: 2703	1,061	500	2,532	1,000	1,000
0000010 Personnel Service					
6001000 SALARIES FULL-TIME	1,114,430	1,175,705	595,379	1,164,929	1,164,929
6001001 SALARIES PART-TIME	129,255	96,530	59,752	99,910	99,910
6001002 SALARIES TEMPORARY	249	0	0	0	0
6001003 SALARIES OVERTIME	20,227	37,200	15,788	32,017	32,017
6001008 STAND-BY PAY	7,280	7,308	4,760	7,336	7,336
6001009 OTHER PERSONNEL SERVICES	6,817	7,500	6,766	7,100	7,100
6001012 HOLIDAY OVERTIME PAY	9,446	10,331	4,601	10,299	10,299
6001014 INCENTIVES	900	0	900	0	0
0000010 Personnel Service Totals	1,288,604	1,334,574	687,946	1,321,591	1,321,591
0000020 Equipment and Capital Outlay					
6002600 MAINTENANCE EQUIPMENT	0	500	309	18,232	13,232
6002604 BUILDING AND GROUNDS EQUIPMENT	0	4,500	499	2,000	2,000
6002700 KITCHEN AND DINING ROOM EQUIPM	0	26,400	9,665	17,700	17,700
6002701 LAUNDRY AND CLEANING EQUIPMENT	0	0	4,675	9,750	7,750
6002709 OTHER OPERATIONAL EQUIPMENT	0	48,500	9,065	45,250	35,250
0000020 Equipment and Capital Outlay Totals	0	79,900	24,213	92,932	75,932
0000040 Contractual Expenditures					

REPORT:BP033

BROOME COUNTY GOVERNMENT
REVENUE AND APPROPRIATION SUMMARY
BY DEPARTMENT AND DIVISION

FUND: 2050 WPNH Operating

DEPT: 27000000 Willow Point

DIV: 03 Willow Point-Cleanliness/Safety

Account	2018 Actuals	2019 Budget	2019 YTD Actuals As of 08/30/19	2020 Budget Requested	2020 Budget Recommended
6004010 BOOKS AND SUBSCRIPTIONS	175	300	0	200	200
6004012 OFFICE SUPPLIES	2,202	300	62	300	300
6004021 BLDG MAINTENANCE SUPPLIES	41,508	58,500	29,532	63,000	63,000
6004022 FUEL AND HEATING SUPPLIES	71,197	115,000	36,544	115,000	115,000
6004023 BLDG AND GROUNDS SUPPLIES	62,991	61,578	35,561	65,000	65,000
6004032 HSLD LAUNDRY & CLEANING SUPPLI	39,212	42,933	21,330	41,000	41,000
6004048 MISC OPERATIONAL SUPPLIES	4,081	11,150	9,714	24,700	19,700
6004054 SAFETY SUPPLIES	1,397	2,160	418	2,160	2,160
6004061 ENVIRONMENTAL HEALTH SUPPLIES	199,950	199,000	116,543	201,000	201,000
6004112 BLDG GROUNDS AND EQUIP REPAIR	60,220	60,900	38,835	73,850	73,850
6004113 WATER AND SEWAGE CHARGES	72,509	85,000	55,997	85,000	85,000
6004115 ELECTRIC CURRENT	179,858	200,000	101,029	200,000	190,000
6004116 TAXES	3,532	4,000	3,518	4,000	4,000
6004117 BUILDING AND GROUNDS EXPENSES	109,375	110,850	53,306	112,330	112,330
6004121 LAUNDRY AND DRY CLEANING EXPEN	278,315	295,000	171,514	290,000	290,000
6004138 OTHER OPERATIONAL EXPENSES	1,495	1,800	205	1,500	1,500
6004191 OUTSIDE RENTALS-MACHINERY	886	600	646	800	800
6004196 COPYING MACHINE RENTALS	1,176	1,226	588	1,272	1,272
6004594 LOSS ON DISPOSITION OF ASSETS	953	0	0	0	0
0000040 Contractual Expenditures Totals	1,131,032	1,250,297	675,342	1,281,112	1,266,112
0000041 Chargeback Expenses					
6004609 DATA PROCESSING CHARGEBACKS	0	16,500	0	1,648	1,648
6004614 OTHER CHARGEBACK EXPENSES	1,500	2,000	365	2,000	2,000
6004615 GASOLINE CHARGEBACK	324	650	0	1,700	1,700
6004616 FLEET SERVICE CHARGEBACK	6,750	7,268	6,768	7,604	7,604
6004619 BUILDING SERVICE CHARGEBACK	93,832	103,000	48,668	110,000	110,000
0000041 Chargeback Expenses Totals	102,406	129,418	55,801	122,952	122,952
0000080 Employee Benefits					
6008001 STATE RETIREMENT	-6,218	200,898	112,819	201,916	201,916
6008002 SOCIAL SECURITY	91,940	102,093	48,923	101,097	101,097
6008004 WORKERS COMPENSATION	13,596	12,157	6,452	11,098	11,098
6008006 LIFE INSURANCE	577	600	196	600	600
6008007 HEALTH INSURANCE	282,186	337,072	162,724	295,568	295,568
6008009 RETIREE HEALTH INSURANCE	141,191	156,944	115,191	181,056	181,056
6008010 DISABILITY INSURANCE	3,047	3,120	1,700	3,432	3,432
6008011 UNEMPLOYMENT INSURANCE	6,734	0	-9	0	0
6008015 PENSION EXPENSE	181,231	0	0	0	0

REPORT:BP033

BROOME COUNTY GOVERNMENT
REVENUE AND APPROPRIATION SUMMARY
BY DEPARTMENT AND DIVISION

FUND: 2050 WPNH Operating
DEPT: 27000000 Willow Point
DIV: 03 Willow Point-Cleanliness/Safety

Account	2018 Actuals	2019 Budget	2019 YTD Actuals As of 08/30/19	2020 Budget Requested	2020 Budget Recommended
0000080 Employee Benefits Totals	714,284	812,884	447,996	794,767	794,767
Exp Total for Div: 2703	3,236,326	3,607,073	1,891,298	3,613,354	3,581,354
Total for Div: 27000000	-3,235,265	-3,606,573	-1,888,766	-3,612,354	-3,580,354

Willow Point Rehabilitation and Nursing Center

Social Programs

The Social Work team is led by the Director of Nursing Home Social Services. This position was reinstated in 2017 to assist in providing leadership and guidance to three full time Social Work Assistants and one Discharge Planner. The Director of Nursing Home Social Services reports directly to the Administrator.

The Social Services staff supports residents as they adjust to living at Willow Point, their illnesses, or their disabilities. Additionally, they assist the residents to achieve the highest possible quality of psychosocial, emotional and spiritual life by arranging for services to meet these needs.

The Therapeutic Recreational Services Department is directly overseen by the Director of Therapeutic Recreational Services. The Leisure Time Activities Leaders provide an ongoing program of activities designed to meet the interests and the physical, mental, and psychosocial well-being of each resident. These programs include large and small groups and one-on-one activities involving all ages, interests and abilities. The department is also responsible for the volunteer program, gift shop and the contract for hair care services.

2020 Objectives

- Enhance facility staff knowledge of social work services and how to create an effective system of referrals.
- Re-orient to the MDS process and Long-Term Care survey.
- Improve efficiencies in the discharge planning process to meet the demands of the short-term rehabilitation unit.

- Provide an ongoing program of activities that enhance our elder's lives by creating a blend of meaningful, stimulating and enriching an array of activity programming.
- Continue with the Memory Maker Project on a larger scale. This is an arts and cultural based program specifically designed to meet the needs of residents who have dementia or Alzheimer's Disease. This program will provide resident stimulation as well as facility exposure to the people and organizations affiliated with the program in the outside community.

Willow Point Nursing Home/Social Programs 27070104 27070304

<u>Title of Position</u>	<u>Grade/Unit</u>	2018 <u>Actuals</u>	As of July 5,2019 Current <u>Authorized</u>	2020 <u>Requested</u>	2020 <u>Recommended</u>
<u>Full-Time Positions</u>					
Director of NH Social Services	21 BAPA	1	1	1	1
Director Therapeutic Recreational Services	16 BAPA	1	1	1	1
Discharge Planner	14 BAPA	0	1	1	1
Social Work Assistant	14 CSEA	4	3	3	3
Leisure Time Activities Leader	7 CSEA	7	7	7	7
Total Full-Time Positions		13	13	13	13
<u>Part-Time Positions</u>					
Social Work Assistant	14 CSEA	1	0	0	0
Total Part-Time Positions		1	0	0	0
Total Positions		14	13	13	13

REPORT:BP033

BROOME COUNTY GOVERNMENT
REVENUE AND APPROPRIATION SUMMARY
BY DEPARTMENT AND DIVISION

FUND: 2050 WPNH Operating
DEPT: 27000000 Willow Point
DIV: 07 Willow Point-Social Programs

Account	2018 Actuals	2019 Budget	2019 YTD Actuals As of 08/30/19	2020 Budget Requested	2020 Budget Recommended
0000002 Departmental Income					
5000109 CABLE TV	9,275	9,300	5,544	10,200	10,200
0000002 Departmental Income Totals	9,275	9,300	5,544	10,200	10,200
Rev Total for Div: 2707	9,275	9,300	5,544	10,200	10,200
0000010 Personnel Service					
6001000 SALARIES FULL-TIME	478,267	491,879	291,054	505,408	505,408
6001001 SALARIES PART-TIME	3,904	17,234	0	7,076	7,076
6001002 SALARIES TEMPORARY	1,489	6,976	0	40,107	40,107
6001003 SALARIES OVERTIME	19,381	21,000	13,198	19,025	19,025
6001004 SALARIES SHIFT DIFFERENTIAL	0	55	0	80	80
6001012 HOLIDAY OVERTIME PAY	885	517	296	531	531
6001013 SIGN ON BONUS	500	0	0	0	0
6001014 INCENTIVES	400	0	100	0	0
0000010 Personnel Service Totals	504,826	537,661	304,648	572,227	572,227
0000020 Equipment and Capital Outlay					
6002401 OFFICE FURNITURE	0	550	0	350	350
6002702 RECREATIONAL EQUIPMENT	0	2,000	306	987	987
0000020 Equipment and Capital Outlay Totals	0	2,550	306	1,337	1,337
0000040 Contractual Expenditures					
6004010 BOOKS AND SUBSCRIPTIONS	40	100	0	1,900	1,900
6004012 OFFICE SUPPLIES	457	700	0	700	700
6004030 FOOD AND BEVERAGES	1,747	2,000	543	2,000	2,000
6004053 RECREATIONAL AND ACTIVITY SUPP	3,530	3,525	1,934	3,625	3,625
6004105 DUES AND MEMBERSHIPS	42	60	40	60	60
6004125 RELIGIOUS EXPENSES	3,000	3,000	2,000	3,000	3,000
6004126 RECREATIONAL AND ACTIVITY EXPE	28,990	33,000	31,789	43,000	43,000
6004138 OTHER OPERATIONAL EXPENSES	603	615	618	615	615
6004143 TRANSPORTATION SERVICES	0	1,400	0	0	0
6004161 TRAVEL HOTEL AND MEALS	129	0	0	730	730

REPORT:BP033

BROOME COUNTY GOVERNMENT
 REVENUE AND APPROPRIATION SUMMARY
 BY DEPARTMENT AND DIVISION

FUND: 2050 WPNH Operating
 DEPT: 27000000 Willow Point
 DIV: 07 Willow Point-Social Programs

Account	2018 Actuals	2019 Budget	2019 YTD Actuals As of 08/30/19	2020 Budget Requested	2020 Budget Recommended
6004162 EDUCATION AND TRAINING	733	1,000	0	1,200	1,200
6004191 OUTSIDE RENTALS-MACHINERY	60	200	36	200	200
6004255 CONTRACTED SERVICES	0	10,000	0	0	0
6004573 OTHER FEES FOR SERVICES	140	600	75	1,500	1,500
0000040 Contractual Expenditures Totals	39,471	56,200	37,035	58,530	58,530
0000080 Employee Benefits					
6008001 STATE RETIREMENT	-6,927	78,997	43,043	77,810	77,810
6008002 SOCIAL SECURITY	36,138	41,131	21,543	41,082	41,082
6008004 WORKERS COMPENSATION	12,475	11,155	4,822	10,183	10,183
6008006 LIFE INSURANCE	184	195	66	195	195
6008007 HEALTH INSURANCE	101,418	109,845	69,550	114,991	114,991
6008009 RETIREE HEALTH INSURANCE	72,507	75,486	55,431	97,600	97,600
6008010 DISABILITY INSURANCE	836	880	455	880	880
6008015 PENSION EXPENSE	69,926	0	0	0	0
0000080 Employee Benefits Totals	286,557	317,689	194,910	342,741	342,741
Exp Total for Div: 2707	830,854	914,100	536,899	974,835	974,835
Total for Div: 27000000	-821,579	-904,800	-531,355	-964,635	-964,635

Willow Point Rehabilitation and Nursing Center

Ancillaries

Mission Statement

To provide an array of required rehabilitation services and programs designed to address issues of pain and debility, striving to maintain optimal functional levels.

Description

The Physical Therapy Department provides evaluations and treatments that are designed to restore and maintain the physical functions that have been lost or impaired, such as the ability to walk or stand. Techniques used include gait and balance training, manual skills and therapeutic exercise. The Department also addresses the causes of pain, wound issues, and community re-entry concerns.

The Occupational Therapy Department provides treatment and training programs designed to restore and maintain residents' ability to function independently. These abilities include activities of daily living, self-care retraining, eye-hand coordination, strength and walk tolerance, range of motion, cognitive processing and home skills. Treatments include the use of assistive and adaptive devices, orthotic and prosthetic devices, positioning, sensory stimulation, reality orientation, visual perceptual training, and therapeutic activities and exercises,

activities of daily living/self-care retraining, and cognitive processing activities.

The Speech and Language Pathologist performs evaluations of hearing and speech disorders, as well as addresses concerns with swallowing dysfunction and diet management. Therapy may be recommended to improve communication of speech and language or to provide an alternative means of communication. In-services are provided by a licensed audiologist or licensed speech-language pathologist.

These therapies are provided through a contract with a third-party vendor.

The facility contracts with a Pharmacy that provides all necessary medications for each resident on a unit dose bases. Services also cover a monthly review by a Pharmacist for policy review, resident drug review, survey of stock drugs, and handling of controlled medications.

The facility contracts with a dental agency to provide dental care to residents and in-service to the staff. A full dental office is maintained at Willow Point Rehabilitation and Nursing Center.

2020 Objectives

- Continue to proactively address the needs of the resident population to support maximum functional recovery;
- Operate efficiently within budget allowance to meet care and equipment needs;
- Maintain productivity of line clinicians at 75% or better.

- Provide therapy services up to six times per week addressing rehabilitative need more comprehensively.
- Successful implementation and transition to the new CMS reimbursement structure for Medicare Part A beneficiaries known as PDPM or Patient Driven Performance Model. This will be a significant change from the MDS Assessment/RUG reimbursement model, and it will require significant planning and care process changes to achieve success.
- Successful implementation of Arjo Diligent

REPORT:BP033

BROOME COUNTY GOVERNMENT
REVENUE AND APPROPRIATION SUMMARY
BY DEPARTMENT AND DIVISION

FUND: 2050 WPNH Operating
DEPT: 27000000 Willow Point
DIV: 02 Willow Point-Ancillaries

Account	2018 Actuals	2019 Budget	2019 YTD Actuals As of 08/30/19	2020 Budget Requested	2020 Budget Recommended
0000002 Departmental Income					
5000430 CASH/OVER SHORT	1,363	0	0	0	0
0000002 Departmental Income Totals	1,363	0	0	0	0
Rev Total for Div: 2702	1,363	0	0	0	0
0000020 Equipment and Capital Outlay					
6002401 OFFICE FURNITURE	0	1,019	0	500	500
6002505 HOSPITAL MEDICAL AND LAB EQUIP	0	21,500	18,619	26,500	26,500
0000020 Equipment and Capital Outlay Totals	0	22,519	18,619	27,000	27,000
0000040 Contractual Expenditures					
6004012 OFFICE SUPPLIES	0	0	0	200	200
6004062 MEDICAL LAB & CLINIC SUPPLIES	77,612	93,416	76,168	139,500	139,500
6004064 UNIT DOSAGE SNF	424,471	425,000	270,326	471,000	471,000
6004100 POSTAGE AND FREIGHT	33	0	0	0	0
6004105 DUES AND MEMBERSHIPS	200	200	0	200	200
6004123 MEDICAL HOSPITAL AND LAB EXPEN	0	750	0	500	500
6004136 OPERATIONAL EQUIPMENT REPAIRS	0	400	0	400	400
6004138 OTHER OPERATIONAL EXPENSES	0	0	380	0	0
6004402 LAB SERVICES	39,829	75,000	33,072	75,000	75,000
6004405 REHAB AND THERAPY SERVICES	1,338,288	1,357,000	474,060	1,552,000	1,522,000
6004411 PHYSICIAN SERVICES	64,139	64,200	404,436	64,200	64,200
6004573 OTHER FEES FOR SERVICES	49,341	74,500	32,829	78,500	78,500
6004594 LOSS ON DISPOSITION OF ASSETS	1,515	0	0	0	0
0000040 Contractual Expenditures Totals	1,995,428	2,090,466	1,291,271	2,381,500	2,351,500
0000080 Employee Benefits					
6008009 RETIREE HEALTH INSURANCE	39,566	41,797	27,863	43,867	43,867
0000080 Employee Benefits Totals	39,566	41,797	27,863	43,867	43,867

REPORT:BP033

BROOME COUNTY GOVERNMENT
REVENUE AND APPROPRIATION SUMMARY
BY DEPARTMENT AND DIVISION

FUND: 2050 WPNH Operating
DEPT: 27000000 Willow Point
DIV: 02 Willow Point-Ancillaries

Account	2018 Actuals	2019 Budget	2019 YTD Actuals As of 08/30/19	2020 Budget Requested	2020 Budget Recommended
Exp Total for Div: 2702	2,034,994	2,154,782	1,337,753	2,452,367	2,422,367
Total for Div: 27000000	-2,033,631	-2,154,782	-1,337,753	-2,452,367	-2,422,367

REPORT:BP033

BROOME COUNTY GOVERNMENT
REVENUE AND APPROPRIATION SUMMARY
BY DEPARTMENT AND DIVISION

FUND: 2050 WPNH Operating
DEPT: 27000000 Willow Point
DIV: 04 Willow Point-Debt Svc

Account	2018 Actuals	2019 Budget	2019 YTD Actuals As of 08/30/19	2020 Budget Requested	2020 Budget Recommended
0000007 Misc Interfund Revenues					
5000532 PREMIUM & ACCRUED INT ON OBLIG	31,347	0	16,777	0	0
0000007 Misc Interfund Revenues Totals	31,347	0	16,777	0	0
0000009 Federal Aid					
5000952 ARRA DEBT REIMBURSEMENT	11,221	11,221	5,635	10,345	10,345
0000009 Federal Aid Totals	11,221	11,221	5,635	10,345	10,345
Rev Total for Div: 2704	42,568	11,221	22,412	10,345	10,345
0000040 Contractual Expenditures					
6004504 OTHER FINANCIAL SERVICES	984	783	417	676	676
0000040 Contractual Expenditures Totals	984	783	417	676	676
0000060 Principal on Indebtedness					
6006000 PRINCIPAL ON SERIAL BONDS	0	175,222	0	146,429	146,429
6006001 PRINCIPAL ON BANS	0	298,131	0	302,552	302,552
0000060 Principal on Indebtedness Totals	0	473,353	0	448,981	448,981
0000070 Interest on Indebtedness					
6007000 INTEREST ON SERIAL BONDS	60,389	70,789	42,206	53,800	53,800
6007001 INTEREST ON BANS	64,817	69,197	69,196	57,342	57,342
0000070 Interest on Indebtedness Totals	125,206	139,986	111,402	111,142	111,142
Exp Total for Div: 2704	126,190	614,122	111,819	560,799	560,799

REPORT:BP033

BROOME COUNTY GOVERNMENT
REVENUE AND APPROPRIATION SUMMARY
BY DEPARTMENT AND DIVISION

FUND: 2050 WPNH Operating
DEPT: 27000000 Willow Point
DIV: 04 Willow Point-Debt Svc

Account	2018 Actuals	2019 Budget	2019 YTD Actuals As of 08/30/19	2020 Budget Requested	2020 Budget Recommended
Total for Div: 27000000	-83,622	-602,901	-89,407	-550,454	-550,454

REPORT:BP033

BROOME COUNTY GOVERNMENT
REVENUE AND APPROPRIATION SUMMARY
BY DEPARTMENT AND DIVISION

FUND: 2050 WPNH Operating

DEPT: 27000000 Willow Point

DIV: 09 Willow Point-Intergovt Transfers

Account	2018 Actuals	2019 Budget	2019 YTD Actuals As of 08/30/19	2020 Budget Requested	2020 Budget Recommended
0000007 Misc Interfund Revenues					
5000567 IGT REVENUE	2,548,358	1,920,045	0	2,766,070	2,608,376
0000007 Misc Interfund Revenues Totals	2,548,358	1,920,045	0	2,766,070	2,608,376
 Rev Total for Div: 2709	 2,548,358	 1,920,045	 0	 2,766,070	 2,608,376
 Total for Div: 27000000	 2,548,358	 1,920,045	 0	 2,766,070	 2,608,376

REPORT:BP033

BROOME COUNTY GOVERNMENT
REVENUE AND APPROPRIATION SUMMARY
BY DEPARTMENT AND DIVISION

FUND: 2050 WPNH Operating
DEPT: 27000000 Willow Point
DIV: 09 Willow Point-Intergovt Transfers

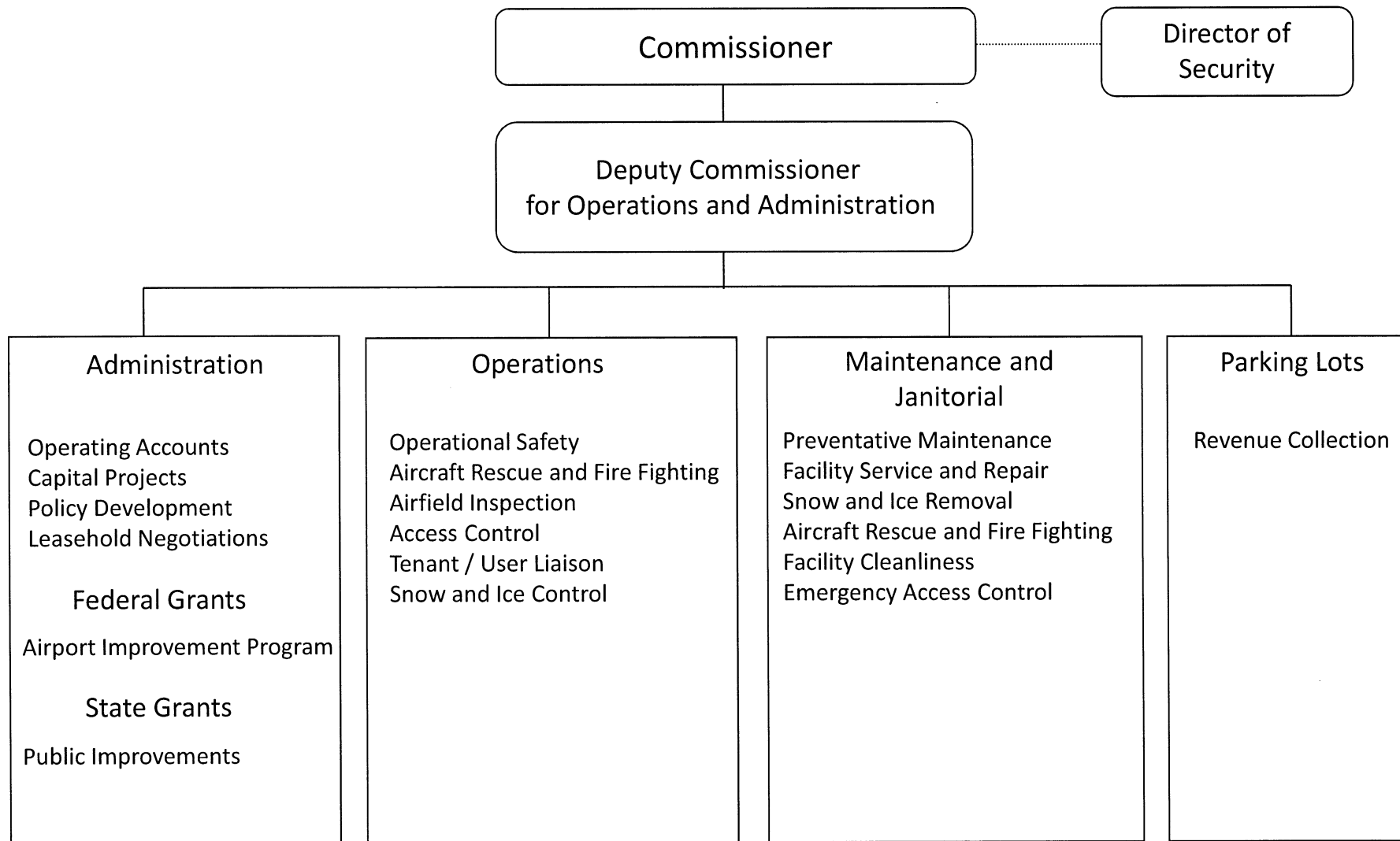
Account	2018 Actuals	2019 Budget	2019 YTD Actuals As of 08/30/19	2020 Budget Requested	2020 Budget Recommended
<hr/>	<hr/>	<hr/>	<hr/>	<hr/>	<hr/>
Total for Dept: 27000000	-1,479,374	-34,239	929,719	0	0

This page is intentionally left blank

Transportation

<u>Department/Division</u>	<u>Page</u>
Aviation	286
Highways	
County Roads	294
Road Machinery	303
Public Transportation	308

Aviation



Aviation

Mission Statement

BGM strives to be a regional economic partner providing exceptional value to our community through convenient transportation services and modern facilities.

Description

The Greater Binghamton Airport has provided for the air transportation needs of our community for nearly 70 years. It continues to be an economic driver for Broome County with an annual economic impact of \$52m and providing for 200 direct and 483 indirect jobs. (2010 NYS DOT study - Economic Impact of Aviation) Additionally the Greater Binghamton Airport is vital to the future economic growth of Broome County by providing necessary global connectivity.

The operation of the airport is provided for in Article X of the Broome County Charter. The airport is regulated by the Federal Aviation Administration and the Transportation Security Administration under Title 14 of the Code of Federal Regulations, as well as various other state and federal authorities involving safety, environmental, and funding concerns.

The department maintains two intersecting runways, twelve taxiways, three aircraft aprons, and all required lighting/signage. The department also maintains; a 74,000-square foot passenger terminal, three large aircraft hangars, twenty T-hangars, a 7,500 square foot aircraft/rescue/fire-fighting facility, a 24,000-square foot maintenance building, and a 70,000-gallon fuel farm. Additionally, the department is responsible for the roadway serving the facility, water/sewer services along the entire line, and a total of 900 parking spaces in the public, car rental, and employee parking lots.

Delta provides scheduled commercial service through SkyWest Airlines at the airport and their activities are complimented by the following based groups; FAA Air Traffic and Facilities, the Transportation Security Administration, Civil Air Patrol, United States Customs and Border Patrol, three car rental agencies, a restaurant, ground transportation services, National Weather Service Office, Evolution Jets and First Air - a provider of general/business aviation services.

2020 Budget Objectives

- Focus on minimizing financial impact to community while maintaining current infrastructure and services needed to provide a safe, secure and efficient air transportation facility.
- Continue our program that is focused on preparing designated airport property for aeronautical and non-aeronautical business development. Aggressively pursue new airport tenants to ensure long term airport budget stability and affordable operating rates for the airport users. Explore related revenue streams of GA.
- To build upon the current level of commercial air service and passenger traffic through air service/airport marketing campaigns.
- Refocus efforts towards non-traditional sources of revenue such as land development, terminal advertising, non-airline tenants.

2020 Budget Highlights

- Focus on minimizing financial impact to community while maintaining current infrastructure and services needed to provide a safe secure facility for aeronautical activities
- Achieve efficiencies through scheduling creativity and shared services with other departments for equipment and personnel.
- Repair and maintain our buildings, equipment, and grounds to provide the safest conditions available for Aeronautical Services
- Adjust to the impact to revenues due to tax clarification and maintain CPI increases in identified contracts.
- Adjust expenses to account for CPI and required contractual increases

Aviation 28010005

<u>Title of Position</u>	<u>Grade/Unit</u>	2018 <u>Actuals</u>	As of July 5,2019 Current <u>Authorized</u>	2020 <u>Requested</u>	2020 <u>Recommended</u>
<u>Full-Time Positions</u>					
Commissioner of Aviation	H Admin	1	1	1	1
Deputy Commissioner of Aviation for Operations & Admin	E Admin	1	1	1	1
Senior Operations Specialist	17 CSEA	1	1	1	1
Airport Maintenance Supervisor	16 BAPA	1	1	1	1
Airport Parking Manager *	9 BAPA	1	1	1	1
Airport Operations Specialist/Trainee	15/14 CSEA	4	4	4	4
Airport Equipment Mechanic	14 CSEA	1	1	1	1
Airport Maintenance Mechanic	11 CSEA	6	6	6	6
Account Clerk	7 CSEA	1	1	1	1
Airport Custodial Worker **	7 CSEA	3	2	2	2
Total Full-Time Positions		20	19	19	19
<u>Part-Time Positions</u>					
Parking Attendant	6 CSEA	2	2	2	2
Total Part-Time Positions		2	2	2	2
Total Positions		22	21	21	21

*One position unfunded in 2018

**One position unfunded in 2018, abolished in 2019

BROOME COUNTY GOVERNMENT
 REVENUE AND APPROPRIATION SUMMARY BY DEPARTMENT

FUND: 2010 Aviation Operating
 DEPT: 28000000 Aviation

Account	2018 Actuals	2019 Budget	2019 YTD Actuals As of 08/30/19	2020 Budget Requested	2020 Budget Recommended
0000002 Departmental Income					
5000126 FARES & FEES	108,152	105,000	49,484	105,000	105,000
5000129 RENTAL CAR CONCESSION FEES	251,996	220,000	132,267	245,000	245,000
5000130 RESTAURANT/LOUNGE CONCESSION F	4,200	4,000	-2,534	2,500	2,500
5000133 ADVERTISING FEES	29,586	30,000	15,954	35,000	35,000
5000136 SPACE RENTAL-AIRLINES	298,343	298,343	153,199	310,995	310,995
5000137 SPACE RENTAL-OTHER	152,621	156,816	90,484	162,625	162,625
5000139 MISC TERMINAL AREA INCOME	9,233	6,598	3,299	6,131	6,131
5000140 LANDING FEES - SIGNATORY	99,958	127,000	61,576	126,900	126,900
5000141 LANDING FEES - NON-SIGNATORY	19,254	20,000	9,121	20,000	20,000
5000142 FUEL FLOWAGE FEE	19,831	20,000	9,861	20,000	20,000
5000144 HANGAR RENTAL	263,258	243,280	162,213	251,293	251,293
5000145 HANGAR TAX REIMBURSEMENT	-31,386	78,506	61,059	103,311	103,311
5000146 AIRCRAFT T-HANGAR RENTAL	40,395	40,500	19,800	40,500	40,500
5000149 SERVICE CTR/STORAGE/WASH RACK	39,236	39,236	23,984	39,825	39,825
5000183 MISCELLANEOUS CONTRIBUTIONS	727	0	0	0	0
5000195 FACILITY RENTALS	11,900	12,000	5,000	6,000	6,000
5000196 GROUND RENTALS	32,961	32,960	19,746	33,440	33,440
5000197 PARKING OPER CONCESSIONS	356,612	478,224	217,867	482,917	482,917
5000201 MISC ADMIN AND OTHER INCOME	13,826	6,500	-8,570	6,000	6,000
5000426 MISCELLANEOUS	3,365	0	6,140	3,000	3,000
5000428 OTHER CHARGES	18,968	1,800	-19,320	2,000	2,000
0000002 Departmental Income Total	1,743,036	1,920,763	1,010,630	2,002,437	2,002,437
0000003 Use of Money					
5000451 INTEREST AND EARNINGS	2,426	0	6,061	5,000	5,000
5000460 RENTAL OF REAL PROPERTY INDIVI	15,600	41,400	9,100	41,400	41,400
5000461 RENTAL OF REAL PROP-OTHER GOVT	3,921	3,920	2,287	3,920	3,920
5000470 VENDING MACHINE	665	1,050	384	600	600
0000003 Use of Money Total	22,612	46,370	17,832	50,920	50,920
0000007 Misc Interfund Revenues					
5000532 PREMIUM & ACCRUED INT ON OBLIG	38,648	0	21,554	0	0
5000534 TRANSFER FROM INSURANCE RESERV	2,409	5,000	5,000	0	0
5000537 PASSENGER FACILITIES CHARGES	163,560	15,000	0	15,000	15,000
5000539 CONSOLIDATED FACILITIES CHARGE	156,924	125,000	144,871	113,000	113,000
5000545 CREDIT CARD REBATES	628	0	302	0	0
5000546 Trust Account Inflows	282,623	0	0	0	0
5000562 TRANSFER FROM GENERAL FUND	1,535,140	1,566,910	1,566,910	1,637,481	1,574,601

REPORT:BP032

BROOME COUNTY GOVERNMENT
REVENUE AND APPROPRIATION SUMMARY BY DEPARTMENT

FUND: 2010 Aviation Operating
DEPT: 28000000 Aviation

Account	2018 Actuals	2019 Budget	2019 YTD Actuals As of 08/30/19	2020 Budget Requested	2020 Budget Recommended
5000570 EARNINGS ON TEMPORARY INVESTME	1,585	0	0	0	0
0000007 Misc Interfund Revenues Total	2,181,517	1,711,910	1,738,637	1,765,481	1,702,601
0000008 State Aid					
5000851 AIRPORT STATE AID-CAPITAL PROJ	-123,753	0	0	0	0
0000008 State Aid Total	-123,753	0	0	0	0
0000009 Federal Aid					
5000920 AIRPORT - CAPITAL PROJECTS	1,463,049	0	0	0	0
5000952 ARRA DEBT REIMBURSEMENT	28,441	28,415	8,232	26,196	26,196
0000009 Federal Aid Total	1,491,490	28,415	8,232	26,196	26,196
Rev Totals for Dept: 28000000	5,314,902	3,707,458	2,775,331	3,845,034	3,782,154
0000010 Personnel Service					
6001000 SALARIES FULL-TIME	734,836	850,939	435,322	892,833	860,602
6001001 SALARIES PART-TIME	23,181	34,209	9,304	44,778	44,778
6001002 SALARIES TEMPORARY	98,776	46,620	52,498	49,560	49,560
6001003 SALARIES OVERTIME	75,215	75,168	38,550	78,926	78,926
6001004 SALARIES SHIFT DIFFERENTIAL	7,156	8,636	4,306	8,636	8,636
6001008 STAND-BY PAY	8,205	9,300	3,341	9,300	9,300
6001009 OTHER PERSONNEL SERVICES	9,413	10,000	6,134	10,000	10,000
0000010 Personnel Service Totals	956,782	1,034,872	549,455	1,094,033	1,061,802
0000020 Equipment and Capital Outlay					
6002302 HEAVY TRUCKS	0	40,000	0	0	0
6002709 OTHER OPERATIONAL EQUIPMENT	0	0	0	25,000	0
0000020 Equipment and Capital Outlay Totals	0	40,000	0	25,000	0

BROOME COUNTY GOVERNMENT
 REVENUE AND APPROPRIATION SUMMARY BY DEPARTMENT

FUND: 2010 Aviation Operating
 DEPT: 28000000 Aviation

Account	2018 Actuals	2019 Budget	2019 YTD Actuals As of 08/30/19	2020 Budget Requested	2020 Budget Recommended
0000040 Contractual Expenditures					
6004000 MAT & SUPPLIES-SURFACE TREAT	788	0	0	0	0
6004002 MAT & SUPPLIES-PAINT	-18,661	0	0	0	0
6004005 SNOW REMOVAL MATERIALS & SUPPL	74,107	58,339	47,077	57,000	57,000
6004012 OFFICE SUPPLIES	1,383	2,000	604	1,800	1,800
6004021 BLDG MAINTENANCE SUPPLIES	21,380	30,577	37,759	29,950	29,950
6004022 FUEL AND HEATING SUPPLIES	62,285	51,500	35,181	52,000	52,000
6004023 BLDG AND GROUNDS SUPPLIES	12,641	11,204	5,989	11,000	11,000
6004030 FOOD AND BEVERAGES	-886	1,500	89	1,400	1,400
6004040 MOTOR EQUIPMENT SUPPLIES	22,515	17,000	14,801	20,000	20,000
6004045 TRAINING AND EDUCATIONAL SUPPL	75	350	0	350	350
6004046 GAS OIL GREASE AND DIESEL FUEL	61,092	45,000	29,766	43,000	43,000
6004047 TIRES AND TUBES	3,899	4,000	58	5,000	5,000
6004048 MISC OPERATIONAL SUPPLIES	12,281	15,924	1,376	16,900	16,900
6004052 UNIFORMS	4,786	4,200	1,638	5,300	5,300
6004054 SAFETY SUPPLIES	588	1,800	16	1,500	1,500
6004055 COMPUTER SOFTWARE AND SUPPLIES	0	0	432	3,200	3,200
6004100 POSTAGE AND FREIGHT	900	900	251	900	900
6004101 TELEPHONE	913	1,100	544	1,100	1,100
6004105 DUES AND MEMBERSHIPS	4,993	5,160	2,917	5,160	5,160
6004111 BUILDING AND LAND RENTAL	1,456	52,622	30,322	52,622	52,622
6004112 BLDG GROUNDS AND EQUIP REPAIR	15,889	36,513	9,007	34,000	34,000
6004113 WATER AND SEWAGE CHARGES	65,170	80,000	32,680	78,000	78,000
6004114 HEATING AND AIR COND PLANT EXP	14,204	8,500	11,660	12,800	12,800
6004115 ELECTRIC CURRENT	236,150	221,000	125,118	218,500	218,500
6004116 TAXES	100,303	98,096	27,783	103,311	103,311
6004117 BUILDING AND GROUNDS EXPENSES	44,382	32,250	14,780	31,900	31,900
6004126 RECREATIONAL AND ACTIVITY EXPE	2,613	0	180	2,750	2,750
6004130 MOTOR EQUIP REPAIRS AND MAINT	595	700	640	700	700
6004136 OPERATIONAL EQUIPMENT REPAIRS	0	2,000	0	1,500	1,500
6004137 ADVERTISING AND PROMOTION EXPE	50,401	50,000	44,776	50,000	50,000
6004138 OTHER OPERATIONAL EXPENSES	56,377	29,500	20,997	28,950	28,950
6004139 Trust Account Outflows	161,458	0	0	0	0
6004146 SUBCONTRACTED PROGRAM EXPENSE	129,894	133,438	96,618	140,000	140,000
6004147 OTHER PROGRAM EXPENSE	4,652	15,000	4,656	15,000	15,000
6004160 MILEAGE AND PARKING-LOCAL	664	200	0	500	500
6004161 TRAVEL HOTEL AND MEALS	6,869	8,000	3,215	8,000	8,000
6004162 EDUCATION AND TRAINING	-2,687	9,050	8,325	10,350	10,350
6004165 ADVISORY BD/TRUSTEES EXPENSES	160	2,000	704	1,500	1,500
6004196 COPYING MACHINE RENTALS	990	2,400	1,390	2,400	2,400
6004200 PROPERTY LOSS	315	5,000	5,000	0	0
6004203 INSURANCE CLAIMS	2,095	0	0	0	0
6004255 CONTRACTED SERVICES	4,416	15,000	3,030	15,000	15,000

REPORT:BP032

BROOME COUNTY GOVERNMENT
REVENUE AND APPROPRIATION SUMMARY BY DEPARTMENT

FUND: 2010 Aviation Operating
DEPT: 28000000 Aviation

Account	2018 Actuals	2019 Budget	2019 YTD Actuals As of 08/30/19	2020 Budget Requested	2020 Budget Recommended
6004500 ACCTG AND COST ALLOCATION SERV	0	1,000	0	0	0
6004504 OTHER FINANCIAL SERVICES	9,264	9,982	4,845	9,710	9,710
6004572 ENGINEERING AND ARCHITECTURAL	0	0	-4,882	0	0
6004580 BAD DEBT EXPENSE	128,114	0	0	0	0
0000040 Contractual Expenditures Totals	1,298,823	1,062,805	619,342	1,073,053	1,073,053
0000041 Chargeback Expenses					
6004602 INSURANCE PREMIUM CHARGEBACK	94,886	83,903	41,951	67,921	67,921
6004604 DPW SECURITY CHARGEBACKS	129,233	133,495	66,747	135,425	135,425
6004619 BUILDING SERVICE CHARGEBACK	2,326	2,000	866	2,000	2,000
6004634 Indirect Costs - Excess of Bud	255,069	0	0	0	0
0000041 Chargeback Expenses Totals	481,514	219,398	109,564	205,346	205,346
0000042 Depreciation					
6004801 DEPRECIATION - BUILDINGS	1,324,048	0	0	0	0
6004803 DEPRECIATION - IMPROV O/T BLDG	3,790,398	0	0	0	0
6004804 DEPRECIATION - MOTOR VEHICLES	50,682	0	0	0	0
6004805 DEPRECIATION - MACHINERY & EQU	99,692	0	6,074	0	0
0000042 Depreciation Totals	5,264,820	0	6,074	0	0
0000060 Principal on Indebtedness					
6006000 PRINCIPAL ON SERIAL BONDS	0	318,267	0	347,428	347,428
6006001 PRINCIPAL ON BANS	0	219,656	0	303,051	303,051
0000060 Principal on Indebtedness Totals	0	537,923	0	650,479	650,479
0000070 Interest on Indebtedness					
6007000 INTEREST ON SERIAL BONDS	140,494	160,664	44,911	127,091	127,091
6007001 INTEREST ON BANS	75,765	72,004	24,264	73,669	73,669
6007005 INTEREST ON CAPITAL LEASE	255	0	0	0	0
0000070 Interest on Indebtedness Totals	216,514	232,668	69,175	200,760	200,760
0000080 Employee Benefits					
6008001 STATE RETIREMENT	-4,069	155,265	81,405	155,370	151,919

REPORT:BP032

BROOME COUNTY GOVERNMENT
REVENUE AND APPROPRIATION SUMMARY BY DEPARTMENT

FUND: 2010 Aviation Operating
DEPT: 28000000 Aviation

Account	2018 Actuals	2019 Budget	2019 YTD Actuals As of 08/30/19	2020 Budget Requested	2020 Budget Recommended
6008002 SOCIAL SECURITY	69,097	79,167	39,365	82,663	80,568
6008004 WORKERS COMPENSATION	7,421	25,105	12,553	39,767	39,767
6008005 WORKERS COMP LT LIABILITY	-620,916	0	0	0	0
6008006 LIFE INSURANCE	279	300	106	300	285
6008007 HEALTH INSURANCE	183,353	224,583	119,193	214,404	214,404
6008008 CHANGE IN OPEB LIABILITY	56,685	0	0	0	0
6008009 RETIREE HEALTH INSURANCE	89,856	97,420	68,740	102,275	102,275
6008010 DISABILITY INSURANCE	1,245	1,360	819	1,584	1,496
6008015 PENSION EXPENSE	135,695	0	0	0	0
0000080 Employee Benefits Totals	-81,354	583,200	322,181	596,363	590,714
Exp Totals for Dept: 28000000	8,137,099	3,710,866	1,675,791	3,845,034	3,782,154
Total for Dept: 28000000	-2,822,197	-3,408	1,099,540	0	0

Highway

Commissioner of Public Works, Parks,
Recreation and Youth Services

Deputy Commissioner of Highways

Road Administration

Administration
Interdepartmental Support
Debt Service
Administer Capital Improvement Program

Maintenance

Surface Treatment and Recycling
Resurfacing
Signage
Painting and Striping
Repair and Maintenance of Roadways
Bridge Repairs

Snow Removal

Snow and Ice Removal Contract
Administration

Maintenance

Repair and Maintain Equipment
Equipment Replacement Capital Program

**Public Works, Parks, Recreation and Youth Services
Highways (County Roads)**

Mission Statement

To maintain a County road system allowing the transportation of people and goods throughout the county, in a cost effective, efficient and professional manner, enhancing community growth, economic well-being and quality of life.

Description

Responsible for maintaining 343.24 center-line miles of road. The Highway Division, in conjunction with the Engineering Division, are also responsible for maintaining 105 bridges with spans of twenty feet or more, 130 culverts with diameters ranging from five to twenty feet and 3,500 culverts with diameters of five feet or less. This involves the inspection and evaluation of county roads and bridges, and planning, reconstruction, repair, and maintenance projects.

The Highway Division is responsible for the administration, operation and maintenance of highway bridge and capital projects; this includes road widening and straightening, resurfacing and patching of existing county roads to ensure that maintenance is at required standards and safety levels. Emphasis is also placed on snow and ice control. In case of natural disasters, the division also assists other local municipalities with specialized equipment and expertise.

Revenues attributed to the operation of the County Road fund are derived primarily from the sale of supplies such as road signs,

sand/salt mix to other local governments, and highway work permit fees for work completed by utility companies and others in highway right-of-way. State aid revenues fund the highway operating and capital aid under the State Consolidated Local Highway Assistance Program (CHIPS). An interfund transfer from the General Fund is received to balance the County Road Fund.

2020 Objectives

- Continue to develop and implement an annual highway maintenance program to ensure preservation of the existing system at an acceptable level of service and standard of construction and extend the useful life of the existing system.
- In-house design, construction, and reconstruction of county highways to conform to acceptable standards of service and construction in accordance with American Association of State Highway and Transportation Officials (AASHTO) Geometric Design and NYSDOT Standard Specifications.
- Rehabilitation of guiderail system to NYSDOT Standards, 40,000 feet of various Broome County roads.
- Preserve the load capacity of county bridges and improve/replace unsafe or inadequate structures in accordance with American Association of State Highway and Transportation Officials (AASHTO) Geometric Design and NYSDOT Geometric Design Policy for Bridges.
- Rehabilitate and stabilize approximately two hundred miles of highway shoulders annually.

- Resurface and/or provide surface treatment, truing, leveling and resurfacing to county highways as required, per industry standard and Broome County ten year policy. Approximately thirty five miles.
- Provide effective 24 hour a day snow and ice control for county roads during the winter season and maintain contracts with various towns for snowplowing and ice control per New York State 24 hour bare road policy.
- Develop a bridge cleaning and maintenance program for county bridges.
- Ensure that legible pavement markings are provided along county highways per the Manual of Uniform Traffic Control Devices.
- Ensure clear sight lines by cutting grass, trees and brush along approximately 700 miles of county right-of-way in accordance with Section 102 of New York State Highway Law.
- Review requests and issue permits for work within right-of-ways by utilities and contractors. This amounts to approximately eighty permits annually.

2020 Budget Highlights

- Maintain safety and condition of county highway system with limited funds.
- 2019 was a very difficult year for Snow & Ice control. The Division was able to get through almost daily storms and difficulty of getting road salt delivered from vendor.

Public Works, Parks, Recreation & Youth Services 29010205
Highways(County Roads)

<u>Title of Position</u>	<u>Grade/Unit</u>	2018	As of	2020	2020
		<u>Actuals</u>	July 5,2019	<u>Requested</u>	<u>Recommended</u>
			<u>Current</u>		
			<u>Authorized</u>		
<u>Full-Time Positions</u>					
Deputy Commissioner of Public Works/Highway	F Admin	1	1	1	1
General Highway Supervisor	AFSCME	0	0	1	1
Assistant General Highway Supervisor	AFSCME	2	2	1	1
Highway Crew Supervisor	AFSCME	5	5	5	5
Paint Crew Supervisor - DPW	AFSCME	1	1	1	1
Painter - DPW	AFSCME	2	2	2	2
Public Works Office Assistant	AFSCME	1	1	1	1
Highway Clerk	AFSCME	1	1	1	1
Carpenter	AFSCME	1	1	1	1
Assistant Carpenter	AFSCME	1	1	1	1
Laborer	AFSCME	2	2	2	2
Motor Equipment Operator III	AFSCME	10	10	10	10
Motor Equipment Operator II	AFSCME	18	18	18	18
Motor Equipment Operator I	AFSCME	12	12	12	12
	Total Full-Time Positions	57	57	57	57
<u>Part-Time Positions</u>					
None					
	Total Part-Time Positions	0	0	0	0
	Total Positions	57	57	57	57

REPORT:BP033

BROOME COUNTY GOVERNMENT
REVENUE AND APPROPRIATION SUMMARY
BY DEPARTMENT AND DIVISION

FUND: 3120 County Road Operating
DEPT: 29000000 Highway
DIV: 01 Highway-County Roads

Account	2018 Actuals	2019 Budget	2019 YTD Actuals As of 08/30/19	2020 Budget Requested	2020 Budget Recommended
29000000 Highway					
0000002 Departmental Income					
5000214 ROADWAY USE FEES	44,060	50,000	31,213	50,000	50,000
5000333 OTHER DEPARTMENTAL CHARGEBACK	32,849	25,000	31,734	30,000	30,000
5000429 SALE OF SUPPLIES TO OTHER GOVT	17,493	13,000	21,683	20,000	20,000
0000002 Departmental Income Totals	94,402	88,000	84,630	100,000	100,000
0000003 Use of Money					
5000451 INTEREST AND EARNINGS	474	1,000	6,856	5,500	5,500
5000462 RENTAL OF EQUIPMENT OTHER GOVT	12,693	20,000	0	20,000	20,000
0000003 Use of Money Totals	13,167	21,000	6,856	25,500	25,500
0000006 Sale of Prop and Comp for Loss					
5000516 MINOR SALES - PUBLIC WORKS	4,910	4,000	7,220	5,000	5,000
0000006 Sale of Prop and Comp for Loss Totals	4,910	4,000	7,220	5,000	5,000
0000007 Misc Interfund Revenues					
5000533 UNCLASSIFIED REVENUES	1,500	1,500	248	1,500	1,500
5000534 TRANSFER FROM INSURANCE RESERV	9,291	17,740	23,242	0	0
5000545 CREDIT CARD REBATES	567	0	327	0	0
5000562 TRANSFER FROM GENERAL FUND	6,496,034	6,631,841	6,631,841	7,014,939	6,940,939
5000563 TRANSFER FROM CAPITAL FUND	819	0	0	0	0
5000569 TRANSFER - DEBT SERVICE FUND	788,570	783,125	715,110	674,500	674,500
0000007 Misc Interfund Revenues Totals	7,296,781	7,434,206	7,370,768	7,690,939	7,616,939
0000008 State Aid					
5000846 CONSOLIDATED HIGHWAY AID	3,074,325	3,074,325	684,034	3,074,325	3,074,325
0000008 State Aid Totals	3,074,325	3,074,325	684,034	3,074,325	3,074,325
0000009 Federal Aid					
5000952 ARRA DEBT REIMBURSEMENT	128,257	128,257	64,403	118,243	118,243
5000990 FEMA REVENUE	154,168	0	0	0	0
0000009 Federal Aid Totals	282,425	128,257	64,403	118,243	118,243

BROOME COUNTY GOVERNMENT
 REVENUE AND APPROPRIATION SUMMARY
 BY DEPARTMENT AND DIVISION

FUND: 3120 County Road Operating
 DEPT: 29000000 Highway
 DIV: 01 Highway-County Roads

Account	2018 Actuals	2019 Budget	2019 YTD Actuals As of 08/30/19	2020 Budget Requested	2020 Budget Recommended
Rev Total for Div: 2901	10,766,010	10,749,788	8,217,911	11,014,007	10,940,007
0000010 Personnel Service					
6001000 SALARIES FULL-TIME	2,873,830	2,878,026	1,796,912	2,930,730	2,930,730
6001003 SALARIES OVERTIME	215,993	150,000	68,505	150,000	150,000
6001004 SALARIES SHIFT DIFFERENTIAL	10,353	12,000	7,852	12,000	12,000
6001006 OUT OF TITLE PAY	16,428	15,000	11,087	15,000	15,000
6001009 OTHER PERSONNEL SERVICES	13,238	12,600	12,150	12,600	12,600
0000010 Personnel Service Totals	3,129,842	3,067,626	1,896,506	3,120,330	3,120,330
0000040 Contractual Expenditures					
6004000 MAT & SUPPLIES-SURFACE TREAT	346,536	350,000	272,023	350,000	350,000
6004001 MAT & SUPPLIES-SIGNS & POSTS	12,952	13,000	6,795	13,000	13,000
6004002 MAT & SUPPLIES-PAINT	66,628	70,000	27,479	70,000	70,000
6004003 MAT & SUPPLIES-GUIDE RAILS	1,494	20,000	2,815	20,000	10,000
6004004 MATERIAL & SUPPLIES-OTHER	97,609	80,000	54,117	80,000	70,000
6004005 SNOW REMOVAL MATERIALS & SUPPL	602,618	450,000	552,049	594,000	550,000
6004012 OFFICE SUPPLIES	2,931	1,350	728	1,350	1,350
6004022 FUEL AND HEATING SUPPLIES	27,735	33,000	18,061	33,000	33,000
6004030 FOOD AND BEVERAGES	244	0	0	0	0
6004040 MOTOR EQUIPMENT SUPPLIES	16,389	14,375	0	0	0
6004045 TRAINING AND EDUCATIONAL SUPPL	110	0	730	0	0
6004046 GAS OIL GREASE AND DIESEL FUEL	34,768	0	0	0	0
6004048 MISC OPERATIONAL SUPPLIES	537	0	0	0	0
6004052 UNIFORMS	3,246	3,300	1,944	3,300	3,300
6004054 SAFETY SUPPLIES	12,422	12,544	11,483	10,000	10,000
6004055 COMPUTER SOFTWARE AND SUPPLIES	666	0	0	0	0
6004102 TELEPHONE EQUIPMENT	1,295	0	5,178	0	0
6004113 WATER AND SEWAGE CHARGES	3,407	3,500	2,625	3,500	3,500
6004115 ELECTRIC CURRENT	28,473	30,000	17,636	30,000	30,000
6004116 TAXES	0	400	0	0	0
6004117 BUILDING AND GROUNDS EXPENSES	4,908	4,500	2,353	4,500	4,500
6004130 MOTOR EQUIP REPAIRS AND MAINT	11,179	0	0	0	0
6004138 OTHER OPERATIONAL EXPENSES	18,201	18,320	13,888	18,320	18,320
6004161 TRAVEL HOTEL AND MEALS	-54	0	0	0	0

REPORT:BP033

BROOME COUNTY GOVERNMENT
REVENUE AND APPROPRIATION SUMMARY
BY DEPARTMENT AND DIVISION

FUND: 3120 County Road Operating
DEPT: 29000000 Highway
DIV: 01 Highway-County Roads

Account	2018 Actuals	2019 Budget	2019 YTD Actuals As of 08/30/19	2020 Budget Requested	2020 Budget Recommended
6004191 OUTSIDE RENTALS-MACHINERY	32,717	56,906	18,657	56,906	46,906
6004196 COPYING MACHINE RENTALS	243	2,000	469	2,000	2,000
6004200 PROPERTY LOSS	3,720	630	630	0	0
6004203 INSURANCE CLAIMS	5,571	8,447	22,612	0	0
6004413 OTHER HEALTH AND MEDICAL SERVI	1,584	1,661	0	1,661	1,661
6004504 OTHER FINANCIAL SERVICES	10,108	8,945	4,770	7,716	7,716
0000040 Contractual Expenditures Totals	1,348,237	1,182,878	1,037,042	1,299,253	1,225,253
0000041 Chargeback Expenses					
6004602 INSURANCE PREMIUM CHARGEBACK	47,527	73,390	36,695	334,038	334,038
6004634 Indirect Costs - Excess of Bud	148,681	0	0	0	0
0000041 Chargeback Expenses Totals	196,208	73,390	36,695	334,038	334,038
0000060 Principal on Indebtedness					
6006000 PRINCIPAL ON SERIAL BONDS	1,764,672	2,054,261	2,054,261	1,624,134	1,624,134
6006001 PRINCIPAL ON BANS	1,270,723	1,040,420	1,040,420	1,285,056	1,285,056
6006008 PRINCIPAL ON CAPITAL LEASE	1,042	0	0	0	0
0000060 Principal on Indebtedness Totals	3,036,437	3,094,681	3,094,681	2,909,190	2,909,190
0000070 Interest on Indebtedness					
6007000 INTEREST ON SERIAL BONDS	629,895	741,801	422,328	602,170	602,170
6007001 INTEREST ON BANS	403,487	427,213	427,212	428,374	428,374
6007005 INTEREST ON CAPITAL LEASE	2	0	0	0	0
0000070 Interest on Indebtedness Totals	1,033,384	1,169,014	849,540	1,030,544	1,030,544
0000080 Employee Benefits					
6008001 STATE RETIREMENT	450,844	489,994	273,920	490,634	490,634
6008002 SOCIAL SECURITY	233,950	234,502	136,418	238,181	238,181
6008004 WORKERS COMPENSATION	94,615	93,277	46,639	99,825	99,825
6008006 LIFE INSURANCE	850	855	299	855	855
6008007 HEALTH INSURANCE	644,370	647,679	423,267	730,226	730,226
6008009 RETIREE HEALTH INSURANCE	671,429	704,148	480,546	760,931	760,931
6008011 UNEMPLOYMENT INSURANCE	3,054	0	0	0	0
6008013 HEALTH INS - RETIRE INCENTIVE	6,943	0	0	0	0

REPORT:BP033

BROOME COUNTY GOVERNMENT
REVENUE AND APPROPRIATION SUMMARY
BY DEPARTMENT AND DIVISION

FUND: 3120 County Road Operating
DEPT: 29000000 Highway
DIV: 01 Highway-County Roads

Account	2018 Actuals	2019 Budget	2019 YTD Actuals As of 08/30/19	2020 Budget Requested	2020 Budget Recommended
0000080 Employee Benefits Totals	2,106,055	2,170,455	1,361,089	2,320,652	2,320,652
Exp Total for Div: 2901	10,850,163	10,758,044	8,275,553	11,014,007	10,940,007
Total for Div: 29000000	-84,153	-8,256	-57,642	0	0

REPORT:BP033

BROOME COUNTY GOVERNMENT
REVENUE AND APPROPRIATION SUMMARY
BY DEPARTMENT AND DIVISION

FUND: 3120 County Road Operating
DEPT: 29000000 Highway
DIV: 01 Highway-County Roads

Account	2018 Actuals	2019 Budget	2019 YTD Actuals As of 08/30/19	2020 Budget Requested	2020 Budget Recommended
Total for Dept: 29000000	-84,153	-8,256	-57,642	0	0

Public Works, Parks, Recreation & Youth Services 30020105
 Highways(Road Machinery)

<u>Title of Position</u>	<u>Grade/Unit</u>	2018	As of	2020	2020
		<u>Actuals</u>	July 5,2019	<u>Requested</u>	<u>Recommended</u>
			<u>Current</u>		
			<u>Authorized</u>		
<u>Full-Time Positions</u>					
Equipment Service Supervisor	AFSCME	1	1	1	1
Stores Clerk	AFSCME	2	2	2	2
Equipment Mechanic III	AFSCME	6	6	6	6
Equipment Mechanic II	AFSCME	1	1	1	1
Equipment Mechanic I	AFSCME	2	2	2	2
	Total Full-Time Positions	12	12	12	12
<u>Part-Time Positions</u>					
None					
	Total Part-Time Positions	0	0	0	0
Total Positions		12	12	12	12

REPORT:BP033

BROOME COUNTY GOVERNMENT
REVENUE AND APPROPRIATION SUMMARY
BY DEPARTMENT AND DIVISION

FUND: 3160 Road Machinery Operating
DEPT: 30000000 Road Machinery
DIV: 02 Highway-Road Machinery

Account	2018 Actuals	2019 Budget	2019 YTD Actuals As of 08/30/19	2020 Budget Requested	2020 Budget Recommended
30000000 Road Machinery					
0000002 Departmental Income					
5000189 OTHER LOCAL GOVERNMENTS	2,200	4,000	2,320	4,000	4,000
0000002 Departmental Income Totals	2,200	4,000	2,320	4,000	4,000
0000003 Use of Money					
5000451 INTEREST AND EARNINGS	2,800	2,000	7,755	7,000	7,000
0000003 Use of Money Totals	2,800	2,000	7,755	7,000	7,000
0000006 Sale of Prop and Comp for Loss					
5000518 SALE OF EQUIPMENT	26,030	25,000	0	25,000	25,000
0000006 Sale of Prop and Comp for Loss Totals	26,030	25,000	0	25,000	25,000
0000007 Misc Interfund Revenues					
5000545 CREDIT CARD REBATES	505	0	0	0	0
5000562 TRANSFER FROM GENERAL FUND	2,571,573	2,544,774	2,544,774	2,702,842	2,642,842
5000569 TRANSFER - DEBT SERVICE FUND	41,892	42,350	68,835	27,300	27,300
0000007 Misc Interfund Revenues Totals	2,613,970	2,587,124	2,613,609	2,730,142	2,670,142
0000008 State Aid					
5000846 CONSOLIDATED HIGHWAY AID	50,000	0	0	0	0
0000008 State Aid Totals	50,000	0	0	0	0
0000009 Federal Aid					
5000952 ARRA DEBT REIMBURSEMENT	19,008	19,088	9,545	17,524	17,524
0000009 Federal Aid Totals	19,008	19,088	9,545	17,524	17,524
Rev Total for Div: 3002	2,714,008	2,637,212	2,633,229	2,783,666	2,723,666

BROOME COUNTY GOVERNMENT
 REVENUE AND APPROPRIATION SUMMARY
 BY DEPARTMENT AND DIVISION

FUND: 3160 Road Machinery Operating
 DEPT: 30000000 Road Machinery
 DIV: 02 Highway-Road Machinery

Account	2018 Actuals	2019 Budget	2019 YTD Actuals As of 08/30/19	2020 Budget Requested	2020 Budget Recommended
0000010 Personnel Service					
6001000 SALARIES FULL-TIME	618,726	637,483	399,541	651,422	651,422
6001003 SALARIES OVERTIME	40,577	20,000	15,971	20,000	20,000
6001004 SALARIES SHIFT DIFFERENTIAL	2,751	3,200	2,205	3,200	3,200
6001006 OUT OF TITLE PAY	890	1,500	542	1,500	1,500
6001009 OTHER PERSONNEL SERVICES	675	700	675	700	700
0000010 Personnel Service Totals	663,619	662,883	418,934	676,822	676,822
0000040 Contractual Expenditures					
6004006 GARAGE & SHOP OPERATIONAL SUPP	17,090	10,000	9,084	10,000	10,000
6004012 OFFICE SUPPLIES	2,262	1,144	727	1,144	1,144
6004021 BLDG MAINTENANCE SUPPLIES	5,173	2,000	4,004	2,000	2,000
6004022 FUEL AND HEATING SUPPLIES	317	1,000	250	1,000	1,000
6004023 BLDG AND GROUNDS SUPPLIES	0	1,500	1,447	1,500	1,500
6004040 MOTOR EQUIPMENT SUPPLIES	177,313	287,461	196,132	350,000	330,000
6004046 GAS OIL GREASE AND DIESEL FUEL	320,426	300,000	223,558	390,000	350,000
6004047 TIRES AND TUBES	11,964	50,000	8,159	50,000	50,000
6004054 SAFETY SUPPLIES	1,685	2,376	996	2,376	2,376
6004100 POSTAGE AND FREIGHT	0	50	14	50	50
6004102 TELEPHONE EQUIPMENT	0	3,000	0	3,000	3,000
6004117 BUILDING AND GROUNDS EXPENSES	6,103	4,000	1,442	4,000	4,000
6004130 MOTOR EQUIP REPAIRS AND MAINT	12,328	25,000	6,860	25,000	25,000
6004133 UNIFORM AND CLOTHING ALLOWANCE	2,989	3,000	2,381	3,000	3,000
6004138 OTHER OPERATIONAL EXPENSES	8,984	8,000	3,126	8,000	8,000
6004161 TRAVEL HOTEL AND MEALS	226	0	0	0	0
6004162 EDUCATION AND TRAINING	209	0	0	0	0
6004168 OTHER PERSONNEL EXPENSES	0	0	2,683	0	0
6004196 COPYING MACHINE RENTALS	942	1,200	314	1,200	1,200
6004504 OTHER FINANCIAL SERVICES	1,498	1,326	707	1,144	1,144
0000040 Contractual Expenditures Totals	569,509	701,057	461,884	853,414	793,414
0000041 Chargeback Expenses					
6004634 Indirect Costs - Excess of Bud	51,592	0	0	0	0
0000041 Chargeback Expenses Totals	51,592	0	0	0	0
0000060 Principal on Indebtedness					
6006000 PRINCIPAL ON SERIAL BONDS	272,480	327,360	327,360	272,395	272,395

REPORT:BP033

BROOME COUNTY GOVERNMENT
REVENUE AND APPROPRIATION SUMMARY
BY DEPARTMENT AND DIVISION

FUND: 3160 Road Machinery Operating
DEPT: 30000000 Road Machinery
DIV: 02 Highway-Road Machinery

Account	2018 Actuals	2019 Budget	2019 YTD Actuals As of 08/30/19	2020 Budget Requested	2020 Budget Recommended
6006001 PRINCIPAL ON BANS	367,908	272,235	272,235	326,235	326,235
0000060 Principal on Indebtedness Totals	640,388	599,595	599,595	598,630	598,630
0000070 Interest on Indebtedness					
6007000 INTEREST ON SERIAL BONDS	101,031	127,488	73,189	102,753	102,753
6007001 INTEREST ON BANS	87,879	95,650	95,649	93,152	93,152
0000070 Interest on Indebtedness Totals	188,910	223,138	168,838	195,905	195,905
0000080 Employee Benefits					
6008001 STATE RETIREMENT	94,149	98,974	55,077	98,577	98,577
6008002 SOCIAL SECURITY	47,605	50,669	29,959	50,669	50,669
6008004 WORKERS COMPENSATION	28,261	27,862	13,931	29,818	29,818
6008006 LIFE INSURANCE	171	180	62	180	180
6008007 HEALTH INSURANCE	139,542	150,463	89,664	148,616	148,616
6008009 RETIREE HEALTH INSURANCE	123,064	124,852	83,235	131,035	131,035
6008013 HEALTH INS - RETIRE INCENTIVE	1,448	0	0	0	0
0000080 Employee Benefits Totals	434,240	453,000	271,928	458,895	458,895
Exp Total for Div: 3002	2,548,258	2,639,673	1,921,179	2,783,666	2,723,666
Total for Div: 30000000	165,750	-2,461	712,050	0	0

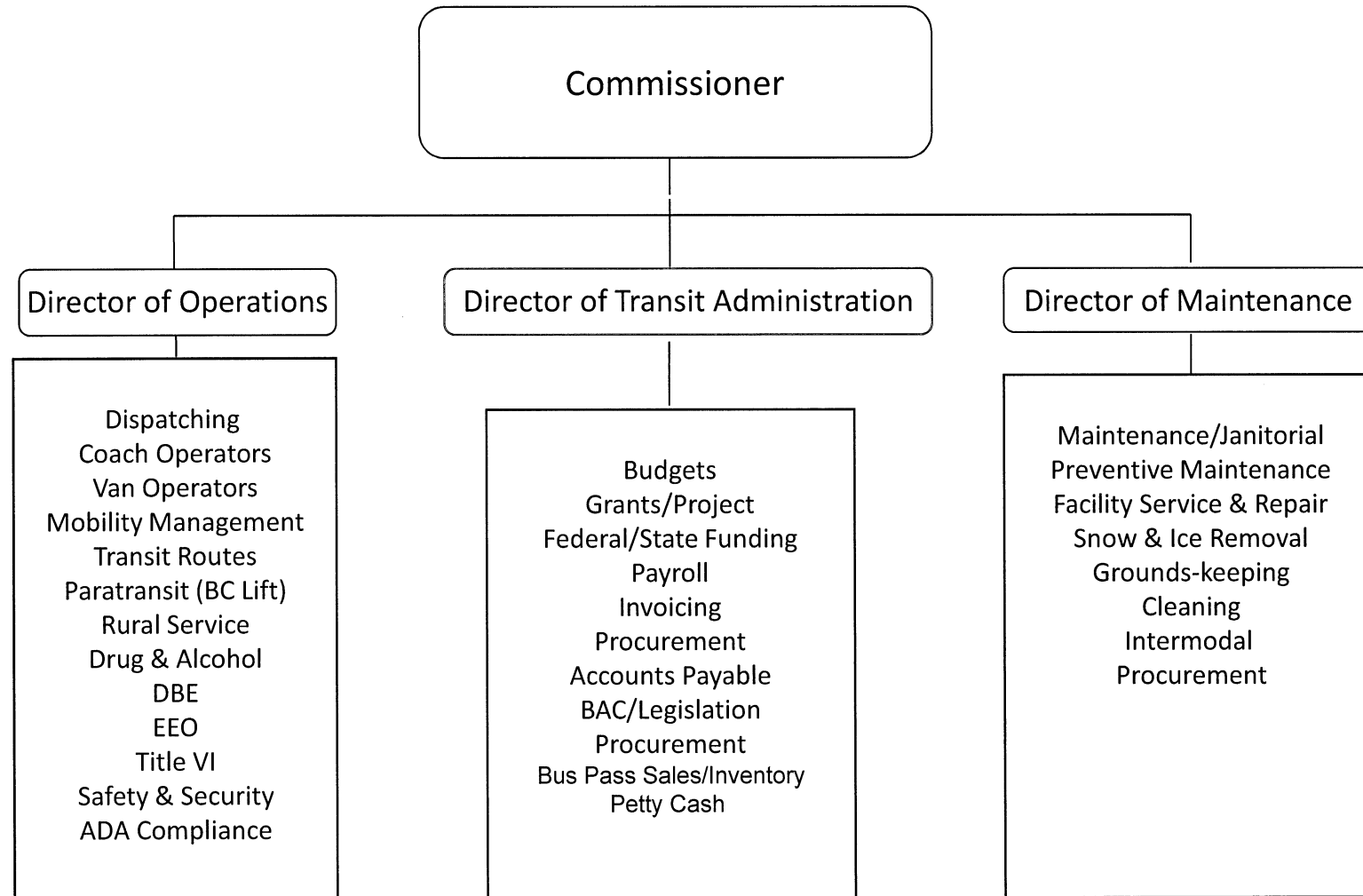
REPORT:BP033

BROOME COUNTY GOVERNMENT
REVENUE AND APPROPRIATION SUMMARY
BY DEPARTMENT AND DIVISION

FUND: 3160 Road Machinery Operating
DEPT: 30000000 Road Machinery
DIV: 02 Highway-Road Machinery

Account	2018 Actuals	2019 Budget	2019 YTD Actuals As of 08/30/19	2020 Budget Requested	2020 Budget Recommended
-----	-----	-----	-----	-----	-----
Total for Dept: 30000000	165,750	-2,461	712,050	0	0

Transit



Public Transportation

Mission Statement

To provide safe, clean, reliable, and affordable public transportation to the community in the most effective and cost efficient manner.

Description

Mass Transit has a 150-year history in Broome County. In 1968, Broome County assumed ownership and operation of transit services from the Triple Cities Traction Corporation creating the Department of Public Transportation (aka BC Transit) by County Charter, Article X of the Broome County Charter.

BC Transit currently operates the community's public transportation programs including: Fixed Route (Transit), ADA mandated Paratransit Service (BC Lift), Elder transportation (OFA Mini Bus) and Rural Demand Service (BC Country). By operating the Department of Public Transportation as an Enterprise Fund, the department generates its annual funding largely through Federal and State aid, and to a lesser extent, through ridership fare revenues. As required by federal guidelines, the department relies on a percentage of financial support from Broome County.

BC Transit's main facilities are the Transit Center located at 413 Old Mill Road in the Town of Vestal and the Greater Binghamton Transportation Center located in downtown Binghamton. The Intermodal Facility leases space to Interstate Carriers Greyhound, Coach USA and OurBus. The Department operates a network of 19 fixed routes and 2 Commuter Routes using the Intermodal (BC Junction) as a central transfer point. The Fixed Route service operates seven days a week with extended hours into the evening and requires 38 buses at peak times. BC Transit maintains a fleet of 50 wheelchair accessible transit buses for Fixed Route service, providing approximately 2.0 million rides while traveling over 2.0 million miles annually.

Under contract with Serafini Transportation Corp., the organization provides BC Lift (ADA) and OFA mini bus transportation to disabled and elderly customers in the community's urbanized area. These services are provided by a fleet of 12 fourteen-passenger vans which provide approximately 60,000 rides per year. The Department of Public Transportation also provides a rural transportation demand service program, BC Country, which utilizes a fleet of eleven fourteen-passenger vans and provides over 20,000 rides per year to rural users.

2020 Objectives

- To analyze The Agency's transportation study in regards to expanding work commuter transportation services for the Kirkwood/Conklin and Tioga County areas.
- To maintain the highest standards for; safe and efficient field operations, FTA, ADA and NYS/DOT compliance, and sound fiscal management.
- To continue to reduce average fleet age and vehicle operating expense. BC Transit received 7 buses in 2017, 8 buses in 2019 and additional 8 buses in January 2020. Since 2014, BC Transit has replaced 30 vehicles that were past their useful life with new, more efficient models.
- BC Transit anticipates purchasing a state of the art fare collection system which can incorporate cash, mobile ticketing and real time purchase of bus tickets.
- To maximize new State/Federal funds and pursue all competitive grant opportunities.

2020 Budget Highlights

- Stabilization of the County's contribution to BC Transit; now down over 50% from high of \$2.1M to approximately \$1.1M projection for 2020.
- Capture improved fleet productivity with the delivery of new buses from 2017, 2019 and 2020, reducing operating costs and improving fuel economy.

Public Transportation 31010105

<u>Title of Position</u>	<u>Grade/Unit</u>	As of July 5,2019			
		<u>2018 Actuals</u>	<u>Current Authorized</u>	<u>2020 Requested</u>	<u>2020 Recommended</u>
<u>Full-Time Positions</u>					
Commissioner of Transportation	G Admin	1	1	1	1
Director of Transit Administration	B Admin	1	1	1	1
Director of Transit Operations	23 Admin	1	1	1	1
Director of Transit Maintenance	23 Admin	1	1	1	1
Transit Supervisor	18 BAPA	3	3	3	3
Transit Mechanic Supervisor	17 CSEA	2	2	2	2
Mobility Manager **	16 CSEA	0	0	1	1
Principal Account Clerk	13 CSEA	1	1	1	1
Dispatcher	10 CSEA	2	2	2	2
Senior Account Clerk	9 CSEA	1	1	1	1
Transit Route Clerk	9 CSEA	1	1	1	1
Account Clerk Typist	7 CSEA	1	1	1	1
Clerk **	6 CSEA	2	2	3	3
Coach Operator */**/****	ATU	40	40	46	46
Senior Transit Mechanic	ATU	10	10	10	10
Transit Mechanic	ATU	1	1	1	1
Transit Mechanic Helper **	ATU	3	3	4	4
Total Full-Time Positions		71	71	80	80
<u>Part-Time Positions</u>					
Custodial Worker***	6 CSEA	2	2	2	2
Coach Operator	ATU	14	14	14	14
Passenger Van Operator	ATU	10	10	10	10
Total Part-Time Positions		26	26	26	26
Total Positions		97	97	106	106

*Two positions moved from Temporary to Permanent in 2018

**Transferred to operating from JARC grant

***One position moved from Temporary to Permanent in 2018

**** Two additional positions negotiated in ATU contract

BROOME COUNTY GOVERNMENT
REVENUE AND APPROPRIATION SUMMARY BY DEPARTMENT

FUND: 2040 Transit Operating
DEPT: 31000000 Public Transportation

Account	2018 Actuals	2019 Budget	2019 YTD Actuals As of 08/30/19	2020 Budget Requested	2020 Budget Recommended
0000002 Departmental Income					
5000126 FARES & FEES	1,604,022	1,757,000	1,000,069	1,730,000	1,730,000
5000128 ADVERTISING REVENUES	107,655	114,000	56,332	120,000	120,000
5000137 SPACE RENTAL-OTHER	182,040	176,384	135,220	188,789	188,789
5000190 B C LIFT AND FARES	141,324	216,000	85,207	180,000	180,000
5000191 B C COUNTRY FARES	39,097	50,000	25,351	45,000	45,000
5000246 SUNY BROOME FARES	135,000	150,000	90,000	203,885	203,885
5000333 OTHER DEPARTMENTAL CHARGEBACK	244	1,000	0	1,000	1,000
5000420 SUNY - OCC. CONTRACT	735,000	635,500	321,000	647,700	647,700
5000421 BINGHAMTON SD CONTRACT	293,332	295,741	178,302	304,184	304,184
5000440 CHARGEBACK OF SERVICES PROVIDE	196,303	193,320	97,442	193,320	193,320
0000002 Departmental Income Total	3,434,017	3,588,945	1,988,923	3,613,878	3,613,878
0000003 Use of Money					
5000451 INTEREST AND EARNINGS	6,568	3,000	5,069	500	500
5000463 PARKING LOT	9,277	6,500	6,340	9,000	9,000
5000470 VENDING MACHINE	11,795	20,700	7,427	21,800	21,800
0000003 Use of Money Total	27,640	30,200	18,836	31,300	31,300
0000006 Sale of Prop and Comp for Loss					
5000510 SALE OF SCRAP & EXCESS MATERIA	9,160	5,000	940	5,000	5,000
0000006 Sale of Prop and Comp for Loss Total	9,160	5,000	940	5,000	5,000
0000007 Misc Interfund Revenues					
5000530 REFUNDS OF PRIOR YEARS EXPENDI	504	0	500	0	0
5000531 GIFTS AND DONATIONS	154,000	0	0	0	0
5000532 PREMIUM & ACCRUED INT ON OBLIG	5,737	0	9,355	0	0
5000534 TRANSFER FROM INSURANCE RESERV	158,698	14,381	68,703	0	0
5000545 CREDIT CARD REBATES	1,200	500	415	500	500
5000551 CHANGE IN OPEB LIABILITY	248,278	0	0	0	0
5000562 TRANSFER FROM GENERAL FUND	1,375,166	1,051,647	1,051,647	1,601,081	1,601,081
0000007 Misc Interfund Revenues Total	1,943,583	1,066,528	1,130,620	1,601,581	1,601,581
0000008 State Aid					
5000804 MASS TRANSIT	464,236	350,000	127,594	472,163	472,163

REPORT:BP032

BROOME COUNTY GOVERNMENT
REVENUE AND APPROPRIATION SUMMARY BY DEPARTMENT

FUND: 2040 Transit Operating
DEPT: 31000000 Public Transportation

Account	2018 Actuals	2019 Budget	2019 YTD Actuals As of 08/30/19	2020 Budget Requested	2020 Budget Recommended
5000805 MASS TRANSIT SUPPLEMENTAL	3,332,979	3,625,000	1,569,645	3,432,968	3,432,968
5000849 BUSES/MASS TRANSP-CAPITAL PROJ	-2	0	0	0	0
0000008 State Aid Total	3,797,213	3,975,000	1,697,239	3,905,131	3,905,131
0000009 Federal Aid					
5000901 FEDERAL AID - OTHER	15,021	7,500	3,280	7,500	7,500
5000902 MASS TRANSIT	3,782,859	3,575,000	0	3,839,688	3,839,688
5000952 ARRA DEBT REIMBURSEMENT	20,906	20,886	6,051	19,256	19,256
0000009 Federal Aid Total	3,818,786	3,603,386	9,331	3,866,444	3,866,444
Rev Totals for Dept: 31000000	13,030,399	12,269,059	4,845,889	13,023,334	13,023,334
0000010 Personnel Service					
6001000 SALARIES FULL-TIME	3,654,654	3,554,151	1,864,652	4,163,970	4,163,970
6001001 SALARIES PART-TIME	658,452	874,387	430,672	914,856	914,856
6001002 SALARIES TEMPORARY	3,989	0	0	0	0
6001003 SALARIES OVERTIME	205,271	115,000	126,486	118,739	118,739
6001004 SALARIES SHIFT DIFFERENTIAL	13,232	8,500	6,267	8,500	8,500
0000010 Personnel Service Totals	4,535,598	4,552,038	2,428,077	5,206,065	5,206,065
0000040 Contractual Expenditures					
6004010 BOOKS AND SUBSCRIPTIONS	300	300	0	300	300
6004011 DUPLICATING AND PRINTING RM SU	0	1,000	0	1,000	1,000
6004012 OFFICE SUPPLIES	3,780	3,000	3,927	3,000	3,000
6004020 DPW BLDG SERVICE SUPPLIES	0	200	0	200	200
6004021 BLDG MAINTENANCE SUPPLIES	11,739	11,500	9,960	11,500	11,500
6004022 FUEL AND HEATING SUPPLIES	37,823	51,000	24,059	51,000	51,000
6004023 BLDG AND GROUNDS SUPPLIES	6,528	17,981	481	17,500	17,500
6004040 MOTOR EQUIPMENT SUPPLIES	688,811	353,723	358,341	400,000	400,000
6004045 TRAINING AND EDUCATIONAL SUPPL	0	650	0	650	650
6004046 GAS OIL GREASE AND DIESEL FUEL	900,265	1,049,970	526,525	1,092,875	1,092,875
6004047 TIRES AND TUBES	79,911	83,972	42,607	75,000	75,000
6004048 MISC OPERATIONAL SUPPLIES	32,435	57,000	26,161	57,000	57,000

BROOME COUNTY GOVERNMENT
 REVENUE AND APPROPRIATION SUMMARY BY DEPARTMENT

FUND: 2040 Transit Operating
 DEPT: 31000000 Public Transportation

Account	2018 Actuals	2019 Budget	2019 YTD Actuals As of 08/30/19	2020 Budget Requested	2020 Budget Recommended
6004052 UNIFORMS	5,877	9,500	6,291	9,500	9,500
6004054 SAFETY SUPPLIES	3,714	3,000	1,190	3,000	3,000
6004055 COMPUTER SOFTWARE AND SUPPLIES	3,162	0	0	0	0
6004100 POSTAGE AND FREIGHT	295	500	236	500	500
6004101 TELEPHONE	19,089	16,236	10,174	18,817	18,817
6004105 DUES AND MEMBERSHIPS	2,500	2,625	2,664	2,625	2,625
6004106 GENERAL OFFICE EXPENSES	99	200	99	200	200
6004112 BLDG GROUNDS AND EQUIP REPAIR	22,882	11,500	7,955	13,500	13,500
6004113 WATER AND SEWAGE CHARGES	13,289	16,200	7,948	19,200	19,200
6004115 ELECTRIC CURRENT	66,573	78,000	38,568	78,000	78,000
6004117 BUILDING AND GROUNDS EXPENSES	47,494	40,000	34,671	44,000	44,000
6004121 LAUNDRY AND DRY CLEANING EXPEN	11,902	11,500	6,058	11,500	11,500
6004130 MOTOR EQUIP REPAIRS AND MAINT	103,745	104,160	85,610	132,160	132,160
6004136 OPERATIONAL EQUIPMENT REPAIRS	2,380	1,500	410	1,500	1,500
6004137 ADVERTISING AND PROMOTION EXPE	736	25,000	5,340	25,000	25,000
6004138 OTHER OPERATIONAL EXPENSES	29,536	123,972	77,018	123,640	123,640
6004144 DIAL-A-BUS-HANDICAPPED	987,704	983,510	534,404	1,000,230	1,000,230
6004160 MILEAGE AND PARKING-LOCAL	122	50	21	50	50
6004161 TRAVEL HOTEL AND MEALS	5,671	4,500	7,169	4,500	4,500
6004162 EDUCATION AND TRAINING	2,820	7,885	7,830	1,500	1,500
6004165 ADVISORY BD/TRUSTEES EXPENSES	0	800	607	800	800
6004169 DAY TRIP MEAL REIMBURSEMENT	0	50	0	50	50
6004192 SOFTWARE MAINTENANCE	6,200	6,200	836	6,200	6,200
6004196 COPYING MACHINE RENTALS	721	2,242	1,159	2,242	2,242
6004200 PROPERTY LOSS	8,639	2,434	30,233	0	0
6004203 INSURANCE CLAIMS	123,470	11,947	38,470	0	0
6004400 MEDICAL AND PHYSICAL EXAMS	5,275	5,000	2,850	5,000	5,000
6004504 OTHER FINANCIAL SERVICES	1,610	1,457	448	1,257	1,257
6004594 LOSS ON DISPOSITION OF ASSETS	1,039	0	0	0	0
0000040 Contractual Expenditures Totals	3,238,136	3,100,264	1,900,320	3,214,996	3,214,996
0000041 Chargeback Expenses					
6004602 INSURANCE PREMIUM CHARGEBACK	169,352	155,179	77,590	137,751	137,751
6004604 DPW SECURITY CHARGEBACKS	144,425	146,321	73,161	244,326	244,326
6004614 OTHER CHARGEBACK EXPENSES	4,500	0	4,200	0	0
6004619 BUILDING SERVICE CHARGEBACK	72,553	73,377	37,588	88,529	88,529
6004634 Indirect Costs - Excess of Bud	413,704	0	0	0	0
0000041 Chargeback Expenses Totals	804,534	374,877	192,539	470,606	470,606

REPORT:BP032

BROOME COUNTY GOVERNMENT
REVENUE AND APPROPRIATION SUMMARY BY DEPARTMENT

FUND: 2040 Transit Operating

DEPT: 31000000 Public Transportation

Account	2018 Actuals	2019 Budget	2019 YTD Actuals As of 08/30/19	2020 Budget Requested	2020 Budget Recommended
0000042 Depreciation					
6004801 DEPRECIATION - BUILDINGS	579,044	0	0	0	0
6004803 DEPRECIATION - IMPROV O/T BLDG	50,286	0	0	0	0
6004804 DEPRECIATION - MOTOR VEHICLES	1,016,961	0	0	0	0
6004805 DEPRECIATION - MACHINERY & EQU	37,922	0	0	0	0
0000042 Depreciation Totals	1,684,213	0	0	0	0
0000060 Principal on Indebtedness					
6006000 PRINCIPAL ON SERIAL BONDS	0	198,638	0	208,516	208,516
6006001 PRINCIPAL ON BANS	0	146,574	0	161,838	161,838
0000060 Principal on Indebtedness Totals	0	345,212	0	370,354	370,354
0000070 Interest on Indebtedness					
6007000 INTEREST ON SERIAL BONDS	92,029	84,776	26,225	74,936	74,936
6007001 INTEREST ON BANS	14,296	16,790	5,658	31,977	31,977
6007005 INTEREST ON CAPITAL LEASE	403	0	0	0	0
0000070 Interest on Indebtedness Totals	106,728	101,566	31,883	106,913	106,913
0000080 Employee Benefits					
6008001 STATE RETIREMENT	-73,272	613,559	399,506	712,654	712,654
6008002 SOCIAL SECURITY	328,159	351,460	173,674	396,527	396,527
6008004 WORKERS COMPENSATION	561,669	616,254	308,127	599,601	599,601
6008005 WORKERS COMP LT LIABILITY	-1,163,945	0	0	0	0
6008006 LIFE INSURANCE	1,185	1,245	452	1,545	1,545
6008007 HEALTH INSURANCE	749,328	802,851	489,660	986,024	986,024
6008009 RETIREE HEALTH INSURANCE	870,384	930,043	611,147	956,993	956,993
6008010 DISABILITY INSURANCE	732	792	460	1,056	1,056
6008011 UNEMPLOYMENT INSURANCE	3,894	0	6,051	0	0
6008013 HEALTH INS - RETIRE INCENTIVE	-13,052	0	0	0	0
6008015 PENSION EXPENSE	640,005	0	0	0	0
0000080 Employee Benefits Totals	1,905,087	3,316,204	1,989,077	3,654,400	3,654,400
0000090 Transfers					
6009002 TRANSFER TO GRANT FUND	0	543,861	0	0	0

REPORT:BP032

BROOME COUNTY GOVERNMENT
REVENUE AND APPROPRIATION SUMMARY BY DEPARTMENT

FUND: 2040 Transit Operating
DEPT: 31000000 Public Transportation

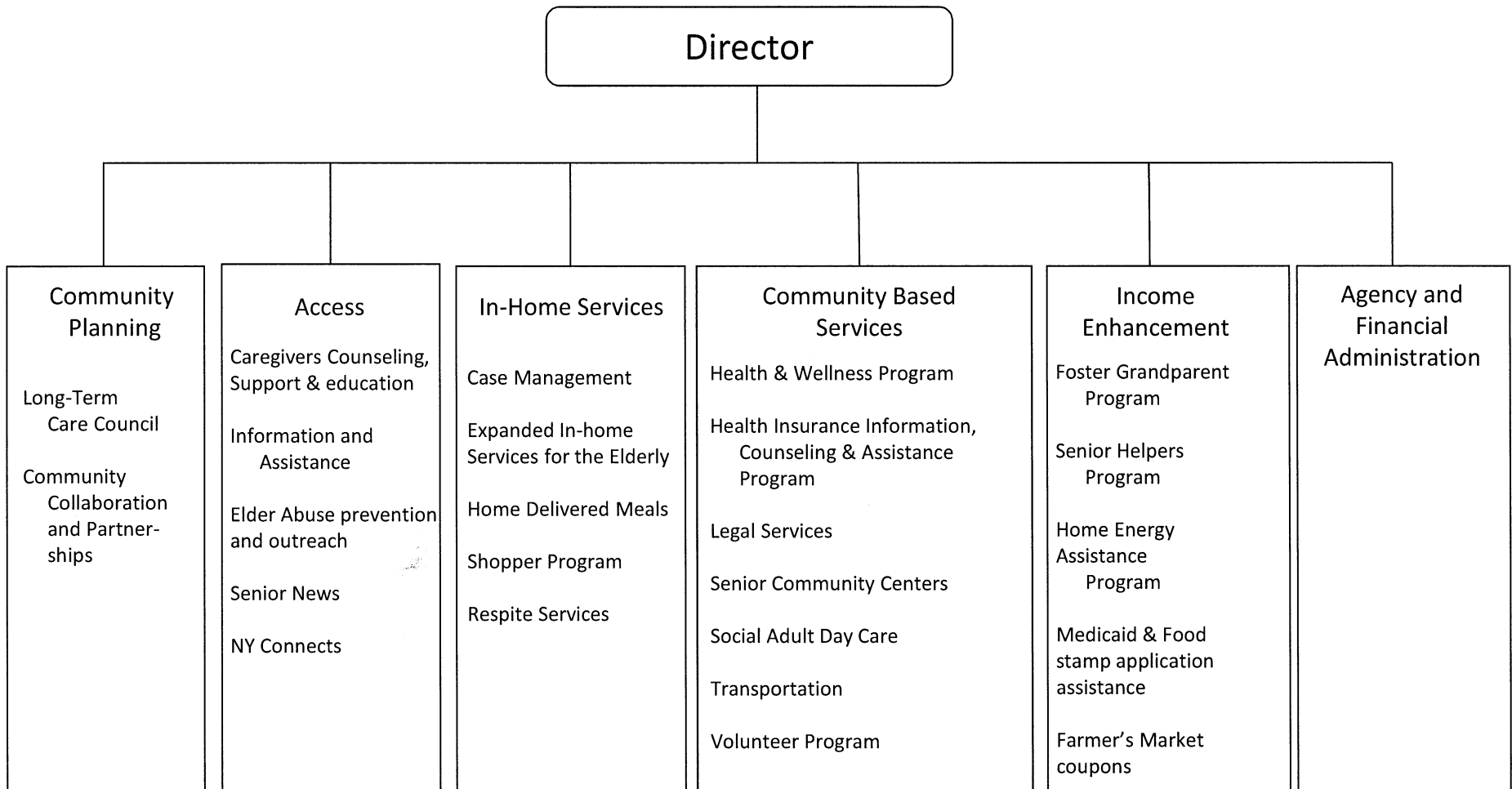
Account	2018 Actuals	2019 Budget	2019 YTD Actuals As of 08/30/19	2020 Budget Requested	2020 Budget Recommended
0000090 Transfers Totals	0	543,861	0	0	0
Exp Totals for Dept: 31000000	12,274,296	12,334,022	6,541,896	13,023,334	13,023,334
Total for Dept: 31000000	756,103	-64,963	-1,696,007	0	0

This page is intentionally left blank

Economic Assistance and Opportunity

<u>Department/Division</u>	<u>Page</u>
Office for Aging	318
Social Services	
Central Administration	324
Administrative Services	333
Support Services	337
Certification	343
Services	349
Social Service Programs	354
Veterans Services	360

Office for Aging



Office for Aging

Mission Statement

To improve and enrich the quality of life for all older persons residing in Broome County by promoting the dignity and independence of the older person and ensuring comprehensive and coordinated services are readily available while fostering public awareness of the value and contribution of older persons to the community.

Description

The Broome County Office for Aging is one of 59 area agencies on aging in New York State. The agency is dedicated to being a focal point for information, advocacy, and coordination of aging services. Services are provided directly by the agency and through contracts with 20 community organizations. Through several locations and programs, the Office for Aging annually provides services to 25% of the senior population of the County.

The Office for Aging services falls into four main categories.

- Access
Caregiver Counseling and Support, NY Connects, Information and Assistance, Intake, Elder Abuse Prevention and Outreach and *Senior News* monthly newsletter.
- In-home Services
Case Management, Expanded In-home Services for the Elderly, Home Delivered Meals and Shopper Program.
- Community Based Services
Health and Wellness Programs, Health Insurance Information, Counseling and Assistance Program, Legal Services, Senior Community Centers, Social Adult Day Care, Transportation and the Volunteer Program.
- Income Enhancement
Senior Helpers Program, Foster Grandparent Program, Medicaid and Food Stamp application assistance, Farmers

Market coupons, and Home Energy Assistance Program (HEAP).

2020 Objectives

- To move forward with a plan to develop a fee for services option for unmet needs.
- To adjust services based on available funding and service requests.
- To move forward in developing a business case to bring in additional revenue sources from Managed Medicare companies.
- To serve as a leader in coordinating community efforts to define and prioritize needs and plan services to meet those needs of the growing senior population in Broome County.
- To continue our outreach efforts to assure we are reaching those who are most in need of service, including those who are frail, low income, minority, isolated, and those who are caregivers of seniors within our community.

2020 Budget Highlights

- Over the past few years the Office for Aging has seen steady revenues in mortgage tax, which is the dedicated funding stream for the agency. We anticipate this trend to continue and have projected accordingly. The department is submitting a budget for 2020 that increases the net county support slightly from 2019, while maintaining current service levels to the older adults of Broome County. This was achieved by scrutinizing each grant budget, utilizing a few minor revenue increases, along with efforts to obtain more private funding to support programs and services.
- The submitted budget includes several decreases in expenditures and projected revenue increases. We continue to look for ways that we can save additional dollars throughout all our programs while maintaining a constant service level.

Office for Aging 34010006

<u>Title of Position</u>	<u>Grade/Unit</u>	2018 <u>Actuals</u>	As of July 5,2019 Current <u>Authorized</u>	2020 <u>Requested</u>	2020 <u>Recommended</u>
<u>Full-Time Positions</u>					
Director of OFA	F Admin	1	1	1	1
Fiscal Services Administrator	24 Admin	1	1	1	1
Caseworker	16 CSEA	1	1	1	1
Secretary	13 CSEA	1	1	1	1
Account Clerk	7 CSEA	1	1	1	1
Total Full-Time Positions		5	5	5	5
<u>Part-Time Positions</u>					
Senior Account Clerk	9 CSEA	1	1	1	1
Leisure Time Activities Leader	7 CSEA	1	1	1	1
Total Part-Time Positions		2	2	2	2
Total Positions		7	7	7	7

BROOME COUNTY GOVERNMENT
 REVENUE AND APPROPRIATION SUMMARY BY DEPARTMENT

FUND: 1010 General Operating
 DEPT: 34000000 Office for Aging

Account	2018 Actuals	2019 Budget	2019 YTD Actuals As of 08/30/19	2020 Budget Requested	2020 Budget Recommended
0000002 Departmental Income					
5000106 MORTGAGE TAX	962,717	1,050,000	742,408	1,050,000	1,050,000
5000215 MLTC FEES	0	0	-37	0	0
5000324 OFA CHARGEBACKS 1-3	191,320	179,989	97,331	205,362	205,362
0000002 Departmental Income Total	1,154,037	1,229,989	839,702	1,255,362	1,255,362
0000007 Misc Interfund Revenues					
5000545 CREDIT CARD REBATES	957	0	416	0	0
5000546 Trust Account Inflows	3,674	0	0	0	0
0000007 Misc Interfund Revenues Total	4,631	0	416	0	0
Rev Totals for Dept: 34000000	1,158,668	1,229,989	840,118	1,255,362	1,255,362
0000010 Personnel Service					
6001000 SALARIES FULL-TIME	262,074	270,250	169,172	276,580	276,580
6001001 SALARIES PART-TIME	34,764	47,722	26,555	44,544	44,544
0000010 Personnel Service Totals	296,838	317,972	195,727	321,124	321,124
0000040 Contractual Expenditures					
6004010 BOOKS AND SUBSCRIPTIONS	301	250	0	250	250
6004012 OFFICE SUPPLIES	2,372	2,744	1,428	2,749	2,749
6004021 BLDG MAINTENANCE SUPPLIES	700	100	397	600	600
6004022 FUEL AND HEATING SUPPLIES	13,970	12,800	8,134	13,050	13,050
6004023 BLDG AND GROUNDS SUPPLIES	913	500	437	750	750
6004048 MISC OPERATIONAL SUPPLIES	796	816	600	608	608
6004100 POSTAGE AND FREIGHT	15	0	0	0	0
6004101 TELEPHONE	4,214	4,240	2,825	4,240	4,240
6004105 DUES AND MEMBERSHIPS	698	675	675	675	675
6004106 GENERAL OFFICE EXPENSES	699	778	699	778	778
6004113 WATER AND SEWAGE CHARGES	1,505	1,625	707	1,600	1,600
6004115 ELECTRIC CURRENT	22,267	23,087	14,295	22,587	22,587
6004117 BUILDING AND GROUNDS EXPENSES	24,887	25,382	15,416	28,178	28,178
6004120 KITCHEN & DINING ROOM EXPENSES	107	0	0	0	0

REPORT:BP032

BROOME COUNTY GOVERNMENT
REVENUE AND APPROPRIATION SUMMARY BY DEPARTMENT

FUND: 1010 General Operating
DEPT: 34000000 Office for Aging

Account	2018 Actuals	2019 Budget	2019 YTD Actuals As of 08/30/19	2020 Budget Requested	2020 Budget Recommended
6004137 ADVERTISING AND PROMOTION EXPE	0	50	0	50	50
6004138 OTHER OPERATIONAL EXPENSES	1,766	1,868	1,621	1,810	1,810
6004139 Trust Account Outflows	51,447	0	0	0	0
6004165 ADVISORY BD/TRUSTEES EXPENSES	145	125	82	125	125
6004196 COPYING MACHINE RENTALS	782	2,878	1,560	2,520	2,520
6004504 OTHER FINANCIAL SERVICES	264	636	251	0	0
0000040 Contractual Expenditures Totals	127,848	78,554	49,127	80,570	80,570
0000041 Chargeback Expenses					
6004602 INSURANCE PREMIUM CHARGEBACK	3,319	3,807	1,903	3,455	3,455
0000041 Chargeback Expenses Totals	3,319	3,807	1,903	3,455	3,455
0000060 Principal on Indebtedness					
6006008 PRINCIPAL ON CAPITAL LEASE	1,249	0	0	0	0
0000060 Principal on Indebtedness Totals	1,249	0	0	0	0
0000070 Interest on Indebtedness					
6007005 INTEREST ON CAPITAL LEASE	311	0	0	0	0
0000070 Interest on Indebtedness Totals	311	0	0	0	0
0000080 Employee Benefits					
6008001 STATE RETIREMENT	44,843	53,346	36,131	52,501	52,501
6008002 SOCIAL SECURITY	20,354	24,326	13,226	24,567	24,567
6008004 WORKERS COMPENSATION	15,803	11,686	6,236	8,802	8,802
6008006 LIFE INSURANCE	99	105	37	105	105
6008007 HEALTH INSURANCE	81,808	86,154	53,488	90,464	90,464
6008009 RETIREE HEALTH INSURANCE	357,395	392,598	263,763	435,796	435,796
6008010 DISABILITY INSURANCE	389	400	254	440	440
6008013 HEALTH INS - RETIRE INCENTIVE	9,972	0	0	0	0
0000080 Employee Benefits Totals	530,663	568,615	373,135	612,675	612,675
0000090 Transfers					
6009002 TRANSFER TO GRANT FUND	775,840	782,940	764,320	877,940	877,940

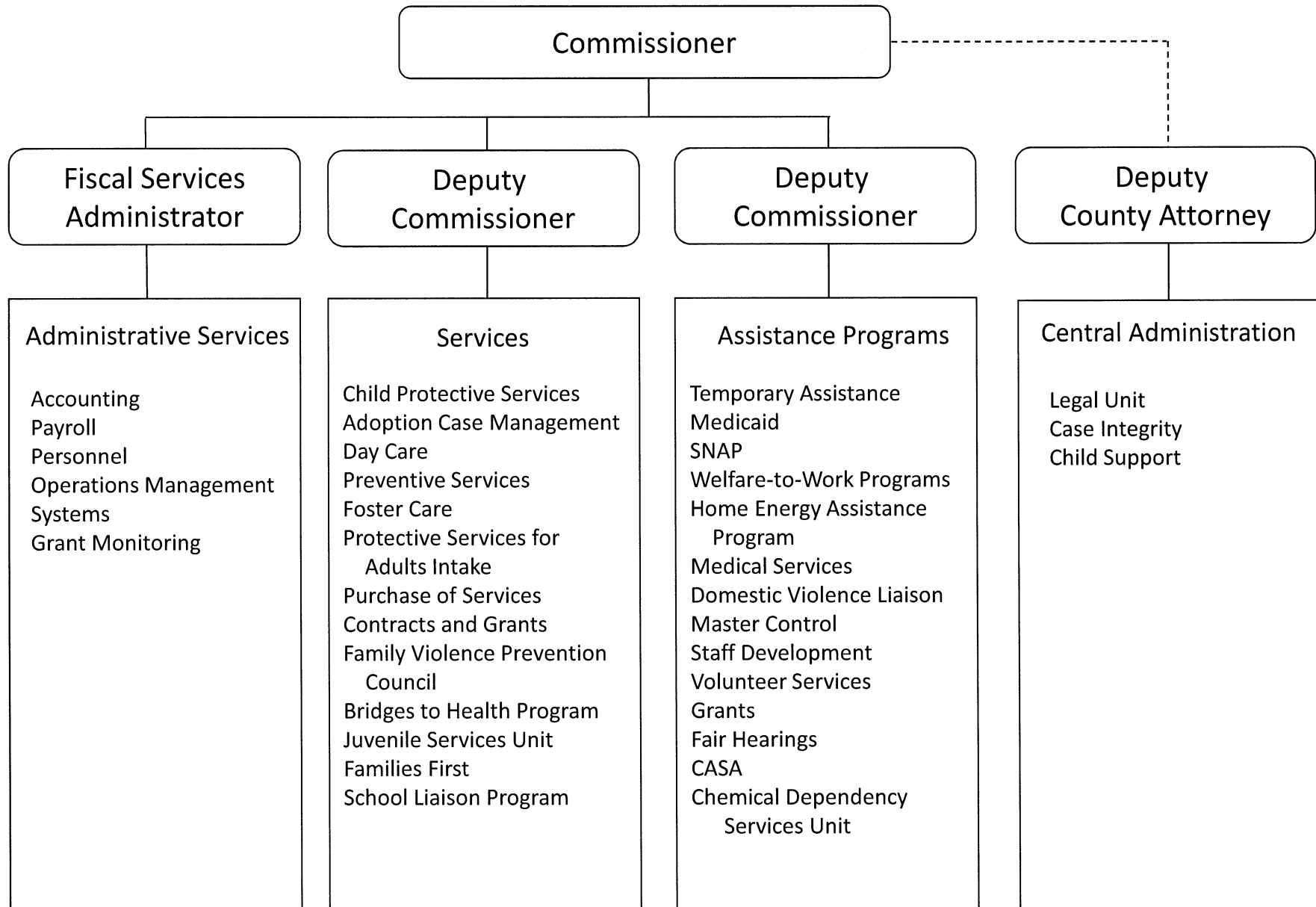
REPORT:BP032

BROOME COUNTY GOVERNMENT
REVENUE AND APPROPRIATION SUMMARY BY DEPARTMENT

FUND: 1010 General Operating
DEPT: 34000000 Office for Aging

Account	2018 Actuals	2019 Budget	2019 YTD Actuals As of 08/30/19	2020 Budget Requested	2020 Budget Recommended
0000090 Transfers Totals	775,840	782,940	764,320	877,940	877,940
Exp Totals for Dept: 34000000	1,736,068	1,751,888	1,384,212	1,895,764	1,895,764
Total for Dept: 34000000	-577,400	-521,899	-544,094	-640,402	-640,402

Social Services



Social Services

Central Administration – 35020006

Mission Statement

Staff Development

The Staff Development, Planning, and Volunteer Services Unit are committed to improving the organization through its employees and to provide services and resources that enable the organization to realize its goals. This division is results-oriented and focuses on continuous improvement in training, planning, and volunteer services.

Family Violence Prevention Council

The mission of the Family Violence Prevention Council is to reduce the incidence and severity of family violence in Broome County including child abuse and neglect, domestic violence, and elder abuse by developing and implementing a comprehensive, coordinated community program for preventing, as well as identifying, assessing, and treating all forms of family violence.

Operations

The Operations Unit is committed to providing quality service and support to the staff and customers of the organization. This unit focuses on continuous improvement in safety and environmental concerns for the organization.

Description

Staff Development

The Staff Development and Planning Unit are in Suite 203 on the second floor of the Main Street office and serve all employees of the

department. The development and maintenance of the department's educational program is a major function of the unit. In addition to the specific duties performed by the unit related to training, planning, and volunteer services, the unit is considered the lead office for major initiatives such as process re-engineering, grant writing, organizational communication, and team facilitation.

Family Violence Prevention Council

The Family Violence Prevention Council office and staff are located in the lower level of the Thomas P. Hoke Human Services Building. There are approximately forty members of the Council and an additional group of volunteers that are members to the ten standing committees of the Council. Members of the Council serve a three-year term and the council meets at least six times per year. The function of the Council is to provide; interagency collaboration, community and professional education, program development, and advocacy.

Operations

The Operations Office is located on the second floor of the Main Street office and serves all employees of the department. Operations include janitorial, maintenance, and courier and mail service, as well as scheduling and maintenance of the agency fleet for staff use in local and out of County travel. Operations tracks and maximizes fleet operations and monitors conditions for safety, security, and cleanliness. In addition, facility projects are coordinated with the landlord, the Department of Public Works, and vendors.

2020 Objectives

Staff Development

Training

- Provide mandatory training programs to all new employees.
- Maintain educational opportunities for employees through SUNY Broome and Binghamton University.
- Provide optimum uses of electronic communication options throughout the training curriculum.

Volunteer Services

- Maintain and/or increase the current level of volunteer service to the department.

Family Violence Prevention Council

The Council has five functions.

Interagency Coordination and Management of Cases

Provide interagency coordination to maximize institutional responses to family violence by encouraging and/or developing mechanisms to facilitate sharing of information among agencies and coordinating the management of cases.

Program Development

Encourage and support the coordinated development of programs and services to provide prompt professional crisis intervention, treatment and prevention services for family violence. The council will review and assess community needs and develop and implement a plan to address those needs.

Training of Professionals

Facilitate early intervention in instances of suspected family violence by supporting and/or providing training for all professionals to increase their skills in identification/assessment, reporting/referral procedures, and appropriate responses.

Community Education

To facilitate the expansion, development, and implementation of education and public information programs designed to inform the community of critical family violence issues, heighten community awareness of resources available to prevent and treat family violence, promote community support for actions directed toward preventing, and responding to family violence.

Advocacy

To affect the formulation of local, state, and federal policy and legislation relating to all aspects of family violence including funding for programs.

The work of the ten committees focuses on these functions.

Operations

- Maximize the high level of fleet usage.
- Purge and destroy old documents and provide for high-density filing systems.

2020 Budget Highlights

Staff Development

- None.

Family Violence Prevention Council

- Projects of the Family Violence Prevention Council are funded by donations from the community.

Operations

- None.

Social Services/Central Administration 35020006

<u>Title of Position</u>	<u>Grade/Unit</u>	<u>2018 Actuals</u>	<u>As of July 5, 2019</u>		<u>2020 Requested</u>	<u>2020 Recommended</u>
			<u>Current Authorized</u>			
<u>Full-Time Positions</u>						
Commissioner of Social Services*	J Admin	1	1		1	1
Staff Development Director	21 BAPA	1	1		1	1
Family Violence Prevention Coordinator	20 CSEA	1	1		1	1
Staff Development Specialist	17 CSEA	1	1		1	1
Secretary	13 CSEA	1	1		1	1
Social Services Operations Coordinator	13 CSEA	1	1		1	1
Senior Social Services Examiner	13 CSEA	1	1		1	1
Courier	9 CSEA	1	1		1	1
Keyboard Specialist	8 CSEA	1	1		1	1
Custodial Worker	AFSCME	1	2		2	2
Total Full-Time Positions		10	11		11	11
<u>Part-Time Positions</u>						
Keyboard Specialist	8 CSEA	1	1		1	1
Total Part-Time Positions		1	1		1	1
Total Positions		11	12		12	12

* One position shared with and partially funded by the Mental Health Department

BROOME COUNTY GOVERNMENT
 REVENUE AND APPROPRIATION SUMMARY
 BY DEPARTMENT AND DIVISION

FUND: 1010 General Operating
 DEPT: 35000000 Social Services
 DIV: 02 Soc Svcs-Central Admin

Account	2018 Actuals	2019 Budget	2019 YTD Actuals As of 08/30/19	2020 Budget Requested	2020 Budget Recommended
0000002 Departmental Income					
5000152 REPAYMENTS OF TANF	0	1,100,056	702,324	1,083,045	1,083,045
5000156 REPAYMENTS OF SAFETY NET	0	0	279,203	424,487	424,487
5000183 MISCELLANEOUS CONTRIBUTIONS	5,592	0	17,465	0	0
5000239 CSE PLACEMENTS	339,489	326,400	300,228	350,208	350,208
5000312 RENTAL CHARGEBACKS	55,320	53,903	28,198	0	0
5000331 CHARGEBACK TO GRANTS	321,906	379,223	150,159	429,829	429,829
5000333 OTHER DEPARTMENTAL CHARGEBACK	38,142	35,000	0	35,000	35,000
5000426 MISCELLANEOUS	1,574	2,442	2,072	2,411	2,411
0000002 Departmental Income Totals	762,023	1,897,024	1,479,649	2,324,980	2,324,980
0000003 Use of Money					
5000451 INTEREST AND EARNINGS	35,219	38,502	13,906	33,138	33,138
5000470 VENDING MACHINE	2,800	2,198	2,766	2,676	2,676
0000003 Use of Money Totals	38,019	40,700	16,672	35,814	35,814
0000006 Sale of Prop and Comp for Loss					
5000518 SALE OF EQUIPMENT	427	0	0	0	0
0000006 Sale of Prop and Comp for Loss Totals	427	0	0	0	0
0000007 Misc Interfund Revenues					
5000533 UNCLASSIFIED REVENUES	28,502	26,886	19,154	33,266	33,266
5000534 TRANSFER FROM INSURANCE RESERV	14,166	2,678	10,508	0	0
5000543 PRIOR YEAR REFUNDS - TANF	1	0	0	0	0
5000545 CREDIT CARD REBATES	453	0	227	0	0
5000546 Trust Account Inflows	39,448	0	0	0	0
0000007 Misc Interfund Revenues Totals	82,570	29,564	29,889	33,266	33,266
0000008 State Aid					
5000855 SOCIAL SERVICES ADMINISTRATION	4,906,595	6,638,510	2,497,081	6,887,767	6,886,296
0000008 State Aid Totals	4,906,595	6,638,510	2,497,081	6,887,767	6,886,296
0000009 Federal Aid					

REPORT:BP033

BROOME COUNTY GOVERNMENT
REVENUE AND APPROPRIATION SUMMARY
BY DEPARTMENT AND DIVISION

FUND: 1010 General Operating
DEPT: 35000000 Social Services
DIV: 02 Soc Svcs-Central Admin

Account	2018 Actuals	2019 Budget	2019 YTD Actuals As of 08/30/19	2020 Budget Requested	2020 Budget Recommended
5000925 SOCIAL SERVICES ADMINISTRATION	8,536,109	9,933,371	4,992,322	10,071,345	10,065,806
5000926 A 87 FEDERAL REVENUE	593,487	516,727	398,431	571,608	571,608
0000009 Federal Aid Totals	9,129,596	10,450,098	5,390,753	10,642,953	10,637,414
Rev Total for Div: 3502	14,919,230	19,055,896	9,414,044	19,924,780	19,917,770
0000010 Personnel Service					
6001000 SALARIES FULL-TIME	507,963	536,619	342,822	564,478	564,478
6001001 SALARIES PART-TIME	15,416	16,087	6,078	13,265	13,265
6001009 OTHER PERSONNEL SERVICES	275	550	550	550	550
0000010 Personnel Service Totals	523,654	553,256	349,450	578,293	578,293
0000040 Contractual Expenditures					
6004010 BOOKS AND SUBSCRIPTIONS	891	1,500	450	1,500	1,500
6004012 OFFICE SUPPLIES	9,674	10,000	3,147	10,000	10,000
6004022 FUEL AND HEATING SUPPLIES	15,895	18,710	11,241	16,585	16,585
6004023 BLDG AND GROUNDS SUPPLIES	15,030	17,000	7,727	17,000	17,000
6004045 TRAINING AND EDUCATIONAL SUPPL	3,696	3,700	1,935	3,700	3,700
6004046 GAS OIL GREASE AND DIESEL FUEL	3,231	2,000	2,295	3,000	3,000
6004048 MISC OPERATIONAL SUPPLIES	0	0	6	0	0
6004054 SAFETY SUPPLIES	160	720	160	720	720
6004056 COMPUTER EQUIPMENT(NON CAPITAL	0	0	0	36,000	36,000
6004100 POSTAGE AND FREIGHT	41	1,000	0	500	500
6004101 TELEPHONE	4,777	4,000	3,191	5,000	5,000
6004105 DUES AND MEMBERSHIPS	5,510	5,501	340	5,656	5,656
6004106 GENERAL OFFICE EXPENSES	2,598	3,500	773	2,500	2,500
6004111 BUILDING AND LAND RENTAL	838,230	824,995	641,246	872,095	872,095
6004115 ELECTRIC CURRENT	97,430	97,249	55,919	94,228	94,228
6004117 BUILDING AND GROUNDS EXPENSES	16,420	24,492	9,797	23,622	23,622
6004137 ADVERTISING AND PROMOTION EXPE	83	1,000	208	1,000	1,000
6004138 OTHER OPERATIONAL EXPENSES	638	1,000	268	1,000	1,000
6004139 Trust Account Outflows	5,050	0	0	0	0
6004160 MILEAGE AND PARKING-LOCAL	310	210	144	210	210
6004161 TRAVEL HOTEL AND MEALS	2,234	1,000	1,735	1,500	1,500
6004162 EDUCATION AND TRAINING	1,094	1,000	1,183	1,000	1,000

BROOME COUNTY GOVERNMENT
 REVENUE AND APPROPRIATION SUMMARY
 BY DEPARTMENT AND DIVISION

FUND: 1010 General Operating
 DEPT: 35000000 Social Services
 DIV: 02 Soc Svcs-Central Admin

Account	2018 Actuals	2019 Budget	2019 YTD Actuals As of 08/30/19	2020 Budget Requested	2020 Budget Recommended
6004164 NON-EMPLOYEE TRAVEL HOTEL & ME	4,367	8,610	3,212	5,418	5,418
6004168 OTHER PERSONNEL EXPENSES	60	120	0	120	120
6004169 DAY TRIP MEAL REIMBURSEMENT	20	200	30	100	100
6004196 COPYING MACHINE RENTALS	19,231	28,260	19,538	28,880	28,880
6004200 PROPERTY LOSS	13,666	2,678	4,236	0	0
6004203 INSURANCE CLAIMS	500	0	6,422	0	0
6004500 ACCTG AND COST ALLOCATION SERV	7,000	7,000	7,000	7,000	7,000
6004573 OTHER FEES FOR SERVICES	65,325	55,000	15,000	50,000	50,000
6004591 CASH SHORT AND OVER	20	0	0	0	0
6005003 DISCOVERY CENTER	5,000	5,000	0	5,000	5,000
6005016 BROOME CO COOP EXT ASSN	406,832	442,592	331,944	442,592	442,592
0000040 Contractual Expenditures Totals	1,545,013	1,568,037	1,129,147	1,635,926	1,635,926
0000041 Chargeback Expenses					
6004602 INSURANCE PREMIUM CHARGEBACK	44,387	38,832	19,416	24,799	24,799
6004604 DPW SECURITY CHARGEBACKS	1,349,241	1,423,947	693,316	1,463,167	1,456,414
6004605 COUNTY ATTORNEY CHARGEBACKS	1,094,072	1,211,979	489,045	1,372,598	1,366,468
6004606 TELEPHONE BILLING ACCOUNT	10,375	13,781	5,532	13,876	13,876
6004609 DATA PROCESSING CHARGEBACKS	495,797	614,217	312,392	564,895	564,895
6004614 OTHER CHARGEBACK EXPENSES	209,993	396,185	156,140	383,200	383,200
6004615 GASOLINE CHARGEBACK	31,641	42,000	12,907	42,000	42,000
6004616 FLEET SERVICE CHARGEBACK	63,000	63,168	63,168	66,304	66,304
6004617 DUPLICATING/PRINTING CHARGEBACK	41,865	49,741	23,877	40,519	40,519
6004618 OFFICE SUPPLIES CHARGEBACK	102,759	133,239	53,086	100,837	100,837
6004619 BUILDING SERVICE CHARGEBACK	92,268	111,541	44,388	114,846	114,846
6004626 TRANSPORTATION SERVICES CHARGE	68,724	63,707	63,707	73,825	73,825
0000041 Chargeback Expenses Totals	3,604,122	4,162,337	1,936,974	4,260,866	4,247,983
0000060 Principal on Indebtedness					
6006008 PRINCIPAL ON CAPITAL LEASE	8,455	0	0	0	0
0000060 Principal on Indebtedness Totals	8,455	0	0	0	0
0000070 Interest on Indebtedness					
6007005 INTEREST ON CAPITAL LEASE	1,231	0	0	0	0
0000070 Interest on Indebtedness Totals	1,231	0	0	0	0

REPORT:BP033

BROOME COUNTY GOVERNMENT
REVENUE AND APPROPRIATION SUMMARY
BY DEPARTMENT AND DIVISION

FUND: 1010 General Operating
DEPT: 35000000 Social Services
DIV: 02 Soc Svcs-Central Admin

Account	2018 Actuals	2019 Budget	2019 YTD Actuals As of 08/30/19	2020 Budget Requested	2020 Budget Recommended
0000080 Employee Benefits					
6008001 STATE RETIREMENT	76,888	82,277	50,076	88,025	88,025
6008002 SOCIAL SECURITY	38,148	42,281	25,336	44,199	44,199
6008004 WORKERS COMPENSATION	6,671	9,915	3,384	9,613	9,613
6008006 LIFE INSURANCE	158	180	58	180	180
6008007 HEALTH INSURANCE	84,997	100,578	60,742	114,284	114,284
6008009 RETIREE HEALTH INSURANCE	92,416	88,360	70,430	110,893	110,893
6008010 DISABILITY INSURANCE	683	640	383	704	704
0000080 Employee Benefits Totals	299,961	324,231	210,409	367,898	367,898
Exp Total for Div: 3502	5,982,436	6,607,861	3,625,980	6,842,983	6,830,100
Total for Div: 35000000	8,936,794	12,448,035	5,788,064	13,081,797	13,087,670

Social Services

Administrative Services - 35010006

Mission Statement

The Administrative Services Unit of the Department of Social Services ensures the department's compliance with fiscal and operation policies dictated by the federal and state governments regarding claims and revenue. It is this department's goal to assist county government in understanding and pursuing the most advantageous use of our welfare funding.

Description

Administrative Services is responsible for a variety of functions. Including budget preparation, fiscal planning, accounting, security, operations management, resources, third party health insurance, and personnel as provided for in Article XVII (1) (a) of the New York State Constitution, and various sections, Title 18 of the New York State Code Rules and Regulations.

2020 Objectives

- Prepare a budget that will meet the needs of our clients and be financially sound.
- Provide timely and accurate payments to clients and to providers on behalf of our clients in all program areas.
- Prepare monthly claims for state and federal reimbursement of program and administrative expenditures.
- Assist external auditors in their audit of department records.
- Maintain individual personnel files for all employees which includes: personnel data records (PDRs), leave of absences and disability forms, bi-weekly payroll, and computerized sick and vacation records for more accurate and efficient record keeping.

2020 Budget Highlights

- Ongoing re-engineering effort to focus on efficiencies and cost reductions.
- Conduct a department wide imaging program to increase efficiencies and reduce dependence on paper files.
- Fiscal measurement reporting has been rolled out and will continue to be reviewed monthly.
- Document, update and flow chart all financial processes to enhance departmental controls and optimize process efficiencies.

Social Services/Administrative Services 35010006

<u>Title of Position</u>	<u>Grade/Unit</u>	As of July 5, 2019			
		<u>2018 Actuals</u>	<u>Current Authorized</u>	<u>2020 Requested</u>	<u>2020 Recommended</u>
<u>Full-Time Positions</u>					
Fiscal Services Administrator	24 Admin	1	1	1	1
Accounting Supervisor Grade A	21 BAPA	0	1	1	1
Senior Accountant	18 BAPA	1	0	0	0
Accountant (County)	16 CSEA	1	1	1	1
Resource Consultant	14 CSEA	1	1	1	1
Welfare Management Systems Assistant	13 CSEA	1	1	1	1
Principal Account Clerk	13 CSEA	4	4	4	4
Secretary	13 CSEA	1	1	1	1
Senior Account Clerk	9 CSEA	5	5	5	5
Keyboard Specialist	8 CSEA	2	2	2	2
Senior Clerk	8 CSEA	3	3	3	3
Account Clerk	7 CSEA	1	1	1	1
Clerk	6 CSEA	1	1	1	1
Total Full-Time Positions		22	22	22	22
<u>Part-Time Positions</u>					
None					
Total Part-Time Positions		0	0	0	0
Total Positions		22	22	22	22

BROOME COUNTY GOVERNMENT
 REVENUE AND APPROPRIATION SUMMARY
 BY DEPARTMENT AND DIVISION

FUND: 1010 General Operating
 DEPT: 35000000 Social Services
 DIV: 01 Soc Svcs-Admin Svcs

Account	2018 Actuals	2019 Budget	2019 YTD Actuals As of 08/30/19	2020 Budget Requested	2020 Budget Recommended
35000000 Social Services					
0000007 Misc Interfund Revenues					
5000546 Trust Account Inflows	1	0	0	0	0
0000007 Misc Interfund Revenues Totals	1	0	0	0	0
Rev Total for Div: 3501	1	0	0	0	0
0000010 Personnel Service					
6001000 SALARIES FULL-TIME	795,508	863,901	446,219	834,197	834,197
6001003 SALARIES OVERTIME	0	3,090	1,254	3,090	3,090
0000010 Personnel Service Totals	795,508	866,991	447,473	837,287	837,287
0000040 Contractual Expenditures					
6004012 OFFICE SUPPLIES	1,386	5,000	798	5,000	5,000
6004161 TRAVEL HOTEL AND MEALS	1,318	3,000	1,524	3,000	3,000
6004162 EDUCATION AND TRAINING	363	725	227	725	725
6004169 DAY TRIP MEAL REIMBURSEMENT	0	250	0	250	250
0000040 Contractual Expenditures Totals	3,067	8,975	2,549	8,975	8,975
0000041 Chargeback Expenses					
6004606 TELEPHONE BILLING ACCOUNT	4,416	6,822	2,560	8,963	8,963
0000041 Chargeback Expenses Totals	4,416	6,822	2,560	8,963	8,963
0000080 Employee Benefits					
6008001 STATE RETIREMENT	118,661	138,615	76,219	129,028	129,028
6008002 SOCIAL SECURITY	55,709	66,323	32,237	64,053	64,053
6008004 WORKERS COMPENSATION	10,479	15,537	5,289	15,025	15,025
6008006 LIFE INSURANCE	314	330	99	330	330
6008007 HEALTH INSURANCE	212,676	234,781	109,134	211,037	211,037
6008009 RETIREE HEALTH INSURANCE	126,927	138,988	87,628	136,300	136,300
6008010 DISABILITY INSURANCE	1,635	1,600	759	1,760	1,760
6008011 UNEMPLOYMENT INSURANCE	801	0	5,358	0	0

REPORT:BP033

BROOME COUNTY GOVERNMENT
REVENUE AND APPROPRIATION SUMMARY
BY DEPARTMENT AND DIVISION

FUND: 1010 General Operating
DEPT: 35000000 Social Services
DIV: 01 Soc Svcs-Admin Svcs

Account	2018 Actuals	2019 Budget	2019 YTD Actuals As of 08/30/19	2020 Budget Requested	2020 Budget Recommended
6008013 HEALTH INS - RETIRE INCENTIVE	1,219	0	0	0	0
0000080 Employee Benefits Totals	528,421	596,174	316,723	557,533	557,533
Exp Total for Div: 3501	1,331,412	1,478,962	769,305	1,412,758	1,412,758
Total for Div: 35000000	-1,331,411	-1,478,962	-769,305	-1,412,758	-1,412,758

Social Services

Support Services - 35060006

Mission Statement

Master Control

Provide vital and diversified service to all divisions in the department.

Child Support Enforcement Unit (CSEU)/Support Collection Unit (SCU)

The Child Support Enforcement Unit (CSEU) and the Support Collection Unit (SCU) are responsible for establishing and enforcing support orders against legally responsible relatives, and on behalf of Temporary Assistance applicants/recipients, as well as for non-applicant/recipient individuals who make application for child support services. These units are also responsible for establishment of paternity for all children born out of wedlock for these applicants as well, as necessary. The CSEU also has a responsibility to secure a court order for third party health insurance on behalf of all children in receipt of Temporary Assistance and Medicaid only benefits. Additionally, the SCU has primary responsibility to collect, monitor, and enforce all support as ordered made payable through it by any court of competent jurisdiction.

CASA

Within the scope of the Medicaid program, CASA has the responsibility for initial and ongoing assessment of health needs and developing a plan of care for individuals and families, including monitoring levels of care, in Personal Care Services and other long-term care programs.

Medical Services

Medical Services assists applicants with benefits through the Social Security Administration.

Welfare Management System (WMS)

The Welfare Management System (WMS) Division administers local Department of Social Services electronic data processing and Administrative systems. This division also coordinates the interface between the WMS, the Medicaid Management Information System (MMIS), the Electronic Medicaid Eligibility Verification System (EMEVS), the Electronic Benefit Issuance Control Subsystem (EBICS), the Client Notice System (CNS), and in the mechanism for issuance of the Common Benefit Identification Card (CBIC).

Additionally, the division maintains the overall responsibility for all Electronic Data Processing (EDP) procedures that affect the department, including maximizing the efficiency of the department by designing and implementing personal computer applications. Electronic Benefit Transfer (EBT) Electronic procedure that allows recipients the ability to redeem benefits directly from authorized vendors and ATM machines. The Welfare Management System is authorized under Title 18, Part 655.1, Chapter 2 subchapter g, of the New York State Social Services Law.

Description

Master Control

This unit prepares Temporary Assistance, non-Temporary Assistance SNAP, and Medicaid applications assigning case numbers, and entering each one into the Master Control database. Master Control prepares statistical reports, orders and distributes state and local forms. Master Control is the records custodian for all active,

ancillary, and closed Temporary Assistance, SNAP, and Medicaid cases. The unit also houses three scanning stations and is responsible to oversee scanning all temporary assistance openings and denials; Temporary Assistance Recertification and miscellaneous paperwork from TA Undercare and SNAP. The Master Control staff is also responsible for the finger imaging of all applicants for the Temporary Assistance, and the issuing of benefit cards for Expedited SNAP and Temporary Assistance applicants and recipients. Staff are also responsible for greeting and directing visitors to our Main Street Waiting Room, including assisting with the use of our Kiosks. They are also responsible for the loading and entering of appointments into our electronic scheduling database.

Child Support Enforcement Unit (CSEU) and Support Collection Unit (SCU)

CSEU: location of non-custodial parents (NCP), financial investigation of NCP, health insurance investigation, non-support and/or paternity petition preparation and filing, arrange (County provided) legal representation as necessary and appropriate, assistance with identifying and obtaining any and all supportive information or documentation, preparation of any and all other documentation as necessary, monitor and maintain case, update and re-investigate as needed.

SCU: Receive order of support from various courts, create and maintain support account, collect and disburse support payments, prepare and file non-payment violation petitions. Submits accounts for eligible enforcement processes, including but not limited to income execution for immediate wage withholding, federal and New York State Tax Intercept, property execution, and revocation of driving privileges.

2020 Objectives

Master Control

- Provide ongoing records management for Social Services case documents.
- Provide support services for Temporary Assistance, Medical Assistance, and Non-Public Assistance SNAP case preparation and department-wide telephone support.
- Enter case numbers and corresponding information into the Master Control database.
- Scan Temporary Assistance and SNAP cases as they close, or are denied, to aid in our space problem.
- Provide exemplary customer service to all.
- Finger image applicants according to the AFIS plan of operation.
- Provide excellent customer service at the reception area of the Main Street waiting room.

Child Support Enforcement Unit (CSEU) and Support Collection Unit (SCU)

- Increase total child support collections for 2020.
- Filling of existing staff vacancy's in both the SCU and the CSEU.
- Meet or exceed federal and New York State mandated performances measures through intensive review of cases identified by NYS's Department of Child Support Enforcement. Review of over 2,200 cases will result in additional petition filings for paternity and support, in addition to securing court orders for third party health insurance. Approval of overtime funding will assist in case review. Securing orders for child support and third-party health insurance are potential cost avoidance for Broome County.

CASA

- Monitor service provision in Personal Care Services and other long-term care programs. Services for personal care patients include monitoring levels of care, informing patients of their rights, and insuring appropriateness of care requested.

Medical Services

- Continue to assist applicants with benefits through the Social Security Administration.
- Implement New York State Medicaid Redesign Team Projects aimed at reforming the system and reducing costs, including Managed Care Benefit Expansion and the transition of Administration of the Medicaid program to New York State.

Welfare Management System (WMS)

- Implement various applications including Connections and voice recognition software.
- Develop applications for the Viking.
- Implement records imaging solution for the department.
- Develop Human Services Enterprise Network (HSEN) to fully integrate the state and local systems.
- Develop reports using the Sidney on SQL Server and COGNOS Impromptu.
- Process all applications and authorizations in data entry within a 24 to 36-hour timeframe.

2020 Budget Highlights

Master Control

- Provide case file management support for 12,000 Assistance Program applicants.

- Scan, index, commit, and quality control assurance for 350,000 documents annually.
- Greet and direct over 170,000 consumers annually to our Main Street Waiting Room.

Child Support Enforcement Unit (CSEU) and Support Collection Unit (SCU)

- Through full staffing, meet or exceed number of child support petitions filed in 2019, which will lead to increase in child support collected.
- To increase the unit's Paternity Establishment Percentage (PEP) from 94.91% as of January 31, 2019 to 95.00% by December 31, 2020. The minimum federal performance standard for this category is 90.00%.
- Increase the unit's Support Enforcement Performance (SEP) to meet or exceed the minimum federal performance standard of 80%. Broome is currently at 91.64% as of January 31, 2019.

CASA

- Authorize over 120,000 hours of personal care services to allow individuals to remain in their homes rather than a higher level of care.

Medical Services

- Assist over 250 applicants for Social Security benefits saving \$1,500,000 of local share dollars.

Welfare Management System (WMS)

- Provide 15,831 authorizations per month.
- Perform 316,620 transactions per month.

Social Services/Support Services 35060006

<u>Title of Position</u>	<u>Grade/Unit</u>	As of July 5, 2019			
		<u>2018 Actuals</u>	<u>Current Authorized</u>	<u>2020 Requested</u>	<u>2020 Recommended</u>
<u>Full-Time Positions</u>					
Systems Analyst	24 BAPA	0	1	1	1
Welfare Management Systems Coordinator	20 BAPA	1	1	1	1
Coordinator of Child Support Enforcement	20 BAPA	1	1	1	1
Supervising Support Investigator	17 BAPA	1	1	1	1
Support Collection Supervisor	17 BAPA	1	1	1	1
Coordinator of Volunteer Services	16 BAPA	1	1	1	1
Senior Support Investigator	16 CSEA	1	1	1	1
Assistant Support Collection Supervisor	13 CSEA	1	1	1	1
Family Court Liaison	12 CSEA	2	2	2	2
Social Services Examiner	11 CSEA	1	1	1	1
Support Investigator	11 CSEA	10	10	10	10
Child Support Specialist	9 CSEA	5	5	5	5
Senior Account Clerk	9 CSEA	2	2	2	2
Data Entry Machine Operator	8 CSEA	5	5	5	5
Keyboard Specialist	8 CSEA	3	3	3	3
Senior Clerk	8 CSEA	1	1	1	1
Account Clerk	7 CSEA	3	3	3	3
Clerk	6 CSEA	2	2	3	3
Total Full-Time Positions		41	42	43	43
<u>Part-Time Positions</u>					
Systems Analyst	24 BAPA	1	0	0	0
Total Part-Time Positions		1	0	0	0
Total Positions		42	42	43	43

BROOME COUNTY GOVERNMENT
 REVENUE AND APPROPRIATION SUMMARY
 BY DEPARTMENT AND DIVISION

FUND: 1010 General Operating
 DEPT: 35000000 Social Services
 DIV: 06 Soc Svcs-Support Svcs

Account	2018 Actuals	2019 Budget	2019 YTD Actuals As of 08/30/19	2020 Budget Requested	2020 Budget Recommended
0000010 Personnel Service					
6001000 SALARIES FULL-TIME	1,355,770	1,568,814	861,500	1,601,412	1,601,412
6001001 SALARIES PART-TIME	39,864	0	0	0	0
6001003 SALARIES OVERTIME	7,969	1,310	11,217	11,310	11,310
0000010 Personnel Service Totals	1,403,603	1,570,124	872,717	1,612,722	1,612,722
0000040 Contractual Expenditures					
6004012 OFFICE SUPPLIES	30,969	51,993	19,857	51,000	51,000
6004100 POSTAGE AND FREIGHT	1,260	1,328	1,310	1,349	1,349
6004106 GENERAL OFFICE EXPENSES	2,428	2,360	1,486	2,360	2,360
6004160 MILEAGE AND PARKING-LOCAL	0	0	22	0	0
6004161 TRAVEL HOTEL AND MEALS	2,104	1,500	1,659	1,500	1,500
6004162 EDUCATION AND TRAINING	0	500	0	500	500
6004168 OTHER PERSONNEL EXPENSES	534	150	622	2,556	2,556
6004169 DAY TRIP MEAL REIMBURSEMENT	75	200	10	200	200
6004196 COPYING MACHINE RENTALS	1,792	4,800	3,584	4,800	4,800
6004402 LAB SERVICES	11,248	15,200	6,650	14,250	14,250
0000040 Contractual Expenditures Totals	50,410	78,031	35,200	78,515	78,515
0000041 Chargeback Expenses					
6004606 TELEPHONE BILLING ACCOUNT	7,319	14,130	4,284	15,470	15,470
6004610 PERSONNEL SERVICES CHARGEBACKS	13,804	15,625	8,682	14,457	14,457
0000041 Chargeback Expenses Totals	21,123	29,755	12,966	29,927	29,927
0000060 Principal on Indebtedness					
6006008 PRINCIPAL ON CAPITAL LEASE	2,333	0	0	0	0
0000060 Principal on Indebtedness Totals	2,333	0	0	0	0
0000070 Interest on Indebtedness					
6007005 INTEREST ON CAPITAL LEASE	721	0	0	0	0
0000070 Interest on Indebtedness Totals	721	0	0	0	0

REPORT:BP033

BROOME COUNTY GOVERNMENT
REVENUE AND APPROPRIATION SUMMARY
BY DEPARTMENT AND DIVISION

FUND: 1010 General Operating
DEPT: 35000000 Social Services
DIV: 06 Soc Svcs-Support Svcs

Account	2018 Actuals	2019 Budget	2019 YTD Actuals As of 08/30/19	2020 Budget Requested	2020 Budget Recommended
0000080 Employee Benefits					
6008001 STATE RETIREMENT	205,927	242,008	126,161	239,672	239,672
6008002 SOCIAL SECURITY	100,479	120,881	62,204	123,219	123,219
6008004 WORKERS COMPENSATION	19,318	28,231	9,604	27,285	27,285
6008006 LIFE INSURANCE	577	630	191	645	645
6008007 HEALTH INSURANCE	309,384	359,327	186,603	397,290	397,290
6008009 RETIREE HEALTH INSURANCE	168,054	173,780	114,286	174,084	174,084
6008010 DISABILITY INSURANCE	2,592	2,880	1,492	3,256	3,256
6008011 UNEMPLOYMENT INSURANCE	12,046	0	0	0	0
6008013 HEALTH INS - RETIRE INCENTIVE	5,876	0	0	0	0
0000080 Employee Benefits Totals	824,253	927,737	500,541	965,451	965,451
Exp Total for Div: 3506	2,302,443	2,605,647	1,421,424	2,686,615	2,686,615
Total for Div: 35000000	-2,302,443	-2,605,647	-1,421,424	-2,686,615	-2,686,615

Social Services

Certification – 35030006

Includes Public Assistance, Medical Assistance, Supplemental Nutrition Assistance Program, Welfare to Work.

Mission Statement

Temporary Assistance

To determine initial and continuing eligibility for cash grant programs, including emergency assistance, within statutory time limits and ensuring program integrity; to utilize diversion such as one-time cash assistance or referral to other programs or benefits. Enable recipients to achieve self-sufficiency by utilizing aggressive case management with the assistance of the Welfare to Work unit. Temporary assistance is administered under the authority of the New York State Social Services Law and Title 18 of the New York Code of Rules and Regulations.

Medical Assistance

To determine initial and continuing eligibility for medical assistance, within statutory time limits, responsively and accurately to facilitate self-sufficiency; to utilize third party health insurance and Medicare benefits; to maximize federal reimbursement through the utilization of federal categories; to involve eligible Medicaid recipients in managed care. Ensure level of care assessments and referrals for community placements or in-home services are provided in the least restrictive but most appropriate setting. Medical assistance is administered under the authority of the New York State Health Department Law and Title 18 of the New York Code of Rules and Regulations.

Supplemental Nutrition Assistance Program (SNAP)

To determine initial and continuing eligibility for SNAP, within statutory time limits, responsively and accurately; to refer appropriate food stamp recipients to the Welfare to Work unit for participation in employment programs to facilitate self-sufficiency; to increase participation in the program in line with New York State directives; to comply with additional New York State program initiatives such as e-filing, and other facilitated application services; to comply with current program requirements of Electronic Benefit Transfer and Home Energy Assistance Program (HEAP). SNAP is administered under the authority of the New York State Social Services Law, Title 18 of the New York Code of Rules and Regulations, and Title 7 of the United States Code of Rules and Regulations.

Welfare to Work

To enable applicants and recipients of public assistance and SNAP to achieve their maximum level of self-support through the provision of the services, training, education, and supportive services needed to help them overcome barriers to employment and meet the mandates of federal welfare reform legislation. Programs include work experience, job search, job development, and on the job training. The departments' welfare to work program also includes the SNAP Employment and Training Program.

2020 Objectives

- Establish the most efficient business processes to ensure our expanding caseload is well served at our current staffing levels.

Temporary Assistance

- Reduce the need for temporary assistance by assisting applicants in achieving self-sufficiency through diversion.
- Ensure assessment and participation of clients in work programs through integration with the Welfare to Work unit.
- Ensure Temporary Assistance applicants are provided benefits in a professional, efficient manner within prescribed timeframes.

Medical Assistance

- Defray costs by maximizing other health care alternatives such as third-party insurance, managed care, Medicare, and community clinics.
- Attend community and educational meetings and trainings related to the State take-over of the Medicaid Program with community providers.
- Provide level of care assessments and appropriate placements for Medicaid recipients and in-home services in the least restrictive setting that meets the consumers' needs.

Supplemental Nutrition Assistance Program (SNAP)

- Increase client participation in the program as mandated by New York State directives including the Working Families Initiative and utilization of the "my benefits" state website.
- Maintain program integrity and statutory timeframes for case determination.
- Ensure compliance with all applicable regulatory requirements.

Welfare to Work

- Monitor processes and work activities to ensure efforts assist the agency in meeting participation rates mandated by state and federal legislation.
- Promote and monitor new policies which immediately engage all employable applicants in work activities that will lead to the elimination or reduction in their need for public assistance and/or SNAP.
- Interface Welfare to Work and other assistance program staff and community agencies to coordinate Welfare to Work activities.

2020 Budget HighlightsTemporary Assistance

- Divert 30% of new applicants to other resources to eliminate the need for Temporary Assistance.
- Refer 100% of new applicants to the FEDS/EVR process.

Medical Assistance

- Refer 100% of eligible Medicaid recipients to managed care programs.
- Assist 100% of the MAGI Medicaid population to navigate the Health Exchange.
- Make initial determinations for chronic care Medicaid within the state statutory time frames.
- Make initial determinations for SSI-related Medicaid within the state statutory time frame of 45 days from application date.

Supplemental Nutrition Assistance Program (SNAP)

- Ensure timeliness of determinations for SNAP benefits to ensure they are within the New York State statutory time limit of thirty days from application date.
- Review and process 100% of SNAP applications eligible for expedited service within five business days.
- Bring error rate to state acceptable standards through enhanced quality control and staff training.

Welfare to Work

- Work with community agencies to expand and develop new work sites, projects, and job skills trainings for consumers.
- Enable 750 recipients to secure employment.
- Secure SSI/SSD for 220 disabled TANF and Safety Net recipients.

Social Services/Certification 35030006

<u>Title of Position</u>	<u>Grade/Unit</u>	2018 <u>Actuals</u>	As of July 5, 2019 Current <u>Authorized</u>	2020 <u>Requested</u>	2020 <u>Recommended</u>
<u>Full-Time Positions</u>					
Deputy Commissioner of Social Services	E Admin	1	1	1	1
Director of Temporary Assistance & Employment	24 BAPA	0	1	1	1
Head Social Services Examiner	21 BAPA	1	0	0	0
Senior Employment Coordinator	21 BAPA	1	0	0	0
Employment Coordinator	18 BAPA	1	1	1	1
Human Services Coordinator II	20 CSEA	2	2	2	2
Case Supervisor Grade B*	20 CSEA	1	1	0	0
Senior Caseworker**	18 CSEA	2	2	3	3
Principal Social Services Examiner	17 CSEA	6	6	6	6
Caseworker/Trainee***	16/14 CSEA	10	10	12	12
Job Developer	16 CSEA	1	1	1	1
Drug Abuse Counselor	14 CSEA	1	1	1	1
Secretary	13 CSEA	1	1	1	1
Senior Social Services Examiner	13 CSEA	16	16	16	16
Principal Clerk	12 CSEA	0	1	1	1
Social Services Examiner	11 CSEA	32	32	32	32
Job Coach	10 CSEA	0	1	1	1
Keyboard Specialist	8 CSEA	5	5	5	5
Clerk	6 CSEA	2	2	2	2
Total Full-Time Positions		83	84	86	86
<u>Part-Time Positions</u>					
None					
Total Part-Time Positions		0	0	0	0
Total Positions		83	84	86	86

*One position moved to 35050006 in 2020

**One position moved from 35050006 in 2020

***One position moved from 35050006 in 2020

BROOME COUNTY GOVERNMENT
 REVENUE AND APPROPRIATION SUMMARY
 BY DEPARTMENT AND DIVISION

FUND: 1010 General Operating
 DEPT: 35000000 Social Services
 DIV: 03 Soc Svcs-Certification

Account	2018 Actuals	2019 Budget	2019 YTD Actuals As of 08/30/19	2020 Budget Requested	2020 Budget Recommended
0000010 Personnel Service					
6001000 SALARIES FULL-TIME	3,219,690	3,504,628	2,105,386	3,550,398	3,550,398
6001003 SALARIES OVERTIME	4,831	3,000	2,390	4,000	4,000
0000010 Personnel Service Totals	3,224,521	3,507,628	2,107,776	3,554,398	3,554,398
0000040 Contractual Expenditures					
6004012 OFFICE SUPPLIES	8,716	13,000	3,995	13,000	13,000
6004023 BLDG AND GROUNDS SUPPLIES	337	288	160	264	264
6004111 BUILDING AND LAND RENTAL	25,264	45,944	45,044	74,167	74,167
6004117 BUILDING AND GROUNDS EXPENSES	13,207	16,436	698	346	346
6004138 OTHER OPERATIONAL EXPENSES	28	15	11	13	13
6004147 OTHER PROGRAM EXPENSE	0	0	1,727	3,000	3,000
6004160 MILEAGE AND PARKING-LOCAL	119	0	39	0	0
6004161 TRAVEL HOTEL AND MEALS	1,415	1,500	706	1,500	1,500
6004162 EDUCATION AND TRAINING	238	150	119	150	150
6004169 DAY TRIP MEAL REIMBURSEMENT	71	150	50	150	150
6004303 JOBS - ADMINISTRATION	1,428	1,000	258	1,000	1,000
0000040 Contractual Expenditures Totals	50,823	78,483	52,807	93,590	93,590
0000041 Chargeback Expenses					
6004604 DPW SECURITY CHARGEBACKS	12,685	12,732	6,268	18,858	12,105
6004606 TELEPHONE BILLING ACCOUNT	19,198	30,110	10,048	32,532	32,532
6004619 BUILDING SERVICE CHARGEBACK	4,948	4,733	2,326	4,337	4,337
0000041 Chargeback Expenses Totals	36,831	47,575	18,642	55,727	48,974
0000060 Principal on Indebtedness					
6006008 PRINCIPAL ON CAPITAL LEASE	23,368	0	0	0	0
0000060 Principal on Indebtedness Totals	23,368	0	0	0	0
0000070 Interest on Indebtedness					
6007005 INTEREST ON CAPITAL LEASE	6,460	0	0	0	0
0000070 Interest on Indebtedness Totals	6,460	0	0	0	0

REPORT:BP033

BROOME COUNTY GOVERNMENT
REVENUE AND APPROPRIATION SUMMARY
BY DEPARTMENT AND DIVISION

FUND: 1010 General Operating
DEPT: 35000000 Social Services
DIV: 03 Soc Svcs-Certification

Account	2018 Actuals	2019 Budget	2019 YTD Actuals As of 08/30/19	2020 Budget Requested	2020 Budget Recommended
0000080 Employee Benefits					
6008001 STATE RETIREMENT	470,250	535,660	298,188	532,765	532,765
6008002 SOCIAL SECURITY	232,736	268,338	152,866	271,912	271,912
6008004 WORKERS COMPENSATION	43,636	63,037	21,456	60,954	60,954
6008006 LIFE INSURANCE	1,168	1,260	421	1,275	1,275
6008007 HEALTH INSURANCE	611,012	701,779	382,009	684,979	684,979
6008009 RETIREE HEALTH INSURANCE	551,662	596,192	393,853	633,492	633,492
6008010 DISABILITY INSURANCE	6,140	6,400	3,452	7,216	7,216
6008011 UNEMPLOYMENT INSURANCE	4,588	0	12,053	0	0
6008013 HEALTH INS - RETIRE INCENTIVE	19,706	0	0	0	0
0000080 Employee Benefits Totals	1,940,898	2,172,666	1,264,298	2,192,593	2,192,593
Exp Total for Div: 3503	5,282,901	5,806,352	3,443,523	5,896,308	5,889,555
Total for Div: 35000000	-5,282,901	-5,806,352	-3,443,523	-5,896,308	-5,889,555

Social Services Services – 35050006

Mission Statement

The Services Division provides support, counseling, case management, and case planning to children, adults, and families whose health and safety are at risk due to abuse, neglect, maltreatment, or dysfunction.

Description

Whenever possible, services are provided to prevent out of home placement. If placement out of the home is required, the lowest level of care, that is appropriate, is sought for the shortest duration possible. Services are provided in accordance with federal and state mandates, laws, and regulations. Services include the following areas: child protective, adult protective, foster care, day care, adoption, preventive, and auxiliary services.

2020 Objectives

- Timely investigations by Child Protective Services (CPS) of all reports made to the State Central Registry.
- Continue to promote “Safe Sleep”, through community outreach and education.
- Decrease use of congregate care placements.
- Increase the number of children placed in relative foster care, by prioritizing placement with relatives. Educate staff on options so they can have informed conversations with relatives. Increase family finding ability through training and technology.
- Implementation of the Redlich Horwitz grant. The Department was awarded \$300,000 over the course of two years to increase relative foster care and decrease congregate care.
- Provide supportive and rehabilitative services to families whose children’s health and safety are at risk in order to reduce the likelihood of out of home placement.
- Achieve timely permanency for all children in foster care.
- Provide affordable quality child care to eligible families.
- Provide services and referrals to victims of domestic violence.
- Monitor performance improvement plans for child welfare outcomes.
- Continue implementation of “Raise the Age” legislation, as the age of criminal responsibility goes up to eighteen.
- Monitor outcomes for the preventive partnerships with Binghamton, Maine Endwell, and Whitney Point school districts (local share paid by school), that places caseworkers in the schools.
- Decrease the use of the Emergency Shelter for initial foster home placements by prioritizing placement with relatives and if that is not possible children will be placed in regular foster care.
- Initiate a gatekeeping function of high-level approval for congregate care placements.
- Regularly review children’s foster care status and stays during Permanency Planning Review Team meetings.
- Open appropriate cases for on-going preventive services.
- Assess services along the Juvenile Justice continuum in order to provide the most intensive services to those most likely to go into placements.
- Promote and provide educational opportunities to lessen child abuse, elder abuse, and domestic violence.

➤ **2020 Budget Highlights**

- Decrease congregate care placements.
- Increase kinship foster care placements.
- Decrease detention placements.
- Maintain successful preventive programs at full capacity.
- Investigate 4,000 reports of abuse and neglect.
- Investigate 550 reports of adult abuse and neglect.
- Provide preventive purchase of services to 450 cases per month.
- Free 40 children for adoption.
- Place 30 children for adoption.
- Provide day care to 1,400 children per month.
- Increase KinGap placements.
- Challenge of continuing to implement Raise the Age legislation.

Social Services/Services 35050006

<u>Title of Position</u>	<u>Grade/Unit</u>	2018 <u>Actuals</u>	As of July 5, 2019 <u>Current Authorized</u>	2020 <u>Requested</u>	2020 <u>Recommended</u>
<u>Full-Time Positions</u>					
Deputy Comm. of Social Services	E Admin	1	1	1	1
Case Supervisor Grade A	23 BAPA	3	3	3	3
Office Manager	16 BAPA	1	1	1	1
Clinical Social Worker	21 CSEA	1	1	1	1
Case Supervisor Grade B*	20 CSEA	13	14	15	15
Senior Caseworker**	18 CSEA	22	23	22	22
Intensive Case Manager	18 CSEA	4	4	4	4
Principal Social Services Examiner	17 CSEA	1	1	1	1
Caseworker/Trainee***	16/14 CSEA	64	66	65	65
Senior Social Services Examiner	13 CSEA	0	1	1	1
Secretary	13 CSEA	2	2	2	2
Social Services Examiner	11 CSEA	1	0	0	0
Senior Account Clerk	9 CSEA	2	2	2	2
Community Services Worker	8 CSEA	6	6	5	5
Keyboard Specialist	8 CSEA	6	6	6	6
Total Full-Time Positions		127	131	129	129
<u>Part-Time Positions</u>					
None					
Total Part-Time Positions		0	0	0	0
Total Positions		127	131	129	129

*One position moved from 35030006 in 2020

**One position moved to 35030006 in 2020

***One position moved to 35030006 in 2020

REPORT:BP033

BROOME COUNTY GOVERNMENT
REVENUE AND APPROPRIATION SUMMARY
BY DEPARTMENT AND DIVISION

FUND: 1010 General Operating
DEPT: 35000000 Social Services
DIV: 05 Soc Svcs- Svcs

Account	2018 Actuals	2019 Budget	2019 YTD Actuals As of 08/30/19	2020 Budget Requested	2020 Budget Recommended
0000010 Personnel Service					
6001000 SALARIES FULL-TIME	5,427,713	5,975,523	3,445,826	6,373,733	6,373,733
6001002 SALARIES TEMPORARY	33,007	30,000	4,650	30,000	30,000
6001003 SALARIES OVERTIME	193,047	125,160	112,404	134,700	134,700
6001008 STAND-BY PAY	14,555	14,820	8,950	14,820	14,820
0000010 Personnel Service Totals	5,668,322	6,145,503	3,571,830	6,553,253	6,553,253
0000040 Contractual Expenditures					
6004012 OFFICE SUPPLIES	7,947	13,260	5,855	12,550	12,550
6004040 MOTOR EQUIPMENT SUPPLIES	0	1,000	375	1,000	1,000
6004041 PHOTOGRAPHIC SUPPLIES	42	500	0	500	500
6004048 MISC OPERATIONAL SUPPLIES	0	500	0	0	0
6004102 TELEPHONE EQUIPMENT	696	0	660	2,640	2,640
6004147 OTHER PROGRAM EXPENSE	237,893	225,000	67,035	225,000	225,000
6004160 MILEAGE AND PARKING-LOCAL	17,091	18,000	10,854	18,000	18,000
6004161 TRAVEL HOTEL AND MEALS	20,278	11,000	12,149	18,000	18,000
6004162 EDUCATION AND TRAINING	803	1,000	2,594	1,000	1,000
6004164 NON-EMPLOYEE TRAVEL HOTEL & ME	6,191	3,500	3,423	5,000	5,000
6004168 OTHER PERSONNEL EXPENSES	0	0	435	0	0
6004169 DAY TRIP MEAL REIMBURSEMENT	2,436	2,500	1,043	2,500	2,500
6004400 MEDICAL AND PHYSICAL EXAMS	24,856	27,000	17,432	27,000	27,000
6004538 LEGAL CHARGES AND FEES	0	5,000	6,000	4,000	4,000
6004573 OTHER FEES FOR SERVICES	990	1,500	180	1,000	1,000
0000040 Contractual Expenditures Totals	319,223	309,760	128,035	318,190	318,190
0000041 Chargeback Expenses					
6004606 TELEPHONE BILLING ACCOUNT	85,929	73,358	41,083	106,298	106,298
0000041 Chargeback Expenses Totals	85,929	73,358	41,083	106,298	106,298
0000080 Employee Benefits					
6008001 STATE RETIREMENT	816,725	910,512	507,344	972,680	972,680
6008002 SOCIAL SECURITY	411,112	483,797	258,131	501,329	501,329
6008004 WORKERS COMPENSATION	74,244	119,366	36,766	103,929	103,929
6008006 LIFE INSURANCE	1,826	1,965	632	1,950	1,950
6008007 HEALTH INSURANCE	972,691	1,105,628	636,450	1,223,166	1,223,166

REPORT:BP033

BROOME COUNTY GOVERNMENT
 REVENUE AND APPROPRIATION SUMMARY
 BY DEPARTMENT AND DIVISION

FUND: 1010 General Operating
 DEPT: 35000000 Social Services
 DIV: 05 Soc Svcs- Svcs

Account	2018 Actuals	2019 Budget	2019 YTD Actuals As of 08/30/19	2020 Budget Requested	2020 Budget Recommended
6008009 RETIREE HEALTH INSURANCE	818,646	868,452	602,748	945,278	945,278
6008010 DISABILITY INSURANCE	9,183	10,080	5,485	11,000	11,000
6008011 UNEMPLOYMENT INSURANCE	5,052	0	0	0	0
6008013 HEALTH INS - RETIRE INCENTIVE	10,593	0	0	0	0
0000080 Employee Benefits Totals	3,120,072	3,499,800	2,047,556	3,759,332	3,759,332
Exp Total for Div: 3505	9,193,546	10,028,421	5,788,504	10,737,073	10,737,073
Total for Div: 35000000	-9,193,546	-10,028,421	-5,788,504	-10,737,073	-10,737,073

Social Services

Social Services Programs – 35070006

Mission Statement

Promote self-sufficiency and assure the protection of vulnerable individuals. We strive to have an organization, which values the needs of the customers, the contributions of the staff, and the participation of the community. This vision shall be achieved through a culture, which encourages continuous improvement.

2020 Objectives

- Provide supportive transitional services, such as childcare, transportation, medical assistance and other benefits that enable recipients to increase and sustain their ability to maintain employment and become self-sufficient.
- Reduce the local cost of assistance payments through aggressive procurement of alternative benefits, diversion efforts, and enhanced FDS programs.
- Aggressively work with TANF recipients to ensure progress toward self-sufficiency during the five-year limitation.
- Reduce care days in foster care with emphasis on reducing residential and detention placements and focus on placing children with relatives where appropriate.

2020 Budget Highlights

- Savings in residential placements.
- Savings in Safety Net expenditures.
- Use of detention only when warranted.
- Monitoring Raise the Age placements.

REPORT:BP033

BROOME COUNTY GOVERNMENT
REVENUE AND APPROPRIATION SUMMARY
BY DEPARTMENT AND DIVISION

FUND: 1010 General Operating
DEPT: 35000000 Social Services
DIV: 04 Soc Svcs-Intergov Transfers

Account	2018 Actuals	2019 Budget	2019 YTD Actuals As of 08/30/19	2020 Budget Requested	2020 Budget Recommended
0000040 Contractual Expenditures					
6004305 MMIS MEDICAL ASSISTANCE	1,274,179	960,023	0	1,383,035	1,304,188
0000040 Contractual Expenditures Totals	1,274,179	960,023	0	1,383,035	1,304,188
Exp Total for Div: 3504	1,274,179	960,023	0	1,383,035	1,304,188
Total for Div: 35000000	-1,274,179	-960,023	0	-1,383,035	-1,304,188

REPORT:BP033

BROOME COUNTY GOVERNMENT
REVENUE AND APPROPRIATION SUMMARY
BY DEPARTMENT AND DIVISION

FUND: 1010 General Operating
DEPT: 35000000 Social Services
DIV: 07 Soc Svcs-Social Svcs Programs

Account	2018 Actuals	2019 Budget	2019 YTD Actuals As of 08/30/19	2020 Budget Requested	2020 Budget Recommended
0000002 Departmental Income					
5000152 REPAYMENTS OF TANF	882,062	59,238	51,690	88,276	88,276
5000154 REPAYMENTS OF AID-CHILD CARE	220,831	693,088	258,564	499,330	499,330
5000156 REPAYMENTS OF SAFETY NET	1,537,549	1,710,299	689,274	1,347,920	1,347,920
5000157 REPAYMENTS OF ADULTS	2,637	2,173	1,603	2,216	2,216
5000158 REPAYMENTS OF BURIALS	69,685	53,448	50,223	65,269	65,269
5000159 REPAYMENTS OF SERV FOR RECIPIE	85	0	140	0	0
5000243 REPAYMENTS OF AID-JD/PINS	28,670	67,170	20,322	42,592	42,592
5000244 REPAYMENTS OF VA BURIALS	1,361	2,811	254	1,376	1,376
5000336 VA BURIALS CHARGEBACK	59,228	50,925	17,183	52,360	52,360
0000002 Departmental Income Totals	2,802,108	2,639,152	1,089,253	2,099,339	2,099,339
0000006 Sale of Prop and Comp for Loss					
5000512 MINOR SALES OTHER	1	0	0	0	0
0000006 Sale of Prop and Comp for Loss Totals	1	0	0	0	0
0000007 Misc Interfund Revenues					
5000530 REFUNDS OF PRIOR YEARS EXPENDI	18,459	11,404	13,909	8,461	8,461
5000543 PRIOR YEAR REFUNDS - TANF	12,998	6,853	12,367	9,869	9,869
5000544 PRIOR YEAR REFUNDS - SN	46,562	21,264	41,593	28,952	28,952
0000007 Misc Interfund Revenues Totals	78,019	39,521	67,869	47,282	47,282
0000008 State Aid					
5000853 MEDICAL ASSISTANCE	0	0	-4,656	0	0
5000854 TANF	13,484	0	513,855	0	0
5000855 SOCIAL SERVICES ADMINISTRATION	45,500	297,660	46,674	297,432	297,432
5000857 CHILD CARE SCHOOL DISTRICTS	305,186	331,400	164,844	311,808	311,808
5000858 CHILD CARE/FOSTER CARE (ADC)	5,477,907	5,807,590	3,862,284	5,923,177	5,923,177
5000859 JUVENILE DELINQUENT	571,575	3,821,215	0	455,435	455,435
5000861 SAFETY NET	2,875,542	3,120,140	1,369,350	3,133,342	3,133,342
5000862 EMERGENCY AID TO ADULTS	111,380	131,414	55,616	118,892	118,892
5000863 BURIALS	56,376	58,725	24,012	58,725	58,725
5000882 JD/PINS HOMES/INSTITUTIONS-ADC	742,757	831,579	437,414	685,770	685,770
5000884 POS	916,315	776,824	388,156	807,496	807,496
5000885 VA BURIALS	6,264	6,264	2,610	6,264	6,264
5000889 RAISE THE AGE	0	0	77,293	3,372,395	3,372,395

BROOME COUNTY GOVERNMENT
 REVENUE AND APPROPRIATION SUMMARY
 BY DEPARTMENT AND DIVISION

FUND: 1010 General Operating
 DEPT: 35000000 Social Services
 DIV: 07 Soc Svcs-Social Svcs Programs

Account	2018 Actuals	2019 Budget	2019 YTD Actuals As of 08/30/19	2020 Budget Requested	2020 Budget Recommended
0000008 State Aid Totals	11,122,286	15,182,811	6,937,452	15,170,736	15,170,736
0000009 Federal Aid					
5000924 TANF	10,151,774	11,475,762	4,631,513	11,086,724	11,086,724
5000925 SOCIAL SERVICES ADMINISTRATION	94,286	79,045	156,559	77,932	77,932
5000927 FOSTER CARE (ADC)	5,955,604	5,689,448	2,915,213	6,260,677	6,260,677
5000928 SAFETY NET	379,261	370,598	223,527	447,455	447,455
5000929 SERVICES FOR RECIPIENTS	581,630	813,733	701,731	815,182	815,182
5000953 EAF TANF	1,602,914	1,225,319	361,500	1,140,352	1,140,352
5000954 EAF JD/PINS	898,757	849,282	398,777	990,811	990,811
5000955 EAF POS	646,271	772,012	386,297	772,012	772,012
5000956 JD/PINS HOMES/INSTITUTIONS-ADC	521,861	865,722	227,241	762,406	762,406
5000960 CHILD CARE FUNDS	-69,910	21,466	-212,756	7,066	7,066
0000009 Federal Aid Totals	20,762,448	22,162,387	9,789,602	22,360,617	22,360,617
Rev Total for Div: 3507	34,764,862	40,023,871	17,884,176	39,677,974	39,677,974
0000040 Contractual Expenditures					
6004300 PURCHASE OF SERVICES	1,510,282	1,401,713	579,618	1,483,279	1,483,279
6004302 TANF DAY CARE	409,364	540,000	292,207	525,600	525,600
6004305 MMIS MEDICAL ASSISTANCE	37,019,255	36,974,860	25,597,980	36,974,860	36,974,860
6004306 SECURE DETENTION	23,722	1,580,676	200,371	240,000	240,000
6004308 TANF	9,871,185	11,160,000	5,974,381	10,800,000	10,800,000
6004309 EAF/TANF	355,737	375,000	183,689	375,000	375,000
6004311 INST PLACEMENT SCHOOL DISTRICT	1,242,105	1,200,000	713,820	1,200,000	1,200,000
6004312 FOSTER CARE HOMES/INSTITUTE-CW	2,445,743	2,721,322	1,415,954	2,117,573	2,117,573
6004313 FOSTER CARE HOMES/INSTITUTE-AD	12,518,851	11,586,482	7,757,195	12,696,562	12,696,562
6004315 FOSTER CARE NS DETENTION	759,859	3,883,395	410,091	624,500	624,500
6004316 JD/PINS INSTITUTIONS-ADC	1,570,413	1,747,421	931,487	1,548,856	1,548,856
6004317 JD CARE IN INSTITUTIONS	189,749	227,534	86,823	141,584	141,584
6004318 STATE TRAINING SCHOOLS	1,144,887	900,000	0	1,100,000	1,100,000
6004319 SAFETY NET	11,532,674	12,840,000	7,331,371	12,600,000	12,600,000
6004320 EMERGENCY AID FOR ADULTS	225,297	265,000	146,473	240,000	240,000
6004321 BURIALS	370,526	382,500	216,402	382,500	382,500
6004326 EAF/POS	1,381,199	1,346,743	636,043	1,369,181	1,369,181
6004327 EAF/FOSTER CARE	2,415,918	2,929,910	1,932,675	3,207,043	3,207,043

REPORT:BP033

BROOME COUNTY GOVERNMENT
REVENUE AND APPROPRIATION SUMMARY
BY DEPARTMENT AND DIVISION

FUND: 1010 General Operating
DEPT: 35000000 Social Services
DIV: 07 Soc Svcs-Social Svcs Programs


Account	2018 Actuals	2019 Budget	2019 YTD Actuals As of 08/30/19	2020 Budget Requested	2020 Budget Recommended
6004328 EAF/JD/PINS	872,981	990,811	478,761	752,148	752,148
6004330 VA BURIALS	67,075	60,000	31,430	60,000	60,000
6004331 RAISE THE AGE	0	0	157,197	3,272,395	3,272,395
6004573 OTHER FEES FOR SERVICES	853,837	771,385	492,073	771,385	771,385
0000040 Contractual Expenditures Totals	86,780,659	93,884,752	55,566,041	92,482,466	92,482,466
0000041 Chargeback Expenses					
6004610 PERSONNEL SERVICES CHARGEBACKS	144,522	260,416	86,425	262,624	262,624
0000041 Chargeback Expenses Totals	144,522	260,416	86,425	262,624	262,624
Exp Total for Div: 3507	86,925,181	94,145,168	55,652,466	92,745,090	92,745,090
Total for Div: 35000000	-52,160,319	-54,121,297	-37,768,290	-53,067,116	-53,067,116

BROOME COUNTY GOVERNMENT
 REVENUE AND APPROPRIATION SUMMARY
 BY DEPARTMENT AND DIVISION

FUND: 1010 General Operating
 DEPT: 35000000 Social Services
 DIV: 08

Account	2018 Actuals	2019 Budget	2019 YTD Actuals As of 08/30/19	2020 Budget Requested	2020 Budget Recommended
0000009 Federal Aid					
5000930 HEAP	7,892,477	0	0	0	0
5000951 FEDERAL AID-HEALTH OTHER	2,655,796	0	0	0	0
0000009 Federal Aid Totals	10,548,273	0	0	0	0
Rev Total for Div: 3508	10,548,273	0	0	0	0
0000040 Contractual Expenditures					
6004305 MMIS MEDICAL ASSISTANCE	2,655,796	0	0	0	0
6004308 TANF	7,892,477	0	0	0	0
0000040 Contractual Expenditures Totals	10,548,273	0	0	0	0
Exp Total for Div: 3508	10,548,273	0	0	0	0
Total for Div: 35000000	0	0	0	0	0
Total for Dept: 35000000	-62,608,005	-62,552,667	-43,402,982	-62,101,108	-62,009,635

Veterans Services



Veterans Services 3600006

Mission Statement

To provide counseling and assistance to veterans and their dependents by making them aware of federal, state and local benefits and to assist preparing, presenting and aid in the prosecution of claims governed by laws under the Department of Veterans Affairs.

Description

The Veterans Service Agency renders a wide variety of services to an estimated 12,598 veterans and their families, of all wars and conflicts, as well as peacetime service. Service is also extended to active duty servicemen/women and their families. Professional assistance and advice is given in the filing of applications for benefits under existing federal, state, and local laws and regulations. It is also a primary function of the office to familiarize veterans and their families of the Department of Veteran's Affairs benefits available to them.

The Veterans Service Agency assists veterans and their families in applying for such benefits as service connected compensation, nonservice connected pensions, widow benefits, referrals for VA Healthcare services, certification of documents, replacement of Separation of Military Service papers, conversion of government insurance, waiver of insurance, Veterans Affairs home loan applications, tax exemption, insurance benefits, headstones or markers, burial benefits, memorial flags, military funerals, and death gratuity pay.

2020 Objectives

- Coordinate all veterans' groups, service organizations in Broome County and county departments to maximize service to veterans and minimize duplication of efforts.
- Review nursing home cases to ensure that veterans and widows are receiving accurate VA pensions with aid and attendance allowance.
- Fund indigent burials of honorably discharged veterans, as well as family members who have died without sufficient means to afford funeral expenses.
- Ensure all honorably discharged veterans' graves have adequate flag holders, flags and headstones for those without markers.
- Maintain professional counseling and make appropriate referrals for veterans' healthcare and mental health evaluations.
- To better assist veterans in applying for, maintaining, and appealing adverse decisions regarding benefits.
- Expand services by conducting home visits to veterans and dependents whose disabilities inhibit their ability to leave their home, and counseling veterans at the local outreach center.
- Participate in continual service officer training.

2020 Budget Highlights

- In providing advocacy services and representation in the development and presentation of claims before the Department of Veterans Affairs, the Veterans Service Agency has played a pivotal role in improving the economic well being of veterans and their dependents residing in Broome County. Per statistics released by the Office of Policy, Planning, and Preparedness of the Department of Veterans Affairs, total expenditures in fiscal year 2018 for Compensation and Pension benefits was \$33,264,000 in direct payments.
- The Compensation and Pension category includes expenditures for the following programs: disability for service-connected injuries; dependency and indemnity compensation for spouses due to veterans' service-connected deaths; pension for non-service connected disabilities; burial benefits; and other benefits to veterans and their survivors.
- In our continual effort to provide enhanced services to our veterans, this office continues to provide support to the Disabled American Veterans Transportation Service. The DAV transport is composed of volunteer drivers operating a shuttle service from veteran's homes to the Binghamton VA Outpatient Clinic and the Syracuse VA Medical Center. The vehicles, fuel, insurance and maintenance are provided by the Syracuse VA Medical Center.
- Provided consultations and advocacy to 992 veterans and their dependents in 2018.
- In addition, assisted with the development and presentation of 218 original and new claims for benefits to the Department of Veterans Affairs.
- Because of aggressive representation, total retroactive benefits paid to veterans and their dependents in 2018 totaled \$748,993.47 and monthly running awards totaled \$194,483.47.
- Utilize an electronic scanning system for all VA documentation, creating paperless files, and eliminating the time-consuming process of filing.
- In 2019, the Agency increased support in the community by awarding financial assistance to local veteran's projects, including: a \$10,000 grant to the Memory Maker Project. Provided financial assistance to ClearPath For Veterans by donating an extended size van to increase their capability to transport veterans to various activities. Additionally, this agency provided support to a local veteran's dog training program, "StandWithMe". It is our goal in 2020 to continue to invest in community initiatives that raise awareness of veterans' needs and interests and improve their quality of life.
- The Veterans Agency continues its partnership with ClearPath For Veterans through a New York State Senate grant to administer the Pfc Dwyer Peer to Peer Mentorship program to raise awareness and address the high suicide rate among veterans.
- Broome County purchased an 80 acre parcel of land, formally the Vestal Hills Country Club in the Town of Binghamton, with plans to create a multi-discipline Veteran's Resource Center. The project will result in a considerable expansion of services provided by the County Veterans Service Agency, the Binghamton Vet Center, ClearPath For Veterans, Southern Tier Veterans Support Group and other interested organizations.

Veterans Services 36000006

<u>Title of Position</u>	<u>Grade/Unit</u>	2018 <u>Actuals</u>	As of July 5,2019 <u>Current Authorized</u>	2020 <u>Requested</u>	2020 <u>Recommended</u>
<u>Full-Time Positions</u>					
Veterans Director	25 Admin	1	1	1	1
Veterans Service Assistant	11 CSEA	1	1	1	1
Custodial Worker*	AFSCME	0	0	1	1
Total Full-Time Positions		2	2	3	3
<u>Part-Time Positions</u>					
Veterans Service Officer	11 CSEA	1	1	1	1
Veterans Service Assistant	11 CSEA	2	2	0	0
Senior Clerk	8 CSEA	0	0	1	1
Total Part-Time Positions		3	3	2	2
Total Positions		5	5	5	5

*Funded July 1,2020

REPORT:BP032

BROOME COUNTY GOVERNMENT
REVENUE AND APPROPRIATION SUMMARY BY DEPARTMENT

FUND: 1010 General Operating
DEPT: 36000000 Veterans Services

Account	2018 Actuals	2019 Budget	2019 YTD Actuals As of 08/30/19	2020 Budget Requested	2020 Budget Recommended
0000002 Departmental Income					
5000224 TRANSFER TAX	474,733	340,000	317,664	380,000	380,000
0000002 Departmental Income Total	<u>474,733</u>	<u>340,000</u>	<u>317,664</u>	<u>380,000</u>	<u>380,000</u>
0000007 Misc Interfund Revenues					
5000531 GIFTS AND DONATIONS	0	0	100	0	0
5000545 CREDIT CARD REBATES	78	67	109	70	70
5000561 TRANSFER FROM RESERVE FUND	0	216,381	216,381	257,740	257,740
0000007 Misc Interfund Revenues Total	<u>78</u>	<u>216,448</u>	<u>216,590</u>	<u>257,810</u>	<u>257,810</u>
0000008 State Aid					
5000867 VETERANS SERVICE AGENCIES	12,793	12,793	27,793	15,000	15,000
0000008 State Aid Total	<u>12,793</u>	<u>12,793</u>	<u>27,793</u>	<u>15,000</u>	<u>15,000</u>
Rev Totals for Dept: 36000000	<u>487,604</u>	<u>569,241</u>	<u>562,047</u>	<u>652,810</u>	<u>652,810</u>
0000010 Personnel Service					
6001000 SALARIES FULL-TIME	97,514	102,657	66,702	128,493	128,493
6001001 SALARIES PART-TIME	14,002	28,266	8,990	28,259	28,259
6001002 SALARIES TEMPORARY	9,762	0	4,644	0	0
0000010 Personnel Service Totals	<u>121,278</u>	<u>130,923</u>	<u>80,336</u>	<u>156,752</u>	<u>156,752</u>
0000040 Contractual Expenditures					
6004005 SNOW REMOVAL MATERIALS & SUPPL	0	0	0	2,500	2,500
6004010 BOOKS AND SUBSCRIPTIONS	476	800	0	800	800
6004012 OFFICE SUPPLIES	2,004	1,000	767	1,000	1,000
6004021 BLDG MAINTENANCE SUPPLIES	0	0	0	8,440	8,440
6004040 MOTOR EQUIPMENT SUPPLIES	0	0	0	500	500
6004048 MISC OPERATIONAL SUPPLIES	13,225	0	0	0	0
6004105 DUES AND MEMBERSHIPS	180	450	150	450	450
6004106 GENERAL OFFICE EXPENSES	1,337	1,500	478	1,500	1,500

BROOME COUNTY GOVERNMENT
 REVENUE AND APPROPRIATION SUMMARY BY DEPARTMENT

FUND: 1010 General Operating
 DEPT: 36000000 Veterans Services

Account	2018 Actuals	2019 Budget	2019 YTD Actuals As of 08/30/19	2020 Budget Requested	2020 Budget Recommended
6004113 WATER AND SEWAGE CHARGES	0	0	0	1,200	1,200
6004115 ELECTRIC CURRENT	0	0	0	36,000	36,000
6004117 BUILDING AND GROUNDS EXPENSES	0	0	0	4,600	4,600
6004146 SUBCONTRACTED PROGRAM EXPENSE	88,973	125,000	15,903	125,000	125,000
6004147 OTHER PROGRAM EXPENSE	4,096	18,000	18,184	18,000	18,000
6004161 TRAVEL HOTEL AND MEALS	1,416	3,000	500	3,000	3,000
0000040 Contractual Expenditures Totals	111,707	149,750	35,982	202,990	202,990
0000041 Chargeback Expenses					
6004602 INSURANCE PREMIUM CHARGEBACK	129	147	147	1,507	1,507
6004604 DPW SECURITY CHARGEBACKS	0	0	0	1,000	1,000
6004606 TELEPHONE BILLING ACCOUNT	1,119	1,559	279	1,626	1,626
6004609 DATA PROCESSING CHARGEBACKS	12,256	12,200	6,100	30,345	30,345
6004614 OTHER CHARGEBACK EXPENSES	967	518	259	769	769
6004617 DUPLICATING/PRINTING CHARGEBAC	4,640	51	233	101	101
6004618 OFFICE SUPPLIES CHARGEBACK	4,052	9,283	3,062	7,195	7,195
6004621 BUILDING AND LAND RENTAL CHARG	26,010	29,952	0	29,952	29,952
6004630 VA BURIALS CHARGEBACK	59,228	50,925	17,183	52,360	52,360
0000041 Chargeback Expenses Totals	108,401	104,635	27,263	124,855	124,855
0000080 Employee Benefits					
6008001 STATE RETIREMENT	14,103	15,760	9,538	18,992	18,992
6008002 SOCIAL SECURITY	9,064	10,016	6,007	12,023	12,023
6008004 WORKERS COMPENSATION	390	518	259	575	575
6008006 LIFE INSURANCE	30	60	11	75	75
6008007 HEALTH INSURANCE	11,168	11,652	7,234	19,321	19,321
6008009 RETIREE HEALTH INSURANCE	24,616	25,847	17,231	27,139	27,139
6008010 DISABILITY INSURANCE	88	80	52	88	88
0000080 Employee Benefits Totals	59,459	63,933	40,332	78,213	78,213
0000090 Transfers					
6009002 TRANSFER TO GRANT FUND	120,000	120,000	120,000	90,000	90,000
0000090 Transfers Totals	120,000	120,000	120,000	90,000	90,000

REPORT:BP032

BROOME COUNTY GOVERNMENT
REVENUE AND APPROPRIATION SUMMARY BY DEPARTMENT

FUND: 1010 General Operating
DEPT: 36000000 Veterans Services

Account	2018 Actuals	2019 Budget	2019 YTD Actuals As of 08/30/19	2020 Budget Requested	2020 Budget Recommended
Exp Totals for Dept: 36000000	520,845	569,241	303,913	652,810	652,810
Total for Dept: 36000000	-33,241	0	258,134	0	0

Home and Community Services

<u>Department/Division</u>	<u>Page</u>
Planning and Economic Development	368
Solid Waste Management	374

Planning and Economic Development



Planning and Economic Development

Mission Statement

To enhance the sound and orderly economic, physical, and environmental development of Broome County and its constituent municipalities. Provide technical planning and environmental services and assistance to the County Executive, County Legislature and municipal jurisdictions. Implement projects and programs designed to improve the economy, environment, and physical infrastructure of the County.

Description

The Department of Planning and Economic Development provides professional services to Broome County Government, its departments, and municipalities as well as to other public and private entities. The Department assists in land-use planning, zoning, grant writing, economic development, environmental studies and recommendations, local land use reviews (GML 239), community assistance, GIS mapping and research and infrastructure development. Advisory guidance is provided by the Environmental Management Council and BMTS Advisory Committee, and the Broome-Tioga Stormwater Coalition.

2019 Objectives

Comprehensive Plans, Studies and Technical Assistance:

- Complete the Village of Port Dickinson Comprehensive Plan.
- Update the County-Wide Comprehensive Plan.
- Continue providing support and assistance to Broome County municipalities on local comprehensive plan development.
- Conduct training and workshops for municipal officials.

- Work with municipal officials to coordinate 239 reviews, zoning, and subdivision reviews.
- Collaborate with local municipalities to update the Local Waterfront Revitalization Plan.
- Administer the Susquehanna Heritage Area program to protect and preserve our cultural resources.
- Continue collaboration with village centers.
- Continue to collaborate with Broome County Land Bank.

Economic Development:

- Continue implementation of iDistricts in Binghamton, Endicott, and Johnson City.
- Administer and market the Go All Out Broome campaign.
- Work to administer the \$20 million Greater Binghamton Fund.
- Continue the effective collaboration with the Agency for economic development services.
- Closely collaborate with economic development entities in the region to continue implementation of a coordinated approach to economic development.

Flood Mitigation and Storm Water Management:

- Continue implementation of federally mandated Storm Water Management Plan and providing education and facilitating public participation for MS4 Compliance, (Municipal Separate Storm Sewer Systems).
- Continue to coordinate the Flood Task Force, administer flood related grant programs, and evaluate and implement new and better flood mitigation strategies.
- Continue to actively participate in the BC Community Organizations Around Disasters (BCCOAD).

Grants and Grants Administration:

- Effectively manage the Hotel-Motel fund to maximize its impact by leveraging the fund with other resources.
- Aggressively pursue state, federal, and other grant funding to meet County goals and objectives.

Agriculture:

- Implement the Agriculture Economic Development Plan.
- Continue to work with the Agriculture Task Force to support and expand farming in Broome County.
- Continue participation on and provide support for the Ag and Farmland Protection Board.

Brownfields:

- Initiate environmental assessments of brownfield sites.
- Complete Step III of the Endicott Johnson Industrial Spine BOA.

GIS:

- Continue to expand the County's GIS capabilities.

Continue participation on the following Boards and Committees:

- Agriculture and Farmland Protection Board
- Agricultural Task Force
- Aging Futures Partnership
- BMTS Pedestrian and Bicycle Advisory Committee
- BMTS Planning Committee
- Broome County Chronic Disease Leadership Team
- Broome County Community Health Assessment Steering Committee
- Broome County Environmental Management Council
- Broome County Flood Task Force
- Broome Tioga Stormwater Coalition

- Communities Organizations Active in Disasters (COAD)
- Department of Public Art
- Greater Binghamton Fund Work Group
- Greenway Steering Committee
- Headwaters River Trail
- Local Emergency Planning Committee
- NYS DEC Region 7 Open Space Committee
- Southern Tier 8 Regional Planning Development Board
- Susquehanna Heritage Area Commission and Advisory Board
- New York State Path Through History Local Committee

2020 Budget Highlights

The 2020 budget will complete the reorganization that began several years ago. The key change for 2020 will be moving two positions from the 'grant' budget to the 'operating' budget to ensure greater transparency.

Planning & Economic Development 37000007

<u>Title of Position</u>	<u>Grade/Unit</u>	As of July 5,2019			
		<u>2018 Actuals</u>	<u>Current Authorized</u>	<u>2020 Requested</u>	<u>2020 Recommended</u>
<u>Full-Time Positions</u>					
Comm. Of Planning & Economic Development*	H Admin	1	1	1	1
Director of Planning	24 BAPA	1	1	1	1
GIS Administrator	24 BAPA	1	1	1	1
Chief Planner**	23 BAPA	1	1	1	1
Senior Planner	21 CSEA	2	2	2	2
Senior Environmental Planner***	21 CSEA	1	1	1	1
Planner	18 CSEA	1	1	1	1
Program Coordinator(Planning)	18 CSEA	0	0	1	1
Senior Account Clerk	9 CSEA	1	1	1	1
GIS Specialist****	20 CSEA	0	0	1	1
GIS Technician****	15 CSEA	0	0	1	1
Total Full-Time Positions		9	9	12	12
<u>Part-Time Positions</u>					
Total Part-Time Positions		0	0	0	0
Total Positions		9	9	12	12

*One position unfunded since 2016

**One position unfunded since 2016

***One position unfunded since 2011

****Position was previously grant funded

REPORT:BP032

BROOME COUNTY GOVERNMENT
REVENUE AND APPROPRIATION SUMMARY BY DEPARTMENT

FUND: 1010 General Operating

DEPT: 37000000 Planning and Econ Development

Account	2018 Actuals	2019 Budget	2019 YTD Actuals As of 08/30/19	2020 Budget Requested	2020 Budget Recommended
0000002 Departmental Income					
5000189 OTHER LOCAL GOVERNMENTS	4,000	9,000	0	35,500	35,500
5000333 OTHER DEPARTMENTAL CHARGEBACK	0	0	0	45,000	45,000
0000002 Departmental Income Total	4,000	9,000	0	80,500	80,500
0000006 Sale of Prop and Comp for Loss					
5000513 MINOR SALES - PLANNING	1,324	2,000	8,122	1,500	1,500
0000006 Sale of Prop and Comp for Loss Total	1,324	2,000	8,122	1,500	1,500
Rev Totals for Dept: 37000000	5,324	11,000	8,122	82,000	82,000
0000010 Personnel Service					
6001000 SALARIES FULL-TIME	369,923	380,641	239,947	547,646	547,646
0000010 Personnel Service Totals	369,923	380,641	239,947	547,646	547,646
0000040 Contractual Expenditures					
6004010 BOOKS AND SUBSCRIPTIONS	899	200	899	200	200
6004012 OFFICE SUPPLIES	1,701	2,320	1,839	2,320	2,320
6004100 POSTAGE AND FREIGHT	22	200	0	200	200
6004105 DUES AND MEMBERSHIPS	12,622	13,400	13,133	13,400	13,400
6004106 GENERAL OFFICE EXPENSES	0	1,000	0	1,000	1,000
6004137 ADVERTISING AND PROMOTION EXPE	1,118	2,000	62	2,000	2,000
6004160 MILEAGE AND PARKING-LOCAL	0	100	0	100	100
6004161 TRAVEL HOTEL AND MEALS	99	-100	750	100	100
6004162 EDUCATION AND TRAINING	1,417	900	50	900	900
6004169 DAY TRIP MEAL REIMBURSEMENT	0	100	0	100	100
6004196 COPYING MACHINE RENTALS	995	3,044	663	3,044	3,044
6004255 CONTRACTED SERVICES	31,929	78,000	52,000	68,200	68,200
6005017 SOIL CONSERVATION SERVICE	70,970	70,970	53,228	72,970	72,970
0000040 Contractual Expenditures Totals	121,772	172,134	122,624	164,534	164,534

REPORT:BP032

BROOME COUNTY GOVERNMENT
REVENUE AND APPROPRIATION SUMMARY BY DEPARTMENT

FUND: 1010 General Operating
DEPT: 37000000 Planning and Econ Development

Account	2018 Actuals	2019 Budget	2019 YTD Actuals As of 08/30/19	2020 Budget Requested	2020 Budget Recommended
0000041 Chargeback Expenses					
6004602 INSURANCE PREMIUM CHARGEBACK	384	576	30	518	518
6004615 GASOLINE CHARGEBACK	229	750	9	750	750
6004616 FLEET SERVICE CHARGEBACK	1,125	2,256	1,128	2,368	2,368
0000041 Chargeback Expenses Totals	1,738	3,582	1,167	3,636	3,636
0000080 Employee Benefits					
6008001 STATE RETIREMENT	58,541	63,770	39,071	93,091	93,091
6008002 SOCIAL SECURITY	26,839	29,119	17,398	41,895	41,895
6008004 WORKERS COMPENSATION	2,091	3,928	1,105	4,076	4,076
6008006 LIFE INSURANCE	90	90	32	135	135
6008007 HEALTH INSURANCE	56,629	60,176	37,359	109,228	109,228
6008009 RETIREE HEALTH INSURANCE	27,857	28,408	16,644	26,425	26,425
6008010 DISABILITY INSURANCE	352	320	208	616	616
6008013 HEALTH INS - RETIRE INCENTIVE	2,100	0	0	0	0
0000080 Employee Benefits Totals	174,499	185,811	111,817	275,466	275,466
0000090 Transfers					
6009002 TRANSFER TO GRANT FUND	81,642	91,878	91,878	0	0
0000090 Transfers Totals	81,642	91,878	91,878	0	0
Exp Totals for Dept: 37000000	749,574	834,046	567,433	991,282	991,282
Total for Dept: 37000000	-744,250	-823,046	-559,311	-909,282	-909,282

Solid Waste Management

Commissioner of Public Works, Parks, Recreation and Youth Services

Director of Solid Waste Management

Recycling

County-wide Recycling Programs
 Recycling Contract
 Curbside and Drop-off sites
 Education and Outreach
 Technical Assistance
 Market Research
 Pilot Projects
 Hazardous Waste Programs
 Hazardous Waste Hauler Contract
 Facility Operations
 Residential Program
 Commercial and Institutional Program
 Site Health and Safety
 Education and Outreach
 Battery Drop-off
 Medical Waste Program
 Grant Applications
 Grants
 Municipal Waste Reduction and Recycling
 Coordinator
 EPF Recycling Equipment
 Household Hazardous Waste
 State Assistance Program

Administration

Fiscal Management
 Engineering Oversight
 Planning and Development
 Landfill Design and Permitting
 Host Community Benefits
 Buffer Property Management
 Local Law Implementation
 Grant Management

Landfill

Operations
 Landfilling and Daily Cover
 Scale Revenues and Billing
 Hauler and Customer Service
 Hauler Permitting and Assistance
 Recycling and Composting
 Pallet and Mulch Processing
 Leachate Hauling
 Residential Drop-off Service
 Groundwater Monitoring
 Equipment, Building and Ground
 Maintenance
 Bird Mitigation, Illegal Dumping,
 Nuisance Control
 Contract Administration
 Leachate Treatment Facility
 Landfill Gas Management and Electrical
 Generation
 Landfill Closure and Remediation

Solid Waste Management

Mission Statement

Provide the community with an integrated program for managing solid waste in an economically sound and environmentally safe manner.

Description

Since its inception in 1989, the Division of Solid Waste Management has been responsible for County solid waste operations with the cost of operations financed by user fees.

Complying with changing state and federal regulations governing the solid waste industry, the Division of Solid Waste Management has effectively contained costs and remained economically competitive.

Landfill operations focus on maximum compaction of the waste resulting in the most effective use of airspace. Recycling goals mandated by New York State in the Solid Waste Management Act of 1988 have already been exceeded.

A solid waste management system is a critical part of Broome County's infrastructure in supporting public health, safety and welfare in the County as well as providing present and future economic development potential. Safe, environmentally sound, and stable solid waste disposal is not only critical to the residents of this county, it is essential to commercial and industrial entities that would do business in our community.

The Division of Solid Waste Management oversees:

- Implementation of the comprehensive Broome County Solid Waste Management System.
- The county material recovery programs including reduction, reuse, recycling, and composting.
- The operations and maintenance of the county sanitary landfill and solid waste disposal facilities serving the entire county are located at the intersection of the towns of Barker, Maine, and Nanticoke.
- The implementation and management of all charges and user fees imposed by the County Legislature for solid waste disposal or handling.
- The coordination of all engineering services for solid waste management operations.
- The procurement, evaluation, and selection for the Legislature's consideration such firms as necessary to provide professional services in conjunction with county solid waste management programs.
- Public education and outreach to all county residents and businesses.
- The Eco Center featuring a community giveback program and reuse of building materials to increase waste reduction and sustainability.
- Operate and maintain a permanent household hazardous waste facility to provide proper disposal of hazardous waste and electronics from residences and Conditionally Exempt Small Quantity Generators.

2020 Objectives

- Administer the solid waste management system for our community.
- Manage landfill gas collection efficiently and effectively.
- Maximize the generation of electricity from the collection of additional landfill gas.
- Increase the leaf and yard waste-composting program at the landfill and investigate food waste composting opportunities.
- Efficiently manage the hazardous waste facility.
- Manage the countywide recycling program.
- Improve the division's comprehensive health and safety programs.
- Maximize compaction techniques in the landfill to make the most efficient use of airspace.
- Match revenue with expense.
- Operate our leachate treatment facility as efficiently as possible and continue to maximize the amount of treated leachate discharging into the sewer system.
- Manage ongoing O&M of landfill, its properties, programs and functions so that
 - The facility continues to follow all applicable permits and regulations, and
 - To ensure the health and safety of the public, the environment, and all landfill employees.
- Investigate future grant opportunities.
- Continue to support and foster product stewardship efforts.
- Maintain a free bulky rigid plastics recycling drop-off program to increase waste diversion and recycling.

2020 Budget Highlights

- Maintain operations and established solid waste and recycling programs at a reasonable tip fee with no use of property tax funding.

Solid Waste Management 38010007, 38040007, 38050007

<u>Title of Position</u>	<u>Grade/Unit</u>	As of July 5,2019			
		<u>2018 Actuals</u>	<u>Current Authorized</u>	<u>2020 Requested</u>	<u>2020 Recommended</u>
<u>Full Time Positions</u>					
Director of Solid Waste Management	27 BAPA	1	1	1	1
Materials Recovery Manager	21 CSEA	1	1	1	1
Solid Waste Management Specialist	21 CSEA	1	1	1	1
Solid and Hazardous Waste Facility Technician	19 CSEA	1	1	1	1
Sanitary Landfill Supervisor	AFSCME	1	1	1	1
Assistant Sanitary Landfill Supervisor	AFSCME	1	1	1	1
Equipment Mechanic III	AFSCME	1	1	1	1
Laborer	AFSCME	4	4	4	4
Landfill Clerk	AFSCME	3	3	3	3
Motor Equipment Operator III *	AFSCME	8	8	8	8
Motor Equipment Operator II	AFSCME	1	1	1	1
Total Full-Time Positions		23	23	23	23
<u>Part Time Positions</u>					
None					
Total Part-Time Positions		0	0	0	0
Total Positions		23	23	23	23

* One position unfunded in 2017 to fund Assistant Sanitary Landfill Supervisor

REPORT:BP032

BROOME COUNTY GOVERNMENT
REVENUE AND APPROPRIATION SUMMARY BY DEPARTMENT

FUND: 2020 SWM Operating

DEPT: 38000000 Solid Waste Management

Account	2018 Actuals	2019 Budget	2019 YTD Actuals As of 08/30/19	2020 Budget Requested	2020 Budget Recommended
0000002 Departmental Income					
5000189 OTHER LOCAL GOVERNMENTS	18,994	25,000	15,679	25,000	25,000
5000223 TIPPING FEES	9,131,324	8,808,416	5,309,309	8,941,665	8,941,665
5000225 DISPOSAL FEES	48,938	43,000	22,283	43,000	43,000
5000426 MISCELLANEOUS	33,591	37,000	2,500	10,000	10,000
5000431 MISCELLANEOUS	116,759	118,344	75,543	134,553	134,553
5000440 CHARGEBACK OF SERVICES PROVIDE	13,538	11,600	71,864	12,300	12,300
0000002 Departmental Income Total	9,363,144	9,043,360	5,497,178	9,166,518	9,166,518
0000003 Use of Money					
5000451 INTEREST AND EARNINGS	77,606	35,000	83,728	65,000	65,000
0000003 Use of Money Total	77,606	35,000	83,728	65,000	65,000
0000004 Licenses and Permits					
5000481 PERMITS	21,453	20,700	20,761	22,570	22,570
0000004 Licenses and Permits Total	21,453	20,700	20,761	22,570	22,570
0000006 Sale of Prop and Comp for Loss					
5000510 SALE OF SCRAP & EXCESS MATERIA	44,276	43,000	14,748	35,861	35,861
0000006 Sale of Prop and Comp for Loss Total	44,276	43,000	14,748	35,861	35,861
0000007 Misc Interfund Revenues					
5000530 REFUNDS OF PRIOR YEARS EXPENDI	226,080	0	0	0	0
5000532 PREMIUM & ACCRUED INT ON OBLIG	104,880	0	106,505	0	0
5000534 TRANSFER FROM INSURANCE RESERV	488	144	2,219	500	500
5000545 CREDIT CARD REBATES	668	640	232	640	640
5000570 EARNINGS ON TEMPORARY INVESTME	1,417	0	0	1,500	1,500
0000007 Misc Interfund Revenues Total	333,533	784	108,956	2,640	2,640
0000008 State Aid					
5000808 OTHER STATE AID	0	83,529	53,051	140,275	140,275
0000008 State Aid Total	0	83,529	53,051	140,275	140,275

BROOME COUNTY GOVERNMENT
 REVENUE AND APPROPRIATION SUMMARY BY DEPARTMENT

FUND: 2020 SWM Operating
 DEPT: 38000000 Solid Waste Management

Account	2018 Actuals	2019 Budget	2019 YTD Actuals As of 08/30/19	2020 Budget Requested	2020 Budget Recommended
0000009 Federal Aid					
5000952 ARRA DEBT REIMBURSEMENT	56,667	56,615	16,401	52,195	52,195
0000009 Federal Aid Total	56,667	56,615	16,401	52,195	52,195
Rev Totals for Dept: 38000000	9,896,679	9,282,988	5,794,823	9,485,059	9,485,059
0000010 Personnel Service					
6001000 SALARIES FULL-TIME	932,666	1,110,767	553,471	1,142,163	1,142,163
6001001 SALARIES PART-TIME	474	0	2,457	0	0
6001002 SALARIES TEMPORARY	47,481	55,503	24,146	53,225	53,225
6001003 SALARIES OVERTIME	56,743	53,700	36,090	59,090	59,090
6001004 SALARIES SHIFT DIFFERENTIAL	0	1,000	0	1,000	1,000
6001006 OUT OF TITLE PAY	20,481	22,500	9,227	23,000	23,000
6001008 STAND-BY PAY	1	0	0	0	0
6001009 OTHER PERSONNEL SERVICES	2,850	3,500	2,900	3,150	3,150
0000010 Personnel Service Totals	1,060,696	1,246,970	628,291	1,281,628	1,281,628
0000020 Equipment and Capital Outlay					
6002303 CONSTRUCTION MOTOR EQUIPMENT	0	567,000	66,200	40,000	40,000
6002709 OTHER OPERATIONAL EQUIPMENT	0	0	0	142,000	142,000
0000020 Equipment and Capital Outlay Totals	0	567,000	66,200	182,000	182,000
0000040 Contractual Expenditures					
6004000 MAT & SUPPLIES-SURFACE TREAT	101,361	114,000	0	114,000	114,000
6004001 MAT & SUPPLIES-SIGNS & POSTS	0	1,000	0	1,000	1,000
6004010 BOOKS AND SUBSCRIPTIONS	0	1,280	0	1,280	1,280
6004011 DUPLICATING AND PRINTING RM SU	0	1,500	303	1,500	1,500
6004012 OFFICE SUPPLIES	4,355	4,300	2,430	6,700	6,700
6004021 BLDG MAINTENANCE SUPPLIES	4,820	9,505	1,389	7,500	7,500
6004022 FUEL AND HEATING SUPPLIES	14,466	11,000	18,158	16,500	16,500
6004023 BLDG AND GROUNDS SUPPLIES	2,923	3,100	1,345	3,050	3,050

REPORT:BP032

BROOME COUNTY GOVERNMENT
REVENUE AND APPROPRIATION SUMMARY BY DEPARTMENT

FUND: 2020 SWM Operating

DEPT: 38000000 Solid Waste Management

Account	2018 Actuals	2019 Budget	2019 YTD Actuals As of 08/30/19	2020 Budget Requested	2020 Budget Recommended
6004030 FOOD AND BEVERAGES	203	250	-70	250	250
6004040 MOTOR EQUIPMENT SUPPLIES	113,594	212,438	73,013	200,000	200,000
6004041 PHOTOGRAPHIC SUPPLIES	0	100	0	100	100
6004045 TRAINING AND EDUCATIONAL SUPPL	460	1,700	63	1,700	1,700
6004046 GAS OIL GREASE AND DIESEL FUEL	203,520	269,693	151,423	284,200	284,200
6004047 TIRES AND TUBES	8,288	36,000	15,665	26,000	26,000
6004048 MISC OPERATIONAL SUPPLIES	60,309	106,550	54,257	126,190	126,190
6004049 LEACHATE SUPPLIES	65,839	89,000	66,486	83,300	83,300
6004052 UNIFORMS	1,141	2,100	107	2,500	2,500
6004054 SAFETY SUPPLIES	5,572	7,100	4,164	6,600	6,600
6004055 COMPUTER SOFTWARE AND SUPPLIES	3,264	22,048	1,667	4,000	4,000
6004100 POSTAGE AND FREIGHT	519	650	150	1,050	1,050
6004105 DUES AND MEMBERSHIPS	779	1,481	586	1,346	1,346
6004112 BLDG GROUNDS AND EQUIP REPAIR	20,652	15,000	11,490	20,200	20,200
6004113 WATER AND SEWAGE CHARGES	26,537	58,000	14,691	281,600	281,600
6004115 ELECTRIC CURRENT	35,339	39,800	25,326	29,700	29,700
6004117 BUILDING AND GROUNDS EXPENSES	4,704	7,200	3,415	6,600	6,600
6004121 LAUNDRY AND DRY CLEANING EXPEN	3,161	3,500	1,699	3,500	3,500
6004130 MOTOR EQUIP REPAIRS AND MAINT	4,400	50,500	3,852	55,000	55,000
6004135 LONG TERM MAINT & CLOSURE COST	1,281,980	876,047	0	500,000	500,000
6004136 OPERATIONAL EQUIPMENT REPAIRS	1,350	10,000	0	10,000	10,000
6004137 ADVERTISING AND PROMOTION EXPE	18,309	30,000	29,766	32,000	32,000
6004138 OTHER OPERATIONAL EXPENSES	233,542	203,000	111,853	207,600	207,600
6004146 SUBCONTRACTED PROGRAM EXPENSE	502,511	634,502	422,720	542,142	542,142
6004147 OTHER PROGRAM EXPENSE	79,101	64,350	64,565	118,075	118,075
6004160 MILEAGE AND PARKING-LOCAL	13	125	0	125	125
6004161 TRAVEL HOTEL AND MEALS	2,098	4,623	1,322	4,723	4,723
6004162 EDUCATION AND TRAINING	4,260	4,610	2,535	4,360	4,360
6004168 OTHER PERSONNEL EXPENSES	0	300	0	300	300
6004191 OUTSIDE RENTALS-MACHINERY	0	50,000	0	1,000,000	1,000,000
6004196 COPYING MACHINE RENTALS	1,303	1,260	520	1,836	1,836
6004200 PROPERTY LOSS	400	144	144	0	0
6004203 INSURANCE CLAIMS	88	0	2,075	0	0
6004255 CONTRACTED SERVICES	0	3,000	0	0	0
6004504 OTHER FINANCIAL SERVICES	6,038	3,949	1,215	3,406	3,406
6004580 BAD DEBT EXPENSE	32,953	0	0	0	0
6004593 OTHER GOVERNMENTS PAYMENTS	746,854	789,567	1,101,295	877,828	877,828
0000040 Contractual Expenditures Totals	3,597,006	3,744,272	2,189,619	4,587,761	4,587,761
0000041 Chargeback Expenses					
6004601 INDIRECT COSTS	224,963	207,845	0	189,472	189,472

BROOME COUNTY GOVERNMENT
REVENUE AND APPROPRIATION SUMMARY BY DEPARTMENT

FUND: 2020 SWM Operating
DEPT: 38000000 Solid Waste Management

Account	2018 Actuals	2019 Budget	2019 YTD Actuals As of 08/30/19	2020 Budget Requested	2020 Budget Recommended
6004602 INSURANCE PREMIUM CHARGEBACK	4,163	3,108	1,554	2,601	2,601
6004604 DPW SECURITY CHARGEBACKS	3,289	3,367	1,684	2,680	2,680
6004605 COUNTY ATTORNEY CHARGEBACKS	53,008	53,900	0	53,900	53,900
6004606 TELEPHONE BILLING ACCOUNT	11,546	9,248	2,928	9,758	9,758
6004609 DATA PROCESSING CHARGEBACKS	48,597	49,294	24,647	55,494	55,494
6004610 PERSONNEL SERVICES CHARGEBACKS	64,881	64,738	64,881	67,474	67,474
6004614 OTHER CHARGEBACK EXPENSES	265	46	247	427	427
6004615 GASOLINE CHARGEBACK	473	750	180	750	750
6004616 FLEET SERVICE CHARGEBACK	2,250	2,256	2,256	2,368	2,368
6004617 DUPLICATING/PRINTING CHARGEBAC	1,425	697	637	1,100	1,100
6004618 OFFICE SUPPLIES CHARGEBACK	1,071	1,667	1,614	1,442	1,442
6004619 BUILDING SERVICE CHARGEBACK	147	200	0	5,000	5,000
0000041 Chargeback Expenses Totals	416,078	397,116	100,628	392,466	392,466
0000042 Depreciation					
6004801 DEPRECIATION - BUILDINGS	17,701	0	0	0	0
6004803 DEPRECIATION - IMPROV O/T BLDG	2,748,125	0	0	0	0
6004804 DEPRECIATION - MOTOR VEHICLES	234,223	0	0	0	0
6004805 DEPRECIATION - MACHINERY & EQU	186,396	0	0	0	0
0000042 Depreciation Totals	3,186,445	0	0	0	0
0000060 Principal on Indebtedness					
6006000 PRINCIPAL ON SERIAL BONDS	0	1,560,986	0	862,525	862,525
6006001 PRINCIPAL ON BANS	0	431,388	0	819,519	819,519
0000060 Principal on Indebtedness Totals	0	1,992,374	0	1,682,044	1,682,044
0000070 Interest on Indebtedness					
6007000 INTEREST ON SERIAL BONDS	418,249	403,380	119,587	330,494	330,494
6007001 INTEREST ON BANS	247,008	243,902	82,191	364,025	364,025
0000070 Interest on Indebtedness Totals	665,257	647,282	201,778	694,519	694,519
0000080 Employee Benefits					
6008001 STATE RETIREMENT	10,638	191,095	105,807	198,454	198,454
6008002 SOCIAL SECURITY	76,826	95,211	45,272	98,407	98,407
6008004 WORKERS COMPENSATION	26,831	26,337	13,169	27,782	27,782

REPORT:BP032

BROOME COUNTY GOVERNMENT
REVENUE AND APPROPRIATION SUMMARY BY DEPARTMENT

FUND: 2020 SWM Operating

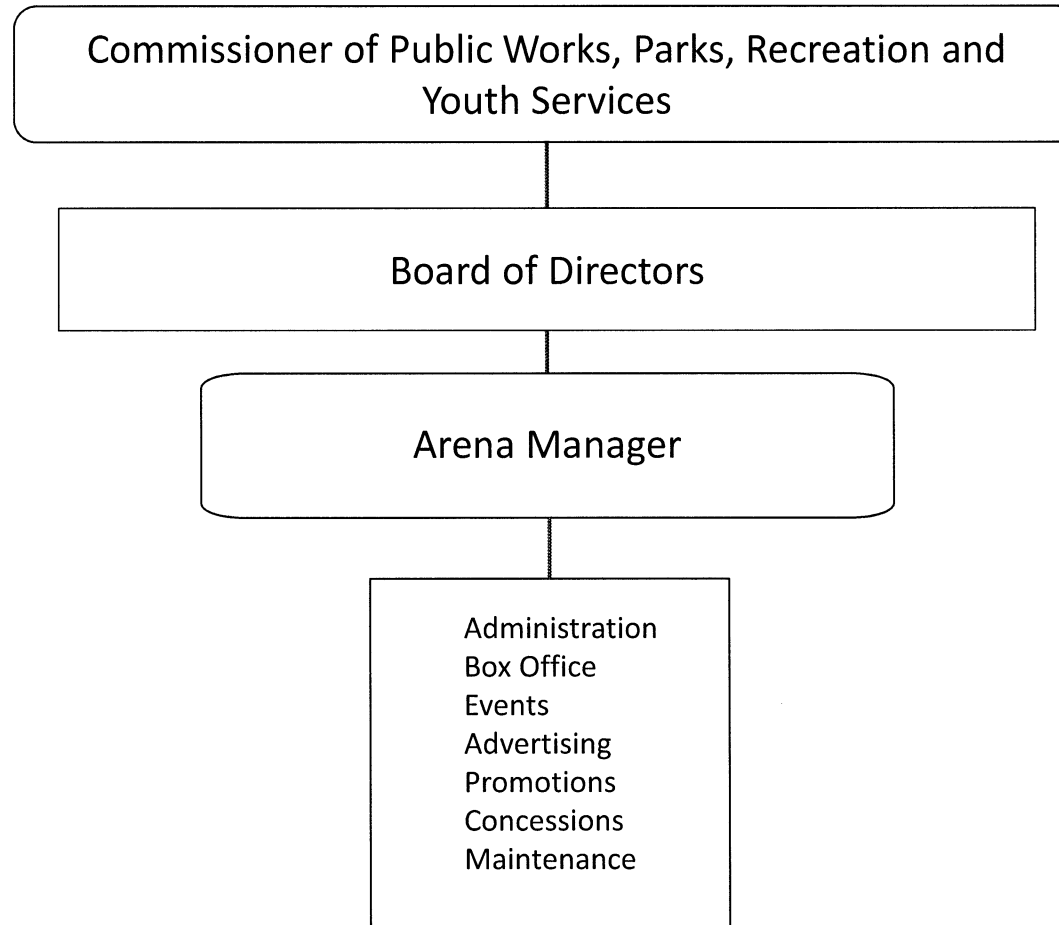
DEPT: 38000000 Solid Waste Management

Account	2018 Actuals	2019 Budget	2019 YTD Actuals As of 08/30/19	2020 Budget Requested	2020 Budget Recommended
6008005 WORKERS COMP LT LIABILITY	37,498	0	0	0	0
6008006 LIFE INSURANCE	276	330	106	330	330
6008007 HEALTH INSURANCE	191,674	234,050	121,769	215,927	215,927
6008008 CHANGE IN OPEB LIABILITY	40,759	0	0	0	0
6008009 RETIREE HEALTH INSURANCE	105,851	111,147	78,366	123,426	123,426
6008010 DISABILITY INSURANCE	192	240	116	269	269
6008015 PENSION EXPENSE	153,694	0	0	0	0
0000080 Employee Benefits Totals	644,239	658,410	364,605	664,595	664,595
Exp Totals for Dept: 38000000	9,569,721	9,253,424	3,551,121	9,485,013	9,485,013
Total for Dept: 38000000	326,958	29,564	2,243,702	46	46

Culture and Recreation

<u>Department/Division</u>	<u>Page</u>
Floyd L. Maines Veterans' Memorial Arena	384
Forum Performing Arts Theater	390
En-Joie Golf Course	395
Parks, Recreation and Youth Services	
Administration	401
Recreation	408
Parks	412
County Library	416

Floyd L. Maines Veterans' Memorial Arena



Department of Public Works
Floyd L. Maines Veterans Memorial Arena

Mission Statement

To provide diversified entertainment to the community and surrounding areas with the maximum possible safety, efficiency and revenue.

Description

The Floyd L. Maines Veterans Memorial Arena is accounted for as a special revenue fund.

Located conveniently in downtown Binghamton, home of the AHL Binghamton Devils, the Floyd L. Maines Veterans Memorial Arena continues to bring quality entertainment to Binghamton, NY. Aside from professional and scholastic sports, the Arena is also host to an array of other events, including concerts, family shows, ice shows, and trade shows. With its versatile seating of 4,910 permanent seats and 2,000 portable seats, the Arena truly is the area's premier multi-purpose venue.

2020 Objectives

- Continue our partnership with the American Hockey League Binghamton Devils
- Improve concession operations to better suit fan experience
- Increase the number of non-hockey events
- Continue to provide a facility for community/scholastic events
- Capital improvement request to reflect our need for additional professional equipment/facilities for a more diversified use of the facility

- Reduce utility costs through mechanical system and control upgrades
- Bring the facility and staff into compliance with current state and federal code requirements
- Renewed focus on preventative maintenance and system repairs to reduce system down time and emergency repair costs
- Continue to upgrade and improve the facility using state and federal grants when available

2020 Budget Highlights

- Increased rental and fee revenue through new contract terms with the Binghamton Devils
- Increased cost of staff due to minimum wage increase
- Reduced county support due to lower insurance chargebacks and debt service
- Increased cost to service mechanical systems in order to prevent major failures during events

39010008 Floyd L. Maines Veterans' Memorial Arena		As of July 5, 2019			
<u>Title of Position</u>	<u>Grade/Unit</u>	2018 <u>Actuals</u>	Current <u>Authorized</u>	2020 <u>Requested</u>	2020 <u>Recommended</u>
<u>Full-Time Positions</u>					
Arena Manager	E Admin	1	1	1	1
Assistant Arena Manager	16 CSEA	1	1	1	1
Secretary	13 CSEA	1	1	1	1
Box Office Manager	19 BAPA	1	1	1	1
Assistant Box Office Manager	11 BAPA	1	1	1	1
Total Full-Time Positions		5	5	5	5
<u>Part-Time Positions</u>					
Custodial Worker	6 CSEA	2	2	2	2
Total Part-Time Positions		2	2	2	2
Total Positions		7	7	7	7

BROOME COUNTY GOVERNMENT
 REVENUE AND APPROPRIATION SUMMARY BY DEPARTMENT

FUND: 3110 Arena Operating
 DEPT: 39000000 Arena

Account	2018 Actuals	2019 Budget	2019 YTD Actuals As of 08/30/19	2020 Budget Requested	2020 Budget Recommended
0000002 Departmental Income					
5000177 RENTALS & FEES	298,169	305,000	160,627	320,000	320,000
5000178 CONCESSIONS	71,708	80,000	55,034	75,000	75,000
5000179 CHARGES FOR SERVICES	11,060	11,000	7,200	11,000	11,000
5000180 CHARGES FOR EVENT STAFF	44,668	50,000	34,184	50,000	50,000
5000333 OTHER DEPARTMENTAL CHARGEBACK	40,000	40,000	20,000	30,000	30,000
0000002 Departmental Income Total	465,605	486,000	277,045	486,000	486,000
0000003 Use of Money					
5000451 INTEREST AND EARNINGS	115	100	1,934	1,750	1,750
5000471 COMMISSIONS	226,582	120,000	59,616	120,000	120,000
5000472 ADVERTISING	84,087	87,500	9,087	93,174	93,174
0000003 Use of Money Total	310,784	207,600	70,637	214,924	214,924
0000007 Misc Interfund Revenues					
5000534 TRANSFER FROM INSURANCE RESERV	1,684	0	0	0	0
5000545 CREDIT CARD REBATES	60	25	80	50	50
5000562 TRANSFER FROM GENERAL FUND	1,201,815	925,048	925,048	855,911	835,911
5000563 TRANSFER FROM CAPITAL FUND	236	0	0	0	0
5000569 TRANSFER - DEBT SERVICE FUND	122,279	119,315	111,174	102,000	102,000
5000580 UNUSED CAPITAL FUND	191,353	0	0	0	0
0000007 Misc Interfund Revenues Total	1,517,427	1,044,388	1,036,302	957,961	937,961
0000009 Federal Aid					
5000952 ARRA DEBT REIMBURSEMENT	10,603	10,602	5,324	9,775	9,775
0000009 Federal Aid Total	10,603	10,602	5,324	9,775	9,775
Rev Totals for Dept: 39000000	2,304,419	1,748,590	1,389,308	1,668,660	1,648,660
0000010 Personnel Service					
6001000 SALARIES FULL-TIME	276,621	282,745	179,992	290,040	290,040

REPORT:BP032

BROOME COUNTY GOVERNMENT
REVENUE AND APPROPRIATION SUMMARY BY DEPARTMENT

FUND: 3110 Arena Operating

DEPT: 39000000 Arena

Account	2018 Actuals	2019 Budget	2019 YTD Actuals As of 08/30/19	2020 Budget Requested	2020 Budget Recommended
6001001 SALARIES PART-TIME	53,953	53,580	33,980	53,384	53,384
6001002 SALARIES TEMPORARY	221,357	197,000	126,660	230,005	230,005
6001003 SALARIES OVERTIME	1,720	3,000	586	2,000	2,000
6001004 SALARIES SHIFT DIFFERENTIAL	2,519	2,500	1,114	2,750	2,750
6001009 OTHER PERSONNEL SERVICES	200	200	200	200	200
0000010 Personnel Service Totals	556,370	539,025	342,532	578,379	578,379
0000040 Contractual Expenditures					
6004010 BOOKS AND SUBSCRIPTIONS	0	500	1,064	500	500
6004012 OFFICE SUPPLIES	1,275	1,250	1,479	1,500	1,500
6004021 BLDG MAINTENANCE SUPPLIES	18,420	13,000	3,876	11,000	11,000
6004022 FUEL AND HEATING SUPPLIES	53,630	55,000	28,270	55,000	55,000
6004023 BLDG AND GROUNDS SUPPLIES	40,418	35,000	44,994	40,000	40,000
6004040 MOTOR EQUIPMENT SUPPLIES	0	250	0	250	250
6004046 GAS OIL GREASE AND DIESEL FUEL	0	100	0	100	100
6004048 MISC OPERATIONAL SUPPLIES	58	0	0	0	0
6004052 UNIFORMS	1,738	1,500	4,019	1,500	1,500
6004054 SAFETY SUPPLIES	0	250	0	0	0
6004055 COMPUTER SOFTWARE AND SUPPLIES	330	0	0	0	0
6004100 POSTAGE AND FREIGHT	0	100	0	0	0
6004105 DUES AND MEMBERSHIPS	1,073	1,500	1,587	1,100	1,100
6004112 BLDG GROUNDS AND EQUIP REPAIR	13,741	5,000	17,920	30,000	25,000
6004113 WATER AND SEWAGE CHARGES	30,902	35,000	22,053	38,000	38,000
6004114 HEATING AND AIR COND PLANT EXP	26,891	45,000	11,816	40,000	40,000
6004115 ELECTRIC CURRENT	218,825	265,000	100,171	240,000	240,000
6004117 BUILDING AND GROUNDS EXPENSES	63,073	50,000	46,641	80,000	70,000
6004130 MOTOR EQUIP REPAIRS AND MAINT	0	1,000	40	1,000	1,000
6004133 UNIFORM AND CLOTHING ALLOWANCE	668	1,000	671	1,000	1,000
6004137 ADVERTISING AND PROMOTION EXPE	2,442	2,500	4,502	7,500	2,500
6004162 EDUCATION AND TRAINING	750	500	200	500	500
6004196 COPYING MACHINE RENTALS	399	1,560	1,428	1,560	1,560
6004203 INSURANCE CLAIMS	1,684	0	0	0	0
6004504 OTHER FINANCIAL SERVICES	836	740	394	638	638
0000040 Contractual Expenditures Totals	477,153	515,750	291,125	551,148	531,148
0000041 Chargeback Expenses					
6004602 INSURANCE PREMIUM CHARGEBACK	246,119	196,996	98,498	124,650	124,650
6004615 GASOLINE CHARGEBACK	870	1,200	342	1,200	1,200
6004616 FLEET SERVICE CHARGEBACK	0	0	0	2,368	2,368

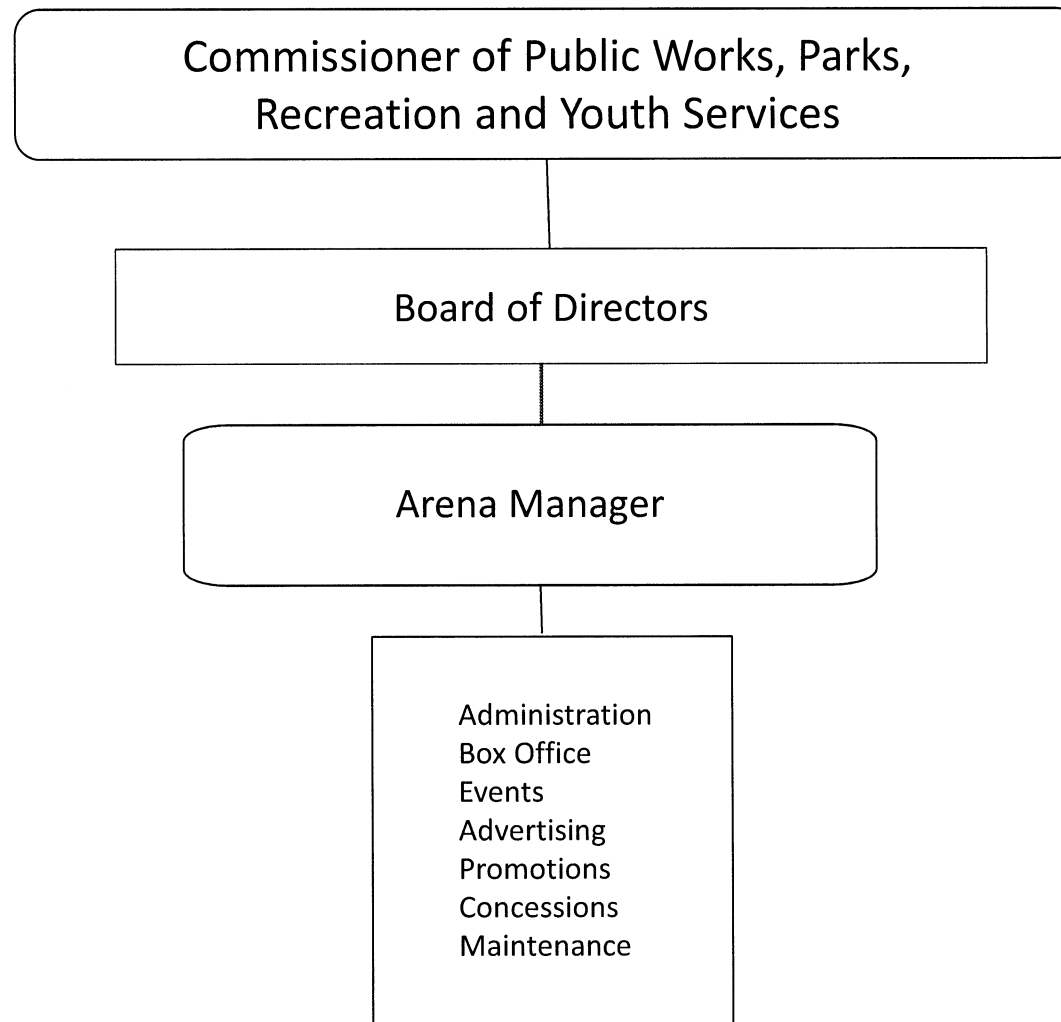
REPORT:BP032

BROOME COUNTY GOVERNMENT
 REVENUE AND APPROPRIATION SUMMARY BY DEPARTMENT

FUND: 3110 Arena Operating
 DEPT: 39000000 Arena

Account	2018 Actuals	2019 Budget	2019 YTD Actuals As of 08/30/19	2020 Budget Requested	2020 Budget Recommended
6004634 Indirect Costs - Excess of Bud	200,297	0	0	0	0
0000041 Chargeback Expenses Totals	447,286	198,196	98,840	128,218	128,218
0000060 Principal on Indebtedness					
6006000 PRINCIPAL ON SERIAL BONDS	100,759	120,438	120,438	130,815	130,815
6006001 PRINCIPAL ON BANS	112,665	94,716	94,716	36,133	36,133
6006008 PRINCIPAL ON CAPITAL LEASE	1,134	0	0	0	0
0000060 Principal on Indebtedness Totals	214,558	215,154	215,154	166,948	166,948
0000070 Interest on Indebtedness					
6007000 INTEREST ON SERIAL BONDS	50,184	58,317	32,628	48,390	48,390
6007001 INTEREST ON BANS	31,078	27,736	27,736	5,808	5,808
6007005 INTEREST ON CAPITAL LEASE	246	0	0	0	0
0000070 Interest on Indebtedness Totals	81,508	86,053	60,364	54,198	54,198
0000080 Employee Benefits					
6008001 STATE RETIREMENT	57,307	75,955	34,649	79,102	79,102
6008002 SOCIAL SECURITY	41,262	41,929	25,429	44,246	44,246
6008004 WORKERS COMPENSATION	2,877	2,930	1,465	3,124	3,124
6008006 LIFE INSURANCE	105	105	37	105	105
6008007 HEALTH INSURANCE	38,836	44,422	18,416	29,668	29,668
6008009 RETIREE HEALTH INSURANCE	26,255	28,751	19,168	30,172	30,172
6008010 DISABILITY INSURANCE	284	320	207	352	352
6008011 UNEMPLOYMENT INSURANCE	1,479	0	0	3,000	3,000
6008013 HEALTH INS - RETIRE INCENTIVE	1,143	0	0	0	0
0000080 Employee Benefits Totals	169,548	194,412	99,371	189,769	189,769
Exp Totals for Dept: 39000000	1,946,423	1,748,590	1,107,386	1,668,660	1,648,660
Total for Dept: 39000000	357,996	0	281,922	0	0

Forum (Performing Arts Theatre)



**Department of Public Works
Forum (Performing Arts Theater)**

Mission Statement

To provide diversified arts entertainment to Broome County and surrounding areas as safely, efficiently, and cost effective as possible.

Description

The Historically Registered Forum Theatre is home to the Binghamton Philharmonic, Tri-Cities Opera, Broadway Theatre League, Binghamton Theater Organ Society and various dance groups. Located in historic Downtown Binghamton, this restored vaudeville house provides an intimate setting for these Broome County arts groups as well as other touring concerts and family shows. Built in 1919 with a seating capacity of 1,527, the Forum Theatre remains a central cultural facility for the region.

2020 Objectives

- Maintain a best-in-class arts theater
- Continue to market the Forum for various shows/concerts
- Complete yearly facility inspections
- Address equipment repairs and replacement as advised by Public Works Buildings and Grounds
- Identify needed upgrades and improvements to the facility and develop a plan to complete the projects

2020 Budget Highlights

- Continued marketing revenue through membership in the Fair Game Partnership
- Required code and security improvements as identified
- Maintenance and replacement of equipment reaching the end of its useful life
- Reducing county support from previous year

42010008
Forum Performing Arts Theatre

<u>Title of Position</u>	<u>Grade/Unit</u>	As of July 5, 2019			
		<u>2018 Actuals</u>	<u>Current Authorized</u>	<u>2020 Requested</u>	<u>2020 Recommended</u>
<u>Full-Time Positions</u>					
Maintenance Worker	7 CSEA	1	0	0	0
Forum Maintenance Supervisor	16 CSEA	0	1	1	1
Total Full-Time Positions		1	1	1	1
<u>Part-Time Positions</u>					
None					
Total Part-Time Positions		0	0	0	0
Total Positions		1	1	1	1

REPORT:BP032

BROOME COUNTY GOVERNMENT
REVENUE AND APPROPRIATION SUMMARY BY DEPARTMENT

FUND: 1010 General Operating
DEPT: 42000000 Forum

Account	2018 Actuals	2019 Budget	2019 YTD Actuals As of 08/30/19	2020 Budget Requested	2020 Budget Recommended
0000002 Departmental Income					
5000177 RENTALS & FEES	54,563	62,000	32,336	60,000	60,000
5000178 CONCESSIONS	20,043	15,000	9,328	20,000	20,000
5000179 CHARGES FOR SERVICES	11,658	11,000	6,520	12,000	12,000
5000180 CHARGES FOR EVENT STAFF	22,672	20,000	15,368	23,000	23,000
0000002 Departmental Income Total	108,936	108,000	63,552	115,000	115,000
0000003 Use of Money					
5000471 COMMISSIONS	0	150	0	0	0
5000472 ADVERTISING	9,087	12,500	9,087	18,174	18,174
0000003 Use of Money Total	9,087	12,650	9,087	18,174	18,174
0000007 Misc Interfund Revenues					
5000534 TRANSFER FROM INSURANCE RESERV	1,166	0	0	0	0
5000561 TRANSFER FROM RESERVE FUND	0	36,835	36,835	32,805	32,805
0000007 Misc Interfund Revenues Total	1,166	36,835	36,835	32,805	32,805
Rev Totals for Dept: 42000000	119,189	157,485	109,474	165,979	165,979
0000010 Personnel Service					
6001000 SALARIES FULL-TIME	39,475	39,600	18,815	41,712	41,712
6001003 SALARIES OVERTIME	0	1,000	15	1,000	1,000
6001004 SALARIES SHIFT DIFFERENTIAL	141	0	93	250	250
6001009 OTHER PERSONNEL SERVICES	200	200	200	200	200
0000010 Personnel Service Totals	39,816	40,800	19,123	43,162	43,162
0000040 Contractual Expenditures					
6004010 BOOKS AND SUBSCRIPTIONS	430	400	0	400	400
6004012 OFFICE SUPPLIES	300	500	193	250	250
6004021 BLDG MAINTENANCE SUPPLIES	9,714	4,500	634	8,500	8,500
6004022 FUEL AND HEATING SUPPLIES	21,540	22,000	13,630	22,000	22,000

REPORT:BP032

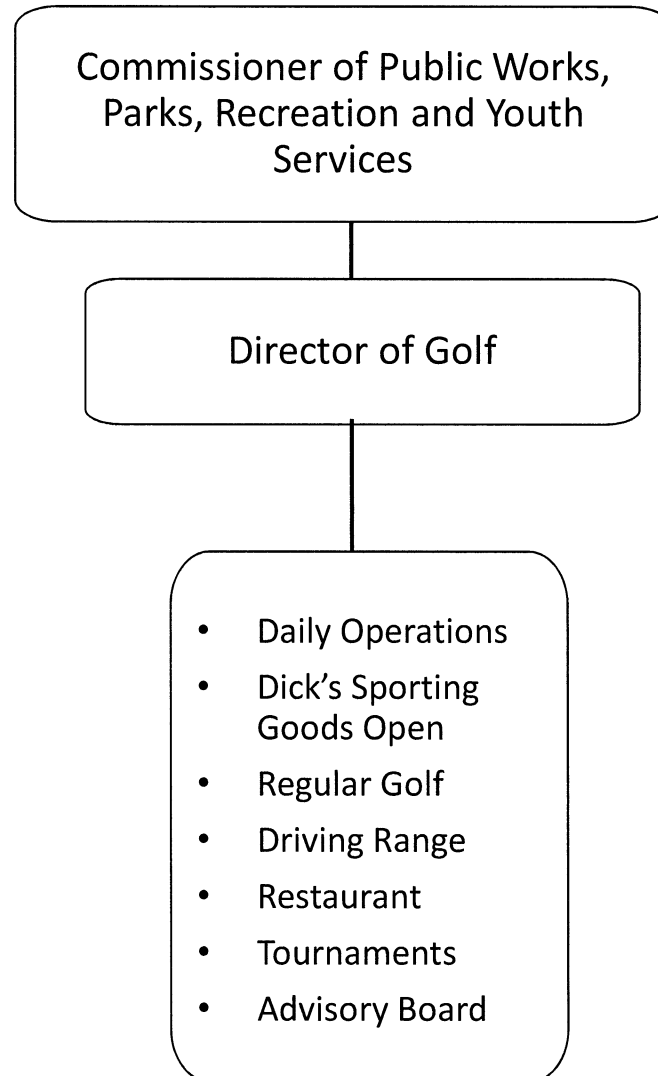
BROOME COUNTY GOVERNMENT
REVENUE AND APPROPRIATION SUMMARY BY DEPARTMENT

FUND: 1010 General Operating

DEPT: 42000000 Forum

Account	2018 Actuals	2019 Budget	2019 YTD Actuals As of 08/30/19	2020 Budget Requested	2020 Budget Recommended
6004023 BLDG AND GROUNDS SUPPLIES	8,541	7,000	13,654	9,000	9,000
6004048 MISC OPERATIONAL SUPPLIES	0	500	0	0	0
6004112 BLDG GROUNDS AND EQUIP REPAIR	10,143	10,645	0	10,000	10,000
6004113 WATER AND SEWAGE CHARGES	2,592	2,500	1,995	3,000	3,000
6004114 HEATING AND AIR COND PLANT EXP	4,907	5,000	10,145	5,500	5,500
6004115 ELECTRIC CURRENT	24,770	25,000	18,254	27,000	27,000
6004117 BUILDING AND GROUNDS EXPENSES	5,345	11,000	1,416	10,000	10,000
6004133 UNIFORM AND CLOTHING ALLOWANCE	0	250	0	250	250
6004137 ADVERTISING AND PROMOTION EXPE	0	500	499	500	500
6004138 OTHER OPERATIONAL EXPENSES	428	500	0	500	500
6004200 PROPERTY LOSS	1,166	0	0	0	0
0000040 Contractual Expenditures Totals	89,876	90,295	60,420	96,900	96,900
0000041 Chargeback Expenses					
6004602 INSURANCE PREMIUM CHARGEBACK	2,257	2,582	1,291	2,319	2,319
0000041 Chargeback Expenses Totals	2,257	2,582	1,291	2,319	2,319
0000080 Employee Benefits					
6008001 STATE RETIREMENT	4,997	4,205	2,057	5,917	5,917
6008002 SOCIAL SECURITY	2,950	3,030	1,447	3,302	3,302
6008006 LIFE INSURANCE	11	15	4	15	15
6008007 HEALTH INSURANCE	4,281	10,076	520	6,554	6,554
6008009 RETIREE HEALTH INSURANCE	3,048	6,402	4,268	6,722	6,722
6008010 DISABILITY INSURANCE	44	80	0	88	88
6008011 UNEMPLOYMENT INSURANCE	0	0	0	1,000	1,000
0000080 Employee Benefits Totals	15,331	23,808	8,296	23,598	23,598
Exp Totals for Dept: 42000000	147,280	157,485	89,130	165,979	165,979
Total for Dept: 42000000	-28,091	0	20,344	0	0

En-Joie Golf Course



En-Joie Golf Course

Mission Statement

The En-Joie Golf Club is in business to provide its members and patrons with a very high quality golfing experience.

Description

En-Joie Golf Club is a championship golf course nestled along the Susquehanna River in Endicott. En-Joie has been the focal point of golf in the Southern Tier and has a storied history within the golf community.

The golf course features 50 sand bunkers, numerous water hazards, bent grass greens and narrow tree-lined fairways that are sure to challenge any golfer. The facility includes an off-site practice driving range, large putting green, full-service snack bar and grill room, men's and women's locker rooms, and a professionally run golf shop.

En-Joie offers annual membership and is also open to the public. The golf course is typically open from early-April through late-November based upon weather.

The golf course hosts an annual event on the PGA Tour of Champions, the Dick's Sporting Goods Open, which draws visitors to the area and viewers from all over the country.

2020 Objectives

- Provide an extremely relaxing and enjoyable environment for the game of golf.
- Promote the game of golf within the community.
- Provide superior customer service to all members and guests.
- Provide innovative and technically sound golf instruction.
- Offer new and appealing merchandise for sale to the public.
- Maintain the best conditioned and manicured championship golf course in the County.
- Host member, charity, corporate, and municipal outings.
- Continually improving goodwill and faith within the surrounding community.

Public Works, Parks, Recreation & Youth Services (41010008)
 En-Joie Golf Course

As of
 7/5/2019

<u>Title of Position</u>	<u>Grade/Unit</u>	2018 <u>Actuals</u>	Current <u>Authorized</u>	2020 <u>Requested</u>	2020 <u>Recommended</u>
<u>Full-Time Positions</u>					
Director of Golf	NA	1	1	1	1
Superintendent of Golf	NA	1	1	1	1
Asst Superintendent of Golf	NA	1	1	1	1
Golf Course Mechanic	NA	1	1	1	1
Total Full-Time Positions		4	4	4	4
<u>Part-time Positions</u>					
None					
Total Part-Time Positions		0	0	0	0
Total Positions		4	4	4	4

REPORT:BP032

BROOME COUNTY GOVERNMENT
REVENUE AND APPROPRIATION SUMMARY BY DEPARTMENT

FUND: 3140 EnJoie Operating
DEPT: 41000000 En Joie Golf Course

Account	2018 Actuals	2019 Budget	2019 YTD Actuals As of 08/30/19	2020 Budget Requested	2020 Budget Recommended
0000002 Departmental Income					
5000234 DRIVING RANGE FEES	52,715	40,000	32,503	43,000	43,000
5000235 GREENS FEES	394,142	438,000	250,144	438,000	438,000
5000236 ANNUAL MEMBERSHIP	229,224	238,000	234,457	238,000	238,000
5000237 GOLF CART RENTALS	150,464	166,000	99,041	158,000	158,000
5000426 MISCELLANEOUS	4,886	4,000	5,029	4,500	4,500
5000434 MERCHANDISE SALES	69,175	63,000	43,081	71,000	71,000
0000002 Departmental Income Total	900,606	949,000	664,255	952,500	952,500
0000003 Use of Money					
5000451 INTEREST AND EARNINGS	2	0	76	0	0
5000465 TOURNAMENT RENTALS	126,160	123,500	0	126,000	126,000
5000467 RESTAURANT RENTAL	6,565	10,500	6,140	10,500	10,500
0000003 Use of Money Total	132,727	134,000	6,216	136,500	136,500
0000007 Misc Interfund Revenues					
5000562 TRANSFER FROM GENERAL FUND	36,125	0	0	19,008	19,008
5000569 TRANSFER - DEBT SERVICE FUND	0	3,590	4,374	2,375	2,375
0000007 Misc Interfund Revenues Total	36,125	3,590	4,374	21,383	21,383
0000009 Federal Aid					
5000952 ARRA DEBT REIMBURSEMENT	953	952	478	878	878
5000990 FEMA REVENUE	15,987	0	0	0	0
0000009 Federal Aid Total	16,940	952	478	878	878
Rev Totals for Dept: 41000000	1,086,398	1,087,542	675,323	1,111,261	1,111,261
0000010 Personnel Service					
6001000 SALARIES FULL-TIME	189,624	199,099	123,687	202,460	202,460
6001002 SALARIES TEMPORARY	260,436	280,000	191,124	291,000	291,000

BROOME COUNTY GOVERNMENT
 REVENUE AND APPROPRIATION SUMMARY BY DEPARTMENT

FUND: 3140 EnJoie Operating
 DEPT: 41000000 En Joie Golf Course

Account	2018 Actuals	2019 Budget	2019 YTD Actuals As of 08/30/19	2020 Budget Requested	2020 Budget Recommended
0000010 Personnel Service Totals	450,060	479,099	314,811	493,460	493,460
0000040 Contractual Expenditures					
6004000 MAT & SUPPLIES-SURFACE TREAT	0	0	286	0	0
6004012 OFFICE SUPPLIES	440	500	349	500	500
6004021 BLDG MAINTENANCE SUPPLIES	288	4,000	0	3,000	3,000
6004022 FUEL AND HEATING SUPPLIES	6,174	7,000	4,317	7,000	7,000
6004023 BLDG AND GROUNDS SUPPLIES	57,254	62,000	32,681	62,000	62,000
6004040 MOTOR EQUIPMENT SUPPLIES	9,786	10,000	2,917	10,000	10,000
6004046 GAS OIL GREASE AND DIESEL FUEL	17,734	15,000	6,245	16,000	16,000
6004047 TIRES AND TUBES	578	1,000	439	1,000	1,000
6004048 MISC OPERATIONAL SUPPLIES	17,827	15,000	24,417	18,000	18,000
6004053 RECREATIONAL AND ACTIVITY SUPP	46,858	40,000	44,119	44,000	44,000
6004054 SAFETY SUPPLIES	161	500	0	200	200
6004100 POSTAGE AND FREIGHT	0	50	0	50	50
6004101 TELEPHONE	0	50	0	50	50
6004105 DUES AND MEMBERSHIPS	3,369	3,300	3,036	3,500	3,500
6004112 BLDG GROUNDS AND EQUIP REPAIR	0	2,000	0	2,000	2,000
6004113 WATER AND SEWAGE CHARGES	17,274	23,000	7,748	21,000	21,000
6004115 ELECTRIC CURRENT	38,587	39,000	21,102	40,000	40,000
6004117 BUILDING AND GROUNDS EXPENSES	15,468	16,000	6,809	16,000	16,000
6004130 MOTOR EQUIP REPAIRS AND MAINT	1,072	2,000	812	2,000	2,000
6004137 ADVERTISING AND PROMOTION EXPE	10,078	12,000	9,212	12,000	12,000
6004138 OTHER OPERATIONAL EXPENSES	7,014	6,000	2,132	6,000	6,000
6004162 EDUCATION AND TRAINING	100	0	0	0	0
6004190 COUNTY RENTALS-MACHINERY	110,147	110,000	76,864	106,000	106,000
6004192 SOFTWARE MAINTENANCE	1,750	1,750	0	1,750	1,750
6004504 OTHER FINANCIAL SERVICES	11,413	12,067	7,904	12,076	12,076
0000040 Contractual Expenditures Totals	373,372	382,217	251,389	384,126	384,126
0000041 Chargeback Expenses					
6004602 INSURANCE PREMIUM CHARGEBACK	29,102	22,944	11,472	14,996	14,996
6004609 DATA PROCESSING CHARGEBACKS	11,900	18,718	9,359	27,884	27,884
6004614 OTHER CHARGEBACK EXPENSES	46	0	24	56	56
6004615 GASOLINE CHARGEBACK	603	0	0	0	0
6004617 DUPLICATING/PRINTING CHARGEBAC	49	101	21	56	56
6004618 OFFICE SUPPLIES CHARGEBACK	31	31	0	25	25
6004634 Indirect Costs - Excess of Bud	36,125	0	0	0	0
0000041 Chargeback Expenses Totals	77,856	41,794	20,876	43,017	43,017

REPORT:BP032

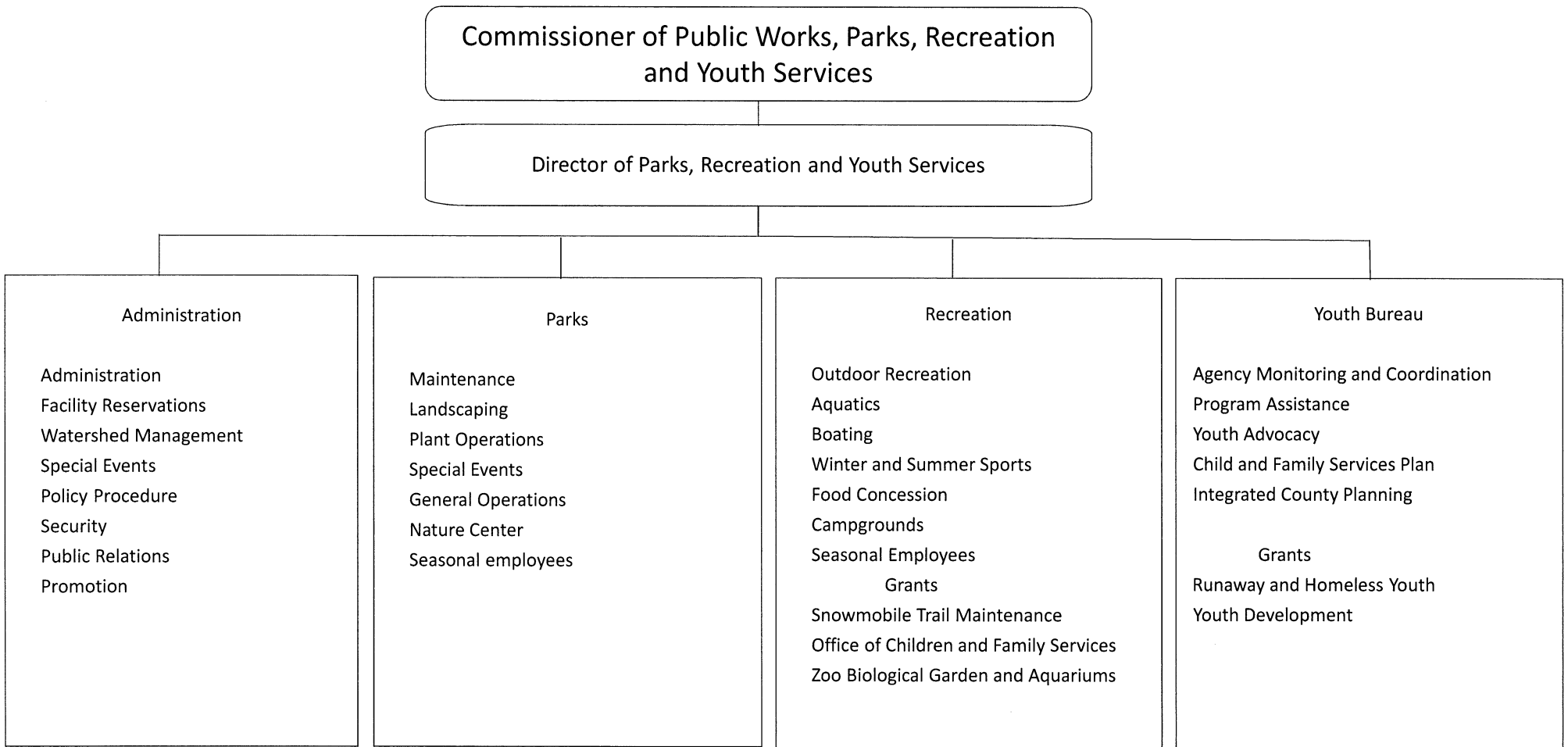
BROOME COUNTY GOVERNMENT
REVENUE AND APPROPRIATION SUMMARY BY DEPARTMENT

FUND: 3140 EnJoie Operating

DEPT: 41000000 En Joie Golf Course

Account	2018 Actuals	2019 Budget	2019 YTD Actuals As of 08/30/19	2020 Budget Requested	2020 Budget Recommended
0000060 Principal on Indebtedness					
6006000 PRINCIPAL ON SERIAL BONDS	7,663	8,049	8,049	8,549	8,549
6006001 PRINCIPAL ON BANS	0	23,333	23,333	23,333	23,333
0000060 Principal on Indebtedness Totals	7,663	31,382	31,382	31,882	31,882
0000070 Interest on Indebtedness					
6007000 INTEREST ON SERIAL BONDS	3,812	3,419	1,810	2,991	2,991
6007001 INTEREST ON BANS	0	10,500	10,500	8,167	8,167
0000070 Interest on Indebtedness Totals	3,812	13,919	12,310	11,158	11,158
0000080 Employee Benefits					
6008001 STATE RETIREMENT	23,453	26,192	16,822	25,678	25,678
6008002 SOCIAL SECURITY	33,623	35,299	23,520	37,000	37,000
6008004 WORKERS COMPENSATION	2,375	2,333	1,167	2,855	2,855
6008006 LIFE INSURANCE	15	15	8	30	30
6008007 HEALTH INSURANCE	35,185	36,708	24,321	44,055	44,055
6008011 UNEMPLOYMENT INSURANCE	33,606	38,000	35,335	38,000	38,000
0000080 Employee Benefits Totals	128,257	138,547	101,173	147,618	147,618
Exp Totals for Dept: 41000000	1,041,020	1,086,958	731,941	1,111,261	1,111,261
Total for Dept: 41000000	45,378	584	-56,618	0	0

Parks, Recreation and Youth Services



Parks, Recreation and Youth Services Administration

Mission Statement

The Administrative Division of the Parks and Recreation Department provides support services for the entire department and interfaces with the County Executive, Legislature, Law Department, State, Federal agencies and the community.

Description

Article XI provides for a Department of Parks and Recreation. It is a regionally based parks and recreation system serving a population of roughly 195,000 people. This park system consists of: Nathaniel Cole (317 acres) on County Route 63 in the Town of Colesville; Dorchester (1142 acres) in the Town of Triangle; Greenwood (415 acres) on County Route 320 in the Town of Nanticoke; Grippen and Roundtop (46 acres) in the Village of Endicott; Hawkins Pond (307 acres) in the Town of Windsor; and Otsiningo (150 acres) in the Town of Dickinson. This system also includes three beaches, a campground, cross-country skiing, swimming, boating, a BMX track and many other leisure activities. Annually, approximately two million people use this system.

The department is also responsible for Aqua-Terra (466 undeveloped acres) in the Town of Binghamton, the BAGSAI Complex (softball fields) and the Community Garden Plots both in the Town of Dickinson.

The Administrative Division is also responsible for the Broome County Youth Bureau including interaction with numerous community based groups, agencies, municipalities and individuals. The Division works with the Youth Bureau Advisory Board and its various committees to support the youth of Broome County.

2020 Objectives

- Provide quality facilities to the residents of Broome County.
- Maintain adequate level of service to the residents of Broome County.
- Increase funding through application of grants.
- Develop community partnerships through outreach to provide quality programming to Broome County.
- Develop new revenue streams to offset County support.
- Utilize Volunteers to assist in the Parks.
- Develop a master plan for future vision and efficiencies.
- Administer the following grants
 - NYS Snowmobile Trail Maintenance
 - NYS Zoo, Botanical Gardens and Aquariums

2020 Budget Highlights

- Maintain present level of service.
- Increase community park use through updated fees.

Parks, Recreation and Youth Services Youth Bureau

Mission Statement

The Broome County Youth Bureau's mission is to promote and encourage the development of a comprehensive system of services to youth and their families through planning, funding, coordination, evaluation and advocacy.

Description

The Broome County Youth Bureau was established by a resolution adopted by the Broome County Legislature on July 6, 1971. The Youth Bureau is responsible for distributing Office of Children & Family Services funds to local agencies that provide services for youth in accordance with the Broome County Child & Family Services Plan. Local agencies apply to the County (Youth Bureau) for funds. Applications are evaluated by the Youth Bureau Advisory Board and approved by the County Legislature and County Executive. The Youth Bureau then applies to the NYS Office of Children and Family Services and/or other sources for program funding and enters contracts with the agencies. The Youth Bureau also leads the efforts in planning for services for youth throughout Broome County.

2020 Objectives

- Conduct a comprehensive needs assessment for youth.
- Lead the effort to define goals, gather data and develop a comprehensive continuum for runaway and homeless youth, including the implementation of a program for runaway/homeless youth under age 21.
- Monitor and evaluate all residential services provided for runaway and homeless youth under age of 21.

- Act as lead entity in planning efforts for youth in Broome County including the assessment of local youth needs and the development of strategies to address those needs.
- Reevaluate the funding priorities to better match the needs of the youth of Broome County.
- Increase efficiencies using park staff and procedures.

2020 Budget Highlights

- Maintain Youth Services Program costs to state aid support level without any funding cost to Broome County.
- Collaborate with the Parks to provide Youth Programming in the summer months led by the Recreation and Youth Services Coordinator.

Public Works, Parks, Recreation and Youth Services 43010008
Administration

<u>Title of Position</u>	<u>Grade/Unit</u>	2018 <u>Actuals</u>	As of 7/5/2019 Current <u>Authorized</u>	2020 <u>Requested</u>	2020 <u>Recommended</u>
<u>Full-Time Positions</u>					
Director of Parks, Recreation and Youth Services	B Admin II	1	1	1	1
Secretary	13 CSEA	1	1	1	1
Total Full-Time Positions		2	2	2	2
<u>Part-Time Positions</u>					
None					
Total Part-Time Positions		0	0	0	0
Total Positions		2	2	2	2

BROOME COUNTY GOVERNMENT
 REVENUE AND APPROPRIATION SUMMARY
 BY DEPARTMENT AND DIVISION

FUND: 1010 General Operating
 DEPT: 43000000 Parks and Recreation
 DIV: 01 Parks & Rec-Admin

Account	2018 Actuals	2019 Budget	2019 YTD Actuals As of 08/30/19	2020 Budget Requested	2020 Budget Recommended
43000000 Parks and Recreation					
0000002 Departmental Income					
5000165 MISCELLANEOUS	7,812	8,000	6,025	10,500	10,500
5000196 GROUND RENTALS	15,500	11,000	12,833	15,500	15,500
5000207 UNIFORM SALES	30	0	0	0	0
5000440 CHARGEBACK OF SERVICES PROVIDE	380	0	0	0	0
0000002 Departmental Income Totals	23,722	19,000	18,858	26,000	26,000
0000003 Use of Money					
5000451 INTEREST AND EARNINGS	144	0	151	0	0
0000003 Use of Money Totals	144	0	151	0	0
0000004 Licenses and Permits					
5000481 PERMITS	140	0	0	0	0
0000004 Licenses and Permits Totals	140	0	0	0	0
0000007 Misc Interfund Revenues					
5000534 TRANSFER FROM INSURANCE RESERV	206	5,058	5,058	0	0
5000545 CREDIT CARD REBATES	314	0	29	0	0
5000546 Trust Account Inflows	60,661	0	0	0	0
0000007 Misc Interfund Revenues Totals	61,181	5,058	5,087	0	0
0000008 State Aid					
5000873 YOUTH BUREAU	33,907	34,000	0	34,000	34,000
5000875 YOUTH SERVICE PROGRAMS	362,672	223,000	-166,529	223,000	223,000
0000008 State Aid Totals	396,579	257,000	-166,529	257,000	257,000
Rev Total for Div: 4301	481,766	281,058	-142,433	283,000	283,000

0000010 Personnel Service

REPORT:BP033

BROOME COUNTY GOVERNMENT
REVENUE AND APPROPRIATION SUMMARY
BY DEPARTMENT AND DIVISION

FUND: 1010 General Operating
DEPT: 43000000 Parks and Recreation
DIV: 01 Parks & Rec-Admin

Account	2018 Actuals	2019 Budget	2019 YTD Actuals As of 08/30/19	2020 Budget Requested	2020 Budget Recommended
6001000 SALARIES FULL-TIME	110,833	115,590	71,415	114,294	114,294
0000010 Personnel Service Totals	110,833	115,590	71,415	114,294	114,294
0000040 Contractual Expenditures					
6004010 BOOKS AND SUBSCRIPTIONS	0	400	26	400	400
6004012 OFFICE SUPPLIES	1,001	1,300	797	1,300	1,300
6004030 FOOD AND BEVERAGES	0	25	0	25	25
6004048 MISC OPERATIONAL SUPPLIES	0	50	0	50	50
6004100 POSTAGE AND FREIGHT	0	25	0	25	25
6004105 DUES AND MEMBERSHIPS	400	602	300	602	602
6004106 GENERAL OFFICE EXPENSES	454	500	178	500	500
6004115 ELECTRIC CURRENT	18	0	0	0	0
6004133 UNIFORM AND CLOTHING ALLOWANCE	399	0	0	0	0
6004137 ADVERTISING AND PROMOTION EXPE	80	250	0	250	250
6004139 Trust Account Outflows	54,859	0	0	0	0
6004141 YOUTH SERVICE PROGRAMS	158,347	192,000	-7,099	192,000	192,000
6004147 OTHER PROGRAM EXPENSE	3,570	4,000	6,800	5,250	5,250
6004161 TRAVEL HOTEL AND MEALS	0	250	267	250	250
6004162 EDUCATION AND TRAINING	231	150	0	150	150
6004165 ADVISORY BD/TRUSTEES EXPENSES	0	150	0	150	150
6004200 PROPERTY LOSS	206	5,058	5,058	0	0
0000040 Contractual Expenditures Totals	219,565	204,760	6,327	200,952	200,952
0000041 Chargeback Expenses					
6004602 INSURANCE PREMIUM CHARGEBACK	15,365	10,963	5,481	7,653	7,653
6004610 PERSONNEL SERVICES CHARGEBACKS	3,907	3,907	0	3,907	3,907
6004616 FLEET SERVICE CHARGEBACK	2,250	0	2,256	0	0
0000041 Chargeback Expenses Totals	21,522	14,870	7,737	11,560	11,560
0000080 Employee Benefits					
6008001 STATE RETIREMENT	13,458	15,668	8,957	15,730	15,730
6008002 SOCIAL SECURITY	8,225	8,843	5,286	8,743	8,743
6008004 WORKERS COMPENSATION	49,963	40,562	20,281	25,614	25,614
6008006 LIFE INSURANCE	30	30	11	30	30
6008007 HEALTH INSURANCE	10,269	11,583	7,191	12,161	12,161
6008009 RETIREE HEALTH INSURANCE	87,247	97,450	58,437	91,114	91,114
6008010 DISABILITY INSURANCE	88	80	52	88	88

REPORT:BP033

BROOME COUNTY GOVERNMENT
REVENUE AND APPROPRIATION SUMMARY
BY DEPARTMENT AND DIVISION

FUND: 1010 General Operating
DEPT: 43000000 Parks and Recreation
DIV: 01 Parks & Rec-Admin

Account	2018 Actuals	2019 Budget	2019 YTD Actuals As of 08/30/19	2020 Budget Requested	2020 Budget Recommended
6008011 UNEMPLOYMENT INSURANCE	6,185	0	0	0	0
6008013 HEALTH INS - RETIRE INCENTIVE	3,292	0	0	0	0
0000080 Employee Benefits Totals	178,757	174,216	100,215	153,480	153,480
Exp Total for Div: 4301	530,677	509,436	185,694	480,286	480,286
Total for Div: 43000000	-48,911	-228,378	-328,127	-197,286	-197,286

Parks, Recreation and Youth Services

Recreation

Mission Statement

To provide a safe and varied recreational experience that is family oriented yet can meet the needs of youth, senior citizens, and the disabled on a regional basis.

Description

Article XI provides for a Department of Parks and Recreation. It is a regionally based parks and recreation system serving a population of roughly 185,000 people. This park system consists of: Nathaniel Cole (317 acres) on County Route 63 in the Town of Colesville; Dorchester (1142 acres) in the Town of Triangle; Greenwood (415 acres) on County Route 320 in the Town of Nanticoke; Grippen and Roundtop (46 acres) in the Village of Endicott; Hawkins Pond (307 acres) in the Town of Windsor; and Otsiningo (150 acres) in the Town of Dickinson. This system also includes three beaches, a campground, cross-country skiing, swimming, boating, a BMX track and many other leisure activities. Annually, approximately two million people use this system.

The department is also responsible for Aqua-Terra (466 undeveloped acres) in the Town of Binghamton, the BAGSAI Complex (softball fields) and the Community Garden Plots both in the Town of Dickinson, and the property surrounding the Nature Center at Finch Hollow.

2020 Objectives

- Increase use of Social Media to promote Parks.
- Conduct the following special events
 - Crappie Derby
 - Relay for Life and other fundraising walks and runs
 - Broome Bands Together Concert Series
 - Spiedie Fest and Balloon Rally
 - Broome County Parks Triathlon
 - Movies in the Parks
 - Broome County Parks Winter Fest
- Look to provide education for staff for training within the department to develop added efficiencies.
- Search for new partnerships for additional special events throughout the community.
- Develop new marketing avenues and leisure entertainment activities for families.
- Utilize volunteers to assist in parks.

2020 Budget Highlights

- Increased revenue and attendance from the new stage at Otsiningo Park and Nathaniel Cole Park Disc Golf Course.
- Increase in seasonal worker costs due to increase in New York State minimum wage.

Public Works, Parks, Recreation & Youth Services 43020008
 Recreation

<u>Title of Position</u>	<u>Grade/Unit</u>	2018 <u>Actuals</u>	As of 7/5/2019 Current <u>Authorized</u>	2020 <u>Requested</u>	2020 <u>Recommended</u>
<u>Full-Time Positions</u>					
Recreation and Youth Services Coordinator	15 BAPA	1	1	1	1
Total Full-Time Positions		1	1	1	1
<u>Part-Time Positions</u>					
Total Part-Time Positions		0	0	0	0
Total Positions		1	1	1	1

REPORT:BP033

BROOME COUNTY GOVERNMENT
REVENUE AND APPROPRIATION SUMMARY
BY DEPARTMENT AND DIVISION

FUND: 1010 General Operating
DEPT: 43000000 Parks and Recreation
DIV: 02 Parks & Rec-Recreation

Account	2018 Actuals	2019 Budget	2019 YTD Actuals As of 08/30/19	2020 Budget Requested	2020 Budget Recommended
0000002 Departmental Income					
5000165 MISCELLANEOUS	0	4,000	0	0	0
5000168 FOOD CONCESSION	24,283	42,000	20,724	32,000	32,000
5000169 BOAT CONCESSION	34,760	45,000	25,226	46,000	46,000
5000170 CAMPING	5,730	41,000	2,846	39,000	39,000
5000171 SHELTER RENTAL	81,780	50,000	70,354	50,100	50,100
5000172 SKI CONCESSION	2,151	3,000	1,439	3,000	3,000
5000196 GROUND RENTALS	6,529	6,000	3,230	7,500	7,500
5000207 UNIFORM SALES	50	50	50	50	50
0000002 Departmental Income Totals	155,283	191,050	123,869	177,650	177,650
0000008 State Aid					
5000835 STATE AID	35,000	35,000	35,000	35,000	35,000
0000008 State Aid Totals	35,000	35,000	35,000	35,000	35,000
Rev Total for Div: 4302	190,283	226,050	158,869	212,650	212,650
0000010 Personnel Service					
6001000 SALARIES FULL-TIME	73,178	41,575	14,796	42,345	42,345
6001002 SALARIES TEMPORARY	208,753	200,000	195,748	248,706	248,706
6001003 SALARIES OVERTIME	5,332	8,000	5,878	8,000	8,000
6001009 OTHER PERSONNEL SERVICES	1,250	1,200	1,150	2,650	2,650
0000010 Personnel Service Totals	288,513	250,775	217,572	301,701	301,701
0000040 Contractual Expenditures					
6004030 FOOD AND BEVERAGES	12,723	17,100	12,448	17,100	17,100
6004048 MISC OPERATIONAL SUPPLIES	4,567	6,000	0	6,000	6,000
6004053 RECREATIONAL AND ACTIVITY SUPP	14,622	5,000	123	7,500	7,500
6004126 RECREATIONAL AND ACTIVITY EXPE	0	500	225	3,000	3,000
0000040 Contractual Expenditures Totals	31,912	28,600	12,796	33,600	33,600

REPORT:BP033

BROOME COUNTY GOVERNMENT
 REVENUE AND APPROPRIATION SUMMARY
 BY DEPARTMENT AND DIVISION

FUND: 1010 General Operating
 DEPT: 43000000 Parks and Recreation
 DIV: 02 Parks & Rec-Recreation

Account	2018 Actuals	2019 Budget	2019 YTD Actuals As of 08/30/19	2020 Budget Requested	2020 Budget Recommended
0000041 Chargeback Expenses					
6004614 OTHER CHARGEBACK EXPENSES	35,000	35,000	0	35,000	35,000
0000041 Chargeback Expenses Totals	35,000	35,000	0	35,000	35,000
0000080 Employee Benefits					
6008001 STATE RETIREMENT	14,366	4,415	10,709	17,853	17,853
6008002 SOCIAL SECURITY	21,610	18,080	16,607	22,265	22,265
6008006 LIFE INSURANCE	15	15	3	15	15
6008007 HEALTH INSURANCE	15,775	10,076	1,280	5,374	5,374
6008009 RETIREE HEALTH INSURANCE	0	17,284	11,523	18,149	18,149
0000080 Employee Benefits Totals	51,766	49,870	40,122	63,656	63,656
Exp Total for Div: 4302	407,191	364,245	270,490	433,957	433,957
Total for Div: 43000000	-216,908	-138,195	-111,621	-221,307	-221,307

Parks, Recreation and Youth Services

Parks

Mission Statement

To provide the skilled support services that maintain the various buildings and grounds in the Parks & Recreation Department using the most efficient and cost-effective methods available while providing for the safety and health of the patron.

Description

Article XI provides for a Department of Parks and Recreation. It is a regionally based parks and recreation system serving a population of roughly 185,000 people. This park system consists of: Nathaniel Cole (317 acres) on County Route 63 in the Town of Colesville; Dorchester (1142 acres) in the Town of Triangle; Greenwood (415 acres) on County Route 320 in the Town of Nanticoke; Grippen and Roundtop (46 acres) in the Village of Endicott; Hawkins Pond (307 acres) in the Town of Windsor; and Otsiningo (150 acres) in the Town of Dickinson. This system also includes three beaches, a campground, cross-country skiing, swimming, boating, a BMX track and many other leisure activities. Annually, approximately two million people use this system.

The department is also responsible for Aqua-Terra (466 undeveloped acres) in the Town of Binghamton, the BAGSAI Complex (softball fields) and the Community Garden Plots both in the Town of Dickinson.

2020 Objectives

- Raise the visibility of the department through: promotional literature, public service announcements, participation by department personnel in public forums relevant to our mission, outreach to, and cooperation with, current and potential parks user

groups, and whatever other cost-effective means are at our disposal.

- Facilitate maintenance of facilities through regular park inspections and consultation with Risk Manager.
- Enhance efficiency and promote cost-savings by forming partnerships with recreation groups, local municipalities and other County departments.
- Maintain a comprehensive schedule of special events, ranging from established events such as the Spiedie Fest and Balloon Rally and the Broome County Parks Triathlon.
- Utilize volunteers to assist in parks.

2020 Budget Highlights

- Purchase necessary equipment.
- Capital improvement request for parks construction projects, surface rehabilitation, equipment replacement, repairs and renovations.
- Increase in seasonal worker costs due to increase in New York State minimum wage.
- Increase in seasonal worker hours to cut down on overtime hours of full-time positions.

Public Works, Parks, Recreation and Youth Services 43030008
Parks

<u>Title of Position</u>	<u>Grade/Unit</u>	<u>2018 Actuals</u>	<u>As of 7/5/2019 Current Authorized</u>	<u>2020 Requested</u>	<u>2020 Recommended</u>
<u>Full-Time Positions</u>					
Park Manager	AFSCME	2	2	2	2
Assistant Park Manager	AFSCME	3	4	5	5
Park Equipment Maintenance Mechanic	AFSCME	1	1	1	1
Park Technician	AFSCME	5	5	5	5
Senior Park Technician	AFSCME	3	3	3	3
Total Full-Time Positions		14	15	16	16
<u>Part-Time Positions</u>					
None					
Total Part-Time Positions		0	0	0	0
Total Positions		14	15	16	16

REPORT:BP033

BROOME COUNTY GOVERNMENT
REVENUE AND APPROPRIATION SUMMARY
BY DEPARTMENT AND DIVISION

FUND: 1010 General Operating
DEPT: 43000000 Parks and Recreation
DIV: 03 Parks & Rec-Parks

Account	2018 Actuals	2019 Budget	2019 YTD Actuals As of 08/30/19	2020 Budget Requested	2020 Budget Recommended
0000010 Personnel Service					
6001000 SALARIES FULL-TIME	702,037	753,263	484,760	829,674	829,674
6001002 SALARIES TEMPORARY	100,352	90,000	85,497	151,335	151,335
6001003 SALARIES OVERTIME	40,045	22,000	29,905	45,000	45,000
6001004 SALARIES SHIFT DIFFERENTIAL	2,517	2,300	1,398	2,750	2,750
6001009 OTHER PERSONNEL SERVICES	5,739	7,000	3,080	7,000	7,000
0000010 Personnel Service Totals	850,690	874,563	604,640	1,035,759	1,035,759
0000040 Contractual Expenditures					
6004021 BLDG MAINTENANCE SUPPLIES	17,071	26,000	13,374	30,000	30,000
6004022 FUEL AND HEATING SUPPLIES	13,201	22,000	4,222	22,000	22,000
6004023 BLDG AND GROUNDS SUPPLIES	18,263	28,000	17,567	28,000	28,000
6004030 FOOD AND BEVERAGES	973	0	0	0	0
6004040 MOTOR EQUIPMENT SUPPLIES	12,263	25,000	13,247	25,000	25,000
6004046 GAS OIL GREASE AND DIESEL FUEL	13,698	15,000	9,873	15,000	15,000
6004047 TIRES AND TUBES	3,157	8,000	1,708	8,000	8,000
6004048 MISC OPERATIONAL SUPPLIES	2,950	5,000	3,302	5,000	5,000
6004053 RECREATIONAL AND ACTIVITY SUPP	3,199	1,000	0	1,000	1,000
6004106 GENERAL OFFICE EXPENSES	0	100	0	100	100
6004112 BLDG GROUNDS AND EQUIP REPAIR	0	500	0	500	500
6004113 WATER AND SEWAGE CHARGES	9,488	10,000	3,087	10,000	10,000
6004115 ELECTRIC CURRENT	36,451	30,000	22,878	31,675	31,675
6004117 BUILDING AND GROUNDS EXPENSES	29,060	17,500	21,365	32,500	32,500
6004130 MOTOR EQUIP REPAIRS AND MAINT	0	1,000	0	1,000	1,000
6004133 UNIFORM AND CLOTHING ALLOWANCE	3,510	4,556	3,385	5,000	5,000
6004138 OTHER OPERATIONAL EXPENSES	542	2,500	487	12,500	12,500
6004162 EDUCATION AND TRAINING	536	2,000	0	3,000	3,000
0000040 Contractual Expenditures Totals	164,362	198,156	114,495	230,275	230,275
0000041 Chargeback Expenses					
6004614 OTHER CHARGEBACK EXPENSES	15,301	7,300	17,999	7,300	7,300
6004615 GASOLINE CHARGEBACK	14,847	24,000	3,940	16,500	16,500
6004616 FLEET SERVICE CHARGEBACK	0	2,256	0	0	0
0000041 Chargeback Expenses Totals	30,148	33,556	21,939	23,800	23,800

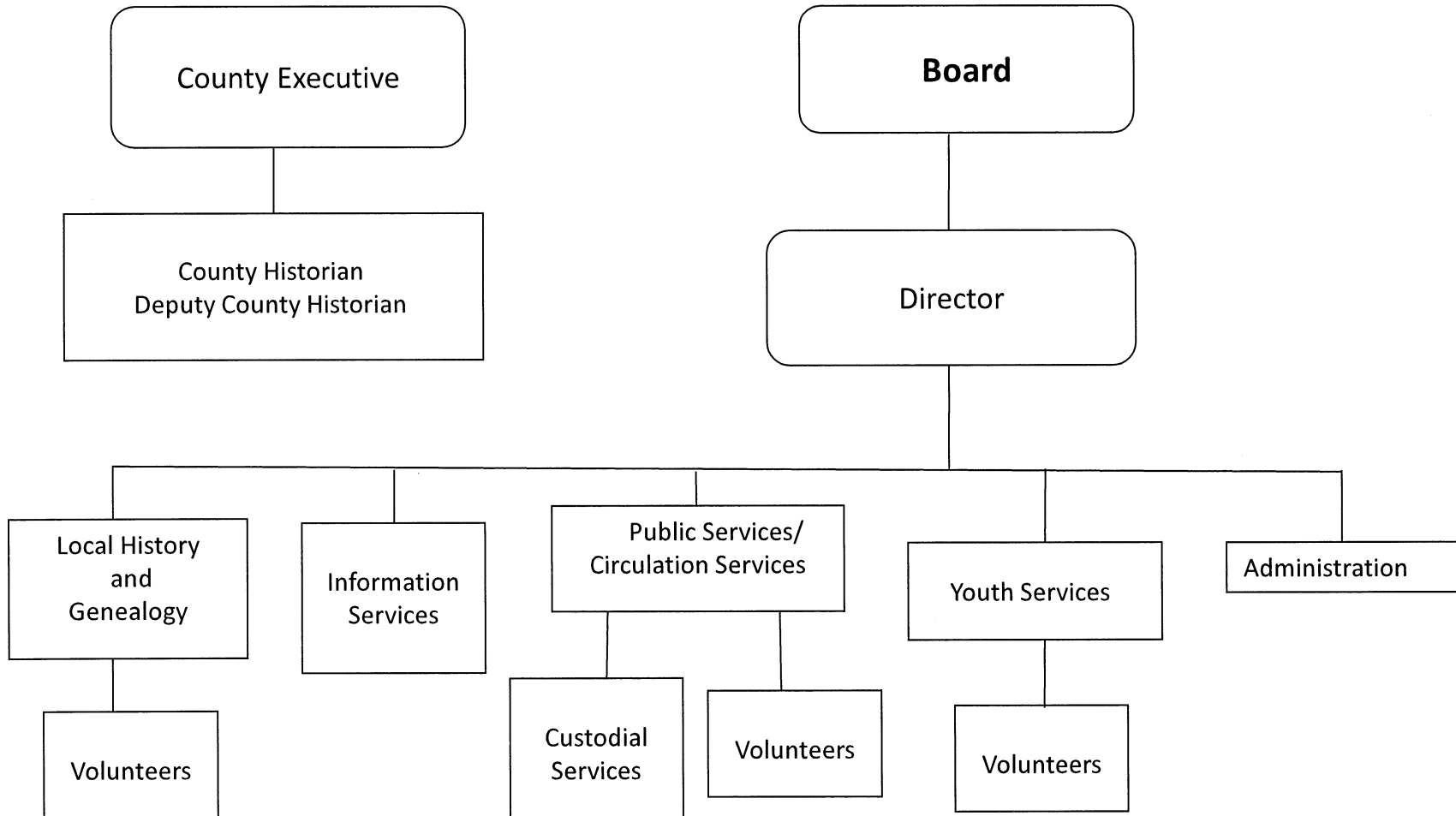
REPORT:BP033

BROOME COUNTY GOVERNMENT
 REVENUE AND APPROPRIATION SUMMARY
 BY DEPARTMENT AND DIVISION

FUND: 1010 General Operating
 DEPT: 43000000 Parks and Recreation
 DIV: 03 Parks & Rec-Parks

Account	2018 Actuals	2019 Budget	2019 YTD Actuals As of 08/30/19	2020 Budget Requested	2020 Budget Recommended
0000080 Employee Benefits					
6008001 STATE RETIREMENT	106,860	112,161	73,757	140,163	140,163
6008002 SOCIAL SECURITY	61,853	64,510	44,119	79,741	79,741
6008006 LIFE INSURANCE	217	225	79	240	240
6008007 HEALTH INSURANCE	142,448	149,028	94,005	176,504	176,504
6008009 RETIREE HEALTH INSURANCE	259,266	273,310	190,773	301,230	301,230
6008010 DISABILITY INSURANCE	61	80	3	80	80
6008011 UNEMPLOYMENT INSURANCE	2,641	0	5,704	0	0
0000080 Employee Benefits Totals	573,346	599,314	408,440	697,958	697,958
Exp Total for Div: 4303	1,618,546	1,705,589	1,149,514	1,987,792	1,987,792
Total for Div: 43000000	-1,618,546	-1,705,589	-1,149,514	-1,987,792	-1,987,792
Total for Dept: 43000000	-1,884,365	-2,072,162	-1,589,262	-2,406,385	-2,406,385

Library



County Public Library

Mission Statement

To provide materials and services to ensure community residents meet their personal, educational, professional and recreational information needs.

Description

The Library provides information for economic development and civic engagement within the community. Materials in various formats and programs are provided to assist individuals and businesses in effectively responding to changing community needs.

The Library serves as the gateway to reading and early literacy for children and young adults. Consideration is given to stimulating interest and appreciation of reading and cultural engagement through programming and collection development.

The Library is the source of free recreational reading and lifelong learning for residents and visitors. Emphasis is placed on providing a broad range of fiction, non-fiction, and informational items in a variety of formats for all ages and reading levels. Librarians create and teach classes to engage the community, enhance community resilience, and promote educational goals. Collection development tools are employed to meet the needs of this diverse community.

The Library houses and maintains a unique collection of local-history and genealogical materials, joining the collections of the Library and the Broome County Historical Society. This allows researchers access to a wide range of local history materials.

The Library is comprised of two defined service areas. As part of county government, the Library serves the citizens residing within the

political jurisdiction of Broome County. According to the 2010 US census, this encompasses a geographical area of 707 square miles and a population of 200,600. In addition, the Library is chartered by New York State to serve as the Central Library for the Four County Library System, which includes the residents of Chenango, Delaware, and Otsego Counties, an additional 161,132 residents. A total service population of 361,732.

To meet the needs of this diverse patron base, the Library features the following departments.

Information Services

- Broad based one-on-one or group research assistance
- Accommodation of all ages, intellectual and physical ability, and reading levels
- Extensive research collection
- Electronic online resources
- Business files/research tools
- Classes, workshops, and casual gatherings for adults covering a wide variety of interests, including basic computer classes
- Current and popular materials in a variety of formats
- Obtain multiple copies to meet demand
- Monthly Community Book Clubs meeting in various locations to enhance community cohesion
- Reader's advisory service Current and popular materials in a variety of formats

Public Services

- Safe space for learning and meeting
- Approachable and knowledgeable staff
- Clear signage
- Appropriate Technology for Information Discovery
- Accessible shelving
- Comfortable casual seating
- Adequate bandwidth and Wi-Fi capability

Youth Services

- Variety of materials and formats
 - Multiple copies of popular titles
 - Youth-friendly staff
 - Easy accessibility
 - Ample, safe, and inviting space
 - Variety of early literacy and STEM programs for ages 0-18
 - Summer Reading and Educational and Programming
- Cooperative programming with local schools and other agencies

Local History and Genealogy Center

- Cooperative materials collection
- Extensive primary source documents, photographic, digital and archival materials
- Regional focus for genealogical and migration materials
- Educational programs for local groups and schools
- Periodical collection specializing in genealogy and history
- Ongoing digitization projects for rare and archival materials
- Indexing and abstracting of original materials for database
- Microfilm copies of newspapers and census documents

2020 Objectives

- Provide free materials, resources, and services to community members.
- Improve service to the 41 libraries in the Four County Library System.
- Improve marketing and visibility of library resources and programs
- Update Library collection for currency and relevancy
- Identify community needs and implement response
- Collaborate with local educational institutions
- Enhance community resiliency and improve sustainability of the Library
- Enhance cooperation and collaboration with local Educational not-for-profit organizations
- Provide workshops and educational programs for school groups, and summer reading programs for children and adults.
- Obtain grant funding and seek partnerships from outside sources to increase programming capacity

2020 Budget Highlights

- Improve Library service to the community
- Improve communication with community
- Enhance resource and program cooperation with the 41 libraries in the Four County Library System.
- Continued Expansion of electronic resource materials to meet the needs of the community
- Maintain 20 year old facility in a safe and aesthetically pleasing manner

County Library 40000008

<u>Title of Position</u>	<u>Grade/Unit</u>	2018 <u>Actuals</u>	As of July 5, 2019 Current <u>Authorized</u>	2020 <u>Requested</u>	2020 <u>Recommended</u>
<u>Full-Time Positions</u>					
Library Director III	F Admin	1	1	1	1
Librarian III	20 CSEA	1	1	1	1
Librarian II	18 CSEA	2	2	2	2
Librarian I	16 CSEA	2	2	3	2
Library Assistant	13 CSEA	1	1	1	1
Principal Library Clerk	12 CSEA	1	1	1	1
Senior Library Clerk	8 CSEA	2	2	2	2
Library Clerk	6 CSEA	3	3	3	3
Page	5 CSEA	1	1	1	1
Total Full-Time Positions		14	14	15	14
<u>Part-Time Positions</u>					
Custodial Worker	6 CSEA	3	3	3	3
Library Clerk	6 CSEA	5	5	5	5
Senior Account Clerk	9 CSEA	0	0	1	0
County Historian	NA	1	1	1	1
Deputy County Historian	NA	1	1	1	1
Total Part-Time Positions		10	10	11	10
Total Positions		24	24	26	24

REPORT:BP032

BROOME COUNTY GOVERNMENT
REVENUE AND APPROPRIATION SUMMARY BY DEPARTMENT

FUND: 3150 Library Operating
DEPT: 40000000 County Library

Account	2018 Actuals	2019 Budget	2019 YTD Actuals As of 08/30/19	2020 Budget Requested	2020 Budget Recommended
0000002 Departmental Income					
5000100 LIBRARY COPY FEES	9,551	8,000	5,939	8,000	8,000
5000102 COMMISSIONER OF FINANCE	331	0	166	300	300
5000177 RENTALS & FEES	11,702	12,000	7,735	12,000	12,000
5000189 OTHER LOCAL GOVERNMENTS	717,998	735,948	367,974	750,640	750,640
5000312 RENTAL CHARGEBACKS	15,000	15,000	0	15,000	15,000
5000333 OTHER DEPARTMENTAL CHARGEBACK	35	0	0	0	0
5000426 MISCELLANEOUS	31,602	30,000	15,945	15,000	15,000
0000002 Departmental Income Total	786,219	800,948	397,759	800,940	800,940
0000003 Use of Money					
5000451 INTEREST AND EARNINGS	3,688	2,000	6,459	3,000	3,000
5000470 VENDING MACHINE	661	500	787	700	700
5000471 COMMISSIONS	965	500	477	800	800
0000003 Use of Money Total	5,314	3,000	7,723	4,500	4,500
0000007 Misc Interfund Revenues					
5000531 GIFTS AND DONATIONS	2,100	500	78	500	500
5000534 TRANSFER FROM INSURANCE RESERV	130	16,861	16,861	0	0
5000545 CREDIT CARD REBATES	97	0	34	50	50
5000562 TRANSFER FROM GENERAL FUND	1,249,838	1,112,557	1,112,557	1,311,827	1,179,843
0000007 Misc Interfund Revenues Total	1,252,165	1,129,918	1,129,530	1,312,377	1,180,393
0000008 State Aid					
5000808 OTHER STATE AID	82,628	42,059	62,210	79,628	79,628
0000008 State Aid Total	82,628	42,059	62,210	79,628	79,628
0000009 Federal Aid					
5000952 ARRA DEBT REIMBURSEMENT	656	655	329	604	604
0000009 Federal Aid Total	656	655	329	604	604
Rev Totals for Dept: 40000000	2,126,982	1,976,580	1,597,551	2,198,049	2,066,065

BROOME COUNTY GOVERNMENT
 REVENUE AND APPROPRIATION SUMMARY BY DEPARTMENT

FUND: 3150 Library Operating
 DEPT: 40000000 County Library

Account	2018 Actuals	2019 Budget	2019 YTD Actuals As of 08/30/19	2020 Budget Requested	2020 Budget Recommended
0000010 Personnel Service					
6001000 SALARIES FULL-TIME	626,977	631,644	381,841	679,446	634,139
6001001 SALARIES PART-TIME	57,475	66,385	43,024	119,656	84,656
6001003 SALARIES OVERTIME	0	0	67	0	0
0000010 Personnel Service Totals	684,452	698,029	424,932	799,102	718,795
0000020 Equipment and Capital Outlay					
6002600 MAINTENANCE EQUIPMENT	0	0	0	5,975	5,975
0000020 Equipment and Capital Outlay Totals	0	0	0	5,975	5,975
0000040 Contractual Expenditures					
6004010 BOOKS AND SUBSCRIPTIONS	4,737	0	498	1,000	1,000
6004012 OFFICE SUPPLIES	2,981	8,000	1,248	2,400	2,400
6004021 BLDG MAINTENANCE SUPPLIES	0	800	268	800	800
6004022 FUEL AND HEATING SUPPLIES	21,001	25,000	13,788	29,000	29,000
6004023 BLDG AND GROUNDS SUPPLIES	4,954	7,000	1,649	4,300	4,300
6004030 FOOD AND BEVERAGES	0	0	0	100	100
6004048 MISC OPERATIONAL SUPPLIES	464	0	739	13,116	5,616
6004055 COMPUTER SOFTWARE AND SUPPLIES	59,453	62,290	0	74,711	67,211
6004056 COMPUTER EQUIPMENT(NON CAPITAL)	371	600	0	2,000	2,000
6004070 BOOKS ADULT SERVICES	35,697	58,401	23,502	69,000	64,000
6004071 JUVENILE BOOKS	37,532	47,389	26,724	48,000	48,000
6004072 REFERENCE MATERIALS	0	0	0	2,200	2,200
6004073 SUBSCRIPTIONS	172	5,000	2,094	10,000	5,000
6004074 AUDIOVISUAL MATERIALS	20,895	40,000	11,530	41,000	41,000
6004075 ELECTRONIC ACCESS MATERIALS	16,435	25,000	2,928	28,980	28,980
6004100 POSTAGE AND FREIGHT	145	200	357	700	700
6004105 DUES AND MEMBERSHIPS	636	1,309	600	2,050	2,050
6004106 GENERAL OFFICE EXPENSES	4,090	4,090	0	4,090	4,090
6004112 BLDG GROUNDS AND EQUIP REPAIR	0	1,500	125	2,000	2,000
6004113 WATER AND SEWAGE CHARGES	2,514	2,600	787	3,060	3,060
6004115 ELECTRIC CURRENT	51,004	60,000	20,031	60,000	54,500
6004117 BUILDING AND GROUNDS EXPENSES	23,333	24,750	11,111	28,883	28,883
6004130 MOTOR EQUIP REPAIRS AND MAINT	0	0	15,000	15,000	10,000
6004136 OPERATIONAL EQUIPMENT REPAIRS	0	0	0	2,000	2,000

REPORT:BP032

BROOME COUNTY GOVERNMENT
REVENUE AND APPROPRIATION SUMMARY BY DEPARTMENT

FUND: 3150 Library Operating
DEPT: 40000000 County Library

Account	2018 Actuals	2019 Budget	2019 YTD Actuals As of 08/30/19	2020 Budget Requested	2020 Budget Recommended
6004137 ADVERTISING AND PROMOTION EXPE	325	0	0	2,000	2,000
6004138 OTHER OPERATIONAL EXPENSES	26,231	15,000	435	4,500	15,000
6004160 MILEAGE AND PARKING-LOCAL	0	0	0	1,000	1,000
6004161 TRAVEL HOTEL AND MEALS	0	1,000	0	1,850	1,850
6004162 EDUCATION AND TRAINING	125	1,000	135	1,000	1,000
6004165 ADVISORY BD/TRUSTEES EXPENSES	175	175	0	175	175
6004193 HARDWARE MAINTENANCE	0	0	0	4,455	4,455
6004196 COPYING MACHINE RENTALS	3,214	3,646	1,192	4,000	4,000
6004200 PROPERTY LOSS	0	16,861	16,861	0	0
6004203 INSURANCE CLAIMS	130	0	0	0	0
6004504 OTHER FINANCIAL SERVICES	52	46	24	40	40
6004573 OTHER FEES FOR SERVICES	13,190	11,083	18,149	9,000	9,000
0000040 Contractual Expenditures Totals	329,856	422,740	169,775	472,410	447,410
0000041 Chargeback Expenses					
6004602 INSURANCE PREMIUM CHARGEBACK	6,178	8,172	4,086	7,076	7,076
6004604 DPW SECURITY CHARGEBACKS	101,109	105,700	52,850	112,079	112,079
6004606 TELEPHONE BILLING ACCOUNT	5,051	5,394	2,256	5,610	5,610
6004609 DATA PROCESSING CHARGEBACKS	103,992	80,031	40,016	113,296	113,296
6004614 OTHER CHARGEBACK EXPENSES	0	0	0	9	9
6004617 DUPLICATING/PRINTING CHARGEBACK	1,002	456	25	813	813
6004618 OFFICE SUPPLIES CHARGEBACK	1,701	2,261	190	1,505	1,505
6004619 BUILDING SERVICE CHARGEBACK	32,127	32,469	13,066	14,244	5,000
6004634 Indirect Costs - Excess of Bud	117,058	0	0	0	0
0000041 Chargeback Expenses Totals	368,218	234,483	112,489	254,632	245,388
0000060 Principal on Indebtedness					
6006000 PRINCIPAL ON SERIAL BONDS	5,275	5,541	5,541	5,885	5,885
0000060 Principal on Indebtedness Totals	5,275	5,541	5,541	5,885	5,885
0000070 Interest on Indebtedness					
6007000 INTEREST ON SERIAL BONDS	2,624	2,354	1,246	2,059	2,059
0000070 Interest on Indebtedness Totals	2,624	2,354	1,246	2,059	2,059
0000080 Employee Benefits					

REPORT:BP032

BROOME COUNTY GOVERNMENT
REVENUE AND APPROPRIATION SUMMARY BY DEPARTMENT

FUND: 3150 Library Operating
DEPT: 40000000 County Library

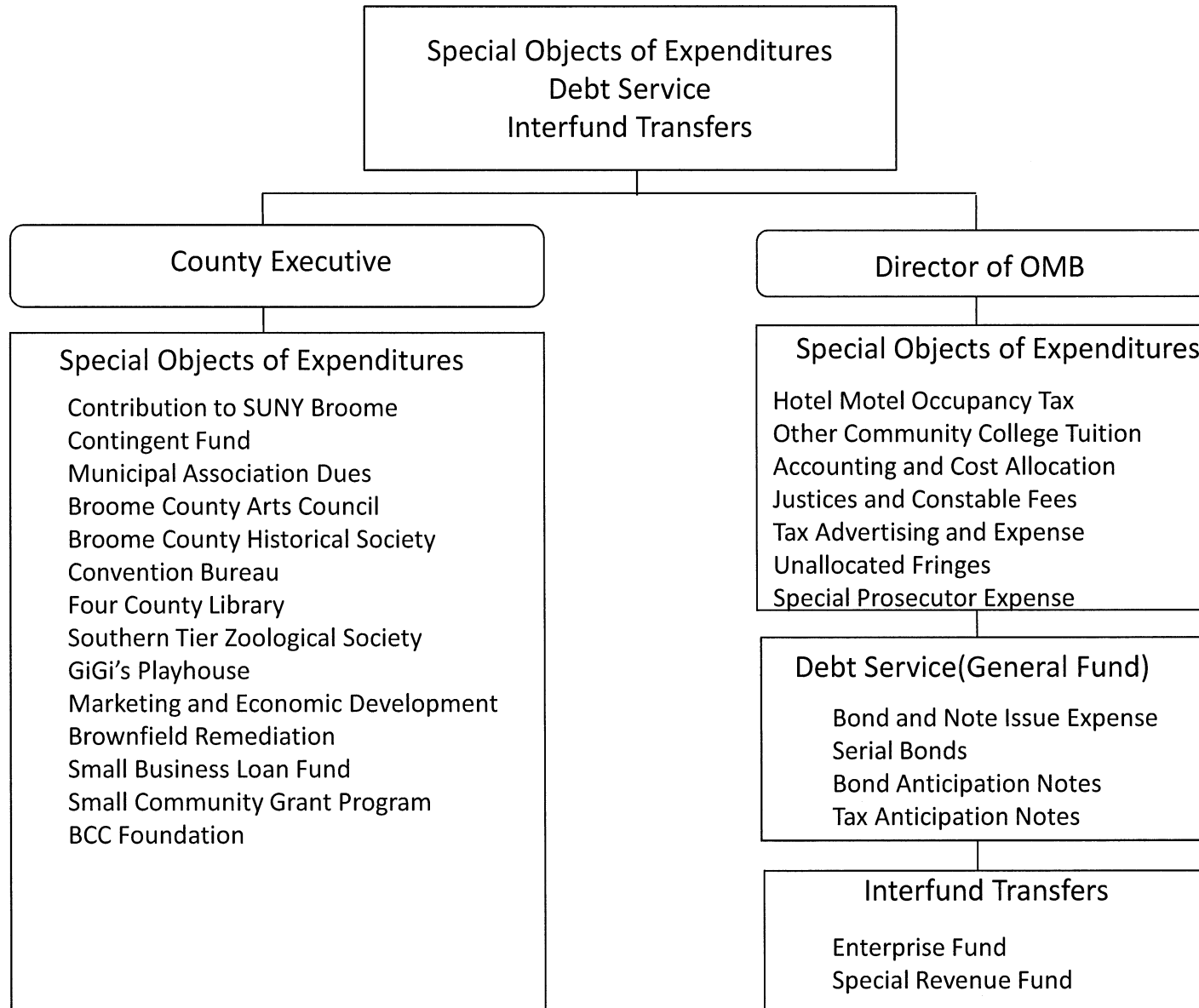
Account	2018 Actuals	2019 Budget	2019 YTD Actuals As of 08/30/19	2020 Budget Requested	2020 Budget Recommended
6008001 STATE RETIREMENT	95,869	99,158	57,677	108,546	101,254
6008002 SOCIAL SECURITY	50,094	53,400	31,400	61,268	61,084
6008004 WORKERS COMPENSATION	4,476	4,088	2,044	4,201	4,186
6008006 LIFE INSURANCE	206	210	68	255	-9,687
6008007 HEALTH INSURANCE	102,489	112,518	56,571	125,982	125,982
6008009 RETIREE HEALTH INSURANCE	326,076	348,261	231,889	354,234	354,234
6008012 EMPLOYEE TUITION REIMBURSEMENT	0	3,500	0	3,500	3,500
6008013 HEALTH INS - RETIRE INCENTIVE	2,643	0	0	0	0
0000080 Employee Benefits Totals	581,853	621,135	379,649	657,986	640,553
Exp Totals for Dept: 40000000	1,972,278	1,984,282	1,093,632	2,198,049	2,066,065
Total for Dept: 40000000	154,704	-7,702	503,919	0	0

This page is intentionally left blank

Unallocated Items

<u>Department/Division</u>	<u>Page</u>
Special Objects of Expense	426
Debt Service	431
Interfund Transfers	434

Unallocated Items



Special Objects of Expenditures

Special Objects are general estimated revenue and appropriation items not presented in a specific department. The components are special objects of expenditure, debt service and inter-fund transfers.

Estimated Revenue

Hotel/Motel Occupancy Tax (5000011) records the estimated revenue to be received from the 3% occupancy tax on room rentals.

Occupancy Tax Economic Development (5000012) records the estimated revenue to be received from the 2% occupancy tax on room rentals.

Charges for Tax Advertising (5000103) are fees assessed on properties which are published as delinquent.

Appropriations

Discretionary Salary Savings (6001011) offsets salary appropriations in operating departments by an amount typically unexpended due to attrition.

Other Community College Tuition (6004182) is the cost of county residents attending other New York State Community colleges.

Contribution to Broome Community College (SUNY Broome) (6004183) is the county share of college operating costs. This is a transfer of resources to balance the Community College budget. The County Legislature adopts the college budget in June specifying the county's local sponsor share.

Accounting and Cost Allocation Services (6004500) are the unallocated costs associated with the annual cost allocation plan.

Justices and Constable Fees (6004535) are costs incurred by town courts operating outside of normal County Court hours. This account is administered by the Law Department.

The Contingent Fund (6004581) account is defined in Article VI, Section 604, B, (2) of the Broome County Charter and Section 609 of the Administrative Code. It is a provision for expected expenditures which may arise during the year.

Tax Advertising and Expense (6004585) is the cost of publishing tax delinquency.

Municipal Association Dues (6004586) are for membership in the New York State Association of Counties and New York State County Executive Association.

The Broome County Arts Council (6005000) is a private non-profit service organization funded by local contributors. It awards 90% of its funding to local arts and cultural institutions, organizations and individual artists in Broome County. Other services include public advocacy for the arts, grants seminars, board trainings, arts promotion for economic development, educations and community building, public clearinghouse for events, grant and artist opportunities and referrals. This appropriation is funded by the county occupancy tax.

The Broome County Historical Society (6005015) promotes research of local history and genealogy through publications, exhibitions and educational programs. This appropriation is funded by the county occupancy tax.

The Convention Bureau (6005022) is part of the Broome County Chamber of Commerce. It attracts meetings, conferences, trade shows and visitors to Broome County. This appropriation is funded by the county occupancy tax.

The Four County Library System (6005023) provides bookmobile service to thirteen communities, nursing homes and correctional facilities. It also provides delivery service to public libraries in the service area, allowing enhanced and efficient service. This appropriation is funded by the county occupancy tax.

The Southern Tier Zoological Society, Inc. (Ross Park Zoo) (6005025) provides a wide variety of exhibits, an outreach program via a Zoo-mobile, guided and non-guided tours, educational programs, picnic facilities, a free carousel and special events. Opened in 1875, it is the nation's fifth oldest zoo. This appropriation is funded by the county occupancy tax.

Marketing/Economic Development (6005026) appropriations provide funding for various economic initiatives.

Brownfield Remediation (6005035) provides funding for clean-up of contaminated properties.

Small Business Loan Fund (6005040) facilitates economic development through a revolving loan fund administered by the IDA.

Small Community Grant Program (6005041) facilitates economic development growth outside Community Development Block Grant fund eligible areas.

GiGi's Playhouse located in Vestal, provides free educational, therapeutic-based and career development programs for individuals with Down syndrome, their families and the community.

Unallocated Employee Benefits includes certain retiree health insurance (6008009) and unemployment costs (6008011).

BROOME COUNTY GOVERNMENT
REVENUE AND APPROPRIATION SUMMARY BY DEPARTMENT

FUND: 1010 General Operating
DEPT: 90000000 Special Objects

Account	2018 Actuals	2019 Budget	2019 YTD Actuals As of 08/30/19	2020 Budget Requested	2020 Budget Recommended
0000001 Tax Items					
5000011 HOTEL/MOTEL OCCUPANCY TAX	1,163,574	1,125,000	539,360	1,150,000	1,150,000
5000012 OCC TAX ECO DEV	775,716	740,000	359,574	765,000	765,000
0000001 Tax Items Total	1,939,290	1,865,000	898,934	1,915,000	1,915,000
0000002 Departmental Income					
5000103 CHGS FOR TAX ADV/REDEMPTION EX	13,622	13,000	308	13,000	13,000
0000002 Departmental Income Total	13,622	13,000	308	13,000	13,000
0000007 Misc Interfund Revenues					
5000561 TRANSFER FROM RESERVE FUND	0	175,000	175,000	150,000	150,000
0000007 Misc Interfund Revenues Total	0	175,000	175,000	150,000	150,000
Rev Totals for Dept: 90000000	1,952,912	2,053,000	1,074,242	2,078,000	2,078,000
0000010 Personnel Service					
6001009 OTHER PERSONNEL SERVICES	0	0	0	522,769	522,769
6001011 DISCRETIONARY SALARY SAVINGS	0	-2,896,754	0	-2,896,754	-2,896,754
0000010 Personnel Service Totals	0	-2,896,754	0	-2,373,985	-2,373,985
0000020 Equipment and Capital Outlay					
6002700 KITCHEN AND DINING ROOM EQUIPM	68,864	0	0	0	0
0000020 Equipment and Capital Outlay Totals	68,864	0	0	0	0
0000040 Contractual Expenditures					
6004046 GAS OIL GREASE AND DIESEL FUEL	0	-78,000	0	0	0
6004147 OTHER PROGRAM EXPENSE	0	36,835	0	32,805	32,805
6004182 OTHER COMM COLLEGES TUITION	833,914	910,000	457,204	910,000	910,000
6004183 CONTRIBUTION TO BROOME COMM CO	7,261,431	7,334,046	7,334,046	7,407,385	7,407,385

REPORT:BP032

BROOME COUNTY GOVERNMENT
REVENUE AND APPROPRIATION SUMMARY BY DEPARTMENT

FUND: 1010 General Operating

DEPT: 90000000 Special Objects

Account	2018 Actuals	2019 Budget	2019 YTD Actuals As of 08/30/19	2020 Budget Requested	2020 Budget Recommended
6004500 ACCTG AND COST ALLOCATION SERV	2,900	2,900	2,900	2,900	2,900
6004535 JUSTICES AND CONSTABLE FEES	5,320	10,000	6,000	10,000	10,000
6004542 SPECIAL PROSECUTOR EXPENSE	129,563	175,000	312,197	400,000	400,000
6004581 CONTINGENT FUND	0	100,000	0	100,000	100,000
6004585 TAX ADVERTISING AND EXPENSE	10,551	10,000	-4	12,000	12,000
6004586 MUNICIPAL ASSN DUES	26,500	28,000	26,946	28,000	28,000
6004595 TRANSFER TO RESERVE	0	6,552	0	1,151	1,151
6005000 BROOME COUNTY ARTS COUNCIL	78,794	103,794	77,846	148,000	103,794
6005015 BROOME COUNTY HISTORICAL SOCIE	17,510	17,510	17,510	17,510	17,510
6005022 CONVENTION BUREAU	253,148	303,034	227,276	303,148	303,148
6005023 FOUR COUNTY LIBRARY SYSTEM	10,000	10,000	10,000	10,000	10,000
6005024 AID TO LOCAL LIBRARIES	1,141	1,141	0	0	0
6005025 SO TIER ZOOLOGICAL SOC	258,542	258,542	193,907	259,000	259,000
6005026 MARKETING/ECONOMIC DEVELOPMENT	561,442	520,000	308,603	545,000	545,000
6005035 BROWNFIELD REMEDIATION MUNICIP	166,605	220,000	104,650	220,000	220,000
6005039 ECONOMIC DEVELOPMENT PROGRAM	55,281	0	0	0	0
6005040 SMALL BUSINESS LOAN FUND	300,000	0	0	0	0
6005041 SMALL COMMUNITY GRANT PROGRAM	140,093	150,000	-42,550	150,000	150,000
6005044 GIGI'S PLAYHOUSE	0	0	0	10,000	10,000
0000040 Contractual Expenditures Totals	10,112,735	10,119,354	9,036,531	10,566,899	10,522,693
0000080 Employee Benefits					
6008001 STATE RETIREMENT	0	-973,945	0	-999,506	-999,506
6008002 SOCIAL SECURITY	0	-169,706	0	-169,706	-169,706
6008009 RETIREE HEALTH INSURANCE	80,585	91,432	53,699	84,543	84,543
6008011 UNEMPLOYMENT INSURANCE	0	50,000	0	50,000	50,000
6008013 HEALTH INS - RETIRE INCENTIVE	3,734	3,735	0	3,735	3,735
0000080 Employee Benefits Totals	84,319	-998,484	53,699	-1,030,934	-1,030,934
Exp Totals for Dept: 90000000	10,265,918	6,224,116	9,090,230	7,161,980	7,117,774
Total for Dept: 90000000	-8,313,006	-4,171,116	-8,015,988	-5,083,980	-5,039,774

Debt Service
(General Fund)

Definition

This unit presents appropriations to allow the payment of principal and interest costs on debt issued to benefit activities accounted for in the General Fund. It includes debt service for Broome Community College. Debt service related to projects undertaken for the New York State Courts System is a county responsibility and included here.

Bond and Note Issue Expense appropriates the costs associated with issuing debt for the entire county. These include bond counsel legal advice, financial advisor services, advertising and printing costs.

Principal and interest amounts for serial bonds, bond anticipation notes, and tax anticipation notes are presented separately.

Other Financial Services are MBBA costs associated with a 2010 borrowing and ARRA Debt Reimbursement is federal aid revenue that is associated with the same issuance.

REPORT:BP032

BROOME COUNTY GOVERNMENT
REVENUE AND APPROPRIATION SUMMARY BY DEPARTMENT

FUND: 1010 General Operating
DEPT: 91000000 Debt Service (General Fund)

Account	2018 Actuals	2019 Budget	2019 YTD Actuals As of 08/30/19	2020 Budget Requested	2020 Budget Recommended
0000002 Departmental Income					
5000431 MISCELLANEOUS	0	0	1,081	0	0
0000002 Departmental Income Total	<u>0</u>	<u>0</u>	<u>1,081</u>	<u>0</u>	<u>0</u>
0000007 Misc Interfund Revenues					
5000561 TRANSFER FROM RESERVE FUND	0	0	0	291,000	291,000
5000563 TRANSFER FROM CAPITAL FUND	1,261	0	0	0	0
5000569 TRANSFER - DEBT SERVICE FUND	706,467	510,800	540,824	373,000	373,000
0000007 Misc Interfund Revenues Total	<u>707,728</u>	<u>510,800</u>	<u>540,824</u>	<u>664,000</u>	<u>664,000</u>
0000009 Federal Aid					
5000952 ARRA DEBT REIMBURSEMENT	136,308	136,307	68,446	125,665	125,665
0000009 Federal Aid Total	<u>136,308</u>	<u>136,307</u>	<u>68,446</u>	<u>125,665</u>	<u>125,665</u>
Rev Totals for Dept: 91000000	<u>844,036</u>	<u>647,107</u>	<u>610,351</u>	<u>789,665</u>	<u>789,665</u>
0000040 Contractual Expenditures					
6004502 BOND AND NOTE ISSUE EXPENSE	121,700	78,000	47,055	130,000	130,000
6004504 OTHER FINANCIAL SERVICES	10,742	9,506	5,070	8,200	8,200
0000040 Contractual Expenditures Totals	<u>132,442</u>	<u>87,506</u>	<u>52,125</u>	<u>138,200</u>	<u>138,200</u>
0000060 Principal on Indebtedness					
6006000 PRINCIPAL ON SERIAL BONDS	2,129,464	3,130,433	3,130,433	2,259,362	2,259,362
6006001 PRINCIPAL ON BANS	2,466,249	3,470,675	3,470,675	3,807,847	3,807,847
0000060 Principal on Indebtedness Totals	<u>4,595,713</u>	<u>6,601,108</u>	<u>6,601,108</u>	<u>6,067,209</u>	<u>6,067,209</u>
0000070 Interest on Indebtedness					
6007000 INTEREST ON SERIAL BONDS	718,629	1,084,236	627,047	868,871	868,871
6007001 INTEREST ON BANS	370,414	822,101	822,100	883,206	883,206

REPORT:BP032

BROOME COUNTY GOVERNMENT
REVENUE AND APPROPRIATION SUMMARY BY DEPARTMENT

FUND: 1010 General Operating
DEPT: 91000000 Debt Service (General Fund)

Account	2018 Actuals	2019 Budget	2019 YTD Actuals As of 08/30/19	2020 Budget Requested	2020 Budget Recommended
6007008 INTEREST ON TANS	50,000	105,000	75,000	105,000	105,000
0000070 Interest on Indebtedness Totals	1,139,043	2,011,337	1,524,147	1,857,077	1,857,077
Exp Totals for Dept: 91000000	5,867,198	8,699,951	8,177,380	8,062,486	8,062,486
Total for Dept: 91000000	-5,023,162	-8,052,844	-7,567,029	-7,272,821	-7,272,821

Inter-fund Transfers
(General Fund)

Definition

This unit presents the resources to be transferred from the General Fund to support operations in other funds.

Government operating fund budgets must be balanced, with estimated revenues equal to appropriations. Transfers to make the funds balanced appear as required tax support in the Summary by Fund.

Inter-fund transfers are appropriations in the General Fund and estimated revenues in the funds to which resources are to be transferred. Because of this doubling effect on both appropriations and estimated revenues inter-fund transfers are not included when calculating the total of the county operating budget.

REPORT:BP032

BROOME COUNTY GOVERNMENT
REVENUE AND APPROPRIATION SUMMARY BY DEPARTMENT

FUND: 1010 General Operating
DEPT: 92000000 Interfund Transfers

Account	2018 Actuals	2019 Budget	2019 YTD Actuals As of 08/30/19	2020 Budget Requested	2020 Budget Recommended
0000007 Misc Interfund Revenues					
5000580 UNUSED CAPITAL FUND	54,014	0	44,688	0	0
0000007 Misc Interfund Revenues Total	54,014	0	44,688	0	0
Rev Totals for Dept: 92000000	54,014	0	44,688	0	0
0000090 Transfers					
6009002 TRANSFER TO GRANT FUND	-1,870,534	0	0	0	0
6009003 TRANSFER TO ENTERPRISE FUND	2,910,306	2,618,557	2,618,557	3,238,562	3,175,682
6009004 CONTB TO COMM COLLEGE	2,289,235	0	0	0	0
6009006 TRANSFER TO SPECIAL REV FUND	11,771,517	11,214,220	11,214,220	11,904,527	11,618,543
0000090 Transfers Totals	15,100,524	13,832,777	13,832,777	15,143,089	14,794,225
Exp Totals for Dept: 92000000	15,100,524	13,832,777	13,832,777	15,143,089	14,794,225
Total for Dept: 92000000	-15,046,510	-13,832,777	-13,788,089	-15,143,089	-14,794,225

This page is intentionally left blank

Capital Budget

<u>Department/Division</u>	<u>Page</u>
2020 Capital Program	438
Summary of Debt	449
History of Debt Service	451
Serial Bonds	452
Bond Anticipation Notes	476
Statement of Authorized Unissued Debt	480
Authorized Capital Projects	483
Debt Statement Summary	491
Community College Debt Liability and Payment History	492

Capital Budget

2020 Recommended Capital Program

<i>Project Title and Description</i>	<i>Estimated Project Cost</i>	<i>Funding Sources</i>				<i>Bond Authority</i>	<i>Annual Added To Taxes</i>	<i>YPU</i>	<i>LFL Sect 11</i>	<i>Percent Increase Taxes</i>
		<i>Federal</i>	<i>State</i>	<i>County</i>	<i>Fees/Other</i>					
AVIATION										
TAXIWAY H & K REHAB AND EXTENSION (DESIGN) Design to rehabilitate the pavement surface of Taxiway H&K including full depth repair of pavement, installation of sub base asphalt complying with FAA specs, installation of drainage and replacement of lighting <i>BO # 2650</i>	\$450,000	\$404,000	\$23,000	\$0	\$23,000	\$450,000	\$0	5	62a	0.0000 %
AVIATION 2020 Total	\$450,000	\$404,000	\$23,000	\$0	\$23,000	\$450,000	\$0			0.0000 %
BCC										
BUILDING RENOVATION Rehabilitation of Decker Health Science building to accommodate expansion of the student health science nursing program to meet County needs for healthcare workers. This is the highest and number 1 priority for the 2020 CIP. <i>BO # 2832</i>	\$2,000,000	\$0	\$1,000,000	\$1,000,000	\$0	\$2,000,000	\$85,289	15	12(a)(2)	0.1164 %
CORE BUILDING REHABILITATION PHASE III Rehabilitate two core campus buildings as identified in the College and SUNY campus facilities master plan. Renovation of two core buildings includes the Old Science building, the Student Services building, and building connectors, to facilitate the consolidation of approximately 15 departments located throughout campus into a one stop student services building. This will significantly improve student enrollment advising, registration, financial aid, veterans services, and the onboarding process. This is the 2nd highest priority of the College 2020 CIP. <i>BO # 2836</i>	\$5,000,000	\$0	\$2,500,000	\$2,500,000	\$0	\$5,000,000	\$213,221	15	12 (a) (2)	0.2910 %
CRITICAL MAINTENANCE ITEMS PHASE III Replace aged and failing roofs across campus inclusive of the Business building and Library. <i>BO # 2834</i>	\$500,000	\$0	\$250,000	\$250,000	\$0	\$500,000	\$21,322	15	12(a)(2)	0.0291 %
BCC 2020 Total	\$7,500,000	\$0	\$3,750,000	\$3,750,000	\$0	\$7,500,000	\$319,832			0.4364 %

“Property Tax” is calculated with the YPU and Bond amount. This does not include any portion of a project that is supported by fees.

2020 Recommended Capital Program

<i>Project Title and Description</i>	<i>Estimated Project Cost</i>	<i>Funding Sources</i>				<i>Bond Authority</i>	<i>Annual Added To Taxes</i>	<i>YPU</i>	<i>LFL Sect 11</i>	<i>Percent Increase Taxes</i>
		<i>Federal</i>	<i>State</i>	<i>County</i>	<i>Fees/Other</i>					
COUNTY CLERK - RECORDS MANAGEMENT										
DIGITIZE PERMANENT DEPARTMENTAL RECORDS The Records Center at 1 North Floral Ave houses inactive records. Most can be kept in non-paper format. We will continue to scan & digitize all permanent paper records from various departments as well as digitize approx 130 rolls of microfilm. This project will scan records from the Clerk's office as well as WPNH, the Public Defender and Personnel. This continues the project previously funded in the 2014, 2015, 2017 and 2019 CIPs. BO # 2741	\$50,000	\$0	\$0	\$50,000	\$0	\$50,000	\$10,996	5	72	0.0150 %
COUNTY CLERK - RECORDS MANAGEMENT 2020 Total	\$50,000	\$0	\$0	\$50,000	\$0	\$50,000	\$10,996			0.0150 %
DPW - ENGINEERING										
COUNTY REGULATORY/ENVIRONMENTAL COMPLIANCE/MAINTENACE To address various environmental compliance issues at County properties(including facilities, parks and watersheds) related to State and Federal rulesand requirement issues that are encountered (MS4/Watersheds/SPCC-PBS) BO # 2388	\$175,000	\$0	\$0	\$175,000	\$0	\$175,000	\$38,485	5	35	0.0525 %
WATERSHED SITE 13 COMPLIANCE UPGRADE DESIGN/PERMIT Design & permitting phase for upgrades to watershed site 13 to bring County flood control structure up to NYSDEC Dam criteria standards and address other deficiencies. BO # 2726	\$280,000	\$0	\$0	\$280,000	\$0	\$280,000	\$61,576	5	62a	0.0840 %
DPW - ENGINEERING 2020 Total	\$455,000	\$0	\$0	\$455,000	\$0	\$455,000	\$100,062			0.1365 %

“Property Tax” is calculated with the YPU and Bond amount. This does not include any portion of a project that is supported by fees.

2020 Recommended Capital Program

Project Title and Description	Estimated Project Cost	Funding Sources				Bond Authority	Annual Added To Taxes	YPU	LFL Sect 11	Percent Increase Taxes
		Federal	State	County	Fees/Other					
DPW - ENGINEERING B&G										
COUNTY OFFICE BUILDING RENOVATIONS & MAINTENANCE Replacement of boilers and repair of failing exterior sandstone façade <i>BO # 2822</i>	\$200,000	\$0	\$0	\$200,000	\$0	\$200,000	\$43,983	5	35	0.0600 %
COURT COMPLEX RENOVATIONS & MAINTENANCE Replacement of pneumatic control, repair portico columns, and address exterior ADA deficiencies <i>BO # 2814</i>	\$140,000	\$0	\$0	\$140,000	\$0	\$140,000	\$30,788	5	35	0.0420 %
PUBLIC SAFETY RENOVATIONS & MAINTENANCE Replacement of 2 boilers and carpeting and painting in the pods <i>BO # 2808</i>	\$152,000	\$0	\$0	\$152,000	\$0	\$152,000	\$33,427	5	35	0.0456 %
ROOF REPAIRS AT COUNTY FACILITIES Replacement and repair of county facility roofs <i>BO # 2305</i>	\$250,000	\$0	\$0	\$250,000	\$0	\$250,000	\$21,322	15	12(a)(2)	0.0291 %
DPW - ENGINEERING B&G 2020 Total	\$742,000	\$0	\$0	\$742,000	\$0	\$742,000	\$129,521			0.1767 %
DPW - FLEET MANAGEMENT										
FLEET REPLACEMENT County Fleet vehicle replacement pursuant to county policy <i>BO # 2185</i>	\$250,000	\$0	\$0	\$250,000	\$0	\$250,000	\$88,808	3	77	0.1212 %
DPW - FLEET MANAGEMENT 2020 Total	\$250,000	\$0	\$0	\$250,000	\$0	\$250,000	\$88,808			0.1212 %

“Property Tax” is calculated with the YPU and Bond amount. This does not include any portion of a project that is supported by fees.

2020 Recommended Capital Program

Project Title and Description	Estimated Project Cost	Funding Sources				Bond Authority	Annual Added To Taxes	YPU	LFL Sect 11	Percent Increase Taxes
		Federal	State	County	Fees/Other					
DPW - HIGHWAYS										
HIGHWAY RECONSTRUCTION/REHABILITATION Reconstruction and rehabilitation of county highways as needed based on pavement condition, sufficiency and priority. BO # 2186	\$2,500,000	\$0	\$0	\$2,500,000	\$0	\$2,500,000	\$213,221	15	20(c)	0.2910 %
DPW - HIGHWAYS 2020 Total	\$2,500,000	\$0	\$0	\$2,500,000	\$0	\$2,500,000	\$213,221			0.2910 %
DPW - HIGHWAYS/ENGINEERING/BRIDGES										
BRIDGE MAINTENANCE BLOCK MEMBRANE 7 BRIDGES-CONSTR Construction phase for maintenance block to replace wearing surfaces and waterproofing membrane on seven County bridges. (80/20 federal-local cost sharing). BO # 2420	\$423,000	\$338,400	\$0	\$84,600	\$0	\$423,000	\$5,819	20	10	0.0079 %
COUNTY BRIDGE AND CULVERT REPAIRS Repair and/or replacement of County bridges and culverts to address structural and/or safety flags resulting from NYSDOT biennial inspection of bridges and County DPW inspection of culverts with 5 foot and over span. BO # 2187	\$500,000	\$0	\$0	\$500,000	\$0	\$500,000	\$34,389	20	10	0.0469 %
OLD ROUTE 17 BRIDGE DESIGN (BIN 3350050) Design phase for rehabilitation of Old Rt 17 (east of village) over Hotchkiss Creek Bridge (BIN 3350050) based on NYSDOT Biennial inspections and bridge ratings. Federal Aid program at 80/20 federal/local shares BO # 2638	\$355,000	\$284,000	\$0	\$71,000	\$0	\$355,000	\$15,614	5	62a	0.0213 %
OLD ROUTE 17 BRIDGE REHAB CONSTRUCTION (BIN3349620) Construction phase for rehabilitation of Old Route 17 Bridge over Oquaga Creek (BIN #3349620) (80/20 federal-local cost sharing) BO # 2412	\$1,688,000	\$1,350,400	\$210,400	\$127,200	\$0	\$1,688,000	\$8,749	20	10	0.0119 %
DPW - HIGHWAYS/ENGINEERING/BRIDGES 2020 Total	\$2,966,000	\$1,972,800	\$210,400	\$782,800	\$0	\$2,966,000	\$64,571			0.0881 %

“Property Tax” is calculated with the YPU and Bond amount. This does not include any portion of a project that is supported by fees.

2020 Recommended Capital Program

<i>Project Title and Description</i>	<i>Estimated Project Cost</i>	<i>Funding Sources</i>				<i>Bond Authority</i>	<i>Annual Added To Taxes</i>	<i>YPU</i>	<i>LFL Sect 11</i>	<i>Percent Increase Taxes</i>
		<i>Federal</i>	<i>State</i>	<i>County</i>	<i>Fees/Other</i>					
<i>DPW - HIGHWAYS/ROAD MACHINERY</i>										
HIGHWAY EQUIPMENT REPLACEMENT Replacement of construction and snow removal equipment BO # 2206	\$900,000	\$0	\$0	\$900,000	\$0	\$900,000	\$76,760	15	28	0.1047 %
DPW - HIGHWAYS/ROAD MACHINERY 2020 Total	\$900,000	\$0	\$0	\$900,000	\$0	\$900,000	\$76,760			0.1047 %
<i>INFORMATION TECHNOLOGY</i>										
COMPUTER EQUIPMENT REPLACEMENT/UPDATE TECHNOLOGY Implement, maintain, secure and increase efficiency of enterprise level technologies. Focus on critical infrastructure equipment and software with an emphasis on security. BO # 2241	\$1,000,000	\$0	\$0	\$1,000,000	\$0	\$1,000,000	\$219,916	5	32	0.3001 %
INFORMATION TECHNOLOGY 2020 Total	\$1,000,000	\$0	\$0	\$1,000,000	\$0	\$1,000,000	\$219,916			0.3001 %

“Property Tax” is calculated with the YPU and Bond amount. This does not include any portion of a project that is supported by fees.

2020 Recommended Capital Program

<i>Project Title and Description</i>	<i>Estimated Project Cost</i>	<i>Funding Sources</i>				<i>Bond Authority</i>	<i>Annual Added To Taxes</i>	<i>YPU</i>	<i>LFL Sect 11</i>	<i>Percent Increase Taxes</i>
		<i>Federal</i>	<i>State</i>	<i>County</i>	<i>Fees/Other</i>					
OFFICE OF THE AGING										
SENIOR CENTER REPAIRS AND IMPROVEMENTS Priority #1 New HVAC equipment (West) \$32,000 – New HVAC unit (North) \$36,000 New HVAC unit (East) \$15,000 Explanation: These units are going on 20 years old can't get replacement parts and are breaking down on a regular basis. Centers have been shut down a few times last year while the units were being repaired. New bathroom flooring (North): Explanation: tile floor needed to replace old cracked, broken vinyl tiles – \$3,000 New ceiling (East) \$5,000 Replace existing ceiling with a 2X2 panel will not collapse. Improve drainage (East) \$5,000 – Flooding is occurring. Installing dry wells at the corner of the building will eliminate ponding. Repave Parking Lot (North) \$42,000 – The parking lot is cracking, to prevent further deterioration it will be milled & a top coat of paving installed. Recoat Roof (West) Need in 3 years \$38,000. To extend the life of the roof it is necessary to coat the roof to prevent rusting & leaking. Outside walls (West) \$15,000 Replace the rusted wall panels. # Priority 2 New LED lighting (North) \$18,000 - For energy efficiency New LED lighting (West) \$43,000 New LED lighting (East) \$23,000 BO # 2748	\$100,000	\$0	\$0	\$100,000	\$0	\$100,000	\$21,992	5	35	0.0300 %
OFFICE OF THE AGING 2020 Total	\$100,000	\$0	\$0	\$100,000	\$0	\$100,000	\$21,992			0.0300 %

“Property Tax” is calculated with the YPU and Bond amount. This does not include any portion of a project that is supported by fees.

2020 Recommended Capital Program

<i>Project Title and Description</i>	<i>Estimated Project Cost</i>	<i>Funding Sources</i>				<i>Bond Authority</i>	<i>Annual Added To Taxes</i>	<i>YPU</i>	<i>LFL Sect 11</i>	<i>Percent Increase Taxes</i>
		<i>Federal</i>	<i>State</i>	<i>County</i>	<i>Fees/Other</i>					
<i>PARKS & RECREATION</i>										
PARKS FACILITIES REPAIRS AND RENOVATIONS Repairs, renovations and maintenance at County Parks. Renovate Shelter # 2 at Greenwood Park (safety); Replace lighting at campground (safety); New roofs at Cole Park Beaches BO # 2212	\$100,000	\$0	\$0	\$100,000	\$0	\$100,000	\$8,529	15	19(c)	0.0116 %
RECREATIONAL EQUIPMENT UPGRADES AND DEVELOPMENT Replace recreation equipment and update with ADA compliant features. BO # 2628	\$50,000	\$0	\$0	\$50,000	\$0	\$50,000	\$4,264	15	19(c)	0.0058 %
PARKS & RECREATION 2020 Total	\$150,000	\$0	\$0	\$150,000	\$0	\$150,000	\$12,793			0.0175 %
<i>PARKS & RECREATION/ARENA</i>										
ARENA IMPROVEMENTS Upgrades to Arena BO # 2604	\$50,000	\$0	\$0	\$50,000	\$0	\$50,000	\$10,996	5	35	0.0150 %
PARKS & RECREATION/ARENA 2020 Total	\$50,000	\$0	\$0	\$50,000	\$0	\$50,000	\$10,996			0.0150 %
<i>PARKS & RECREATION/FORUM</i>										
FORUM IMPROVEMENTS Upgrades to Forum BO # 2602	\$50,000	\$0	\$0	\$50,000	\$0	\$50,000	\$10,996	5	35	0.0150 %
PARKS & RECREATION/FORUM 2020 Total	\$50,000	\$0	\$0	\$50,000	\$0	\$50,000	\$10,996			0.0150 %

“Property Tax” is calculated with the YPU and Bond amount. This does not include any portion of a project that is supported by fees.

2020 Recommended Capital Program

Project Title and Description	Estimated Project Cost	Funding Sources				Bond Authority	Annual Added To Taxes	YPU	LFL Sect 11	Percent Increase Taxes
		Federal	State	County	Fees/Other					
PUBLIC TRANSPORTATION (Transit)										
PURCHASE FARE BOX STATIONARY VAULT SYSTEM Install a Farebox vault system. This would enable all buses to be probed nightly after they are fueled and eliminate the need for the PT security guard. Approval by budget and legislature. This installation should eliminate the need for an PT security guard at Transit BO # 2779	\$45,000	\$0	\$45,000	\$0	\$0	\$45,000	\$0	5	35	0.0000 %
PUBLIC TRANSPORTATION (Transit) 2020 Total	\$45,000	\$0	\$45,000	\$0	\$0	\$45,000	\$0			0.0000 %
SHERIFF-ROAD PATROL										
ROAD PATROL IT UPGRADES IT technology upgrades for Sheriff's Road Patrol vehicles BO # 2221	\$75,000	\$0	\$0	\$75,000	\$0	\$75,000	\$16,494	5	32	0.0225 %
VEHICLE REPLACEMENT Replacement of Sheriff's road patrol and other police vehicles. Requested cost includes upfitting of vehicles (lights/sirens/communications equipment/graphics) as needed. BO # 2222	\$250,000	\$0	\$0	\$250,000	\$0	\$250,000	\$88,808	3	77	0.1212 %
SHERIFF-ROAD PATROL 2020 Total	\$325,000	\$0	\$0	\$325,000	\$0	\$325,000	\$105,301			0.1437 %

“Property Tax” is calculated with the YPU and Bond amount. This does not include any portion of a project that is supported by fees.

2020 Recommended Capital Program

<i>Project Title and Description</i>	<i>Estimated Project Cost</i>	<i>Funding Sources</i>				<i>Bond Authority</i>	<i>Annual Added To Taxes</i>	<i>YPU</i>	<i>LFL Sect 11</i>	<i>Percent Increase Taxes</i>
		<i>Federal</i>	<i>State</i>	<i>County</i>	<i>Fees/Other</i>					
SOLID WASTE MANAGEMENT										
COLESVILLE DEMOLITION - BUFFER PROPERTY Demolition of Smith house which is a buffer property to the Colesville Landfill <i>BO # 2769</i>	\$40,000	\$0	\$0	\$0	\$40,000	\$40,000	\$0	10	12-a	0.0000 %
COMPOST FACILITY EVALUATION & DESIGN Design and obtain permit for small (20-70 tons per day) source separated organic composting facility to be located at the county landfill. This facility will improve operational efficiency by prolonging landfill site life and mitigating potential bird hazards, while satisfying the current solid waste management plan. <i>BO # 2318</i>	\$400,000	\$0	\$100,000	\$0	\$300,000	\$400,000	\$0	5	62a	0.0000 %
LEACHATE PLANT UPGRADES In anticipation of future upgrades to maintain leachate plant. <i>BO # 2635</i>	\$2,500,000	\$0	\$0	\$0	\$2,500,000	\$2,500,000	\$0	25	6	0.0000 %
SECTION IV CELL 5 DESIGN Design of Section IV Cell 5 at the Broome County Landfill <i>BO # 2775</i>	\$125,000	\$0	\$0	\$0	\$125,000	\$125,000	\$0	5	62a	0.0000 %
WATER LINE UPGRADES SCASDA System Upgrades needed <i>BO # 2768</i>	\$70,000	\$0	\$0	\$0	\$70,000	\$70,000	\$0	25	6	0.0000 %
SOLID WASTE MANAGEMENT 2020 Total	\$3,135,000	\$0	\$100,000	\$0	\$3,035,000	\$3,135,000	\$0			0.0000 %

“Property Tax” is calculated with the YPU and Bond amount. This does not include any portion of a project that is supported by fees.

2020 Recommended Capital Program

<i>Project Title and Description</i>	<i>Estimated Project Cost</i>	<i>Funding Sources</i>				<i>Bond Authority</i>	<i>Annual Added To Taxes</i>	<i>YPU</i>	<i>LFL Sect 11</i>	<i>Percent Increase Taxes</i>
		<i>Federal</i>	<i>State</i>	<i>County</i>	<i>Fees/Other</i>					
<i>WPNH</i>										
BETTERMENTS & IMPROVEMENTS Multi-year plan to update and upgrade South Building and WW (4 floors). <i>BO # 2454</i>	\$200,000	\$0	\$0	\$200,000	\$0	\$200,000	\$43,983	5	35	0.0600 %
CURTAIN UPGRADE Resident room window treatments <i>BO # 2755</i>	\$50,000	\$0	\$0	\$50,000	\$0	\$50,000	\$10,996	5	32	0.0150 %
DOOR REPLACEMENT Fire doors, exterior doors, install, interior/resident doors <i>BO # 2756</i>	\$50,000	\$0	\$0	\$50,000	\$0	\$50,000	\$10,996	5	35	0.0150 %
EQUIPMENT, FURNISHINGS & FIXTURES Multi-year plan to update and upgrade resident room furnishings, equipment, & fixtures. <i>BO # 2738</i>	\$50,000	\$0	\$0	\$50,000	\$0	\$50,000	\$10,996	5	32	0.0150 %
WPNH 2020 Total	\$350,000	\$0	\$0	\$350,000	\$0	\$350,000	\$76,970			0.1050 %
2020 CAPITAL PROGRAM GRAND TOTAL	\$21,018,000	\$2,376,800	\$4,128,400	\$11,454,800	\$3,058,000	\$21,018,000	\$1,462,734			1.9960 %

“Property Tax” is calculated with the YPU and Bond amount. This does not include any portion of a project that is supported by fees.

Summary of Debt

Summary of Debt
as of December 31, 2019

	Bond Anticipation Notes	Serial Bonds	Total Debt	Percent of Total
General Fund				
Community College	\$ 1,955,804	\$ 8,745,681	\$ 10,701,485	7.83%
All Other General Fund	31,463,628	16,399,337	47,862,965	35.02%
Total General Fund	<u>\$ 33,419,432</u>	<u>\$ 25,145,018</u>	<u>\$ 58,564,450</u>	<u>42.85%</u>
Aviation	2,946,756	3,023,313	5,970,069	4.37%
Central Foods	-	232,695	232,695	0.17%
County Road	17,134,943	15,162,329	32,297,272	23.63%
En-Joie Golf Course	326,667	56,366	383,033	0.27%
Fleet Management	624,119	123,081	747,200	0.55%
Library	-	38,802	38,802	0.03%
Road Machinery	3,726,078	2,771,842	6,497,920	4.75%
Solid Waste	14,560,990	9,434,562	23,995,552	17.56%
Transit	1,279,041	1,634,549	2,913,590	2.13%
Veterans' Arena	232,317	1,206,394	1,438,711	1.05%
Willow Point Nursing Facility	2,293,657	1,306,049	3,599,706	2.63%
Total Non-General Funds	<u>\$ 43,124,568</u>	<u>\$ 34,989,982</u>	<u>\$ 78,114,550</u>	<u>57.15%</u>
Total	<u><u>\$ 76,544,000</u></u>	<u><u>\$ 60,135,000</u></u>	<u><u>\$ 136,679,000</u></u>	<u><u>100.00%</u></u>

History of Debt Service

	2016 Actual Payments	2017 Actual Payments	2018 Actual Payments	2019 Budget Adopted	2020 Budget Recommended
General Fund					
Community College	\$ 1,565,194	\$ 1,544,474	\$ 2,289,235	\$ 1,551,748	\$ 2,008,872
All Other General Fund	6,401,756	5,976,868	5,684,757	6,955,696	5,810,414
Total General Fund	<u>\$ 7,966,950</u>	<u>\$ 7,521,342</u>	<u>\$ 7,973,992</u>	<u>\$ 8,507,444</u>	<u>\$ 7,819,286</u>
Arena	305,272	274,993	294,687	301,207	221,146
Aviation	653,834	765,242	688,364	770,590	851,239
Central Food and Nutrition Services	95,567	64,129	47,369	47,343	47,639
County Road	3,970,707	3,879,217	4,068,778	4,263,694	3,939,734
En-Joie Golf Course	11,476	11,474	11,475	45,301	43,040
Fleet Management	397,873	443,082	213,723	312,215	293,715
Library	11,886	11,900	7,899	7,895	7,944
Road Machinery	880,017	903,760	829,300	822,733	794,535
Solid Waste	4,785,585	3,413,198	2,694,687	2,639,655	2,376,563
Transit	389,035	404,702	391,714	446,778	477,267
Willow Point Nursing Facility	517,211	536,097	592,158	613,338	560,123
Total	<u>\$ 19,985,413</u>	<u>\$ 18,144,136</u>	<u>\$ 17,814,146</u>	<u>\$ 18,778,193</u>	<u>\$ 17,432,231</u>

* In the Proprietary funds principal charges, included here for comparison, reduce liabilities and are not an expense.

Serial Bonds
2010 Tax Exempt Issue (Matures 2021)

	<u>2020 Beginning Balance</u>	<u>Principal Payment</u>	<u>Interest Payments</u>		<u>2020 Ending Balance</u>
			<u>First</u>	<u>Second</u>	
General Fund					
Community College					
Technology Initiative	\$ 3,210	-	\$ 80	\$ 80	\$ 3,210
Update Master Plan	529	-	13	13	529
Wales Building Renovation	10,147	-	254	254	10,147
Original Boiler Replacement Phase II	37,059	-	926	926	37,059
Feasibility Study	2,153	-	54	54	2,153
Energy Management Improvements	8,915	-	223	223	8,915
Roof Replacement - Phase II	44,285	-	1,107	1,107	44,285
West Gym Bleachers	11,197	-	280	280	11,197
Roadway & Lot Upgrades	5,491	-	137	137	5,491
Roof Replacement III	20,743	-	519	519	20,743
Science Building	21,429	-	536	536	21,429
Alms Building Demo & Site Restoration	19,236	-	481	481	19,236
Direct Digital Control	14,355	-	359	359	14,355
Natural Gas Piping Replacement	17,944	-	449	449	17,944
Total Community College	<u>\$ 216,693</u>	<u>-</u>	<u>\$ 5,418</u>	<u>\$ 5,418</u>	<u>\$ 216,693</u>

2010 Tax Exempt Issue (Matures 2021) Continued

	2020		Interest Payments		2020
	Beginning Balance	Principal Payment	First	Second	Ending Balance
All Other General Fund					
COB - Parking Area Repairs - Design Phase	\$ 9,368	-	\$ 234	\$ 234	\$ 9,368
Grippen Ice Rink Rehabilitation	21,274	-	532	532	21,274
Watershed Annual Maintenance	3,230	-	81	81	3,230
County Buildings Renovations	8,613	-	215	215	8,613
County Office Building Carpet	159	-	4	4	159
Public Safety Facility	4,298	-	107	107	4,298
Systematic Roof Replacement At County	15,790	-	395	395	15,790
Electronic Voting Machines	4,338	-	108	108	4,338
Fire Radio System Replacement Phase I	21,532	-	538	538	21,532
Regional Public Safety Training Facility	3,110	-	78	78	3,110
Parks Equipment Replacement	3,876	-	97	97	3,876
Parks Surface Rehabilitation	1,430	-	36	36	1,430
Forum Repairs/Renovations	1,292	-	32	32	1,292
Equipment Replacement (FEMA 06/06 Flood)	47,610	-	1,190	1,190	47,610
Parks Equipment Replacement (FEMA 06/06 Flood)	150	-	4	4	150
Watershed Annual Maintenance	4,103	-	103	103	4,103
County Buildings Renovations	5,471	-	137	137	5,471
County Office Building - Parking Area	328,512	-	8,213	8,213	328,512
Petroleum Storage Reg. Compliance	3,445	-	86	86	3,445
Public Safety Facility Repairs/Renovations	3,035	-	76	76	3,035
Computer Equipment Replacement & Update Technology	11,484	-	287	287	11,484
Voice Mail System Replacement - Unified	2,694	-	67	67	2,694
Parks Equipment Replacement	1,005	-	25	25	1,005
Black Creek Security Update At Jail	8,559	-	214	214	8,559
Watershed Regulatory Compliance Part 1	5,742	-	144	144	5,742
County Buildings Renovations	6,460	-	162	162	6,460
Petroleum Bulk Storage	2,153	-	54	54	2,153
Public Safety Facility Repairs/Renovations	3,230	-	81	81	3,230
Systematic Roof Replacement At County	6,220	-	156	156	6,220
Network Switches & PC Replacement	34,667	-	867	867	34,667
Parks Equipment Replacement	3,230	-	81	81	3,230
Portable Radio Replacement	1,718	-	43	43	1,718
Replace Financial, HR/Payroll Systems (Software)	79,980	-	2,000	2,000	79,980
Replace Financial, HR/Payroll Systems (Hardware)	11,484	-	287	287	11,484
Parks Upgrade	3,349	-	84	84	3,349
ERP System Phase II	235,779	-	5,894	5,894	235,779
Replace Oil-Water Separator at Fleet	4,522	-	113	113	4,522
External Building Repairs - Front Street Dog Shelter	3,230	-	81	81	3,230

Serial Bonds
2010 Tax Exempt Issue (Matures 2021) Continued

	2020	Principal Payment	Interest Payments		2020
	Beginning Balance		First	Second	Ending Balance
Parks Facilities Repairs & Renovations	2,297	-	57	57	2,297
Sheriff's Vehicle Replacement	9,570	-	239	239	9,570
Security at GHJB	4,364	-	109	109	4,364
Employee Timekeeper System/Scheduler	11,842	-	296	296	11,842
System Upgrades and Network Management	25,839	-	646	646	25,839
Tape Library and Computer Equipment	5,455	-	136	136	5,455
Hazardous Materials Response Vehicle	10,766	-	269	269	10,766
Vehicle Replacement	14,355	-	359	359	14,355
Forum Repairs/Renovations	6,460	-	162	162	6,460
Forum Seating	17,944	-	449	449	17,944
Parks Surface Rehabilitation	5,383	-	135	135	5,383
Parks Facilities Repairs and Renovations	3,589	-	90	90	3,589
Parks Vehicle Replacement	3,589	-	90	90	3,589
Total Other General Fund	\$ 1,037,595	-	\$ 25,943	\$ 25,943	\$ 1,037,595
Total General Fund	\$ 1,254,288	-	\$ 31,361	\$ 31,361	\$ 1,254,288
County Road					
Highway Reconstruction	\$ 8,088	-	\$ 202	\$ 202	\$ 8,088
Colesville Rd./South St. Bridge Replace./Rehab.-Design	2,275	-	57	57	2,275
Highway Reconstruction	105,269	-	2,632	2,632	105,269
Bevier St. Bridge Reconstruction	83,421	-	2,086	2,086	83,421
South Street Bridge	14,858	-	371	371	14,858
Bridge Reconstruction	16,108	-	403	403	16,108
Road Reconstruction (FEMA - 06/06 Flood)	4,399	-	110	110	4,399
Bridge Reconstruction (FEMA - 11/06 Flood)	29,356	-	734	734	29,356
Highway Reconstruction/Repair	95,073	-	2,377	2,377	95,073
Repair Highway Culverts & Bridges	27,354	-	684	684	27,354
Highway Fire Alarm Suppression System	1,517	-	38	38	1,517
Highway Reconstruction/Rehabilitation	108,511	-	2,713	2,713	108,511
Colesville Rd. Bridge Replacement	67,272	-	1,682	1,682	67,272
Unanticipated Bridge Repairs	16,149	-	404	404	16,149
2nd Street, Deposit, Drainage	43,544	-	1,089	1,089	43,544
Highway Reconstruction/Rehabilitation	146,097	-	3,652	3,652	146,097
Nanticoke Drive Bridge Reconstruction	38,220	-	956	956	38,220
Highway Building Renovations	2,871	-	72	72	2,871
Vestal-Endicott Bridge Painting	188,596	-	4,715	4,715	188,596
Unanticipated Bridge/Culvert Repairs	21,532	-	538	538	21,532
Highway Reconstruction/Rehabilitation	159,698	-	3,992	3,992	159,698
Total County Roads	\$ 1,180,208	-	\$ 29,507	\$ 29,507	\$ 1,180,208

Serial Bonds
2010 Tax Exempt Issue (Matures 2021) Continued

	2020 <u>Beginning Balance</u>	Principal <u>Payment</u>	Interest Payments		2020 <u>Ending Balance</u>
			First	Second	
Road Machinery					
Highway Equipment Replacement	\$ 14,783	-	\$ 370	\$ 370	\$ 14,783
Highway Equipment Replacement	20,097	-	502	502	20,097
Highway Equipment Replacement	56,917	-	1,423	1,423	56,917
Highway Vehicles Replacement	10,982	-	275	275	10,982
Highway Equipment Replacement	72,134	-	1,803	1,803	72,134
Total Road Machinery	<u>\$ 174,913</u>	<u>-</u>	<u>\$ 4,373</u>	<u>\$ 4,373</u>	<u>\$ 174,913</u>
Library					
Computer Replacement - Public - Phase I	\$ 703	-	\$ 18	\$ 18	\$ 703
Computer Replacement - Staff - Phase I	251	-	6	6	251
Computer Replacement - Staff - Phase II	342	-	9	9	342
Parking Lot Surface Treatment	473	-	12	12	473
Replacement of Decker Room Carpet	732	-	18	18	732
Security Cameras	161	-	4	4	161
Library Improvements & Renovations	3,370	-	84	84	3,370
Total Library	<u>\$ 6,032</u>	<u>-</u>	<u>\$ 151</u>	<u>\$ 151</u>	<u>\$ 6,032</u>
Veterans' Arena					
Arena Primary Electric Repairs	\$ 3,230	-	\$ 81	\$ 81	\$ 3,230
Arena Repairs/Renovations	1,433	-	36	36	1,433
Arena Repairs/Renovations	3,445	-	86	86	3,445
Arena Window Replacement - Wall At North End	30,386	-	760	760	30,386
Arena Repairs/Renovations	4,306	-	108	108	4,306
Arena Roof Systems Repair/Resurfacing	8,615	-	215	215	8,615
Arena Spotlights	1,292	-	32	32	1,292
Arena (Safety) Improvements	28,709	-	718	718	28,709
Arena Bathroom Renovations for ADA	5,383	-	135	135	5,383
Arena Repairs/Renovations	10,766	-	269	269	10,766
Total Veterans' Arena	<u>\$ 97,565</u>	<u>-</u>	<u>\$ 2,440</u>	<u>\$ 2,440</u>	<u>\$ 97,565</u>
En-Joie Golf Course					
Golf Course Reconstruction	\$ 8,765	-	\$ 219	\$ 219	\$ 8,765
Total En-Joie Golf Course	<u>\$ 8,765</u>	<u>-</u>	<u>\$ 219</u>	<u>\$ 219</u>	<u>\$ 8,765</u>

Serial Bonds
2010 Tax Exempt Issue (Matures 2021) Continued

	2020	Principal Payment	Interest Payments		2020
	Beginning Balance		First	Second	Ending Balance
Transit					
Intermodal Transit Terminal	\$ 144,188	-	\$ 3,605	\$ 3,605	\$ 144,188
5 - 24 Passenger Buses	37,963	-	949	949	37,963
Transit Building Renovations	10,049	-	251	251	10,049
Total Transit	\$ 192,200	-	\$ 4,805	\$ 4,805	\$ 192,200
Willow Point					
WPNH Room Renovations	\$ 20,838	-	\$ 521	\$ 521	\$ 20,838
New 380 Bed Facility	37,322	-	933	933	37,322
New Electrical Beds	5,144	-	129	129	5,144
WPNH Resident Contained Smoking Area	4,306	-	108	108	4,306
HVAC Repairs	7,178	-	179	179	7,178
Kiosk Stations	3,445	-	86	86	3,445
Resident Furniture & Room Care Equipment	1,722	-	43	43	1,722
WPNH Renovations And Repairs	8,398	-	210	210	8,398
HVAC Replacement/Repairs	8,074	-	202	202	8,074
Therapy Module - Software & Hardware	1,546	-	39	39	1,546
WPNH Building Improvements	5,282	-	132	132	5,282
Total Willow Point	\$ 103,255	-	\$ 2,582	\$ 2,582	\$ 103,255
Solid Waste					
Landfill Construction	\$ 5,265	-	\$ 132	\$ 132	\$ 5,265
Leachate Treatment Plant Outfall	76,127	-	1,903	1,903	76,127
SEIS Options For Section IV Access	6,593	-	165	165	6,593
Colesville Landfill Remediation (Part 2)	15,274	-	382	382	15,274
Colesville Landfill Remediation (Part 2)	6,891	-	172	172	6,891
Design Section III Closure	18,302	-	458	458	18,302
Landfill Rain Cap Section IV	13,637	-	341	341	13,637
Scale House Road And Facility	133,716	-	3,343	3,343	133,716
Solid Waste Management Plan Update	10,766	-	269	269	10,766
Landfill Road Reconstruction	167,473	-	4,187	4,187	167,473
Colesville Landfill Remediation (Part 2)	14,534	-	363	363	14,534
Construction of Section II & III Closure	34,452	-	861	861	34,452
Colesville Landfill Remediation	17,944	-	449	449	17,944
Total Solid Waste	\$ 520,974	-	\$ 13,025	\$ 13,025	\$ 520,974

Serial Bonds
2010 Tax Exempt Issue (Matures 2021) Continued

	2020	Principal Payment	Interest Payments		2020
	<u>Beginning Balance</u>		First	Second	<u>Ending Balance</u>
Aviation					
Airport Parking Lot Rehabilitation	\$ 61,549	-	\$ 1,539	\$ 1,539	\$ 61,549
Airport Corporate Hangar Improvements	31,978	-	799	799	31,978
Terminal Building Rehab.	6,460	-	162	162	6,460
Snow Removal Equipment	1,072	-	27	27	1,072
Terminal Building Improvements	25,839	-	646	646	25,839
T-Hangar Improvements	53,831	-	1,346	1,346	53,831
North Apron Rehabilitation Phase I	35,887	-	897	897	35,887
Main Apron Rehabilitation-Reconstruction	44,859	-	1,121	1,121	44,859
Total Aviation	<u>\$ 261,475</u>	<u>-</u>	<u>\$ 6,537</u>	<u>\$ 6,537</u>	<u>\$ 261,475</u>
Fleet Management					
Fleet Replacement	\$ 4,785	-	\$ 120	\$ 120	\$ 4,785
Fleet Replacement	14,355	-	359	359	14,355
Total Fleet Management	<u>\$ 19,140</u>	<u>-</u>	<u>\$ 477</u>	<u>\$ 477</u>	<u>\$ 19,140</u>
Central Foods					
Central Foods Building Renovations	\$ 30,551	-	\$ 764	\$ 764	\$ 30,551
Reconstruction of Central Foods	5,634	-	141	141	5,634
Total Central Foods	<u>\$ 36,185</u>	<u>-</u>	<u>\$ 905</u>	<u>\$ 905</u>	<u>\$ 36,185</u>
 Total 2010 Tax Exempt Issue	 <u><u>\$ 3,855,000</u></u>	 <u><u>-</u></u>	 <u><u>\$ 96,382</u></u>	 <u><u>\$ 96,382</u></u>	 <u><u>\$ 3,855,000</u></u>

Serial Bonds
2010 Federally Taxable Issue - Build America Bonds (BABs) (Matures 2025)

	2020	Principal	Interest Payments		2020
	<u>Beginning Balance</u>	<u>Payment</u>	<u>First</u>	<u>Second</u>	<u>Ending Balance</u>
General Fund					
Community College					
Technology Initiative	\$ 14,533	\$ 3,131	\$ 424	\$ 341	\$ 11,402
Update Master Plan	2,396	516	70	56	1,880
Wales Building Renovation	45,945	9,897	1,341	1,078	36,048
Original Boiler Replacement Phase II	167,801	36,146	4,899	3,937	131,655
Feasibility Study	9,749	2,100	285	229	7,649
Energy Management Improvements	40,363	8,695	1,178	947	31,668
Roof Replacement - Phase II	200,516	43,193	5,854	4,705	157,323
West Gym Bleachers	50,697	10,921	1,480	1,189	39,776
Roadway & Lot Upgrades	24,861	5,355	726	583	19,506
Roof Replacement III	93,921	20,232	2,742	2,204	73,689
Science Building	97,028	20,901	2,833	2,276	76,127
Alms Building Demo & Site Restoration	87,097	18,762	2,543	2,043	68,335
Direct Digital Control	64,998	14,001	1,898	1,525	50,997
Natural Gas Piping Replacement	81,247	17,501	2,372	1,906	63,746
Total Community College	<u>\$ 981,152</u>	<u>211,351</u>	<u>\$ 28,645</u>	<u>\$ 23,019</u>	<u>\$ 769,801</u>

Serial Bonds 2010 Federally Taxable Issue - Build America Bonds (BABs) (Matures 2025) Continued

	2020	Principal	Interest Payments		2020
	Beginning Balance	Payment	First	Second	Ending Balance
All Other General Fund					
COB - Parking Area Repairs - Design Phase	\$ 42,417	\$ 9,137	\$ 1,238	\$ 995	\$ 33,280
Grippen Ice Rink Rehabilitation	96,324	20,749	2,812	2,260	75,575
Watershed Annual Maintenance	14,624	3,150	427	343	11,474
County Buildings Renovations	38,998	8,401	1,139	915	30,597
County Office Building Carpet	720	155	21	17	565
Public Safety Facility	19,462	4,192	568	457	15,270
Systematic Roof Replacement At County	71,497	15,401	2,087	1,677	56,096
Electronic Voting Machines	19,644	4,232	573	461	15,412
Fire Radio System Replacement Phase I	97,496	21,002	2,846	2,287	76,494
Regional Public Safety Training Facility	14,082	3,033	411	330	11,049
Parks Equipment Replacement	17,549	3,780	512	412	13,769
Parks Surface Rehabilitation	6,478	1,395	189	152	5,083
Forum Repairs/Renovations	5,850	1,260	171	137	4,590
Equipment Replacement (FEMA 06/06 Flood)	215,574	46,437	6,294	5,058	169,137
Parks Equipment Replacement (FEMA 06/06 Flood)	680	146	20	16	534
Watershed Annual Maintenance	18,578	4,002	542	436	14,576
County Buildings Renovations	24,771	5,336	723	581	19,435
County Office Building - Parking Area	1,487,461	320,416	43,425	34,899	1,167,045
Petroleum Storage Reg. Compliance	15,599	3,360	455	366	12,239
Public Safety Facility Repairs/Renovations	13,742	2,960	401	322	10,782
Computer Equipment Replacement & Update Technology	51,997	11,201	1,518	1,220	40,796
Voice Mail System Replacement - Unified	12,198	2,628	356	286	9,570
Parks Equipment Replacement	4,550	980	133	107	3,570
Black Creek Security Update At Jail	38,755	8,348	1,131	909	30,407
Watershed Regulatory Compliance Part 1	25,999	5,601	759	610	20,398
County Buildings Renovations	29,249	6,301	854	686	22,948
Petroleum Bulk Storage	9,749	2,100	285	229	7,649
Public Safety Facility Repairs/Renovations	14,624	3,150	427	343	11,474
Systematic Roof Replacement At County	28,167	6,067	822	661	22,100
Network Switches & PC Replacement	156,968	33,813	4,583	3,683	123,155
Parks Equipment Replacement	14,624	3,150	427	343	11,474
Portable Radio Replacement	7,782	1,676	227	183	6,106
Replace Financial, HR/Payroll Systems (Software)	362,139	78,009	10,572	8,497	284,130
Replace Financial, HR/Payroll Systems (Hardware)	51,997	11,201	1,518	1,220	40,796
Parks Upgrade	15,166	3,267	443	356	11,899
ERP System Phase II	1,067,579	229,968	31,167	25,048	837,611
Replace Oil-Water Separator at Fleet	20,474	4,410	598	480	16,064
External Building Repairs - Front Street Dog Shelter	14,624	3,150	427	343	11,474

Serial Bonds 2010 Federally Taxable Issue - Build America Bonds (BABs) (Matures 2025) Continued

	2020	Principal	Interest Payments		2020
	<u>Beginning Balance</u>	<u>Payment</u>	<u>First</u>	<u>Second</u>	<u>Ending Balance</u>
Parks Facilities Repairs & Renovations	10,400	2,240	304	244	8,160
Sheriff's Vehicle Replacement	43,331	9,334	1,265	1,017	33,997
Security at GHJB	19,760	4,257	577	464	15,503
Employee Timekeeper System/Scheduler	53,622	11,551	1,565	1,258	42,071
System Upgrades and Network Management	116,995	25,202	3,416	2,745	91,793
Tape Library and Computer Equipment	24,699	5,321	721	579	19,378
Hazardous Materials Response Vehicle	48,748	10,501	1,423	1,144	38,247
Vehicle Replacement	64,998	14,001	1,898	1,525	50,997
Forum Repairs/Renovations	29,249	6,301	854	686	22,948
Forum Seating	81,246	17,501	2,372	1,906	63,745
Parks Surface Rehabilitation	24,374	5,251	712	572	19,123
Parks Facilities Repairs and Renovations	16,249	3,500	474	381	12,749
Parks Vehicle Replacement	16,249	3,500	474	381	12,749
Total Other General Fund	\$ 4,698,107	\$ 1,012,024	\$ 137,156	\$ 110,227	\$ 3,686,083
Total General Fund	\$ 5,679,259	\$ 1,223,375	\$ 165,801	\$ 133,246	\$ 4,455,884
County Road					
Highway Reconstruction	\$ 36,623	\$ 7,889	\$ 1,069	\$ 859	\$ 28,734
Colesville Rd./South St. Bridge Replace./Rehab.-Design	10,304	2,220	301	242	8,084
Highway Reconstruction	476,647	102,675	13,915	11,183	373,972
Bevier St. Bridge Reconstruction	377,720	81,365	11,027	8,862	296,355
South Street Bridge	67,272	14,491	1,964	1,578	52,781
Bridge Reconstruction	72,935	15,711	2,129	1,711	57,224
Road Reconstruction (FEMA - 06/06 Flood)	19,918	4,291	581	467	15,627
Bridge Reconstruction (FEMA - 11/06 Flood)	132,919	28,632	3,880	3,119	104,287
Highway Reconstruction/Repair	430,478	92,730	12,567	10,100	337,748
Repair Highway Culverts & Bridges	123,856	26,680	3,616	2,906	97,176
Highway Fire Alarm Suppression System	6,872	1,480	201	161	5,392
Highway Reconstruction/Rehabilitation	491,327	105,837	14,344	11,528	385,490
Colesville Rd. Bridge Replacement	304,601	65,614	8,893	7,147	238,987
Unanticipated Bridge Repairs	73,122	15,751	2,135	1,716	57,371
2nd Street, Deposit, Drainage	197,159	42,470	5,756	4,626	154,689
Highway Reconstruction/Rehabilitation	661,507	142,496	19,312	15,520	519,011
Nanticoke Drive Bridge Reconstruction	173,055	37,278	5,052	4,060	135,777
Highway Building Renovations	12,999	2,800	380	305	10,199
Vestal-Endicott Bridge Painting	853,943	183,949	24,930	20,035	669,994
Unanticipated Bridge/Culvert Repairs	97,496	21,002	2,846	2,287	76,494
Highway Reconstruction/Rehabilitation	723,094	155,763	21,110	16,965	567,331
Total County Roads	\$ 5,343,847	\$ 1,151,124	\$ 156,008	\$ 125,377	\$ 4,192,723

Serial Bonds
2010 Federally Taxable Issue - Build America Bonds (BABs) (Matures 2025) Continued

	2020 Beginning Balance	Principal Payment	Interest Payments		2020 Ending Balance
			First	Second	
Road Machinery					
Highway Equipment Replacement	\$ 66,938	\$ 14,419	\$ 1,954	\$ 1,571	\$ 52,519
Highway Equipment Replacement	90,996	19,602	2,657	2,135	71,394
Highway Equipment Replacement	257,714	55,514	7,524	6,047	202,200
Highway Vehicles Replacement	49,723	10,711	1,452	1,167	39,012
Highway Equipment Replacement	326,612	70,356	9,535	7,663	256,256
Total Road Machinery	<u>\$ 791,983</u>	<u>\$ 170,602</u>	<u>\$ 23,122</u>	<u>\$ 18,583</u>	<u>\$ 621,381</u>
Library					
Computer Replacement - Public - Phase I	\$ 3,185	\$ 686	\$ 93	\$ 75	\$ 2,499
Computer Replacement - Staff - Phase I	1,137	245	33	27	892
Computer Replacement - Staff - Phase II	1,552	334	45	36	1,218
Parking Lot Surface Treatment	2,145	462	63	50	1,683
Replacement of Decker Room Carpet	3,315	714	97	78	2,601
Security Cameras	726	156	21	17	570
Library Improvements & Renovations	15,262	3,288	446	358	11,974
Total Library	<u>\$ 27,322</u>	<u>\$ 5,885</u>	<u>\$ 798</u>	<u>\$ 641</u>	<u>\$ 21,437</u>
Veterans' Arena					
Arena Primary Electric Repairs	\$ 14,624	\$ 3,150	\$ 427	\$ 343	\$ 11,474
Arena Repairs/Renovations	6,500	1,400	190	153	5,100
Arena Repairs/Renovations	15,599	3,360	455	366	12,239
Arena Window Replacement - Wall At North End	137,586	29,638	4,017	3,228	107,948
Arena Repairs/Renovations	19,499	4,200	569	458	15,299
Arena Roof Systems Repair/Resurfacing	38,998	8,401	1,139	915	30,597
Arena Spotlights	5,850	1,260	171	137	4,590
Arena (Safety) Improvements	129,994	28,002	3,795	3,050	101,992
Arena Bathroom Renovations for ADA	24,374	5,251	712	572	19,123
Arena Repairs/Renovations	48,748	10,501	1,423	1,144	38,247
Total Veterans' Arena	<u>\$ 441,772</u>	<u>\$ 95,163</u>	<u>\$ 12,898</u>	<u>\$ 10,366</u>	<u>\$ 346,609</u>
En-Joie Golf Course					
Golf Course Reconstruction	\$ 39,688	\$ 8,549	\$ 1,159	\$ 931	\$ 31,139
Total En-Joie Golf Course	<u>\$ 39,688</u>	<u>\$ 8,549</u>	<u>\$ 1,159</u>	<u>\$ 931</u>	<u>\$ 31,139</u>

Serial Bonds
2010 Federally Taxable Issue - Build America Bonds (BABs) (Matures 2025) Continued

	2020 Beginning Balance	Principal Payment	Interest Payments		2020 Ending Balance
			First	Second	
Transit					
Intermodal Transit Terminal	\$ 652,859	\$ 140,633	\$ 19,060	\$ 15,317	\$ 512,226
5 - 24 Passenger Buses	171,894	37,028	5,018	4,033	134,866
Transit Building Renovations	45,498	9,801	1,328	1,067	35,697
Total Transit	\$ 870,251	\$ 187,462	\$ 25,406	\$ 20,417	\$ 682,789
Willow Point					
WPNH Room Renovations	\$ 94,355	\$ 20,325	\$ 2,755	\$ 2,214	\$ 74,030
New 380 Bed Facility	168,993	36,403	4,934	3,965	132,590
New Electrical Beds	23,291	5,017	680	546	18,274
WPNH Resident Contained Smoking Area	19,499	4,200	569	458	15,299
HVAC Repairs	32,499	7,001	949	762	25,498
Kiosk Stations	15,599	3,360	455	366	12,239
Resident Furniture & Room Care Equipment	7,800	1,680	228	183	6,120
WPNH Renovations And Repairs	38,023	8,191	1,110	892	29,832
HVAC Replacement/Repairs	36,560	7,876	1,067	858	28,684
Therapy Module - Software & Hardware	7,001	1,508	204	164	5,493
WPNH Building Improvements	23,919	5,152	698	561	18,767
Total Willow Point	\$ 467,539	\$ 100,713	\$ 13,649	\$ 10,969	\$ 366,826
Solid Waste					
Landfill Construction	\$ 23,837	\$ 5,135	\$ 696	\$ 559	\$ 18,702
Leachate Treatment Plant Outfall	344,693	74,251	10,063	8,087	270,442
SEIS Options For Section IV Access	29,851	6,430	871	700	23,421
Colesville Landfill Remediation (Part 2)	69,157	14,897	2,019	1,623	54,260
Colesville Landfill Remediation (Part 2)	31,199	6,721	911	732	24,478
Design Section III Closure	82,871	17,851	2,419	1,944	65,020
Landfill Rain Cap Section IV	61,747	13,301	1,803	1,449	48,446
Scale House Road And Facility	605,449	130,420	17,676	14,205	475,029
Solid Waste Management Plan Update	48,748	10,501	1,423	1,144	38,247
Landfill Road Reconstruction	758,301	163,347	22,138	17,791	594,954
Colesville Landfill Remediation (Part 2)	65,810	14,176	1,921	1,544	51,634
Construction of Section II & III Closure	155,994	33,603	4,554	3,660	122,391
Colesville Landfill Remediation	81,246	17,501	2,372	1,906	63,745
Total Solid Waste	\$ 2,358,903	\$ 508,134	\$ 68,866	\$ 55,344	\$ 1,850,769

Serial Bonds
2010 Federally Taxable Issue - Build America Bonds (BABs) (Matures 2025) Continued

	2020 Beginning Balance	Principal Payment	Interest Payments		2020 Ending Balance
			First	Second	
Aviation					
Airport Parking Lot Rehabilitation	\$ 278,687	\$ 60,032	\$ 8,136	\$ 6,539	\$ 218,655
Airport Corporate Hangar Improvements	144,793	31,190	4,227	3,397	113,603
Terminal Building Rehab.	29,249	6,301	854	686	22,948
Snow Removal Equipment	4,855	1,046	142	114	3,809
Terminal Building Improvements	116,995	25,202	3,416	2,745	91,793
T-Hangar Improvements	243,740	52,504	7,116	5,719	191,236
North Apron Rehabilitation Phase I	162,493	35,003	4,744	3,812	127,490
Main Apron Rehabilitation-Reconstruction	203,116	43,753	5,930	4,766	159,363
Total Aviation	<u>\$ 1,183,928</u>	<u>\$ 255,031</u>	<u>\$ 34,565</u>	<u>\$ 27,778</u>	<u>\$ 928,897</u>
Fleet Management					
Fleet Replacement	\$ 21,665	\$ 4,667	\$ 633	\$ 508	\$ 16,998
Fleet Replacement	64,998	14,001	1,898	1,525	50,997
Total Fleet Management	<u>\$ 86,663</u>	<u>\$ 18,668</u>	<u>\$ 2,531</u>	<u>\$ 2,033</u>	<u>\$ 67,995</u>
Central Foods					
Central Foods Building Renovations	\$ 138,334	\$ 29,799	\$ 4,039	\$ 3,246	\$ 108,535
Reconstruction of Central Foods	25,511	5,495	745	599	20,016
Total Central Foods	<u>\$ 163,845</u>	<u>\$ 35,294</u>	<u>\$ 4,784</u>	<u>\$ 3,845</u>	<u>\$ 128,551</u>
Total 2010 Federally Taxable Issue - BABs	<u><u>\$ 17,455,000</u></u>	<u><u>3,760,000</u></u>	<u><u>\$ 509,587</u></u>	<u><u>\$ 409,530</u></u>	<u><u>\$ 13,695,000</u></u>

Serial Bonds
2010 Federally Taxable Issue - Recovery Zone Economic Development Bonds (RZEDBs) (Matures 2025)

	2020	Principal Payment	Interest Payments		2020
	<u>Beginning Balance</u>		<u>First</u>	<u>Second</u>	<u>Ending Balance</u>
General Fund					
Community College					
Technology Initiative	\$ 2,897	-	\$ 85	\$ 85	\$ 2,897
Update Master Plan	478	-	14	14	478
Wales Building Renovation	9,160	-	267	267	9,160
Original Boiler Replacement Phase II	33,455	-	977	977	33,455
Feasibility Study	1,944	-	57	57	1,944
Energy Management Improvements	8,047	-	235	235	8,047
Roof Replacement - Phase II	39,977	-	1,167	1,167	39,977
West Gym Bleachers	10,108	-	295	295	10,108
Roadway & Lot Upgrades	4,957	-	145	145	4,957
Roof Replacement III	18,725	-	547	547	18,725
Science Building	19,344	-	565	565	19,344
Alms Building Demo & Site Restoration	17,364	-	507	507	17,364
Direct Digital Control	12,958	-	378	378	12,958
Natural Gas Piping Replacement	16,198	-	473	473	16,198
Total Community College	<u>\$ 195,612</u>	<u>-</u>	<u>\$ 5,712</u>	<u>\$ 5,712</u>	<u>\$ 195,612</u>

Serial Bonds 2010 Federally Taxable Issue - Build America Bonds (BABs) (Matures 2025) Continued

	2020		Interest Payments		2020
	Beginning Balance	Principal Payment	First	Second	Ending Balance
All Other General Fund					
COB - Parking Area Repairs - Design Phase	\$ 8,457	-	\$ 247	\$ 247	\$ 8,457
Grippen Ice Rink Rehabilitation	19,204	-	561	561	19,204
Watershed Annual Maintenance	2,916	-	85	85	2,916
County Buildings Renovations	7,775	-	227	227	7,775
County Office Building Carpet	144	-	4	4	144
Public Safety Facility	3,881	-	113	113	3,881
Systematic Roof Replacement At County	14,254	-	416	416	14,254
Electronic Voting Machines	3,916	-	114	114	3,916
Fire Radio System Replacement Phase I	19,438	-	567	567	19,438
Regional Public Safety Training Facility	2,808	-	82	82	2,808
Parks Equipment Replacement	3,499	-	102	102	3,499
Parks Surface Rehabilitation	1,292	-	38	38	1,292
Forum Repairs/Renovations	1,166	-	34	34	1,166
Equipment Replacement (FEMA 06/06 Flood)	42,979	-	1,255	1,255	42,979
Parks Equipment Replacement (FEMA 06/06 Flood)	136	-	4	4	136
Watershed Annual Maintenance	3,704	-	108	108	3,704
County Buildings Renovations	4,939	-	144	144	4,939
County Office Building - Parking Area	296,555	-	8,658	8,658	296,555
Petroleum Storage Reg. Compliance	3,110	-	91	91	3,110
Public Safety Facility Repairs/Renovations	2,740	-	80	80	2,740
Computer Equipment Replacement & Update Technology	10,367	-	303	303	10,367
Voice Mail System Replacement - Unified	2,432	-	71	71	2,432
Parks Equipment Replacement	907	-	26	26	907
Black Creek Security Update At Jail	7,727	-	226	226	7,727
Watershed Regulatory Compliance Part 1	5,183	-	151	151	5,183
County Buildings Renovations	5,831	-	170	170	5,831
Petroleum Bulk Storage	1,944	-	57	57	1,944
Public Safety Facility Repairs/Renovations	2,916	-	85	85	2,916
Systematic Roof Replacement At County	5,615	-	164	164	5,615
Network Switches & PC Replacement	31,295	-	914	914	31,295
Parks Equipment Replacement	2,916	-	85	85	2,916
Portable Radio Replacement	1,551	-	45	45	1,551
Replace Financial, HR/Payroll Systems (Software)	72,199	-	2,108	2,108	72,199
Replace Financial, HR/Payroll Systems (Hardware)	10,367	-	303	303	10,367
Parks Upgrade	3,024	-	88	88	3,024
ERP System Phase II	212,843	-	6,214	6,214	212,843
Replace Oil-Water Separator at Fleet	4,082	-	119	119	4,082
External Building Repairs - Front Street Dog Shelter	2,916	-	85	85	2,916

Serial Bonds 2010 Federally Taxable Issue - Build America Bonds (BABs) (Matures 2025) Continued

	2020	Principal Payment	Interest Payments		2020
	Beginning Balance		First	Second	Ending Balance
Parks Facilities Repairs & Renovations	2,073	-	61	61	2,073
Sheriff's Vehicle Replacement	8,639	-	252	252	8,639
Security at GHJB	3,939	-	115	115	3,939
Employee Timekeeper System/Scheduler	10,691	-	312	312	10,691
System Upgrades and Network Management	23,325	-	681	681	23,325
Tape Library and Computer Equipment	4,924	-	144	144	4,924
Hazardous Materials Response Vehicle	9,719	-	284	284	9,719
Vehicle Replacement	12,958	-	378	378	12,958
Forum Repairs/Renovations	5,831	-	170	170	5,831
Forum Seating	16,198	-	473	473	16,198
Parks Surface Rehabilitation	4,859	-	142	142	4,859
Parks Facilities Repairs and Renovations	3,240	-	95	95	3,240
Parks Vehicle Replacement	3,240	-	95	95	3,240
Total Other General Fund	\$ 936,664	-	\$ 27,346	\$ 27,346	\$ 936,664
Total General Fund	\$ 1,132,276	-	\$ 33,058	\$ 33,058	\$ 1,132,276
County Road					
Highway Reconstruction	\$ 7,302	-	\$ 213	\$ 213	\$ 7,302
Colesville Rd./South St. Bridge Replace./Rehab.-Design	2,054	-	60	60	2,054
Highway Reconstruction	95,029	-	2,774	2,774	95,029
Bevier St. Bridge Reconstruction	75,306	-	2,199	2,199	75,306
South Street Bridge	13,412	-	392	392	13,412
Bridge Reconstruction	14,541	-	425	425	14,541
Road Reconstruction (FEMA - 06/06 Flood)	3,971	-	116	116	3,971
Bridge Reconstruction (FEMA - 11/06 Flood)	26,500	-	774	774	26,500
Highway Reconstruction/Repair	85,824	-	2,506	2,506	85,824
Repair Highway Culverts & Bridges	24,693	-	721	721	24,693
Highway Fire Alarm Suppression System	1,370	-	40	40	1,370
Highway Reconstruction/Rehabilitation	97,956	-	2,860	2,860	97,956
Colesville Rd. Bridge Replacement	60,728	-	1,773	1,773	60,728
Unanticipated Bridge Repairs	14,578	-	426	426	14,578
2nd Street, Deposit, Drainage	39,307	-	1,148	1,148	39,307
Highway Reconstruction/Rehabilitation	131,885	-	3,850	3,850	131,885
Nanticoke Drive Bridge Reconstruction	34,502	-	1,007	1,007	34,502
Highway Building Renovations	2,592	-	76	76	2,592
Vestal-Endicott Bridge Painting	170,250	-	4,970	4,970	170,250
Unanticipated Bridge/Culvert Repairs	19,438	-	567	567	19,438
Highway Reconstruction/Rehabilitation	144,163	-	4,209	4,209	144,163
Total County Roads	\$ 1,065,401	-	\$ 31,106	\$ 31,106	\$ 1,065,401

Serial Bonds
2010 Federally Taxable Issue - Build America Bonds (BABs) (Matures 2025) Continued

	2020 Beginning Balance	Principal Payment	Interest Payments		2020 Ending Balance
			First	Second	
Road Machinery					
Highway Equipment Replacement	\$ 13,346	-	\$ 390	\$ 390	\$ 13,346
Highway Equipment Replacement	18,142	-	530	530	18,142
Highway Equipment Replacement	51,380	-	1,500	1,500	51,380
Highway Vehicles Replacement	9,913	-	289	289	9,913
Highway Equipment Replacement	65,116	-	1,901	1,901	65,116
Total Road Machinery	\$ 157,897	-	\$ 4,610	\$ 4,610	\$ 157,897
Library					
Computer Replacement - Public - Phase I	\$ 635	-	\$ 19	\$ 19	\$ 635
Computer Replacement - Staff - Phase I	227	-	7	7	227
Computer Replacement - Staff - Phase II	309	-	9	9	309
Parking Lot Surface Treatment	428	-	12	12	428
Replacement of Decker Room Carpet	661	-	19	19	661
Security Cameras	145	-	4	4	145
Library Improvements & Renovations	3,043	-	89	89	3,043
Total Library	\$ 5,448	-	\$ 159	\$ 159	\$ 5,448
Veterans' Arena					
Arena Primary Electric Repairs	\$ 2,916	-	\$ 85	\$ 85	\$ 2,916
Arena Repairs/Renovations	1,296	-	38	38	1,296
Arena Repairs/Renovations	3,110	-	91	91	3,110
Arena Window Replacement - Wall At North End	27,431	-	801	801	27,431
Arena Repairs/Renovations	3,888	-	113	113	3,888
Arena Roof Systems Repair/Resurfacing	7,775	-	227	227	7,775
Arena Spotlights	1,166	-	34	34	1,166
Arena (Safety) Improvements	25,917	-	757	757	25,917
Arena Bathroom Renovations for ADA	4,859	-	142	142	4,859
Arena Repairs/Renovations	9,719	-	284	284	9,719
Total Veterans' Arena	\$ 88,077	-	\$ 2,572	\$ 2,572	\$ 88,077
En-Joie Golf Course					
Golf Course Reconstruction	\$ 7,913	-	\$ 231	\$ 231	\$ 7,913
Total En-Joie Golf Course	\$ 7,913	-	\$ 231	\$ 231	\$ 7,913

Serial Bonds
2010 Federally Taxable Issue - Build America Bonds (BABs) (Matures 2025) Continued

	2020 Beginning Balance	Principal Payment	Interest Payments		2020 Ending Balance
			First	Second	
Transit					
Intermodal Transit Terminal	\$ 130,161	-	\$ 3,800	\$ 3,800	\$ 130,161
5 - 24 Passenger Buses	34,270	-	1,000	1,000	34,270
Transit Building Renovations	9,071	-	265	265	9,071
Total Transit	<u>\$ 173,502</u>	<u>-</u>	<u>\$ 5,065</u>	<u>\$ 5,065</u>	<u>\$ 173,502</u>
Willow Point					
WPNH Room Renovations	\$ 18,811	-	\$ 549	\$ 549	\$ 18,811
New 380 Bed Facility	33,692	-	984	984	33,692
New Electrical Beds	4,643	-	136	136	4,643
WPNH Resident Contained Smoking Area	3,888	-	113	113	3,888
HVAC Repairs	6,479	-	189	189	6,479
Kiosk Stations	3,110	-	91	91	3,110
Resident Furniture & Room Care Equipment	1,555	-	45	45	1,555
WPNH Renovations And Repairs	7,581	-	221	221	7,581
HVAC Replacement/Repairs	7,289	-	213	213	7,289
Therapy Module - Software & Hardware	1,396	-	41	41	1,396
WPNH Building Improvements	4,769	-	139	139	4,769
Total Willow Point	<u>\$ 93,213</u>	<u>-</u>	<u>\$ 2,721</u>	<u>\$ 2,721</u>	<u>\$ 93,213</u>
Solid Waste					
Landfill Construction	\$ 4,752	-	\$ 139	\$ 139	\$ 4,752
Leachate Treatment Plant Outfall	68,721	-	2,006	2,006	68,721
SEIS Options For Section IV Access	5,951	-	174	174	5,951
Colesville Landfill Remediation (Part 2)	13,788	-	403	403	13,788
Colesville Landfill Remediation (Part 2)	6,220	-	182	182	6,220
Design Section III Closure	16,522	-	482	482	16,522
Landfill Rain Cap Section IV	12,311	-	359	359	12,311
Scale House Road And Facility	120,708	-	3,524	3,524	120,708
Solid Waste Management Plan Update	9,719	-	284	284	9,719
Landfill Road Reconstruction	151,182	-	4,414	4,414	151,182
Colesville Landfill Remediation (Part 2)	13,120	-	383	383	13,120
Construction of Section II & III Closure	31,100	-	908	908	31,100
Colesville Landfill Remediation	16,198	-	473	473	16,198
Total Solid Waste	<u>\$ 470,292</u>	<u>-</u>	<u>\$ 13,731</u>	<u>\$ 13,731</u>	<u>\$ 470,292</u>

Serial Bonds
2010 Federally Taxable Issue - Build America Bonds (BABs) (Matures 2025) Continued

	2020 Beginning Balance	Principal Payment	Interest Payments		2020 Ending Balance
			First	Second	
Aviation					
Airport Parking Lot Rehabilitation	\$ 55,562	-	\$ 1,622	\$ 1,622	\$ 55,562
Airport Corporate Hangar Improvements	28,867	-	843	843	28,867
Terminal Building Rehab.	5,831	-	170	170	5,831
Snow Removal Equipment	968	-	28	28	968
Terminal Building Improvements	23,325	-	681	681	23,325
T-Hangar Improvements	48,594	-	1,419	1,419	48,594
North Apron Rehabilitation Phase I	32,396	-	946	946	32,396
Main Apron Rehabilitation-Reconstruction	40,495	-	1,182	1,182	40,495
Total Aviation	<u>\$ 236,038</u>	<u>-</u>	<u>\$ 6,891</u>	<u>\$ 6,891</u>	<u>\$ 236,038</u>
Fleet Management					
Fleet Replacement	\$ 4,320	-	\$ 126	\$ 126	\$ 4,320
Fleet Replacement	12,958	-	378	378	12,958
Total Fleet Management	<u>\$ 17,278</u>	<u>-</u>	<u>\$ 504</u>	<u>\$ 504</u>	<u>\$ 17,278</u>
Central Foods					
Central Foods Building Renovations	\$ 27,579	-	\$ 805	\$ 805	\$ 27,579
Reconstruction of Central Foods	5,086	-	148	148	5,086
Total Central Foods	<u>\$ 32,665</u>	<u>-</u>	<u>\$ 953</u>	<u>\$ 953</u>	<u>\$ 32,665</u>
Total 2010 Federally Taxable Issue - RZEDBs	<u><u>\$ 3,480,000</u></u>	<u><u>-</u></u>	<u><u>\$ 101,601</u></u>	<u><u>\$ 101,601</u></u>	<u><u>\$ 3,480,000</u></u>

Serial Bonds
2016 Issue (Matures 2035)

	2020 Beginning Balance	Principal Payment	Interest Payments		2020 Ending Balance
			First	Second	
General Fund					
Community College					
Science Building	\$ 465,197	\$ 24,572	\$ 5,591	\$ 5,345	\$ 440,625
Wales Building Upgrades	127,755	6,748	1,535	1,468	121,007
Roofs Replacement IV	73,248	3,869	880	842	69,379
Total Community College	<u>\$ 666,200</u>	<u>\$ 35,189</u>	<u>\$ 8,006</u>	<u>\$ 7,655</u>	<u>\$ 631,011</u>
All Other General Fund					
COPS Advance Refunding	\$ 8,166,599	\$ 431,372	\$ 98,150	\$ 93,836	\$ 7,735,227
Watershed Regulatory Compliance	98,297	5,192	1,181	1,129	93,105
Courthouse Air Handler Replacement	119,954	6,336	1,442	1,378	113,618
Systematic Roof Replacement at County	57,773	3,052	694	664	54,721
Watershed Annual Maintenance	32,449	1,714	390	373	30,735
Courthouse Steps	43,882	2,318	527	504	41,564
Spill Prevention/Petroleum Bulk Storage	34,479	1,821	414	396	32,658
Watershed Annual Maintenance	39,318	2,077	473	452	37,241
Watershed Regulatory Compliance	118,484	6,258	1,424	1,361	112,226
County Buildings Renovations	131,395	6,941	1,579	1,510	124,454
Systematic Roof Replacement - County Buildings	64,360	3,400	774	740	60,960
County Building Renovations	3,408	180	41	39	3,228
Forum Repairs/Renovations	131,649	6,954	1,582	1,513	124,695
Otsiningo Bathroom	57,325	3,028	689	659	54,297
Parks Facilities Repairs & Renovations	33,132	1,750	398	381	31,382
Total Other General Fund	<u>\$ 9,132,504</u>	<u>\$ 482,393</u>	<u>\$ 109,758</u>	<u>\$ 104,935</u>	<u>\$ 8,650,111</u>
Total General Fund	<u>\$ 9,798,704</u>	<u>\$ 517,582</u>	<u>\$ 117,764</u>	<u>\$ 112,590</u>	<u>\$ 9,281,122</u>

Serial Bonds
2016 Issue (Matures 2035) Continued

	2020 Beginning Balance	Principal Payment	Interest Payments		2020 Ending Balance
			First	Second	
County Road					
Highway Reconstruction/Rehabilitation	\$ 2,725	\$ 144	\$ 33	\$ 31	\$ 2,581
Highway Reconstruction/Rehabilitation	1,296,073	68,461	15,577	14,892	1,227,612
Killawog Rd & Oregon Hill Rd Bridges	357,746	18,897	4,300	4,111	338,849
Unanticipated Bridge/Culvert Repairs	193,788	10,236	2,329	2,227	183,552
West Hill Rd Bridge Rehabilitation/Scour	118,426	6,255	1,423	1,361	112,171
Highway Reconstruction/Rehabilitation	1,432,040	75,642	17,211	16,455	1,356,398
Unanticipated Bridge/Culvert Repairs	201,054	10,620	2,416	2,310	190,434
Total County Roads	<u>\$ 3,601,852</u>	<u>\$ 190,255</u>	<u>\$ 43,289</u>	<u>\$ 41,387</u>	<u>\$ 3,411,597</u>
Road Machinery					
Highway Equipment Replacement	\$ 19,154	\$ 1,012	\$ 230	\$ 220	\$ 18,142
Highway Equipment Replacement	292,157	15,432	3,511	3,357	276,725
Highway Equipment Replacement	530,974	28,047	6,382	6,101	502,927
Total Road Machinery	<u>\$ 842,285</u>	<u>\$ 44,491</u>	<u>\$ 10,123</u>	<u>\$ 9,678</u>	<u>\$ 797,794</u>
Veterans' Arena					
Arena Repairs/Renovations	\$ 78,622	\$ 4,153	\$ 945	\$ 903	\$ 74,469
Repair/Replace Arena HVAC Equipment	224,556	11,861	2,699	2,580	212,695
Total Veterans' Arena	<u>\$ 303,178</u>	<u>\$ 16,014</u>	<u>\$ 3,644</u>	<u>\$ 3,483</u>	<u>\$ 287,164</u>
Transit					
Intermodal Transit Terminal	\$ 398,596	\$ 21,054	\$ 4,791	\$ 4,580	\$ 377,542
Total Transit	<u>\$ 398,596</u>	<u>\$ 21,054</u>	<u>\$ 4,791</u>	<u>\$ 4,580</u>	<u>\$ 377,542</u>

Serial Bonds
2016 Issue (Matures 2035) Continued

	2020 Beginning Balance	Principal Payment	Interest Payments		2020 Ending Balance
			First	Second	
Solid Waste					
Scale House Road And Facility	\$ 19,432	\$ 1,027	\$ 234	\$ 223	\$ 18,405
Landfill Road Reconstruction	72,822	3,847	875	837	68,975
Construction of Section II & III Closure	1,042,633	55,073	12,531	11,980	987,560
Landfill Equipment	106,918	5,648	1,285	1,229	101,270
Design/Construction Review for Section IV Cells II & III	269,216	14,220	3,236	3,093	254,996
Colesville Landfill Remediation	335,590	17,726	4,033	3,856	317,864
Construction Section IV Cell II	2,152,276	113,686	25,867	24,730	2,038,590
Design & Construction Review Section IV Cells III & IV	77,662	4,102	933	892	73,560
Landfill Groundwater Remediation Feasibility Study	212,437	11,221	2,553	2,441	201,216
Total Solid Waste	<u>\$ 4,288,986</u>	<u>\$ 226,550</u>	<u>\$ 51,547</u>	<u>\$ 49,281</u>	<u>\$ 4,062,436</u>
Aviation					
Hangar Improvements	\$ 24,471	\$ 1,293	\$ 294	\$ 281	\$ 23,178
Rental Car Service Facility Replacement	146,928	7,761	1,766	1,688	139,167
Total Aviation	<u>\$ 171,399</u>	<u>\$ 9,054</u>	<u>\$ 2,060</u>	<u>\$ 1,969</u>	<u>\$ 162,345</u>
Total 2016 Issue	<u><u>\$ 19,405,000</u></u>	<u><u>\$ 1,025,000</u></u>	<u><u>\$ 233,218</u></u>	<u><u>\$ 222,968</u></u>	<u><u>\$ 18,380,000</u></u>

Serial Bonds
2018 Issue (Matures 2031)

	2020 Beginning Balance	Principal Payment	Interest Payments		2020 Ending Balance
			First	Second	
General Fund					
Community College					
Science Building	\$ 5,286,762	\$ 376,441	\$ 79,301	\$ 73,655	\$ 4,910,321
Hazardous Materials	42,121	2,999	632	587	39,122
Wales Building Upgrades	1,014,393	72,230	15,216	14,132	942,163
Electrical Infrastructure	18,620	1,326	279	259	17,294
HVAC Upgrades/Replacement	64,592	4,599	969	900	59,993
Water & Sewer Renovations/Upgrades	138,605	9,869	2,079	1,931	128,736
Sidewalks, Roadways, & Other Parking Lots	19,657	1,400	295	274	18,257
HVAC & Roof Critical Replacements	101,274	7,211	1,519	1,411	94,063
Total Community College	\$ 6,686,024	\$ 476,075	\$ 100,290	\$ 93,149	\$ 6,209,949
All Other General Fund					
Watershed Annual Maintenance	\$ 45,373	\$ 3,231	\$ 681	\$ 632	\$ 42,142
County Building Renovations	83,819	5,968	1,257	1,168	77,851
Watershed Annual Maintenance	36,971	2,633	555	515	34,338
Systematic Roof Replacement at County Facilities	104,276	7,425	1,564	1,453	96,851
Conversion of Gym to Dormitory	64,897	4,621	973	904	60,276
Sheriff Medical Addition	161,501	11,500	2,423	2,250	150,001
Parks Equipment (Bobcat)	31,210	2,222	468	435	28,988
Parks Equipment Replacement	40,375	2,875	606	563	37,500
Stormwater Infrastructure	26,045	1,855	391	363	24,190
Total Other General Fund	\$ 594,467	\$ 42,330	\$ 8,918	\$ 8,283	\$ 552,137
Total General Fund	\$ 7,280,491	\$ 518,405	\$ 109,208	\$ 101,432	\$ 6,762,086

	Serial Bonds				
	2018 Issue (Matures 2031) Continued				
	2020 Beginning Balance	Principal Payment	Interest Payments		2020 Ending Balance
		First	Second		
County Road					
Airport Road Reconstruction - Design	\$ 67,387	\$ 4,798	\$ 1,011	\$ 939	\$ 62,589
Highway Reconstruction/Rehabilitation	1,420,802	101,168	21,312	19,795	1,319,634
Killawog Rd Bridge Replacement	370,401	26,374	5,556	5,160	344,027
River Rd Bridge Replacement Design	102,876	7,325	1,543	1,433	95,551
Unanticipated Bridge/Culvert Repairs	142,068	10,116	2,131	1,979	131,952
Highway Reconstruction/Rehabilitation	1,564,139	111,374	23,462	21,791	1,452,765
Unanticipated Bridge/Culvert Repairs	303,348	21,600	4,550	4,226	281,748
Total County Roads	\$ 3,971,021	\$ 282,755	\$ 59,565	\$ 55,323	\$ 3,688,266
Road Machinery					
Highway Equipment Replacement	\$ 384,378	\$ 27,369	\$ 5,766	\$ 5,355	\$ 357,009
Highway Equipment Replacement	420,386	29,933	6,306	5,857	390,453
Total Road Machinery	\$ 804,764	\$ 57,302	\$ 12,072	\$ 11,212	\$ 747,462
Veterans' Arena					
Arena Efficiency Project	\$ 146,890	\$ 10,459	\$ 2,203	\$ 2,046	\$ 136,431
Arena Improvement Project	128,912	9,179	1,934	1,796	119,733
Total Veterans' Arena	\$ 275,802	\$ 19,638	\$ 4,137	\$ 3,842	\$ 256,164
Solid Waste					
Colesville Landfill Remediation	\$ 51,190	\$ 3,645	\$ 768	\$ 713	\$ 47,545
Construction of Sewer Line	1,235,262	87,956	18,529	17,210	1,147,306
Landfill Equipment	508,955	36,240	7,634	7,091	472,715
Total Solid Waste	\$ 1,795,407	\$ 127,841	\$ 26,931	\$ 25,014	\$ 1,667,566

Serial Bonds
2018 Issue (Matures 2031) Continued

	<u>2020 Beginning Balance</u>	<u>Principal Payment</u>	<u>Interest Payments</u>		<u>2020 Ending Balance</u>
			<u>First</u>	<u>Second</u>	
Aviation					
Hangar Improvements	\$ 81,904	\$ 5,832	\$ 1,229	\$ 1,229	\$ 76,072
Rental Car Service Facility Replacement	1,088,569	77,511	16,329	16,329	1,011,058
Total Aviation	<u>\$ 1,170,473</u>	<u>\$ 83,343</u>	<u>\$ 17,558</u>	<u>\$ 17,558</u>	<u>\$ 1,087,130</u>
Willow Point					
13 Sprinkler System	\$ 642,042	\$ 45,716	\$ 9,631	\$ 9,631	\$ 596,326
Total Willow Point	<u>\$ 642,042</u>	<u>\$ 45,716</u>	<u>\$ 9,631</u>	<u>\$ 9,631</u>	<u>\$ 596,326</u>
Total 2018 Issue	<u><u>\$ 15,940,000</u></u>	<u><u>\$ 1,135,000</u></u>	<u><u>\$ 239,102</u></u>	<u><u>\$ 224,012</u></u>	<u><u>\$ 14,805,000</u></u>

Bond Anticipation Notes
Issue Date 5/2/19
Maturity Date 5/1/20

	Amount Outstanding		Amount Outstanding
All Other General Fund		All Other General Fund - Continued	
15 Digitize Permanent Records	\$ 15,000	16 Public Safety Communications System Upgrade	\$ 1,819,058
17 Digitize Permanent Records	20,000	18 Emergency Services Response Building	71,250
19 Digitize Permanent Land Records	113,000	18 Vehicle replacement	33,333
19 Repair Permanent Land Records	29,000	19 Radio Infrastructure Equipment	880,000
19 Digitize Permanent Records	23,000	19 Radio Tower Site Prep	643,500
15 Computer Hardware & Software Replace/Update	185,333	19 Tower Site Equipment	1,067,000
15 Dark Fiber Installation	655,824	19 Radio Tower Land Purchase	176,000
16 Computer Equipment Replacement/Update Technology	532,695	14 Conversion of Gym to Dormitory	1,089,273
17 Computer Equipment Replacement/Update Technology	436,937	14 Sheriff Medical Addition	2,764,060
18 Computer Equipment Replacement/Update Technology	680,000	15 Road Patrol In-Car IT Upgrades	6,662
19 Computer Equipment Replacement/Update Technology	500,000	17 Body Armor Vests	46,800
11 Spill Prevention/Petroleum Bulk Storage	48,000	17 Replace Civil Division System	60,094
12 County Buildings Energy Efficiency	27,229	17 Vehicle Replacement	75,000
14 South Otsiningo Trail	58,492	18 Jail Radio Replacement	40,000
15 Watershed Annual Maintenance	39,000	18 In-Car Camera Replacement	80,000
15 Resurface Public Safety Facility Parking Lot	325,500	18 Vehicle replacement	150,000
15 Senior Centers Parking Lot Repairs	90,000	19 Vehicle replacement	125,000
15 Systematic Roof Replacement at County Facilities	109,894	15 Forum Repairs/Renovations	5,000
16 Watershed Annual Maintenance	52,139	18 Forum Improvements	67,500
16 Construction Equipment Replacement	173,913	19 Forum Improvements	50,000
16 County & Family Court Annex Repairs/Renovations	83,282	19 DECO District-Upgrades	485,775
16 Renovations County Buildings	79,803	19 DECO District-Boiler Upgrade	251,295
16 Systematic Roof Repairs at County Facilities	348,577	12 Parks Surface Rehabilitation	42,980
16 Public Safety Facility Electric	142,693	14 Farmers Market Construction	585,687
17 County Regulatory/Environmental Compliance/Maintenance	84,982	15 Otsiningo Pond Loop Trail Project	36,668
17 Watershed Site 9A Compliance Upgrade Design/Permit	217,287	15 Parks Facilities Repairs & Renovations	18,332
17 County Building Renovations	90,000	15 Parks Surface Rehabilitation	18,332
17 Public Safety Facility Repairs/Renovation	88,080	15 Parks Vehicle Replacement	11,250
17 Systematic Roof Repairs at County Facilities	346,666	16 Parks Facilities Repair & Renovation	69,428
18 County Regulatory/Environmental Compliance/Maintenance	100,000	16 Parks Mower Replacement	36,000
18 County Building Renovations	160,000	16 Parks Surface Rehabilitation	60,000
18 Roof Repairs Of County Facilities	233,333	17 Otsiningo Stage Construction	185,000
18 Reconstruction of Parking Lot - Ramp Building	113,000	17 Parks Facility Repairs & Renovation	65,000
19 County Regulatory/Environmental Compliance Maintenance	60,000	18 Dorchester Park Gateway	104,560
19 Watershed Site 9A Compliance Upgrade Construction	1,200,000	18 Parks Facilities Repairs And Renovation	93,333
19 County Building Renovations	200,000	18 Parks Surface Rehabilitation	128,800
19 Roof Repairs at County Facilities	100,000	18 Parks Vehicle Replacement	50,000
19 Tripartite Rehabilitation Phase 1	300,000	19 Parks Facilities Repairs And Renovation	50,000
19 Veterans Facility	1,100,000	19 Parks Facility Development	50,000
19 Land Purchase	750,000	19 Parks Surface Rehabilitation	100,000
15 OES Land Purchase	173,332	14 Stormwater Infrastructure	21,667
15 OES Tower Site Land Preparation	120,000	Total All Other General Fund	\$ 21,919,628

Bond Anticipation Notes

Issue Date 5/3/18

Maturity Date 5/3/19

	Amount Outstanding		Amount Outstanding
Aviation		Community College (BCC)	
03 Airport Utility Enhancement Project, Phase II	\$ 228,812	09 Roof Replacement III	\$ 13,221
10 Hangar Improvements	3,500	11 Hazardous Materials	27,067
12 Rental Car Service Facility Replacement	842,041	12 Electrical Infrastructure	78,750
13 West Apron Rehab Construction	31,279	12 HVAC Upgrades/Replacement	58,500
13 Geothermal Project	22,500	12 Roofs Replacement IV	7,054
14 Security Improvements	5,576	12 Water & Sewer Renovations/Upgrades	60,375
15 Environmental for MPU Project - EA	150,000	13 Sidewalks, Roadways, & Other Parking Lots	111,005
15 North Apron Rehab-Phase II-Construction	32,653	14 HVAC & Roof Critical Replacements	37,667
15 Taxiway H & K Rehab/Extension Design	14,000	15 Electrical Infrastructure II	55,000
16 Snow Removal Equipment Replacement	58,500	16 Core Building Rehab Phase I	23,635
16 Runway 16 Rehab/Construction	564,435	16 Downtown Campus Phase II	9,544,000
17 SRE Equipment Replacement	89,750	18 Critical Core Campus Rehabilitation	1,046,030
17 Master Plan Update	265,130	19 CEA Center Phase 1	25,000
17 Runway 10/28 Rehabilitation Design	24,130	19 Disabilities Access Improvements	25,000
17 Airport Drainage Improvements	25,650	19 Roads, Parking, and walkway upgrades	70,000
18 Design And Construct Parking Revenue Control Upgrade	90,000	19 Roof & HVAC Critical Replacements Phase 1	317,500
18 Replacement Of Airport Snow Removal Equipment	111,150	Total Community College	<u>\$ 11,499,804</u>
19 RW 10-28 Rehabilitation Construction	387,650		
	<u>\$ 2,946,756</u>	Total General Fund	<u>\$ 33,419,432</u>
Transit		Solid Waste	
15 Purchase of Three (4) Clean Diesel Transit Buses	\$ 133,527	12 Design & Construction Review Section IV Cells III & IV	\$ 603,718
16 Parking Lot Pavement/Expansion	264,004	12 Landfill Groundwater Remediation Feasibility Study	46,457
16 Three Clean Diesel Transit Buses	15,556	14 Construction of Section IV Cell III	2,940,000
18 Purchase of Four (4) Clean Diesel Transit Buses	112,132	14 Construction of Sewer Line	3,811,824
18 Purchase of Two (2) Cutaway Buses	15,507	14 Landfill Gas Collection System	73,657
18 Purchase of Three (3) Hybrid Diesel Buses	360,000	15 Colesville Landfill Remediation	76,734
19 3/4 Ton F250 Pickup Truck	36,075	16 Colesville Landfill Remediation	57,600
19 Purchase Five Clean Diesel Transit Buses	84,936	17 Leachate Plant Modification	66,000
19 2 - 28 Passenger Buses	257,304	17 Section V Plan & Permit Modification	180,000
Total Transit Fund	<u>\$ 1,279,041</u>	18 Colesville Landfill Remediation	5,000
		19 Construction of Section IV Cell IV	6,000,000
		19 Engineering, Const. Review & Docs Sect. IV CELL IV	700,000
		Total Solid Waste Fund	<u>\$ 14,560,990</u>

Bond Anticipation Notes

Issue Date 5/2/19

Maturity Date 5/1/20

	Amount Outstanding		Amount Outstanding
County Road		Road Machinery	
11 Killawog Rd & Oregon Hill Rd Bridges	\$ 12,000	15 Highway Equipment Replacement	\$ 533,411
12 Airport Road Reconstruction - Design	41,956	16 Highway Equipment Replacement	\$ 720,000
12 East Windsor Rd. Bridge	135,170	17 Highway Equipment Replacement	832,000
13 Killawog Rd Bridge Replacement	12,795	18 Highway Equipment Replacement	830,667
14 Hooper Rd Bridge Rehab - Construction	12,399	19 Highway Equipment Replacement	810,000
14 East Windsor Rd. Bridge	642,385	Total Road Machinery Fund	<u>\$ 3,726,078</u>
15 Highway Reconstruction/Rehabilitation	1,650,168	En-Joie Golf Course	
15 County Bridge and Culvert Flag Repairs	319,973	18 En-Joie SAM Grant Improvement Project	\$ 326,667
15 Ganoungton Rd. Culvert Replacement	242,266	Total En-Joie Golf Course	<u>\$ 326,667</u>
15 Bridge Structural Steel Cleaning/Painting - Design	60,756	Fleet Management	
16 Highway Reconstruction/Rehabilitation	2,699,584	16 DPW - Skid-Steer Loader	\$ 40,785
16 Airport Rd Four Lane Road Rehab/Construction	70,810	17 DPW - Fleet Replacement	166,667
16 County Bridge & Culvert Flag Repairs	338,924	18 DPW - Fleet Replacement	166,667
17 Highway Reconstruction/Rehabilitation	2,366,076	19 DPW - Fleet Replacement	250,000
17 County Bridge & Culvert Flag Repairs	410,382	Total Fleet Management Fund	<u>\$ 624,119</u>
17 Old Route 17 Bridge (BIN 3349850) Design	55,521	Willow Point Nursing Home	
17 Oregon Hill Rd. Bridge (BIN 3349520)	28,588	13 Sprinkler System	\$ 26,394
17 Juneberry Rd. Bridge (BIN 3349740) Design	93,538	14 WPNH Software Conversion	15,614
18 Highway Reconstruction/Rehabilitation	2,779,020	15 Nurse Call System	45,000
18 Colesville Road Bridge - Design (BIN3360040)	22,000	16 Asphalt Concrete Resurfacing Project	78,750
18 County Bridge and Culvert Repairs	388,750	16 Betterments & Improvements	51,126
18 Farm To Market ADA Sidewalk Upgrades Construction	74,800	16 Equipment & Furnishings Replacement	31835
18 Nanticoke Drive And Twist Run Road Culvert Replace-Design	140,000	16 Portable Oxygen Concentrators	20200
18 Old Route 17 Bridge Rehab Design (BIN3349620)	40,000	16 Roofing Replacement	60000
18 Upper Lisle Road Bridge Construction (BIN3349680)	800,000	16 Therapy Room	55999
19 Highway Reconstruction/Rehabilitation	2,490,082	17 Asphalt Concrete Resurfacing Project	81000
19 Bridge Maintenance Block Membrane & Bridges Design	11,000	17 HVAC Upgrades & Improvements	400,000
19 County Bridge & Culvert Repairs	350,000	17 Roofing Replacements	226,666
19 Juneberry Bridge Repl/Construction (BIN 3349940)	80,000	18 Betterments & Improvements	340,000
19 North Sanford Bridge Design (BIN 3349630)	34,000	18 Exterior Facade And Entrance Repair Project	142,500
19 Old Route 17 Bridge Construct (BIN3349850)	732,000	18 HVAC Upgrade & Improvements	73,333
Total County Road	<u>\$ 17,134,943</u>	18 Roofing Replacement	310000
Veteran's Arena		19 Betterments & Improvements	200,000
12 Repair/Replace Arena HVAC Equipment	\$ 4,087	19 Curtain Upgrade	35,240
13 Arena Seating	11,768	19 Door Upgrades	50,000
14 Arena Improvement Project	42,962	19 Electrical Upgrades	50,000
16 Arena Security Upgrades	47,000	Total Willow Point Nursing Home	<u>\$ 2,293,657</u>
18 Arena Improvements	76,500	Total Bond Anticipation Notes	<u>\$ 76,544,000</u>
19 Arena Improvement	50,000		
Total Veteran's Arena Fund	<u>\$ 232,317</u>		

Bond Anticipation Notes/Capital Notes Payment Schedule

Project Title	Fund	Department	Total BAN 5/2/2019	Principal Paydown 5/1/2019	Interest Due 5/1/2019
General	1010	91000099	\$ 21,919,628	\$ 3,139,827	\$ 547,991
General BCC	1010	91000099	11,499,804	668,020	335,215
Total General			\$ 33,419,432	\$ 3,807,847	\$ 883,206
Arena	3110	39020008	232,317	36,133	5,808
County Road	3120	29010505	17,134,943	1,285,056	428,374
En-Joie Golf Course	3140	41020008	326,667	23,333	8,167
Road Machinery	3160	30020305	3,726,078	326,235	93,152
Aviation	2010	28040005	2,946,756	303,051	73,669
Solid Waste	2020	38020007	14,560,990	819,519	364,025
Transit	2040	31010505	1,279,041	161,838	31,976
Willow Point NH	2050	27040004	2,293,657	302,552	57,341
Fleet Management	2070	09020001	624,119	252,914	15,603
Grand Total BANs & Capital Notes			\$ 76,544,000	\$ 7,318,478	\$ 1,961,321

Statement of
Authorized and Unborrowed Debt
For Open Capital Projects

Serial Bonds	Resolution	Debt Authorized	Debt Unborrowed
Arena/Forum			
Forum Marquee Replacement	19-173	\$ 125,000	\$ 125,000
Arena Improvements Infrastructure	19-173	100,000	100,000
Aviation			
Taxiway H & K Rehab/Extension Design	14-558	\$ 350,000	\$ 335,000
Airport Wildlife Hazard Assessment Study	16-76	75,000	75,000
Aviation SRE Equipment Replacement	16-425, *	775,219	534,052
Master Plan Update	16-425, 19-172	807,000	352,286
Runway 10/28 Rehabilitation Design	18-43, *	451,697	69,463
Design and Construct General Terminal	17-389	16,400,000	16,400,000
Design and Construct Parking Revenue Control Upgrade	17-389	1,000,000	900,000
Conduct Environ Assessment- Master plan update	18-406	200,000	200,000
Design & Construct Equipment Storage Building	18-406	1,000,000	1,000,000
Design & Construct Fuel Farm Rehab/upgrade	18-406	1,000,000	1,000,000
RW 10-28 Rehabilitation Construction	18-406	5,060,000	4,672,350
Broome Community College			
Science Building	08-744, 11-543	\$ 21,942,696	\$ 911,986
Electrical Infrastructure	11-549	500,000	27
Sidewalks, Roadways & Other Parking Lots	12-568	500,000	138,501
HVAC & Roof Critical Replacements	13-570	500,000	3,000
Music Suite Renovations	13-569	500,000	272,589
Electrical Infrastructure II	14-558	350,000	225,000
Simulated Clean Room and Equipment	14-558	2,813,000	987,380
Downtown Campus Phase II	15-403, 17-536	19,800,000	8,392,281
Core Building Rehab Phase I	17-116	7,300,000	877,017
Geothermal Heating & Cooling	16-425, 19-172	905,688	224,153
Critical Core Campus Rehabilitation	17-389	2,800,000	820,375
CEA Center Phase 1	18-406, 19-174	250,000	225,000
Disabilities Access Improvements	18-406	50,000	25,000
Roads, Parking, and walkway upgrades	18-406	140,000	70,000
Roof & HVAC Critical Replacements Phase 1	18-406, 19-174	635,000	317,500

Statement of
Authorized and Unborrowed Debt
For Open Capital Projects

	Resolution	Debt Authorized	Debt Unborrowed
Serial Bonds			
County Clerk			
Digitize Permanent Records	18-406	\$ 123,000	\$ 100,000
Regional Records Management Facility Study	19-174	26,500	26,500
County Road			
Old Route Bridge (BIN 3349850) Design	16-425	\$ 283,000	\$ 33,911
Colesville Road Bridge- Design (BIN3360040)	389-17	182,000	124,773
Farm To Market ADA Sidewalk Upgrades Construction	389-17, *	572,900	471,247
Nanticoke Drive & Twist Run Road Culvert Replacements-Design	389-17	569,000	172,546
Old Route 17 Bridge Rehabilitation Design (BIN3349620)	389-17	228,000	178,000
Upper Lisle Road Bridge Construction (BIN3349680)	389-17, 19-173	1,083,000	283,000
Highway Reconstruction/Rehabilitation	18-406, *	3,459,985	969,903
Bridge Maintenance Block Membrane & Bridges Design	18-406	55,000	44,000
Colesville Road Bridge Construction (BIN 3360040)	18-406	737,000	737,000
Hooper Rd Bridge Rehabilitation Design (BIN 3349750)	18-406	266,000	266,000
Juneberry Bridge Replacement/Construction (BIN 3349940)	18-406, 19-174	1,595,000	1,515,000
Nanticoke Dr/Twist Run Rd Culvert Replacement/Construction	18-406	1,421,000	1,421,000
North Sanford Bridge Design (BIN 3349630)	18-406	250,000	216,000
Old Route 17 Bridge Construction (BIN3349850)	18-406	3,660,000	2,928,000
Elections			
Voting Machine Replacements	16-425	\$ 220,000	\$ 198,000
Voting Machine Replacements	17-389	220,000	220,000
Purchase Electronic Poll Books	*	330,000	330,000
Emergency Services			
Public Safety Communications System Upgrade	17-116, 19-171	\$ 2,250,000	\$ 251,014
Radio Infrastructure Equipment	19-174	2,312,200	1,432,200
Mobile Communications Vehicle	19-174	1,100,000	1,100,000
Radio Tower Site Prep	19-174	1,930,500	1,287,000
Tower Site Equipment	19-174	2,006,300	939,300
Information Technology			
Dark Fiber Installation	16-76	\$ 1,175,000	\$ 120,000
Computer Equipment Replacement/Update	15-403	1,000,000	107
Computer Equipment Replacement/Update	16-425	1,000,000	252,417
Computer Equipment Replacement/Update	17-389	950,000	100,000
Computer Equipment Replacement/Update	18-406	850,000	350,000
Parks and Recreation			
Dorchester Park Gateway	17-389	\$ 572,000	\$ 417,943

Statement of
Authorized and Unborrowed Debt
For Open Capital Projects

	Resolution	Debt Authorized	Debt Unborrowed
Serial Bonds			
PW-Buildings & Grounds			
Public Safety Facility Electric	17-116	\$ 200,000	\$ 20,325
Watershed Site 9A Compliance Upgrade Design/Permit	16-425	400,000	77,950
Tripartite Facade Repair	17-389	100,000	80,000
County Regulatory/Environmental Compliance Maintenance	18-406	100,000	40,000
Tripartite Rehabilitation Phase 1	18-406	733,000	433,000
Veterans Facility	19-174	2,350,000	1,250,000
Design - Chenango St. Pedestrian Improvements	*	999,680	999,680
Public Transportation			
Purchase of 30 Bus Shelters	18-43	\$ 315,000	\$ 315,000
Purchase of Three (3) Hybrid Diesel Buses	19-173	2,400,000	2,400,000
Purchase of Five (5) Clean Diesel Transit Buses	18-406, *	2,304,690	2,219,754
Sheriff			
Road Patrol In-Car IT Upgrades	14-588	\$ 100,000	\$ 5,024
Replace Civil Division System	16-425	105,000	2,906
Vehicle Replacement	18-406	200,000	75,000
Solid Waste			
Construction of Sewer Line	13-570, 15-119	\$ 10,550,000	\$ 644,962
Landfill Gas Collection System	14-45	2,500,000	1,930,853
Excavation of Section IV, Cell IV	16-425, 18-43	1,500,000	1,480,000
Leachate Plant Modification	16-425	450,000	380,000
Colesville Landfill Remediation	17-389	50,000	45,000
Section V Phase I Material Relocation Construction	17-389	4,850,000	4,850,000
Construction Of Sect IV CELL IV	18-406, 19-174	6,200,000	200,000
Landfill Equipment	18-406	500,000	500,000
Storm Water Equipment	18-406	50,000	50,000
Willow Point Nursing Home			
Betterments & Improvements	15-403	\$ 120,000.00	\$ 561.00
Roofing Replacements	16-425	400,000	120,000
Betterments & Improvements	17-389	495,500	125,500
HVAC Upgrades & Improvements	17-389	250,000	160,000
Roofing Replacement	17-389	400,000	90,000
Electrical Upgrades	18-406	100,000	50,000
Total		\$ 155,480,555	\$ 74,283,336

* Pending legislative approval.

Authorized Capital Projects
Open as of June 1, 2019

	CIP Year	Total Appropriations	Available Appropriations
Arena/Forum			
Forum Improvements	2018	\$ 75,000	\$ 7,521
Forum Marquee Replacement	2018	125,000	63,699
Forum Improvements	2019	50,000	47,406
DECO District - Upgrades	2019	485,775	485,775
DECO District - Boiler Upgrade	2019	251,295	251,295
Arena Security Upgrades	2016	75,000	1,813
Arena Improvements	2018	85,000	3,275
Arena Improvements Infrastructure	2018	100,000	3,417
Arena Improvement	2019	50,000	3,480
		\$ 1,297,070	\$ 867,681
Aviation			
Environmental for MPU Project - EA	2015	\$ 150,000	\$ 150,000
Taxiway H & K Rehab/Extension Design	2015	350,000	350,000
Wildlife Hazard Assessment	2015	75,000	75,000
Aviation SRE Equipment Replacement	2017, *	775,219	619,254
Master Plan Update	2017, 2018a	807,000	241,410
Runway 10/28 Rehabilitation Design	2017, *	451,697	45,097
Design and Construct General Terminal	2018	16,400,000	16,400,000
Design and Construct Parking Revenue Control Upgrade	2018	1,000,000	1,000,000
Conduct Environ Assessment- Master plan update	2019	200,000	200,000
Design & Construct Equipment Storage Building	2019	1,000,000	1,000,000
Design & Construct Fuel Farm Rehab/upgrade	2019	1,000,000	1,000,000
RW 10-28 Rehabilitation Construction	2019	5,060,000	5,060,000
		\$ 27,268,916	\$ 26,140,761

Authorized Capital Projects
Open as of June 1, 2019

	CIP Year	Total Appropriations	Available Appropriations
Broome Community College			
Energy Management Improvements	2008	\$ 207,000	\$ 2,190
Science Building	2009, 2013a	21,942,696	1,035,056
Direct Digital Control	2010	465,000	5,080
Electrical Infrastructure	2012	500,000	9,776
Sidewalk, Roadways & Parks	2013	500,000	234,489
Music Suite Renovations	2013	500,000	442,259
HVAC & Roof Critical Replacements	2014	500,000	6,001
Electrical Infrastructure II	2015	350,000	350,000
Simulated Clean Room and Equipment	2015	2,813,000	989,130
Downtown Campus Phase II	2016	19,800,000	7,437,630
Core Building Rehab Phase I	2016	7,300,000	280,702
Geothermal Heating & Cooling	2017	905,688	40,910
Critical Core Campus Rehabilitation	2018	2,800,000	977,765
CEA Center Phase 1	2019, 2019a	250,000	250,000
Disabilities Access Improvements	2019	50,000	50,000
Roads, Parking, and walkway upgrades	2019	140,000	140,000
Roof & HVAC Critical Replacements Phase 1	2019, 2019a	635,000	635,000
		<u>\$ 59,658,384</u>	<u>\$ 12,885,988</u>
County Clerk - Records Management			
Digitize Permanent Records	2017	\$ 25,000	\$ 7,461
Digitize Permanent Land Records	2019	113,000	113,000
Repair Permanent Land Records	2019	29,000	29,000
Digitize Permanent Records	2019	123,000	123,000
Regional Records Mgmt Facility Study	2019	26,500	26,500
		<u>\$ 316,500</u>	<u>\$ 298,961</u>

Authorized Capital Projects
Open as of June 1, 2019

	CIP Year	Total Appropriations	Available Appropriations
DPW-Fleet			
Fleet Replacement	2016, 2016a	\$ 318,261	\$ 50
Fleet Replacement	2018	250,000	116
Fleet Replacement		250,000	250,000
		\$ 818,261	\$ 250,166
Elections			
Voting Machine Replacements	2017	\$ 220,000	\$ 220,000
Voting Machine Replacements	2018	220,000	220,000
Purchase Electronic Poll Books	*	330,000	330,000
		\$ 770,000	\$ 770,000
Emergency Services			
Vehicle Locator System	2005	\$ 350,000	\$ 7,520
Uninterruptible Power Supply (UPS) Replacement - 911	2014	120,000	13,001
OES Land Purchase	2015	200,000	34,049
OES Tower Site Land Preparation	2015	200,000	13,743
Public Safety Communications System Upgrade	2016, 2018a	2,250,000	514,460
Emergency Services Response Building	2018	75,000	621
Radio Infrastructure Equipment	2019	2,312,200	2,312,200
Mobile Communications Vehicle	2019	1,100,000	1,100,000
Radio Tower Site Prep	2019	1,930,500	1,930,500
Tower Site Equipment	2019	2,006,300	2,005,675
Radio Tower Land Purchase	2019	176,000	176,000
		\$ 10,720,000	\$ 8,107,769
En-joie Golf Course			
En-Joie SAM Grant Improvement Project	2018	\$ 350,000	\$ 58,349
		\$ 350,000	\$ 58,349

Authorized Capital Projects
Open as of June 1, 2019

	CIP Year	Total Appropriations	Available Appropriations
Information Technology			
Dark Fiber Installation	2016	\$ 1,175,000	\$ 166,813
Computer Equipment Replacement/Update	2016	1,000,000	4,680
Computer Equipment Replacement/Update	2017	1,000,000	316,280
Computer Equipment Replacement/Update	2018	950,000	346,573
Computer Equipment Replacement/Update	2019	850,000	850,000
		\$ 4,975,000	\$ 1,684,346
Highways/Bridges			
County Bridge & Culvert Flag Repairs	2017	\$ 450,000	\$ 45,190
Old Route Bridge (BIN 3349850) Design	2017	283,000	38,507
Juneberry Rd. Bridge (BIN 3349740) Design	2017	290,000	2,640
Colesville Road Bridge- Design (BIN3360040)	2018	182,000	117,664
County Bridge & Culvert Repairs	2018	400,000	104,044
Nanticoke Drive and Twist Run Road Culvert Replacements-Design	2018	569,000	286,931
Old Route 17 Bridge Rehabilitation Design (BIN3349620)	2018	228,000	113,010
Upper Lisle Road Bridge Construction (BIN3349680)	2018	1,083,000	254,130
Bridge Maintenance Block Membrane & Bridges Design	2019	55,000	55,000
Colesville Road Bridge Construction (BIN 3360040)	2019	737,000	737,000
County Bridge & Culvert Repairs	2019	350,000	350,000
Hooper Rd Bridge Rehabilitation Design (BIN 3349750)	2019	266,000	266,000
Juneberry Bridge Replacement/Construction (BIN 3349940)	2019	1,595,000	1,595,000
Nanticoke Dr/Twist Run Rd Culvert Replacement/Construction	2019	1,421,000	1,421,000
North Sanford Bridge Design (BIN 3349630)	2019	250,000	250,000
Old Route 17 Bridge Construction (BIN3349850)	2019	3,660,000	3,660,000
		\$ 11,819,000	\$ 9,296,116

Authorized Capital Projects
Open as of June 1, 2019

	CIP Year	Total Appropriations	Available Appropriations
Highways/Roads			
Airport Rd Four Lane Road Rehab/Construction	2016, 2015a	\$ 8,700,000	\$ 1,896,074
Highway Reconstruction/Rehabilitation	2017, 2017a	3,347,055	22,797
Highway Reconstruction/Rehabilitation	2018	3,070,055	77,345
Farm to Market ADA Sidewalk Upgrades Construction	2018, *	572,900	505,145
Highway Reconstruction/Rehabilitation	2019, *	3,459,985	2,914,070
		<u>\$ 19,149,995</u>	<u>\$ 5,415,431</u>
Parks & Recreation			
Farmers Market Construction	2014, 2015a, 2016a	\$ 1,982,340	\$ 48,302
Otsiningo Pond Loop Trail Project	2015	50,000	6,040
Parks Facilities Repairs & Renovations	2015	25,000	22
Parks Facilities Repair & Renovation	2016	85,000	194
Otsiningo Stage Construction	2017	200,000	156,031
Parks Facility Repairs & Renovation	2017	75,000	21,316
Dorchester Gateway	2018	572,000	482,328
Parks Facilities Repairs & Renovations	2018	100,000	100,000
Parks Surface Rehabilitation	2018	138,000	69,778
Parks Vehicle Replacement	2018	75,000	75,000
Parks Facilities Repairs & Renovations	2019	50,000	50,000
Parks Facility Development	2019	50,000	50,000
Parks Surface Rehabilitation	2019	100,000	100,000
		<u>\$ 3,502,340</u>	<u>\$ 1,159,011</u>

Authorized Capital Projects
Open as of June 1, 2019

	CIP Year	Total Appropriations	Available Appropriations
Public Transportation			
Purchase of 30 Bus Shelters	2017	\$ 315,000	\$ 315,000
Purchase of Three (3) Hybrid Diesel Buses	2018	2,400,000	2,400,000
3/4 Ton F250 Pickup	2019	36,075	36,075
Purchase of Five (5) Clean Diesel Transit Buses	2019, *	2,304,690	2,304,690
2-28 Passenger Buses	2019	257,304	198,118
		<u>\$ 5,313,069</u>	<u>\$ 5,253,883</u>
Public Works			
Resurface Public Safety Facility Parking Lot	2015	\$ 450,000	\$ 131,731
Watershed Site 9A Compliance Upgrade Design/Permit	2017	400,000	215,369
Systematic Roof Repairs at County Facilities	2017	400,000	108,665
County Regulatory/Environmental; Compliance/Maintenance	2018	125,000	87,573
County Building Renovations	2018	200,000	17,626
Roof Repairs of County Facilities	2018	250,000	241,713
Tripartite Facade Repair	2018	100,000	100,000
County Regulatory/Environmental Compliance Maintenance	2019	100,000	100,000
Watershed Site 9A Compliance/Construction	2019	1,200,000	1,199,792
County Office Building Renovations	2019	200,000	200,000
Roof Repairs at County Facilities	2019	100,000	100,000
Tripartite Rehabilitation Phase 1	2019	733,000	733,000
Veterans Facility	2019	2,350,000	2,323,807
Land Purchase - Veterans center	2019	750,000	700,000
Design - Chenango St. Pedestrian Improvements	*	999,680	999,680
		<u>\$ 8,357,680</u>	<u>\$ 7,258,956</u>
Road Machinery			
Highway Equipment Replacement	2017	\$ 960,000	\$ 31,337
Highway Equipment Replacement	2018	890,000	124,176
Highway Equipment Replacement	2019	810,000	810,000
		<u>\$ 2,660,000</u>	<u>\$ 965,513</u>

Authorized Capital Projects
Open as of June 1, 2019

	CIP Year	Total Appropriations	Available Appropriations
Sheriff			
Conversion of Gym to Dormitory	2014	\$ 1,634,000	\$ 22,556
Sheriff Medical Addition	2014	4,142,000	58,103
Road Patrol In-Car IT Upgrades	2015	100,000	8,010
Body Armor Vests	2017	78,000	540
Replace Civil Division System	2017	105,000	4,607
Vehicle Replacement	2017	225,000	324
Jail Radio Replacement	2018	50,000	50,000
In-Car Camera Replacement	2018	100,000	40,328
Vehicle Replacement	2019	200,000	195,567
		\$ 6,634,000	\$ 380,035
Solid Waste			
Design & Construction Review Section IV Cells III & IV	2012	\$ 1,000,000	\$ 39,150
Landfill Groundwater Remediation Feasibility Study	2012	350,000	40,657
Landfill Excavation of Section IV, Cell III	2013	1,500,000	94,564
Construction of Sewer Line	2014, 2015a	10,550,000	639,005
Landfill Gas Collection & Control System I	2014	2,500,000	1,930,853
Excavation of Section IV, Cell IV	2017, 2017a	1,500,000	140,306
Leachate Plant Modification	2017	450,000	450,000
Section V Plan & Permit Modification	2017	300,000	300,000
Colesville Landfill Remediation	2018	50,000	33,305
Section V Phase I Material Relocation Construction	2018	4,850,000	4,850,000
Construction Of Sect IV CELL IV	2019	6,200,000	5,750,953
Engineering/Construction Review/Documents IV/IV	2019	700,000	700,000
Landfill Equipment	2019	500,000	500,000
Storm Water Equipment	2019	50,000	50,000
		\$ 30,500,000	\$ 15,518,793

Authorized Capital Projects
Open as of June 1, 2019

	CIP Year	Total Appropriations	Available Appropriations
Willow Point Nursing Facility			
WPNH Med Room Renovation	2005	\$ 150,000	\$ 114,840
WPNH Software Conversion	2014	60,000	39,387
Asphalt Concrete Resurfacing Project	2016	100,000	53,594
Betterments & Improvements	2016, 2016a	190,000	3,562
Therapy Room	2016	70,000	6,171
Asphalt Concrete Resurfacing Project	2017	90,000	90,000
Betterments & Improvements	2018	495,500	445,840
Exterior Façade & Entrance Repair Project	2018	150,000	141,435
HVAC Upgrades & Improvements	2018	250,000	170,675
Roofing Replacement	2018	400,000	340,329
Betterments & Improvements	2019	200,000	194,044
Curtain Upgrade	2019	35,240	35,240
Door Upgrades	2019	50,000	50,000
Electrical Upgrades	2019	100,000	100,000
		<u>\$ 2,340,740</u>	<u>\$ 1,785,117</u>

"a" signifies a budget amendment.

* Pending legislative approval.

Debt Statement Summary

Summary of Indebtedness, Debt Limit and Net Debt - Contracting Margin, as of 10/01/19

Five-Year Average Full Valuation		\$ 9,672,294,939
Debt Limit - 7% thereof		677,060,646
Bonds	35,345,000	
MBBA Bonds	24,790,000	
Bond Anticipation Notes	76,544,000	
Total Net Indebtedness Subject to Debt Limit		<u>136,679,000</u>
Net Debt-Contracting Margin		<u>\$ 540,381,646</u>

The percent of debt contracting power exhausted is 20.19%

Community College Debt Liability and Payment History
By Year, Issue and Project

	January 1 Begin Liab Prin Bal	Pay Date Principal Payment	Pay Date 1st Int Pay	Pay Date 2nd Int Pay	December 31 End Liab Prin Bal
2019					
2010 Issue (Matures 2021)		04/15	04/15	10/15	
Technology Initiative	\$ 6,157	\$ 2,947	\$ 154	\$ 80	\$ 3,210
Update Master Plan	1,015	486	25	13	529
Wales Building Renovation	19,465	9,318	487	254	10,147
Original Boiler Replacement Phase II	71,090	34,031	1,777	926	37,059
Feasibility Study	4,131	1,978	103	54	2,153
Energy Management Improvements	17,101	8,186	428	223	8,915
Roof Replacement Phase II	84,951	40,666	2,124	1,107	44,285
West Gym Bleachers	21,479	10,282	537	280	11,197
Roadway and Lot Upgrades	10,533	5,042	263	137	5,491
Roof Replacement III	39,791	19,048	995	519	20,743
Science Building	41,107	19,678	1,028	536	21,429
09 Alms Building Demo & Site Restoration	36,900	17,664	923	481	19,236
10 Direct Digital Control	27,537	13,182	688	359	14,355
10 Natural Gas Piping Replacement	34,421	16,477	861	449	17,945
Total 2010 Issue	\$ 415,678	\$ 198,985	\$ 10,393	\$ 5,418	\$ 216,693
2010 Issue (Matures 2025)		04/15	04/15	10/15	
Technology Initiative	\$ 17,429	\$ -	\$ 509	\$ 509	\$ 17,429
Update Master Plan	2,874	-	84	84	2,874
Wales Building Renovation	55,105	-	1,609	1,609	55,105
Original Boiler Replacement Phase II	201,256	-	5,876	5,876	201,256
Feasibility Study	11,693	-	341	341	11,693
Energy Management Improvements	48,411	-	1,413	1,413	48,411
Roof Replacement Phase II	240,493	-	7,021	7,021	240,493
West Gym Bleachers	60,805	-	1,775	1,775	60,805
Roadway and Lot Upgrades	29,818	-	871	871	29,818
Roof Replacement III	112,646	-	3,289	3,289	112,646
Science Building	116,372	-	3,397	3,397	116,372
09 Alms Building Demo & Site Restoration	104,461	-	3,050	3,050	104,461
10 Direct Digital Control	77,956	-	2,276	2,276	77,956
10 Natural Gas Piping Replacement	97,445	-	2,845	2,845	97,445
Total 2010 Issue	\$ 1,176,764	\$ -	\$ 34,356	\$ 34,356	\$ 1,176,764
2011 Refunding Issue (Matures 2019)		02/15	02/15	08/15	
Student Activities/Athletic Facility	\$ 291,903	\$ 291,903	\$ 4,379	\$ -	\$ -
Total 2011 Issue	\$ 291,903	\$ 291,903	\$ 4,379	\$ -	\$ -

Community College Debt Liability and Payment History
By Year, Issue and Project

	January 1 Begin Liab Prin Bal	Pay Date Principal Payment	Pay Date 1st Int Pay	Pay Date 2nd Int Pay	December 31 End Liab Prin Bal
2019 Continued					
2016 Issue (Matures 2035)					
Science Building	\$ 489,290	\$ 24,093	\$ 5,832	\$ 5,591	\$ 465,197
Wales Building Upgrades	134,372	6,617	1,602	1,535	127,755
Roofs Replacement IV	77,042	3,794	918	880	73,248
Total 2016 Issue	<u>\$ 700,704</u>	<u>\$ 34,504</u>	<u>\$ 8,352</u>	<u>\$ 8,006</u>	<u>\$ 666,200</u>
2018 Issue (Matures 2031)					
Science Building	\$ 5,576,970	\$ 290,208	\$ 166,380	\$ 79,301	\$ 5,286,762
Hazardous Materials	44,433	2,312	1,326	632	42,121
Wales Building Upgrades	1,070,077	55,684	31,924	15,216	1,014,393
Electrical Infrastructure	19,642	1,022	586	279	18,620
HVAC Upgrades/Replacement	68,138	3,546	2,033	969	64,592
Water & Sewer Renovations/Upgrades	146,214	7,609	4,362	2,079	138,605
Sidewalks, Roadways, & Other Parking Lots	20,736	1,079	619	295	19,657
HVAC & Roof Critical Replacements	106,833	5,559	3,187	1,519	101,274
Total 2018 Issue	<u>\$ 7,053,043</u>	<u>\$ 367,019</u>	<u>\$ 210,417</u>	<u>\$ 100,290</u>	<u>\$ 6,686,024</u>
Total Serial Bonds	<u><u>\$ 9,638,092</u></u>	<u><u>\$ 892,411</u></u>	<u><u>\$ 267,897</u></u>	<u><u>\$ 148,070</u></u>	<u><u>\$ 8,745,681</u></u>
05/18 Bond Anticipation Note (Matures 05/19)					
Roof Replacement III	\$ 15,424	\$ 2,203	\$ 463	-	\$ 13,221
Hazardous Materials	40,600	13,533	1,218	-	27,067
Electrical Infrastructure	105,000	26,250	3,150	-	78,750
HVAC Upgrades/Replacement	78,000	19,500	2,340	-	58,500
Roofs Replacement IV	7,936	882	238	-	7,054
Water & Sewer Renovations/Upgrades	63,000	2,625	1,890	-	60,375
Sidewalks, Roadways, & Other Parking Lots	150,006	30,001	4,500	-	120,005
HVAC & Roof Critical Replacements	45,200	7,533	1,356	-	37,667
Master Plan Update	37,566	37,566	1,127	-	-
Downtown Campus Phase II	9,453,338	393,889	283,600	-	9,059,449
Critical Core Campus Rehabilitation	900,000	60,000	27,000	-	840,000
Total Bond Anticipation Notes	<u>\$ 10,896,070</u>	<u>\$ 593,982</u> *	<u>\$ 326,882</u>	<u>\$ -</u>	<u>\$ 10,302,088</u>
Total Serial Bonds and Bond Anticipation Notes	<u><u>\$ 20,534,162</u></u>	<u><u>\$ 1,486,393</u></u>	<u><u>\$ 594,779</u></u>	<u><u>\$ 148,070</u></u>	<u><u>\$ 19,047,769</u></u>

* Principal payment is comprised of budgeted principal payments, plus unbudgeted paydowns, plus remaining BAN proceeds reissued as serial bonds.

Community College Debt Liability and Payment History
By Year, Issue and Project

	January 1 Begin Liab Prin Bal	Pay Date Principal Payment	Pay Date 1st Int Pay	Pay Date 2nd Int Pay	December 31 End Liab Prin Bal
2020					
2010 Issue (Matures 2021)		04/15	04/15	10/15	
Technology Initiative	\$ 3,210	\$ -	\$ 80	\$ 80	\$ 3,210
Update Master Plan	529	-	13	13	529
Wales Building Renovation	10,147	-	254	254	10,147
Original Boiler Replacement Phase II	37,059	-	926	926	37,059
Feasibility Study	2,153	-	54	54	2,153
Energy Management Improvements	8,915	-	223	223	8,915
Roof Replacement Phase II	44,285	-	1,107	1,107	44,285
West Gym Bleachers	11,197	-	280	280	11,197
Roadway and Lot Upgrades	5,491	-	137	137	5,491
Roof Replacement III	20,743	-	519	519	20,743
Science Building	21,429	-	536	536	21,429
09 Alms Building Demo & Site Restoration	19,236	-	481	481	19,236
10 Direct Digital Control	14,355	-	359	359	14,355
10 Natural Gas Piping Replacement	17,944	-	449	449	17,944
Total 2010 Issue	\$ 216,693	\$ -	\$ 5,418	\$ 5,418	\$ 216,693
2010 Issue (Matures 2025)		04/15	04/15	10/15	
Technology Initiative	\$ 17,429	\$ 3,131	\$ 509	\$ 426	\$ 14,298
Update Master Plan	2,874	516	84	70	2,358
Wales Building Renovation	55,105	9,897	1,609	1,345	45,208
Original Boiler Replacement Phase II	201,256	36,146	5,876	4,914	165,110
Feasibility Study	11,693	2,100	341	285	9,593
Energy Management Improvements	48,411	8,695	1,413	1,182	39,716
Roof Replacement Phase II	240,493	43,193	7,021	5,872	197,300
West Gym Bleachers	60,805	10,921	1,775	1,485	49,884
Roadway and Lot Upgrades	29,818	5,355	871	728	24,463
Roof Replacement III	112,646	20,232	3,289	2,750	92,414
Science Building	116,372	20,901	3,397	2,841	95,471
09 Alms Building Demo & Site Restoration	104,461	18,762	3,050	2,550	85,699
10 Direct Digital Control	77,956	14,001	2,276	1,903	63,955
10 Natural Gas Piping Replacement	97,445	17,501	2,845	2,379	79,944
Total 2010 Issue	\$ 1,176,764	\$ 211,351	\$ 34,356	\$ 28,730	\$ 965,413

Community College Debt Liability and Payment History
By Year, Issue and Project

	January 1 Begin Liab Prin Bal	Pay Date Principal Payment	Pay Date 1st Int Pay	Pay Date 2nd Int Pay	December 31 End Liab Prin Bal
2020 Continued					
2016 Issue (Matures 2035)		05/01	05/01	11/01	
Science Building	\$ 465,197	\$ 24,572	\$ 5,591	\$ 5,345	\$ 440,625
Wales Building Upgrades	127,755	6,748	1,535	1,468	121,007
Roofs Replacement IV	73,248	3,869	880	842	69,379
Total 2016 Issue	<u>\$ 666,200</u>	<u>\$ 35,189</u>	<u>\$ 8,006</u>	<u>\$ 7,655</u>	<u>\$ 631,011</u>
2018 Issue (Matures 2031)		05/01	05/01	11/01	
Science Building	\$ 5,286,762	\$ 376,441	\$ 79,301	\$ 73,655	\$ 4,910,321
Hazardous Materials	42,121	2,999	632	587	39,122
Wales Building Upgrades	1,014,393	72,230	15,216	14,132	942,163
Electrical Infrastructure	18,620	1,326	279	259	17,294
HVAC Upgrades/Replacement	64,592	4,599	969	900	59,993
Water & Sewer Renovations/Upgrades	138,605	9,869	2,079	1,931	128,736
Sidewalks, Roadways, & Other Parking Lots	19,657	1,400	295	274	18,257
HVAC & Roof Critical Replacements	101,274	7,211	1,519	1,411	94,063
Total 2018 Issue	<u>\$ 6,686,024</u>	<u>\$ 476,075</u>	<u>\$ 100,290</u>	<u>\$ 93,149</u>	<u>\$ 6,209,949</u>
Total Serial Bonds	<u><u>\$ 8,745,681</u></u>	<u><u>\$ 722,615</u></u>	<u><u>\$ 148,070</u></u>	<u><u>\$ 134,952</u></u>	<u><u>\$ 8,023,066</u></u>

Community College Debt Liability and Payment History
By Year, Issue and Project

	January 1 Begin Liab Prin Bal	Pay Date Principal Payment	Pay Date 1st Int Pay	Pay Date 2nd Int Pay	December 31 End Liab Prin Bal
2020 Continued					
05/19 Bond Anticipation Note (Matures 05/20)		05/01	05/01		
Roof Replacement III	\$ 13,221	\$ 2,204	\$ 331	-	\$ 11,017
Hazardous Materials	27,067	13,534	677	-	13,533
Electrical Infrastructure	78,750	26,250	1,969	-	52,500
HVAC Upgrades/Replacement	58,500	19,500	1,463	-	39,000
Roofs Replacement IV	7,054	882	176	-	6,172
Water & Sewer Renovations/Upgrades	60,375	2,625	1,509	-	57,750
Sidewalks, Roadways, & Other Parking Lots	111,005	27,751	2,775	-	83,254
HVAC & Roof Critical Replacements	37,667	7,533	942	-	30,134
Electrical Infrastructure II	55,000	27,500	1,375	-	27,500
Core Building Rehab Phase I	23,635	1,818	591	-	21,817
Downtown Campus Phase II	9,544,000	414,957	286,320	-	9,129,043
Critical Core Campus Rehabilitation	1,046,030	74,716	26,151	-	971,314
CEA Center Phase 1	25,000	5,000	625	-	20,000
Disabilities Access Improvements	25,000	5,000	625	-	20,000
Roads, Parking, and walkway upgrades	70,000	7,000	1,750	-	63,000
Roof & HVAC Critical Replacements Phase 1	317,500	31,750	7,938	-	285,750
Total Bond Anticipation Notes	<u>\$ 11,499,804</u>	<u>\$ 668,020 *</u>	<u>\$ 335,217</u>	<u>\$ -</u>	<u>\$ 10,831,784</u>
Total Serial Bonds and Bond Anticipation Notes	<u>\$ 20,245,485</u>	<u>\$ 1,390,635</u>	<u>\$ 483,287</u>	<u>\$ 134,952</u>	<u>\$ 18,854,850</u>

* Principal payment is comprised of budgeted principal payments, plus unbudgeted paydowns, plus remaining BAN proceeds reissued as serial bonds.

Schedule 2

Community College Debt Liability and Payment Schedule
By Fiscal Year, Issue and Project

BCC Fiscal Year: September 1 - August 31

	September 1 Begin Liab Prin Bal	Pay Date 1st Int Pay	Pay Date Principal Payment	Pay Date 2nd Int Pay	August 31 End Liab Prin Bal
2018-2019					
2010 Issue (Matures 2021)		10/15	04/15	04/15	
Technology Initiative	\$ 6,157	\$ 80	\$ 2,947	\$ 80	\$ 3,210
Update Master Plan	1,015	13	486	13	529
Wales Building Renovation	19,465	254	9,318	254	10,147
Original Boiler Replacement Phase II	71,090	926	34,031	926	37,059
Feasibility Study	4,131	54	1,978	54	2,153
Energy Management Improvements	17,101	223	8,186	223	8,915
Roof Replacement Phase II	84,951	1,107	40,666	1,107	44,285
West Gym Bleachers	21,479	280	10,282	280	11,197
Roadway and Lot Upgrades	10,533	137	5,042	137	5,491
Roof Replacement III	39,791	519	19,048	519	20,743
Science Building	41,107	536	19,678	536	21,429
09 Alms Building Demo & Site Restoration	36,900	481	17,664	481	19,236
10 Direct Digital Control	27,537	359	13,182	359	14,355
10 Natural Gas Piping Replacement	34,421	449	16,477	449	17,944
Total 2010 Issue	\$ 415,678	\$ 5,418	\$ 198,985	\$ 5,418	\$ 216,693
2010 Issue (Matures 2025)		10/15	04/15	04/15	
Technology Initiative	\$ 17,429	\$ 509	\$ -	\$ 509	\$ 17,429
Update Master Plan	2,874	84	-	84	2,874
Wales Building Renovation	55,105	1,609	-	1,609	55,105
Original Boiler Replacement Phase II	201,256	5,876	-	5,876	201,256
Feasibility Study	11,693	341	-	341	11,693
Energy Management Improvements	48,411	1,413	-	1,413	48,411
Roof Replacement Phase II	240,493	7,021	-	7,021	240,493
West Gym Bleachers	60,805	1,775	-	1,775	60,805
Roadway and Lot Upgrades	29,818	871	-	871	29,818
Roof Replacement III	112,646	3,289	-	3,289	112,646
Science Building	116,372	3,397	-	3,397	116,372
09 Alms Building Demo & Site Restoration	104,461	3,050	-	3,050	104,461
10 Direct Digital Control	77,956	2,276	-	2,276	77,956
10 Natural Gas Piping Replacement	97,445	2,845	-	2,845	97,446
Total 2010 Issue	\$ 1,176,764	\$ 34,356	\$ -	\$ 34,356	\$ 1,176,764

Schedule 2

Community College Debt Liability and Payment Schedule
By Fiscal Year, Issue and Project

BCC Fiscal Year: September 1 - August 31

	September 1 Begin Liab Prin Bal	Pay Date 1st Int Pay	Pay Date Principal Payment	Pay Date 2nd Int Pay	August 31 End Liab Prin Bal
2018-2019 Continued		02/15	02/15	08/15	
2011 Refunding Issue (Matures 2019)					
Student Activities/Athletic Facility	\$ 291,903	\$ 4,379	\$ 291,903	\$ -	\$ -
Total 2011 Issue	\$ 291,903	\$ 4,379	\$ 291,903	\$ -	\$ -
2016 Issue (Matures 2035)		11/01	05/01	05/01	
Science Building	\$ 489,290	\$ 5,832	\$ 24,093	\$ 5,832	\$ 465,197
Wales Building Upgrades	134,372	1,602	6,617	1,602	127,755
Roofs Replacement IV	77,042	918	3,794	918	73,248
Total 2016 Issue	\$ 700,704	\$ 8,352	\$ 34,504	\$ 8,352	\$ 666,200
2018 Issue (Matures 2031)		11/01	05/01	05/01	
Science Building	\$ 5,576,970	\$ -	\$ 290,208	\$ 166,380	\$ 5,286,762
Hazardous Materials	44,433	-	2,312	1,326	42,121
Wales Building Upgrades	1,070,077	-	55,684	31,924	1,014,393
Electrical Infrastructure	19,642	-	1,022	586	18,620
HVAC Upgrades/Replacement	68,138	-	3,546	2,033	64,592
Water & Sewer Renovations/Upgrades	146,214	-	7,609	4,362	138,605
Sidewalks, Roadways, & Other Parking Lots	20,736	-	1,079	619	19,657
HVAC & Roof Critical Replacements	106,833	-	5,559	3,187	101,274
Total 2018 Issue	\$ 7,053,043	\$ -	\$ 367,019	\$ 210,417	\$ 6,686,024
Total Serial Bonds	<u>\$ 9,638,092</u>	<u>\$ 52,505</u>	<u>\$ 892,411</u>	<u>\$ 258,544</u>	<u>\$ 8,745,681</u>
05/18 Bond Anticipation Note (Matures 05/19) *			05/03	05/03	
Roof Replacement III	\$ 15,424		\$ 2,203	\$ 463	\$ 13,221
Hazardous Materials	40,600		13,533	1,218	27,067
Electrical Infrastructure	105,000		26,250	3,150	78,750
HVAC Upgrades/Replacement	78,000		19,500	2,340	58,500
Roofs Replacement IV	7,936		882	238	7,054
Water & Sewer Renovations/Upgrades	63,000		2,625	1,890	60,375
Sidewalks, Roadways, & Other Parking Lots	150,006		30,001	4,500	120,005
HVAC & Roof Critical Replacements	45,200		7,533	1,356	37,667
Master Plan Update	37,566		37,566	1,127	-
Downtown Campus Phase II	9,453,338		393,889	283,600	9,059,449
Critical Core Campus Rehabilitation	900,000		60,000	27,000	840,000
Total Bond Anticipation Notes	<u>\$ 10,896,070</u>	<u>\$ -</u>	<u>\$ 593,982</u>	<u>\$ 326,882</u>	<u>\$ 10,302,088</u>
Total Serial Bonds and Bond Anticipation Notes	<u>\$ 20,534,162</u>	<u>\$ 52,505</u>	<u>\$ 1,486,393</u>	<u>\$ 585,426</u>	<u>\$ 19,047,769</u>

*May 2018 BAN amounts represent current short-term borrowing.
There is no estimate made of additional need for borrowing, for these or other projects.

Schedule 2

Community College Debt Liability and Payment Schedule
By Fiscal Year, Issue and Project

BCC Fiscal Year: September 1 - August 31

	September 1 Begin Liab Prin Bal	Pay Date 1st Int Pay	Pay Date Principal Payment	Pay Date 2nd Int Pay	August 31 End Liab Prin Bal
2019-2020					
2010 Issue (Matures 2021)		10/15	04/15	04/15	
Technology Initiative	\$ 3,210	\$ 80	\$ -	\$ 80	\$ 3,210
Update Master Plan	529	13	-	13	529
Wales Building Renovation	10,147	254	-	254	10,147
Original Boiler Replacement Phase II	37,059	926	-	926	37,059
Feasibility Study	2,153	54	-	54	2,153
Energy Management Improvements	8,915	223	-	223	8,915
Roof Replacement Phase II	44,285	1,107	-	1,107	44,285
West Gym Bleachers	11,197	280	-	280	11,197
Roadway and Lot Upgrades	5,491	137	-	137	5,491
Roof Replacement III	20,743	519	-	519	20,743
Science Building	21,429	536	-	536	21,429
09 Alms Building Demo & Site Restoration	19,236	481	-	481	19,236
10 Direct Digital Control	14,355	359	-	359	14,355
10 Natural Gas Piping Replacement	17,944	449	-	449	17,944
Total 2010 Issue	\$ 216,693	\$ 5,418	\$ -	\$ 5,418	\$ 216,693
2010 Issue (Matures 2025)		10/15	04/15	04/15	
Technology Initiative	\$ 17,429	\$ 509	\$ 3,131	\$ 509	\$ 14,298
Update Master Plan	2,874	84	516	84	2,358
Wales Building Renovation	55,105	1,609	9,897	1,609	45,208
Original Boiler Replacement Phase II	201,256	5,876	36,146	5,876	165,110
Feasibility Study	11,693	341	2,100	341	9,593
Energy Management Improvements	48,411	1,413	8,695	1,413	39,716
Roof Replacement Phase II	240,493	7,021	43,193	7,021	197,300
West Gym Bleachers	60,805	1,775	10,921	1,775	49,884
Roadway and Lot Upgrades	29,818	871	5,355	871	24,463
Roof Replacement III	112,646	3,289	20,232	3,289	92,414
Science Building	116,372	3,397	20,901	3,397	95,471
09 Alms Building Demo & Site Restoration	104,461	3,050	18,762	3,050	85,699
10 Direct Digital Control	77,956	2,276	14,001	2,276	63,955
10 Natural Gas Piping Replacement	97,445	2,845	17,501	2,845	79,945
Total 2010 Issue	\$ 1,176,764	\$ 34,356	\$ 211,351	\$ 34,356	\$ 965,413

Schedule 2

Community College Debt Liability and Payment Schedule
By Fiscal Year, Issue and Project

BCC Fiscal Year: September 1 - August 31

	September 1 Begin Liab Prin Bal	Pay Date 1st Int Pay	Pay Date Principal Payment	Pay Date 2nd Int Pay	August 31 End Liab Prin Bal
2019-2020 Continued					
2016 Issue (Matures 2035)					
Science Building	\$ 465,197	\$ 5,591	\$ 24,572	\$ 5,591	\$ 440,625
Wales Building Upgrades	127,755	1,535	6,748	1,535	121,007
Roofs Replacement IV	73,248	880	3,869	880	69,379
Total 2016 Issue	<u>\$ 666,200</u>	<u>\$ 8,006</u>	<u>\$ 35,189</u>	<u>\$ 8,006</u>	<u>\$ 631,011</u>
		11/01	05/01	05/01	
2018 Issue (Matures 2031)					
Science Building	\$ 5,286,762	\$ 79,301	\$ 376,441	\$ 79,301	\$ 4,910,321
Hazardous Materials	42,121	632	2,999	632	39,122
Wales Building Upgrades	1,014,393	15,216	72,230	15,216	942,163
Electrical Infrastructure	18,620	279	1,326	279	17,294
HVAC Upgrades/Replacement	64,592	969	4,599	969	59,993
Water & Sewer Renovations/Upgrades	138,605	2,079	9,869	2,079	128,736
Sidewalks, Roadways, & Other Parking Lots	19,657	295	1,400	295	18,257
HVAC & Roof Critical Replacements	101,274	1,519	7,211	1,519	94,063
Total 2018 Issue	<u>\$ 6,686,024</u>	<u>\$ 100,290</u>	<u>\$ 476,075</u>	<u>\$ 100,290</u>	<u>\$ 6,209,949</u>
Total Serial Bonds	<u>\$ 8,745,681</u>	<u>\$ 148,070</u>	<u>\$ 722,615</u>	<u>\$ 148,070</u>	<u>\$ 8,023,066</u>
05/19 Bond Anticipation Note (Matures 05/20) *			05/01	05/01	
Roof Replacement III	\$ 13,221		\$ 2,204	\$ 331	\$ 11,017
Hazardous Materials	27,067		13,534	677	13,533
Electrical Infrastructure	78,750		26,250	1,969	52,500
HVAC Upgrades/Replacement	58,500		19,500	1,463	39,000
Roofs Replacement IV	7,054		882	176	6,172
Water & Sewer Renovations/Upgrades	60,375		2,625	1,509	57,750
Sidewalks, Roadways, & Other Parking Lots	111,005		27,751	2,775	83,254
HVAC & Roof Critical Replacements	37,667		7,533	942	30,134
Electrical Infrastructure II	55,000		27,500	1,375	27,500
Core Building Rehab Phase I	23,635		1,818	591	21,817
Downtown Campus Phase II	9,544,000		414,957	286,320	9,129,043
Critical Core Campus Rehabilitation	1,046,030		74,716	26,151	971,314
CEA Center Phase 1	25,000		5,000	625	20,000
Disabilities Access Improvements	25,000		5,000	625	20,000
Roads, Parking, and walkway upgrades	70,000		7,000	1,750	63,000
Roof & HVAC Critical Replacements Phase 1	317,500		31,750	7,938	285,750
Total Bond Anticipation Notes	<u>\$ 11,499,804</u>	<u>\$ -</u>	<u>\$ 668,020</u>	<u>\$ 335,217</u>	<u>\$ 10,831,784</u>
Total Serial Bonds and Bond Anticipation Notes	<u>\$ 20,245,485</u>	<u>\$ 148,070</u>	<u>\$ 1,390,635</u>	<u>\$ 483,287</u>	<u>\$ 18,854,850</u>

*May 2019 BAN amounts represent current short-term borrowing.
There is no estimate made of additional need for borrowing, for these or other projects.

Statement of Community College
 Authorized and Unborrowed Debt
 For Community College projects open as of June 1, 2019

Serial Bonds and Bond Anticipation Notes

	Authorizing Resolution	Total Debt Authorized	Debt Unborrowed
Science Building	08-744, 11-543	\$21,942,696	\$ 911,986
Electrical Infrastructure	11-549	500,000	27
Sidewalks, Roadways & Other Parking Lots	12-568	500,000	138,501
HVAC & Roof Critical Replacements	13-570	500,000	3,000
Music Suite Renovations	13-569	500,000	272,589
Electrical Infrastructure II	14-558	350,000	225,000
Simulated Clean Room and Equipment	14-558	2,813,000	987,380
Downtown Campus Phase II	15-403, 17-536	19,800,000	8,392,281
Core Building Rehab Phase I	17-116	7,300,000	877,017
Geothermal Heating & Cooling	16-425, 19-172	905,688	224,153
Critical Core Campus Rehabilitation	17-389	2,800,000	820,375
CEA Center Phase 1	18-406, 19-174	250,000	225,000
Disabilities Access Improvements	18-406	50,000	25,000
Roads, Parking, and walkway upgrades	18-406	140,000	70,000
Roof & HVAC Critical Replacements Phase 1	18-406, 19-174	635,000	317,500
		<u>\$58,986,384</u>	<u>\$13,489,809</u>

* Pending legislative approval.

Community College Authorized Capital Projects
Open as of June 1, 2019

	CIP Year	Total Appropriations	Available Appropriations as of 06/01/18
Energy Management Improvements	2008	207,000	2,190
Science Building	2009	21,942,696	1,035,056
Direct Digital Control	2010	465,000	5,080
Electrical Infrastructure	2012	500,000	9,776
Sidewalk, Roadways & Parks	2013	500,000	234,489
Music Suite Renovations	2013	500,000	442,259
HVAC & Roof Critical Replacements	2014	500,000	6,001
Electrical Infrastructure II	2015	350,000	350,000
Simulated Clean Room and Equipment	2015	2,813,000	989,130
Downtown Campus Phase II	2016	19,800,000	7,437,630
Core Building Rehab Phase I	2016	7,300,000	280,702
Geothermal Heating & Cooling	2017	905,688	40,910
Critical Core Campus Rehabilitation	2018	2,800,000	977,765
CEA Center Phase 1	2019	250,000	250,000
Disabilities Access Improvements	2019	50,000	50,000
Roads, Parking, and walkway upgrades	2019	140,000	140,000
Roof & HVAC Critical Replacements Pha	2019	635,000	635,000
Total		<u>\$ 59,658,384</u>	<u>\$ 12,885,988</u>

Supplementary Information

<u>Department/Division</u>	<u>Page</u>	<u>Department/Division</u>	<u>Page</u>
Personnel Changes	504	County Fees	
Personnel Summary	507	Arena	526
Financial Summaries	510	Forum	527
Historical Tax Levy/Rate	519	Parks	528
Property Tax Levy By Municipality	521	En-Joie Golf	529
Property Tax Exemption Summary	523	Tax Collection	530
		County Clerk	531
		Motor Vehicles	533
		Health Department	534
		Landfill	536
		Office For Aging	537
		Planning	538
		Sheriff	540
		Weights and Measures	541
		Miscellaneous	542
		Greater Binghamton Airport	
		Willow Point Nursing Home	
		Dog Shelter	
		Taxicab	
		Civil Service Exam	
		Legislature	
		Real Property	
		Library	
		911 Emergency Services	
		Public Defender	
		Public Transportation	

Personnel Changes

2020 Recommended Personnel Changes

1	Audit	01020001	6001000	1	Weights & Measures Inspector	16 CSEA	Upgrade from 15 CSEA	Efficiencies	8,206
2	Audit	01020001	6001000	1	Director of Weights & Measures	23 Admin	Upgrade from 21 Admin	Efficiencies	2,726
3	County Clerk	04020001	6001000	2	Motor Vehicle Clerk (40)	8 CSEA	Create	Efficiencies	32,648
4	County Road	29010205	6001000	1	General Highway Supervisor	AFSCME	Upgrade from Assistant General Highway Supervisor	Efficiencies	6,321
5	District Attorney	06000001	6001000	1	Assistant District Attorney II	AT-2	Abolish	Efficiencies	(90,654)
6	District Attorney	06000001	6001000	1	Assistant District Attorney I	AT-1	Create	Efficiencies	71,539
7	District Attorney	06000001	6001000	1	Assistant Chief Investigator	27 Admin	Transfer from Traffic Diversion	Efficiencies	-
8	District Attorney	06000001	6001000	1	Administrative Assistant to the District Attorney	22 Admin	Transfer from Traffic Diversion	Efficiencies	-
9	District Attorney	06000001	6001000	1	Investigator-DA	22 Admin	Transfer from Traffic Diversion	Efficiencies	-
10	District Attorney	06000001	6001000	1	Fiscal Manager	17 BAPA	Transfer from Traffic Diversion	Efficiencies	-
11	District Attorney	06000001	6001000	1	Traffic Diversion Coordinator	13S CSEA	Transfer from Traffic Diversion	Efficiencies	-
12	District Attorney	06000001	6001000	2	Traffic Diversion Assistant	9S CSEA	Transfer from Traffic Diversion	Efficiencies	-
13	District Attorney	06000001	6001001	1	Investigator-DA Part-Time	22 Admin	Transfer from Traffic Diversion	Efficiencies	-
14	DPW Engineering	15030001	6001000	1	Engineering III	28 BAPA	Re-fund	Efficiencies	108,875
15	DPW Engineering	15030001	6001000	1	Engineering II	24 CSEA	Unfund	Efficiencies	(89,795)
16	DSS Law	11020001	6001000	1	Paralegal	15 Admin	Create	Efficiencies	16,061
17	Emergency Services	20010003	6001000	5	Emergency Services Dispatcher I/II	12/14 CSEA	Create	Efficiencies	246,635
18	Emergency Services	20010003	6001000	2	Senior Emergency Services Dispatcher	18 BAPA	Create	Efficiencies	133,408
19	Emergency Services	20010003	6001001	16	Emergency Services Dispatcher I/II Part Time	12/14 CSEA	Transfer from Temporary	Efficiencies	31,865
20	Health	25010004	6001001	1	Account Clerk	7 CSEA	Abolish unfunded position	Efficiencies	-
21	Health	25020004	6001001	1	Medical Director TB	NA	Unfunded in 2020	Efficiencies	-
22	Information Technology	10020001	6001000	1	Computer Programmer Analyst	23 BAPA	Transfer from grant	Efficiencies	-
23	Information Technology	10020001	6001000	1	Graphic Designer	20 CSEA	Reclass from Graphic Technician 20 CSEA	Efficiencies	-
24	Law	11010001	6001000	1	Assistant County Attorney	AT 1	Abolish	Efficiencies	-
25	Legislature	12010001	6001000	1	Second Deputy of County Legislature	17 Admin	Upgraded from 15 Admin	Efficiencies	4,607
26	Parks, Recreation and Youth Services	43030008	6001000	1	Assistant Park Manager	AFSCME	Create	Efficiencies	70,876
27	Personnel	13000001	6001000	2	Senior Personnel Associate	18 Admin	To 40 hours from 37.5 hours	Efficiencies	8,526
28	Personnel	13000001	6001000	5	Personnel Assistant	11 Admin	To 40 hours from 37.5 hours	Efficiencies	13,467
29	Personnel	13000001	6001000	1	Keyboard Specialist	9 Admin	To 40 hours from 37.5 hours	Efficiencies	2,142
30	Planning	37000007	6001000	1	Program Coordinator(Planning)	18 CSEA	Create	Efficiencies	64,500
31	Planning	37000007	6001000	1	GIS Specialist	20 BAPA	To operating from grant	Efficiencies	293
32	Planning	37000007	6001000	1	GIS Technician	15 BAPA	To operating from grant	Efficiencies	234
33	Probation	21010003	6001000	1	Probation Assistant	12 CSEA	Create	Efficiencies	47,841
34	Probation	21010003	6001000	1	Probation Assistant	12 CSEA	Create April 1,2019	Efficiencies	38,351
35	Real Property Tax Services	17000001	6001000	1	Assistant Director of Real Property Tax Services	21 Admin	Upgrade from 20 Admin	Efficiencies	4,088
36	Real Property Tax Services	17000001	6001000	1	County Receiver of Taxes	20 BAPA	Upgrade from 19 BAPA	Efficiencies	4,129
37	Real Property Tax Services	17000001	6001000	1	Real Property Tax Services Specialist	17 CSEA	Upgrade from 16 CSEA	Efficiencies	3,551
38	Real Property Tax Services	17000001	6001000	1	Real Property Tax Services Assistant	15 CSEA	Upgrade from 14 CSEA	Efficiencies	3,171
39	Real Property Tax Services	17000001	6001000	1	Real Property Tax Service Aide	12 CSEA	Upgrade from 10 CSEA	Efficiencies	3,789
40	Security Services	22000203	6001000	2	Security Officer II	12 CSEA	Intermodal	Efficiencies	91,724
41	Security Services	22000203	6001000	1	Senior Security Svcs Investigator	20 CSEA	Upgrade from Security Services Investigator 17 CSEA	Efficiencies	8,572
42	Sheriff	23020403	6001000	1	Undersheriff	1 Admin	Upgrade from G Admin	Efficiencies	9,657
43	Sheriff	23020403	6001001	1	Keyboard Specialist	8 CSEA	Create	Efficiencies	15,821
44	Sheriff	23020303	6001000	3	Deputy Sheriff *	BCSLEOA	Create	Efficiencies	227,232
45	Social Services	35030006	6001000	1	Caseworker /Trainee	16/14 CSEA	Create	Efficiencies	25,966
46	Social Services	35050006	6001000	1	Case Supervisor Grade B	22 CSEA	Transferred from 35030006	Efficiencies	-
47	Social Services	35050006	6001000	1	Senior Caseworker	18 CSEA	Transfer to 35030006	Efficiencies	-
48	Social Services	35050006	6001000	1	Community Services Worker	8 CSEA	Abolish	Efficiencies	(3,714)
49	Social Services	35050006	6001000	1	Caseworker Trainee/Caseworker	16/14 CSEA	Transferred to 35030006	Efficiencies	-
50	Social Services	35060006	6001000	1	Clerk	6 CSEA	Create	Efficiencies	12,984
51	Transit	31010105	6001000	2	Coach Operator	ATU	Create	Efficiencies	116,433
52	Transit	31010105	6001000	1	Clerk	6 CSEA	To operating from grant	Efficiencies	-
53	Transit	31010105	6001000	4	Coach Operator	ATU	To operating from grant	Efficiencies	-
54	Transit	31010105	6001000	1	Transit Mechanic Helper	ATU	To operating from grant	Efficiencies	-
55	Transit	31010105	6001000	1	Mobility Manager	16 CSEA	To operating from grant	Efficiencies	-
56	Veterans Services	36000006	6001000	1	Custodial Worker	AFSCME	Starting July 1,2020	Efficiencies	28,630
57	Willow Point Nursing Home	27010304	6001000	2	Account Clerk	7 CSEA	Unfunded in 2020	Efficiencies	(70,625)
58	Willow Point Nursing Home	27010304	6001000	2	Senior Clerk	8 CSEA	Create	Efficiencies	74,980

2020 Recommended Personnel Changes

59	Willow Point Nursing Home	27060304	6001000	1	Senior LPN	16	CSEA	Create	Efficiencies	67,331
60	Willow Point Nursing Home	27060304	6001000	1	Licensed Practical Nurse	15	CSEA	Unfunded in 2020	Efficiencies	(64,681)
61	Willow Point Nursing Home	27060304	6001000	1	Licensed Practical Nurse Part Time	15	CSEA	Unfunded in 2020	Efficiencies	(32,305)

1,255,405

Personnel Summary

Summary of Authorized Positions by Department
Full-time and Part-time

2018 Actuals		Current Through July 5,2019		2020 Requested		2020 Recommended	
Full-time	Part-time	Full-time	Part-time	Full-time	Part-time	Full-time	Part-time

<u>General Fund</u>								
Legislature	5	15	5	15	5	15	5	15
County Executive	7	0	7	0	7	0	7	0
County Clerk	26	9	26	9	28	9	28	9
District Attorney	34	1	36	1	43	2	43	2
Audit and Control	9	1	9	1	9	1	9	1
Coroners	0	4	0	4	0	4	0	4
Elections	6	4	8	4	8	4	8	4
Office of Management and Budget	14	0	13	0	13	0	13	0
Information Technology	30	2	30	2	31	2	31	2
Law(County Attorney)	21	0	22	0	22	0	22	0
Personnel	10	0	10	1	10	1	10	1
Public Defender	21	0	21	0	21	0	21	0
Public Works(including Security)	91	0	93	0	96	0	95	0
Purchasing	3	0	3	0	3	0	3	0
Real Property Tax Services	11	0	10	0	10	0	10	0
Sheriff	253	3	257	4	260	5	260	5
Emergency Services	51	1	54	1	61	17	61	17
Probation	45	0	50	0	52	0	52	0
STOP DWI	2	0	2	0	2	0	2	0
Health	45	20	45	19	45	18	45	18
Mental Health	3	0	3	0	3	0	3	0
Office for the Aging	5	2	5	2	5	2	5	2
Social Services	283	2	290	1	291	1	291	1
Veterans Services	2	3	2	3	3	2	3	2
Planning and Economic Development	9	0	9	0	12	0	12	0
Parks, Recreation and Youth Services	18	0	19	0	20	0	20	0
General Fund Total	1,004	67	1029	67	1,060	83	1059	83

Summary of Authorized Positions by Department
Full-time and Part-time

2018 Actuals		Current Through July 5,2019		2020 Requested		2020 Recommended	
Full-time	Part-time	Full-time	Part-time	Full-time	Part-time	Full-time	Part-time

Enterprise Fund Type

Aviation	20	2	19	2	19	2	19	2
Public Transportation(Transit)	71	26	71	26	80	26	80	26
Solid Waste Management	23	0	23	0	23	0	23	0
Willow Point Nursing Home	271	98	275	93	278	93	278	93
Enterprise Fund Type Total	<u>385</u>	<u>126</u>	<u>388</u>	<u>121</u>	<u>400</u>	<u>121</u>	<u>400</u>	<u>121</u>

Internal Service Fund Type

Central Food and Nutrition Services	0	0	0	0	0	0	0	0
Fleet Management	3	0	3	0	3	0	3	0
Risk & Insurance	6	0	6	0	6	0	6	0
Internal Services Fund Type Total	<u>9</u>	<u>0</u>	<u>9</u>	<u>0</u>	<u>9</u>	<u>0</u>	<u>9</u>	<u>0</u>

Special Revenue Fund Type

Library	14	10	14	10	15	11	14	10
County Highway	69	0	69	0	69	0	69	0
Floyd L. Maines Veterans' Memorial Arena	5	2	5	2	5	2	5	2
Enjoie Golf Course	4	0	4	0	4	0	4	0
Special Revenue Fund Type Total	<u>92</u>	<u>12</u>	<u>92</u>	<u>12</u>	<u>93</u>	<u>13</u>	<u>92</u>	<u>12</u>

Total Positions - Full-time Part-time by Year	<u>1,490</u>	<u>205</u>	<u>1,518</u>	<u>200</u>	<u>1,562</u>	<u>217</u>	<u>1,560</u>	<u>216</u>
---	--------------	------------	--------------	------------	--------------	------------	--------------	------------

Total Positions by Year	<u>1,695</u>	<u>1,718</u>	<u>1,779</u>	<u>1,776</u>
-------------------------	--------------	--------------	--------------	--------------

Financial Summaries

Broome County Government

Appropriation by Character

Report: BP060

Type: EXPENSE

Budget Yr: 2020

Character	Character Title	2018 Actuals	2019 Budget	2019 Actuals as of 8/30/2019	2020 Budget Requested	2020 Budget Recommended
0000010	Personnel Service	82,111,545	83,695,969	51,655,421	89,536,777	88,707,674
0000020	Equipment and Capital Outlay	268,310	879,495	240,741	856,176	597,176
0000040	Contractual Expenditures	268,408,416	216,691,698	132,890,566	224,804,970	223,192,117
0000041	Chargeback Expenses	16,099,342	15,786,327	7,105,001	16,175,312	16,137,879
0000042	Depreciation	11,096,293	0	6,074	0	0
0000060	Principal on Indebtedness	9,158,179	14,215,040	10,547,461	13,238,478	13,238,478
0000070	Interest on Indebtedness	3,724,320	4,668,158	3,043,765	4,298,753	4,298,753
0000080	Employee Benefits	44,696,635	50,457,110	30,219,568	53,100,653	52,912,165
0000090	Transfers	16,971,058	16,476,252	15,575,282	17,067,542	16,718,678
Grand Totals		452,534,098	402,870,049	251,283,879	419,078,661	415,802,920

Broome County Government

Revenue by Character

Report: BP160

Type: REVENUE

Budget Yr: 2020

Character	Character Title	2018 Actuals	2019 Budget	2019 Actuals as of 8/30/2019	2020 Budget Requested	2020 Budget Recommended
0000001	Tax Items	217,231,756	164,073,512	125,282,023	170,729,133	170,729,133
0000002	Departmental Income	108,362,835	114,909,829	69,858,601	119,093,439	119,041,447
0000003	Use of Money	1,092,347	809,705	668,134	1,084,447	1,084,447
0000004	Licenses and Permits	92,036	119,200	66,224	103,070	103,070
0000005	Fines and Forfeitures	257,781	250,000	119,460	238,000	238,000
0000006	Sale of Prop and Comp for Loss	135,138	119,100	38,557	110,861	110,861
0000007	Misc Interfund Revenues	28,898,856	22,511,813	20,270,227	26,835,909	26,329,351
0000008	State Aid	33,716,439	40,097,495	16,492,505	40,475,374	40,473,903
0000009	Federal Aid	67,377,582	53,194,267	26,094,130	53,986,964	53,972,872
	Grand Totals	457,164,770	396,084,921	258,889,861	412,657,197	412,083,084

Report ID: BCBP064
 Budget Yr: 2020

Broome County Government
 APPROPRIATION SUMMARY BY DEPARTMENT

DEPARTMENT	DEPARTMENT TITLE	2018 ACTUALS	2019 BUDGET	2019 YTD ACTUALS AS OF 08/30/2019	2020 BUDGET REQUESTED	2020 BUDGET RECOMMENDED
01	Audit and Control	3,554,506	3,776,989	1,526,031	3,822,796	3,822,796
02	Central Foods	5,226,103	5,160,270	2,863,717	5,247,421	5,247,421
03	Coroners	488,444	572,125	412,452	572,322	572,322
04	County Clerk	1,996,835	2,299,866	1,331,244	2,447,855	2,447,855
05	County Executive	655,665	697,561	447,919	726,769	726,769
06	District Attorney	5,450,920	4,055,785	2,590,484	5,591,253	5,591,253
07	Elections	1,215,874	1,365,236	640,254	1,950,672	1,755,818
09	Fleet Management	1,089,311	1,290,225	439,004	1,297,786	1,297,786
10	Information Technology	6,622,225	7,177,334	4,550,070	8,253,774	7,360,774
11	Law	2,225,565	2,355,058	1,418,727	2,466,325	2,460,195
12	Legislative	775,672	878,043	553,382	971,906	971,906
13	Personnel	823,397	856,872	501,460	904,678	904,678
14	Public Defender	1,584,533	1,998,738	1,124,822	2,046,319	2,035,319
15	Public Works	7,001,219	7,422,805	4,649,057	7,815,510	7,781,510
16	Purchasing	292,032	304,015	183,933	303,643	303,643
17	Real Property Tax Services	935,426	1,014,086	558,165	987,126	987,126
18	Risk and Insurance	55,177,312	59,694,244	39,508,110	61,732,128	61,732,128
20	Emergency Services	5,132,008	5,474,936	3,190,205	8,761,050	8,761,050
21	Probation	3,707,930	4,305,274	2,397,266	4,483,016	4,473,016
22	Security	3,587,791	3,808,386	2,418,956	3,968,877	3,923,015
23	Sheriff	35,862,884	39,449,283	22,999,042	40,400,823	39,326,592
24	STOP DWI	278,773	262,565	111,977	242,050	242,050
25	Health	15,258,405	14,463,909	7,424,458	15,168,932	15,168,932
26	Mental Health	942,893	1,202,273	594,556	1,160,025	1,151,472
27	Willow Point	32,504,474	32,059,563	17,486,301	32,788,548	32,630,854
28	Aviation	8,137,099	3,710,866	1,675,791	3,845,034	3,782,154
29	Highway	10,850,163	10,758,044	8,275,553	11,014,007	10,940,007
30	Road Machinery	2,548,258	2,639,673	1,921,179	2,783,666	2,723,666
31	Public Transportation	12,274,296	12,334,022	6,541,896	13,023,334	13,023,334
33	Employment & Training	216,132	0	0	0	0
34	Office for Aging	1,736,068	1,751,888	1,384,212	1,895,764	1,895,764
35	Social Services	122,840,371	121,632,434	70,701,202	121,703,862	121,605,379
36	Veterans Services	520,845	569,241	303,913	652,810	652,810
37	Planning and Econ Development	749,574	834,046	567,433	991,282	991,282
38	Solid Waste Management	9,569,721	9,253,424	3,551,121	9,485,013	9,485,013
39	Arena	1,946,423	1,748,590	1,107,386	1,668,660	1,648,660
40	County Library	1,972,278	1,984,282	1,093,632	2,198,049	2,066,065
41	En Joie Golf Course	1,041,020	1,086,958	731,941	1,111,261	1,111,261
42	Forum	147,280	157,485	89,130	165,979	165,979
43	Parks and Recreation	2,556,414	2,579,270	1,605,698	2,902,035	2,902,035
45	Office of Management & Budget	51,804,319	1,127,541	711,813	1,158,746	1,158,746
90	Special Objects	10,265,918	6,224,116	9,090,230	7,161,980	7,117,774
91	Debt Service (General Fund)	5,867,198	8,699,951	8,177,380	8,062,486	8,062,486
92	Interfund Transfers	15,100,524	13,832,777	13,832,777	15,143,089	14,794,225
		452,534,098	402,870,049	251,283,879	419,078,661	415,802,920

Report ID: ECBP164
Budget Yr: 2020

Broome County Government
REVENUE SUMMARY BY DEPARTMENT

DEPARTMENT	DEPARTMENT TITLE	2018	2019	2019	2020	2020
		ACTUALS	BUDGET	YTD ACTUALS AS OF 08/30/2019	BUDGET REQUESTED	BUDGET RECOMMENDED
01	Audit and Control	52,831	55,000	19,039	55,000	55,000
02	Central Foods	5,679,225	5,160,270	2,817,499	5,247,421	5,247,421
04	County Clerk	4,185,519	4,162,922	2,344,720	3,994,191	3,994,191
05	County Executive	2,952,736	1,523,485	0	1,541,264	1,541,264
06	District Attorney	2,326,061	406,808	231,405	1,734,177	1,734,177
07	Elections	535,038	535,000	535,107	535,000	535,000
09	Fleet Management	1,115,068	1,241,534	847,982	1,303,622	1,303,622
10	Information Technology	2,729,698	3,067,548	1,541,142	3,028,175	3,028,175
11	Law	1,235,997	1,495,183	558,818	1,580,248	1,574,118
12	Legislative	800	610	359	510	510
13	Personnel	115,805	95,639	12,610	99,148	99,148
14	Public Defender	22,258	19,100	12,234	17,600	17,600
15	Public Works	1,144,802	1,223,878	349,349	1,201,059	1,201,059
16	Purchasing	3,120	0	478	0	0
17	Real Property Tax Services	1,661,885	1,946,000	828,466	1,995,000	1,995,000
18	Risk and Insurance	55,114,460	55,909,896	37,671,189	58,006,410	58,006,410
20	Emergency Services	886,594	1,041,561	583,356	3,700,421	3,700,421
21	Probation	478,757	861,410	150,544	860,630	860,630
22	Security	2,656,685	2,891,194	1,494,192	3,056,107	3,010,245
23	Sheriff	2,450,657	1,476,935	1,097,377	1,359,207	1,359,207
24	STOP DWI	312,520	262,565	124,124	242,050	242,050
25	Health	8,600,281	7,041,616	4,272,392	7,417,456	7,417,456
26	Mental Health	218,552	278,017	125,122	317,530	308,977
27	Willow Point	31,025,100	32,025,324	18,416,020	32,788,548	32,630,854
28	Aviation	5,314,902	3,707,458	2,775,331	3,845,034	3,782,154
29	Highway	10,766,010	10,749,788	8,217,911	11,014,007	10,940,007
30	Road Machinery	2,714,008	2,637,212	2,633,229	2,783,666	2,723,666
31	Public Transportation	13,030,399	12,269,059	4,845,889	13,023,334	13,023,334
33	Employment & Training	218,235	0	1,840	0	0
34	Office for Aging	1,158,668	1,229,989	840,118	1,255,362	1,255,362
35	Social Services	60,232,366	59,079,767	27,298,220	59,602,754	59,595,744
36	Veterans Services	487,604	569,241	562,047	652,810	652,810
37	Planning and Econ Development	5,324	11,000	8,122	82,000	82,000
38	Solid Waste Management	9,896,679	9,282,988	5,794,823	9,485,059	9,485,059
39	Arena	2,304,419	1,748,590	1,389,308	1,668,660	1,648,660
40	County Library	2,126,982	1,976,580	1,597,551	2,198,049	2,066,065
41	En Joie Golf Course	1,086,398	1,087,542	675,323	1,111,261	1,111,261
42	Forum	119,189	157,485	109,474	165,979	165,979
43	Parks and Recreation	672,049	507,108	16,436	495,650	495,650
45	Office of Management & Budget	218,676,127	165,649,512	126,361,434	172,325,133	172,325,133
90	Special Objects	1,952,912	2,053,000	1,074,242	2,078,000	2,078,000
91	Debt Service (General Fund)	844,036	647,107	610,351	789,665	789,665
92	Interfund Transfers	54,014	0	44,688	0	0
		457,164,770	396,084,921	258,889,861	412,657,197	412,083,084

Broome County Government

Appropriation by Subfund

Report: BP042 Type: EXPENSE

Budget Yr : 2020

Subfund	Subfund Title	2018 Actuals	2019 Budget	2019 Actuals as of 8/30/2019	2020 Requested	2020 Recommended
1010	General Operating	309,981,508	261,149,888	166,088,248	272,883,754	270,114,571
2010	Aviation Operating	8,137,099	3,710,866	1,675,791	3,845,034	3,782,154
2020	SWM Operating	9,569,721	9,253,424	3,551,121	9,485,013	9,485,013
2040	Transit Operating	12,274,296	12,334,022	6,541,896	13,023,334	13,023,334
2050	WPNH Operating	32,504,474	32,059,563	17,486,301	32,788,548	32,630,854
2060	Central Kitchen Operating	5,226,103	5,160,270	2,863,717	5,247,421	5,247,421
2070	Fleet Operating	1,089,311	1,290,225	439,004	1,297,786	1,297,786
2080	Health Insurance Operating	51,190,713	53,484,686	36,825,648	55,584,838	55,584,838
2090	Self Insurance Operating	1,539,803	2,309,052	768,610	2,085,724	2,085,724
2100	Workers Comp Operating	2,296,014	3,900,506	1,913,852	4,061,566	4,061,566
2110	Unemployment Insurance Oper.	150,782	0	0	0	0
3110	Arena Operating	1,946,423	1,748,590	1,107,386	1,668,660	1,648,660
3120	County Road Operating	10,850,163	10,758,044	8,275,553	11,014,007	10,940,007
3130	Employment & Training Operatin	216,132	0	0	0	0
3140	EnJoie Operating	1,041,020	1,086,958	731,941	1,111,261	1,111,261
3150	Library Operating	1,972,278	1,984,282	1,093,632	2,198,049	2,066,065
3160	Road Machinery Operating	2,548,258	2,639,673	1,921,179	2,783,666	2,723,666
Grand Totals		452,534,098	402,870,049	251,283,879	419,078,661	415,802,920

Broome County Government

Revenue by Subfund

Report: BP142 Type: REVENUE

Budget Yr : 2020

Subfund	Subfund Title	2018 Actuals	2019 Budget	2019 Actuals as of 8/30/2019	2020 Requested	2020 Recommended
1010	General Operating	316,772,885	258,288,680	171,205,966	270,182,126	270,114,571
2010	Aviation Operating	5,314,902	3,707,458	2,775,331	3,845,034	3,782,154
2020	SWM Operating	9,896,679	9,282,988	5,794,823	9,485,059	9,485,059
2040	Transit Operating	13,030,399	12,269,059	4,845,889	13,023,334	13,023,334
2050	WPNH Operating	31,025,100	32,025,324	18,416,020	32,788,548	32,630,854
2060	Central Kitchen Operating	5,679,225	5,160,270	2,817,499	5,247,421	5,247,421
2070	Fleet Operating	1,115,068	1,241,534	847,982	1,303,622	1,303,622
2080	Health Insurance Operating	49,203,466	49,700,338	34,086,937	51,859,120	51,859,120
2090	Self Insurance Operating	1,845,493	2,309,052	861,120	2,085,724	2,085,724
2100	Workers Comp Operating	3,913,713	3,900,506	2,723,132	4,061,566	4,061,566
2110	Unemployment Insurance Oper.	151,788	0	0	0	0
3110	Arena Operating	2,304,419	1,748,590	1,389,308	1,668,660	1,648,660
3120	County Road Operating	10,766,010	10,749,788	8,217,911	11,014,007	10,940,007
3130	Employment & Training Operatin	218,235	0	1,840	0	0
3140	EnJoie Operating	1,086,398	1,087,542	675,323	1,111,261	1,111,261
3150	Library Operating	2,126,982	1,976,580	1,597,551	2,198,049	2,066,065
3160	Road Machinery Operating	2,714,008	2,637,212	2,633,229	2,783,666	2,723,666
Grand Totals		457,164,770	396,084,921	258,889,861	412,657,197	412,083,084

Report ID: BCBP070
 Budget Yr: 2020

Broome County Government
 APPROPRIATION SUMMARY BY FUNCTION

FUNCTION	FUNCTION TITLE	2018 ACTUALS	2019 BUDGET	2019 YTD ACTUALS AS OF 08/30/2019	2020 BUDGET REQUESTED	2020 BUDGET RECOMMENDED
00000001	General Government Function	146,748,604	101,965,137	63,924,117	108,195,772	107,056,788
00000002	Education Function	17,369,842	17,679,169	12,494,630	18,376,012	18,376,012
00000003	Public Safety Function	48,574,706	53,310,444	31,123,446	57,865,816	56,735,723
00000004	Health Function	39,431,275	38,290,622	20,801,935	39,058,878	38,892,631
00000005	Transportation Function	33,809,816	29,442,605	18,414,419	30,666,041	30,469,161
00000006	Economic Assistance and Opp	126,494,765	125,209,153	73,146,229	125,552,741	125,454,258
00000007	Home and Community Svcs	10,319,295	10,087,470	4,118,554	10,476,295	10,476,295
00000008	Culture and Community Services	8,029,402	7,947,572	4,927,050	8,480,494	8,284,304
00000099	Unallocated Function	21,756,393	18,937,877	22,333,499	20,406,612	20,057,748
		452,534,098	402,870,049	251,283,879	419,078,661	415,802,920

Report ID: BCBP170
Budget Yr: 2020

Broome County Government
REVENUE SUMMARY BY FUNCTION

FUNCTION	FUNCTION TITLE	2018 ACTUALS	2019 BUDGET	2019 YTD ACTUALS AS OF 08/30/2019	2020 BUDGET REQUESTED	2020 BUDGET RECOMMENDED
00000001	General Government Function	297,512,262	242,450,385	174,113,127	252,621,958	252,615,828
00000002	Education Function	5,469,065	5,197,476	3,080,785	5,533,085	5,533,085
00000003	Public Safety Function	6,785,213	6,533,665	3,449,593	9,218,415	9,172,553
00000004	Health Function	34,374,868	34,147,481	19,732,749	34,990,449	34,824,202
00000005	Transportation Function	31,825,319	29,363,517	18,472,360	30,666,041	30,469,161
00000006	Economic Assistance and Opp	63,313,237	62,058,997	29,260,597	62,715,926	62,708,916
00000007	Home and Community Svcs	9,902,003	9,293,988	5,802,945	9,567,059	9,567,059
00000008	Culture and Community Services	6,309,037	5,477,305	3,788,092	5,639,599	5,487,615
00000099	Unallocated Function	1,673,766	1,562,107	1,189,613	1,704,665	1,704,665
		457,164,770	396,084,921	258,889,861	412,657,197	412,083,084

Historical Tax Levy

Historical Tax Levies and Rates

Year	County Tax Levy	Full Assessed Value	Full Value Tax Rate	County Taxable Assessed Value	Taxable Assessed Tax Rate
2011	67,918,995	10,001,025,665	6.79120	5,485,197,941	12.38223
2012	67,906,109	9,732,723,098	6.97709	5,511,599,459	12.32058
2013	67,906,109	9,374,314,876	7.24385	5,549,707,486	12.23598
2014	69,110,223	9,526,116,510	7.25482	5,641,855,640	12.24956
2015	70,833,114	9,527,423,490	7.43466	5,639,939,495	12.55920
2016	72,164,775	9,762,207,432	7.39226	5,654,743,735	12.76181
2017	72,617,173	9,612,985,607	7.55407	5,684,578,950	12.77442
2018	73,705,567	9,714,729,107	7.58699	5,710,293,144	12.90749
2019	73,262,512	9,795,230,773	7.47941	5,729,813,904	12.78619
2020	72,889,797	10,026,875,619	7.26944	5,741,650,596	12.69492

Property Tax Levy by Municipality

Broome County
2020 Recommended Tax Levy By Municipality

Municipality	2019 Equalization Rate	County Taxable Assessed Adjusted Distributed	2019 Full Assessed Value	Full Assessed Value (as %)	County Property Tax Levy	County Taxable Assessed Value	2020 Property Tax Rate (per \$1000 of assessment)
Binghamton (City)	79	1,211,525,940	1,533,577,139	15.294666%	11,148,251	1,211,499,290	9.202029
Barker	100	141,734,441	141,734,441	1.413545%	1,030,330	141,733,391	7.269496
Binghamton	68.4	218,533,448	319,493,345	3.186370%	2,322,539	218,527,548	10.628127
Chenango	67	489,340,736	730,359,307	7.284017%	5,309,305	489,323,236	10.850302
Colesville	7.55	19,977,710	264,605,430	2.638962%	1,923,534	19,949,410	96.420596
Conklin	63.5	175,869,684	276,960,132	2.762178%	2,013,346	175,866,684	11.448136
Dickinson	71.47	155,990,272	218,259,790	2.176748%	1,586,627	155,986,272	10.171581
Fenton	67	198,075,782	295,635,496	2.948431%	2,149,105	198,069,782	10.850243
Kirkwood	71	268,399,040	378,026,817	3.770136%	2,748,044	268,398,220	10.238683
Lisle	98.3	104,332,199	106,136,520	1.058520%	771,553	104,332,199	7.395160
Maine	61	161,652,543	265,004,169	2.642939%	1,926,433	161,637,843	11.918203
Nanticoke	56.7	41,135,168	72,548,797	0.723543%	527,389	41,135,168	12.820886
Sanford	56.5	164,299,830	290,796,159	2.900167%	2,113,926	164,293,430	12.866771
Triangle	100	135,261,318	135,261,318	1.348988%	983,274	135,259,818	7.269523
Union	4.25	115,982,154	2,728,991,859	27.216772%	19,838,250	115,416,864	171.883458
Vestal	100	1,870,613,116	1,870,613,116	18.655992%	13,598,315	1,870,590,616	7.269530
Windsor	67.6	269,637,325	398,871,783	3.978027%	2,899,576	269,630,825	10.753873
2020 Totals		5,742,360,706	10,026,875,619	100.000000%	72,889,797	5,741,650,596	12.694920

Property Tax Exemption Summary

Broome County Property Tax Exemption Summary
Equalized Total Assessed Value
2019

Exemption		Total Equalized	Payment in	Exemption		Total Equalized	Payment in
Code	Exemption Name	Value of	Lieu of	Code	Exemption Name	Value of	Lieu of
		Exemptions	Taxes			Exemptions	Taxes
12100	NYS-Generally	979,177,658		41101	Vets Ex based on eligible funds	13,032,489	
13100	County-Generally	188,201,066		41121	Alt Vet ex -War period non-combat	41,143,054	
13230	County Outside Limits-Specified Uses	301,519		41122	Alt Vet Ex-War Period Non-Combat	584,636	
13350	City-Generally	66,562,633		41131	Alt Vet Ex-War Period Non-Combat	47,879,307	
13440	City Outside-Limits - Sewer or Water	87,445,600		41132	Alt Vet Ex-War Period Combat	955,351	
13500	Town-Generally	55,034,254		41141	Alt Vet Ex-War Period-Disability	22,764,590	
13510	Town-Cemetary Land	141,790		41142	Alt Vet Ex-War Period-Disability	97,570	
13650	Village-Generally	48,319,272		41151	Cold War Veterans(10%)	856,927	
13740	Village Outside Limits- Sewer or Water	1,160,953		41152	Cold War Veterans(10%)	598,202	
13800	School District	507,406,065		41171	Cold War Veterans(Disabled)	132,225	
13850	BOCES	18,339,583		41172	Cold War Veterans(Disabled)	149,318	
13870	Spec Dist used for Purposes Estab	39,409,184		41300	Paraplegic Vets	1,321,349	
13890	Public Authority - Local	335,759		41400	Clergy	802,289	
14100	USA-Generally	2,417,419		41700	Agricultural Building	1,984,924	
14110	USA-Specified Uses	20,491,583		41720	Agricultural District	30,250,301	
17650	Facilities Development Corp	653,200		41730	Agric Land=Indiv Not in Ag District	2,732,743	
18020	Municipal Industrial Dev Agency	286,942,277	1,218,765	41800	Persons Age 65 or Over	36,852,327	
18060	Urban Ren Owner -Mun Urb Ren Agency	3,272,405		41801	Persons Age 65 or Over	11,300,158	
18080	Mun Hsg Auth-Federal/Mun Aided	22,983,671		41802	Persons Age 65 or Over	60,132,117	
21600	Res of Clergy-Relig Corp Owner	7,544,319		41805	Persons Age 65 or Over	5,598,227	
25110	NonProfit Corp-Relig(Const Prot)	320,610,750		41822	Living Quarters for Parents and Grand	130,149	
25120	NonProfit Corp-Educl(Const Prot)	26,946,086		41930	Disabilities and Limited Incomes	1,352,234	
25130	NonProfit Corp-Char(Const Prot)	103,430,478		41931	Disabilities and Limited Incomes	1,140,706	
25210	NonProfit Corp-Hospital	211,567,970		41932	Disabilities and Limited Incomes	5,371,879	
25220	NonProfit Corp-Cemetary	235		41935	Disabilities and Limited Incomes	386,411	
25230	NonProfit Corp-Moral/Mental Imp	15,467,383		42100	Silos Manure Storage Tanks	36,982	
25300	NonProfit Corp-Specified Uses	148,763,799		42120	Temporary Greenhouses	201,409	
25400	Fraternal Organization	436,148		44210	Home Improvements	465,459	
25600	Non Profit Health Maintenance Org	5,005,183		44211	Home Improvements	57,723	
25900	System Code	132,800		47460	Forest Land Certified After 8/74	8,196,034	
26050	Agricultural Society	12,070,562		47610	Business Investment Property Post 8/5	31,464	
26100	Veterans Organization	6,451,271		47670	Property Improvement on Empire Zone	2,848,294	
26250	Historical Society	219,254		47900	Fair Pollution Control Facility	2,000,000	
26400	Inc Volunteer Fire Co or Dept	20,996,552		49500	Solar or Wind Energy System	29,632	
27200	Railroad Wholly Exempt	654		50000	System Code	92,862,326	
27350	Privately Owned Cemetary Land	25,180,701		50005	System Code	205,310	
28550	Not for Profit Hous-Co-Sr Cits Ctr	2,321,944					
29150	Opera House	1,112,051					
29300	Hosp Corp for Benefit of City	78,810,127					
32252	NYS Owned Reforestation Land	7,730,824					
32301	NYS Land Taxable for School Only	722,535					
41001	Veterans Exemption Incr/Decr in	8,176,846					
					Total Exemptions Exclusive of System Exemptions:	3,633,977,531	
					Total System Exemptions:	93,067,636	
					Total:	3,727,045,167	

Values have been equalized using the uniform percentage of value.

The exempt amounts do not take into consideration, payments in lieu of taxes or other payments for municipal services

Consolidated County Fees

2020 Floyd L. Maines Veterans' Memorial Arena

<u>Facilities Rental Fees</u>	<u>January - May</u>	<u>June - September</u>	<u>October - December</u>	<u>Ticketed Events (concert) 1 Day Event Attendance Rental Fees</u>	
Flat Daily Rate	\$ 3,500	\$ 3,000	\$ 3,500	0 - 3,500	\$ 4,000
Move-in/ Rehearsal	2,000	1,500	2,000	3,501 - 4,000	5,000
Concourse/Floor only	1,700	1,500	1,700	4,001 - 4,500	6,000
Multi-day Rate				4,501 +	7,000
Monday - Thursday					
Day 1	2,500	2,000	2,500		
Day 2	2,000	1,500	2,000		
Day 3 + (add'l per day)	1,500	1,000	1,500		
Friday - Sunday					
Day 1	3,500	2,500	3,500		
Day 2	3,000	2,000	3,000		
Day 3 + (add'l per day)	2,500	1,500	2,500		
<u>Video System Fees</u>				<u>Box Office Fees</u>	
Additional copies	each	\$10		Usage (per seller)	\$ 850
Audio	Hourly	63		Day of show (per seller)	100
Camera Operator	Hourly	63		Ticket Master charges (per ticket)	
Director	Hourly	63		Box Office	0.08
Graphics Coordinator	Hourly	63		Remotes*	0.15
Instant Replay Operator	Hourly	63		Phone*	3.25%
Producer	Hourly	90		Box Office Window (plus expenses)	4%
Record Fee	(2 Copies)	50		Group Sales (gross sales + expenses)	10%
Usage Fee	Flat Fee	425		*subject to inter-bank rate changes	
<u>User Fees</u>				<u>Public Safety Fees</u>	
Basketball Court Rental	Hourly	\$150		Uniformed Police Officers (hourly)	\$35
Exhibitor Elec. Drops	Day per Drop	35		Medical/Ambulance Personnel (hourly)	250
Forklift	Daily	150		Ununiformed Security Officer (hourly)	25
Head Usher	Hourly	16.50		Ununiformed Security Officer Supervisor (hourly)	30
Ice Time Rental	Hourly	200			
Internet	Flat Fee	125			
Legal Fee	Flat Fee	100			
Legal Notice			Press & Sun Rate		
Pipe and Drape	Per linear foot	3			
Pyrotechnics Permit	per show		City Clerk Rate		
Spotlights	each	125			
Street Permit	1st Day	30			
	2+ (Daily)	15			
Tables	each	5		<u>Concessions</u>	
Telephone	per line	50		Food Consultants Inc.	
Ushers	Hourly	14.50		American Food & Vending	
				Local I.A.T.S.E. #54	
				Building setups	
				Show move-in/move-out	
				Show setup	
				Performances	

2020 Broome County Forum

Facilities Rental Fees

Move-in/ Rehearsal	
Up to 5 Hours	\$ 250
5+ Hours (per hour)	75
Multi-day Rate	
Monday - Thursday	
Day 1	1,500
Day 2	1,000
Day 3 + (add'l per day)	700
Friday - Sunday	
Day 1	1,500
Day 2	1,300
Day 3 + (add'l per day)	1,000
Two Shows in one day	700

Non-Profit Facility Rental Fees

Day 1	\$ 1,000
Day 2	500

Concessions

Food Consultants Inc.
American Food & Vending
Local I.A.T.S.E. #54
Building setups
Show move-in/move-out
Show setup
Performances

Box Office Fees

Usage (per seller)	per seller	\$ 300
Day of show (per seller)	per seller	100
Ticket Master charges (per ticket)	per ticket	
Box Office		0.08
Remotes*		0.15
Telephone*		3.25%
Box Office Window (plus expenses)		4%
*subject to inter-bank rate changes		

Public Safety Fees

Uniformed Police Officers (hourly)	hourly	\$35
Non-uniformed Security Officer (hourly)	hourly	25
Non-uniformed Security Officer Supervisor (hourly)	hourly	30

User Fees

Head Usher	Hourly	16.50
Internet	flat fee	125
Forklift	daily	150
Legal Fee	flat fee	100
Legal Notice		Press & Sun Rate
Parking Permit	1st Day	30
	2+ Day	15
Pipe and Drape	per linear foot	3
Pyrotechnic Permit		City Clerk Rate
Spotlights	each per show	125
Tables	each, per event	5
Telephone	per line	50
Ushers	Hourly	14.50

Five or more performances will have the fee for second show of day waived

2020 Parks and Recreation Fees

Greenwood Park

Camping

	<u>Fees</u>
All Campsite Electric	\$25
Reservation Fee (1 time per site/per stay)	5
Seasonal Rate (Memorial Day-Labor Day), Limit 5 sites/season *	1,250

Shelters

	<u>Fees</u>
Weekdays	\$30
Weekends/Holidays	90
Reservation Fee	5

Boat Rentals

	<u>Deposit**</u>	<u>Hourly Rate</u>	<u>Daily Rate</u>
Canoes, Rowboats	\$10	\$5	\$20
Paddleboats, Kayaks	10	8	n/a
Sailboats	10	8	30
Senior Citizen (60+ yrs) and Veteran Discount Rowboats	5	3	10

Cross Country Skiing

	<u>Fees</u>
Rental per hour (skis & snowshoes)	\$5
Trail fee per day (non-renters)	5
Season pass	35

Ground Rentals (Daily)

	<u>Rate</u>
Softball, Baseball or Soccer	\$15
Volleyball	\$10

Otsiningo Stage Rental (Daily)

<u>Otsiningo Stage Rental (Daily)</u>	\$100
---------------------------------------	-------

*Rate defined as residency/reservations for 75 days or more

**Renter pays for all damages to rentals

2020 En-Joie Golf Fees

Membership

Adult Membership	\$1,575
Husband and Wife	2,300
Seniors – over 62	1,425
Seniors: Husband/Wife over 62	2,150
Intermediate (19-24)	1,125
Junior (under 18)	600

Daily Fees

	Adult	Senior	Junior*	Twilight
Monday thru Thursday	\$34	\$31	\$25	\$ -
Monday thru Thursday with cart	49	46	40	
Monday-Friday after 4:00 pm				40
Friday with cart	59	56	45	0
Sat, Sun & Holiday with cart	69	69	49	
Sat, Sun & Holidays after 3:00 pm				48
*Drivers License Required				

Miscellaneous

Cart per person – daily	\$15
Club Storage	50
Handicapped	25
Locker Fee	50
Tee Time may be made seven (7) days in advance.	

Frequent Play Cards 8 (eight) rounds

Weekdays cart NOT included	\$250
Adult or Seniors- Weekends	475
Seniors - Weekdays cart NOT included	230

Riding carts mandatory Friday, Saturday, Sunday and Holidays until 12:00 pm. (noon)

Pre-paid discount Cart Cards will be made available to Members at a reduced rate!

9 hole rates available

2020 Office of Management and Budget
Town and County Unpaid Taxes

Property Taxes-Town and County

Interest	monthly	1%	February 1 and later
Handling Charge	each unpaid tax parcel	\$1	April
Late Charge	amount of unpaid tax	5%	April
Advertising Fee	each tax parcel published as unpaid	\$7	August
Title Search Fee	each tax parcel researched for foreclosure	\$150	November
Redemption Fee	each parcel filed as in the foreclosure action	\$1	November

Property Taxes-Town and County-School Tax Relevy

Relevy Fee	amount of original tax and school district late fee	7%	
------------	---	----	--

Property Taxes-Town and County-Village Tax Relevy

Relevy Fee	amount of original tax and school district late fee	7%	
Handling Charge	each unpaid tax parcel	\$1	

Tax Search Certificates

\$20

Insufficient Funds Fee

\$20

2020 County Clerk Fee Schedule

Business Certificates (Partnership or Individual)

Form	\$ 1
File certificate	25
File amended certificate	25
File discontinuance no fee	
Certify a prepared copy	5.20

Liens

Attachment (notice of) – File and record	\$20
Cancel no fee	
Building and Loan Agreement File original or amendment	25
Discharge no fee	
Common Charge Lien, filing	5
Crime Victim Lien no fee	
State Tax Lien no fee	
Federal Tax Lien	40
Hospital Lien no fee	
Lis Pendens Plus \$.50 per notation	45
Mechanics Lien Filing	15
Discharge no fee	
Affidavit of service	5
Notice of Lending Filing	15

Real Estate

Leases, Easements, Power of Attorney	
Release of lien of estate tax: Record	\$ 45
Plus \$5.00/per printed side of each page	
Plus \$.50 per notation	
Transfer Tax Affidavit (TP584) One original One copy	10
Real Property Transfer Report (RP5217) Residential	125
All others	250
Small Claims assessment review	30
Miscellaneous filing	5

Uniform Commercial Code

UCC-1 Original Financing Statement with Addendum	\$ 40
UCC-3 Amendment – Continue, Assign or Terminate with Addendum	40
UCC-11 Written search request	25
Copies/per document	5

Check Fees

Checks returned by the bank (NSF, stop payment)	\$ 25
---	-------

Searches

Each two year period	\$ 5
Per name/Per category Ex. Deed, mortgage, DBA	

Certification of Document

Other than cover by special law	\$ 5.20
---------------------------------	---------

Fax Documents

Per page	\$ 1
----------	------

Passports

Passport	\$ 35
Photos (service available in Clerk's Office)	10

Copies

Recorded and filed documents (to file no fee) \$.65/page. Minimum of \$1.30 To prepare and certify a copy \$1.25/page. Minimum of \$5.00	
Maps	\$ 5
Certified copies are additional	5.20

2020 County Clerk Fee Schedule

<u>Civil Action</u>		<u>Mortgages</u>		<u>Wage Assignments</u>	
Issuance of index number	\$ 210	Record (including recording page)	\$ 45	Filing	\$ 5
Request for judicial intervention	95	Plus 5.00/per page		Satisfaction no fee	
Note of Issue	30	Plus .50/per notation		Satisfaction or cancel no fee	
Jury demand	65	Assignment (including recording page)	45	Notice of lending, filing	15
Notice of Appeal	65	Plus 5.00/per page		Public welfare lien no fee	
Dissolution of Marriage Certificate	5	Plus .50/per notation		Surety Bond	5
Separation Agreements	5	Plus \$3.50 each additional mortgage			
Motion/cross motion/Order to show caus	45	Consolidation extension, modification			
Stipulation of settlement or		Subordination, corrections, etc.	45		
voluntary discontinuance	35	Plus 5.00/per page - .50 per notation		<u>Certificates</u>	
Certificate of Divorce	5	Affidavits filed with mortgage	5	Issue Certificate of appointment	
		Discharge (Including recording page)	45		
		Plus 5.00/per page - .50/per notation		<u>Survey Maps</u>	
		Plus \$13.50/each additional mortgage		Filing	\$ 10
<u>Judgments/Executions</u>		Release part of mortgaged premises		Requirements: Linen or Mylar original	
Docket and enter, taxing costs	\$ 45	(Including recording page)	45	8 ½ x 11 minimum	
Satisfaction of judgment no fee		Plus 5.00/per page - .50/per notation		34 x 44 maximum	
Transcript of judgment:		Estoppel Certificate (including recording page)	45	Subdivision with five or more lots require health dept seal.	
Filing	10	Plus 5.00/per page - .50/per notation		Copies	\$ 5
Issue a transcript	5			Certified Copy Additional	5.20
Certificate of:					
Disposition, cancellation or assignment				<u>Notary Public</u>	
To issue or file	5			File Certificate of Appointment	\$ 60
Exemplified Judgment	15			File Certificate of official character	\$ 10
				Issue Certificate of Official	
				character	5
				Certificate authenticating notary	3
<u>Other Real Estate Taxes</u>		<u>Other</u>			
Mortgage Tax		Remote Access Fee Per Annum	\$200/month		
1% of the amount of the mortgage		Credit Card Fees + Internet fee	\$ 1.90		
If a bank, credit union, or lending					
agency is involved, they pay 1/4%					
and the borrower pays 3/4%					
Transfer Tax		<u>Oath of Office</u>	No fee		
\$5 per \$1,000		Oath for Commissioner of Deeds	\$ 10		

2020 Department of Motor Vehicles Fees

Registration Fees (2 Years)

<u>Civil Penalty (insurance lapse) Fees*</u>		<u>Passenger Vehicles</u>				<u>Commercial Vehicles</u>			
		Weight (lbs.)	Fee	Weight (lbs.)	Fee	Weight (lbs.)	Fee	Weight (lbs.)	Fee
First 30 days	\$8 per day	0000 - 1650	\$ 26.00	4351 - 4450	\$ 78.50	000 - 500	\$ 7.00	9,001 - 9,500	\$ 137.00
31 - 60 days	\$10/day + \$240	1651 - 1750	27.50	4451 - 4550	81.00	501 - 1,000	14.50	9,501 - 10,000	144.00
61 - 90 days	\$12/day + \$540	1751 - 1850	29.00	4551 - 4650	83.50	1,001 - 1,500	21.50	10,001 - 10,500	151.00
<u>License, Permit, or ID Fees*</u>		1851 - 1950	31.00	4651 - 4750	85.50	1,501 - 2,000	29.00	10,501 - 11,000	158.50
Original Licenses/Permits Fees*	\$ 64.25/120	1951 - 2050	32.50	4751 - 4850	88.00	2,001 - 2,500	36.00	11,001 - 11,500	165.50
License Renewal		2051 - 2150	34.00	4851 - 4950	90.50	2,501 - 3,000	43.00	11,501 - 12,000	173.00
CDL**	164.50	2151 - 2250	35.50	4951 - 5050	93.00	3,001 - 3,500	50.50	12,001 - 12,500	180.00
Class D, DJ **	64.50/80.50	2251 - 2350	37.50	5051 - 5150	95.50	3,501 - 4,000	57.50	12,501 - 13,000	187.00
Class A, B or C**	164.50/180.50	2351 - 2450	39.00	5151 - 5250	98.00	4,001 - 4,500	65.00	13,001 - 13,500	194.50
Class E**	112.50/128.50	2451 - 2550	40.50	5251 - 5350	100.50	4,501 - 5,000	72.00	13,501 - 14,000	201.50
Class EM	120.50	2551 - 2650	42.00	5351 - 5450	102.50	5,001 - 5,500	79.00	14,001 - 14,500	209.00
Class M, MJ, DM or DJMJ*	72.50/88.50	2651 - 2750	43.50	5451 - 5550	105.00	5,501 - 6,000	86.50	14,501 - 15,000	216.00
Non Driver ID		2751 - 2850	45.50	5551 - 5650	107.50	6,001 - 6,500	93.50	15,001 - 15,500	223.00
4 year/8 year	9/13	2851 - 2950	47.00	5651 - 5750	110.00	6,501 - 7,000	101.00	15,501 - 16,000	230.50
10 yr-62 or older or SSI Recip.	6.50	2951 - 3050	48.50	5751 - 5850	112.50	7,001 - 7,500	108.00	16,001 - 16,500	237.50
		3051 - 3150	50.00	5851 - 5950	115.00	7,501 - 8,000	115.00	16,501 - 17,000	245.00
<u>Other</u>		3151 - 3250	52.00	5951 - 6050	117.00	8,001 - 8,500	122.50	17,001 - 17,500	252.00
In-Transit Permit Fees	\$12.50	3251 - 3350	53.50	6051 - 6150	119.50	8,501 - 9,000	129.50	17,501 - 18,000	259.00
Plate (General)	25.00	3351 - 3450	55.00	6151 - 6250	122.00				
Title	50.00	3451 - 3550	56.50	6251 - 6350	124.50				
Plate Surrender (Co. Fee)	1.00	3551 - 3650	59.00	6351 - 6450	127.00				
Registration		3651 - 3750	61.50	6451 - 6550	129.50				
Boats - based on size	22.50/93.75	3751 - 3850	64.00	6551 - 6650	131.50				
ATV***	12.50	3851 - 3950	66.50	6651 - 6750	134.00				
Snowmobile***	100.00	3951 - 4050	69.00	6751 - 6850	136.50				
Trailer	Based on weight	4051 - 4150	71.00	6851 - 6950	139.00				
		4151 - 4250	73.50	6951 or more	140.00				
		4251 - 4350	76.00						

* Based on gross weight (Annual = \$3.60/500 lbs)

Vehicle Use Taxes for Commercial Vehicles
for All Original Registrations and Renewals

Broome - \$20 for two years (\$10/year)

*See www.dmv.ny.gov public website for more details.

**If also Class DM, e.g., add \$8 to renewal fee

***Fees vary based on membership in trail

*Fees based on gross weight (Annual = \$.81/100 lbs)

Broome County Health Department
Environmental Health Services Division
2020 Fee Schedule

Permits	Fee	Plan Review	Fee
<u>Food Service</u>			
High Risk Food	\$ 300	Food Service	\$ 50
High Risk Food (Seasonal)	\$ 150	Pools/Beaches	\$ 250
Medium Risk Food	\$ 200	Spa	\$ 200
Medium Risk Food (Seasonal)	\$ 100	Hotels/Motels/Per Room	\$ 15
Low Risk Food	\$ 100	Traver Trailer Camp/Per Site	\$ 10
Low Risk Food (Seasonal)	\$ 50	Mobile Home Parks/Per Site	\$ 25
Temporary Food	\$ 50	Children's Camps	\$ 400
		Mass Gatherings	\$ 26,000
<u>Pools/Beaches</u>			
Bathers 100	\$ 155	Sewage/Disposal	
Bathers more than 100	\$ 309	New Construction	\$ 50
		Existing Construction	\$ 190
<u>Hotels/Motels</u>			
Base Fee	\$ 203	Commercial Engineering Plan	\$ 75
Room Fee (20 or more)	\$ 15	Re-Design of Septic	\$ 25
<u>Mobile Home Parks (Base Fee)</u>			
Sites: 1 - 20	\$ 215	<u>Land Development/Per Site</u>	
Sites: 21 - 40	\$ 285	Private Water/Private Sewer	\$ 40
Sites: 41 - 75	\$ 835	Private Sewer/Public Water	\$ 30
Sites 76 and above	\$ 1,075	Private Water/Public Sewer	\$ 20
		Proposed Public Water/Sewer	\$ 15
		Existing Public Water/Sewer	\$ 12.50
<u>Private Water (Surcharge)</u>			
Sites: 41-75	\$ 60	<u>Community Water</u>	
Sites 76 and above	\$ 120	New Source	\$ 500
		Distribution	\$ 250
<u>Private Sewage (Surcharge)</u>			
Sites 41-75	\$ 60	<u>Miscellaneous</u>	
Sites 76 and above	\$ 120	Record Search/Per Page	\$ 0.25
		Environmental Record Search	\$ 150
<u>Travel Trailer</u>			
Base Fee	\$ 60		
Per Site	\$ 1		
<u>Children's Camps</u>			
	\$ 100		

Maternal Child Health and Development Division
2020 Fee Schedule

Service	Fee
<u>Medication Administration Training</u>	
Classroom Full Day Training	\$ 100
Independent Study	\$ 70

Clinic Division
2020 Fee Schedule

Service	Fee	Service	Fee
Comprehensive Pre-Employment Physical Examination	\$ 160	<u>Additional Charges</u>	
Comprehensive STD Screen	\$ 160	Urinalysis Dip	\$ 5
TB MD Initial Visit	\$ 110	Vision Screen	\$ 10
STD Screen	\$ 110	Hearing Screen	\$ 30
Pre-Employment Physical Examination	\$ 105	Pulmonary Function Test with Interpretation	\$ 50
TB Repeat MD Visit	\$ 50	Mantoux Test	\$ 10
EKG Evaluation	\$ 50	Mantoux Assessment	\$ 10
HIV Post-Test Counseling - Positive or Reactive	\$ 50	Flu Vaccine	\$ 20
Limited Visit	\$ 75	Fluzone High Dose	\$ 45
TB History or Medication Refills (Nurse/Directly Observed Therapy)	\$ 50	MMR	\$ 75
Home Visit - DOT	\$ 60	Td	\$ 30
Education and Counseling	\$ 35	Tdap	\$ 37
HIV Counseling	\$ 35	Pneumovax	\$ 89.95
HIV Rapid Test	\$ 35	Hepatitis A	\$ 40
Lead Screening	\$ 25	Hepatitis B	\$ 45
Health Assessment (Employee Health)	\$ 25	Hepatitis A&B	\$ 59
STD Screen Partial	\$ 50	HPV	\$ 135
Brief Visit/Followup	\$ 50	Varicella	\$ 125
Wart Treatment Penis	\$ 130	Meningococcal Vaccine	\$ 118
Wart Treatment Vulva	\$ 130	Rabies	\$ 300
Wart Treatment Vagina	\$ 115	Venipuncture	\$ 10
Wart Treatment Anal	\$ 240	<u>Vaccine Administration</u>	
Wart Treatment Other	\$ 110	Single Dose (VFC)	\$ 17
Hepatitis C Antibody Testing	\$ 35	Single Dose (Non VFC)	\$ 25
Minimal visit	\$ 25	Multiple Dose (Non VFC)	\$ 15

Sliding fee scale for all clients, except out-of-county immunization clients, which are full fee.

Rates are based on Medicare Physician Fee Schedule.

Vaccines that are not state supplied are charged at full cost of vaccine and may be subject to change.

Vaccine and administration rates are determined based on actual costs, Medicare and provider rates and may be subject to change.

Laboratory costs are based on contracted services and laboratory costs may change with contract renewals.

2020 Landfill Tip Fee Schedule

<u>Material</u>		Fee	<u>Miscellaneous Charges</u>		Fee
Asbestos (residential)	A	\$ 100	Compost Bin	BIN	\$ 45
Asbestos Bulk (commercial)	AB	60	Freon Unit	F	10
Auto Fluff	AF	15	Municipal Cleanup Individual Tire	MCT1	3.00
Residential Aggregates	AG	45	Blue Recycling Bin	RBIN	14
Ash (Coal)	ASH	17	Car Tire	T1	3.00
Animal Waste	AW	100	Safety Vest	V	5
Burried Aggregates	BAG	45	Yellow Recycling Bin	YB	3.07
Construction & Demo Debris	C	45			
Non-Friable Asbestos	CA	45	Contracted volume based pricing may vary		
Contaminated Debris	CD	45			
Contaminated Soil	CS	27			
Contaminated Soil Bury	CSB	45			
Contaminated Commercial Garbage	CX	45			
Glass Aggregate	GLAG	10			
Municipal Cleanup Construction	MCC	45			
Municipal Cleanup Garbage	MCX	45			
Pallets	P	45			
Grit/Sludge	S	45			
Stabilized Sludge/Grit	SG	40			
Tree Stumps	ST	45			
Tires	T	165			
Commercial Garbage	X	45			
Leaf and Yard Waste	Y	20			

**Broome County Office for Aging
2020 Fees and Suggested Contributions Update**

Item	Current 2019 Fee for Service	Proposed 2020 Fee for Service	2019 Current Suggested Contribution	2020 Proposed Suggested Contribution	Comments
Congregate Meals	n/a	n/a	\$3.50	\$3.50	Meals served at senior centers - last raised 1/01/19
Home Delivered Meals	n/a	n/a	\$3.50	\$3.50	Meals on Wheels - last raised 1/01/19
MLTC Home Delivered Meals	\$6.00 - \$8.00	\$6.00 - \$8.00	n/a	n/a	Meals on Wheels - MLTC clients
MLTC Congregate Meals	\$6.00 - \$6.50	\$6.00 - \$6.50	n/a	n/a	Meals served at senior centers - MLTC
Adult Day Care	n/a	n/a	\$23.00	\$23.00	One day of service - last raised 1/01/19
Adult Day Care - Private Pay	\$27.00	\$27.00	n/a	n/a	One half-day of service
Adult Day Care - Private Pay	\$52.00	\$52.00	n/a	n/a	One day of service
Adult Day Care - MLTC	\$45.00 - \$60.00	\$45.00 - \$60.00	n/a	n/a	One day of service
Transportation	n/a	n/a	\$2.00/one way ride	\$2.00/one way ride	One-way ride - last raised 1/01/19
Transportation - MLTC	\$11.00 - \$15.00	\$11.00 - \$15.00	n/a	n/a	One-way ride - MLTC
EISEP (Suggested Contribution)	n/a	n/a	\$3.25-\$7.00 /hour	\$3.25-\$7.00 /hour	one hour of personal care service
EISEP (Client cost share)	Varies by client's income	Varies by client's income	n/a	n/a	one hour of personal care service
"Senior News" Advertisements	Varies by ad size/#	No changes planned	n/a	n/a	Business advertisements
Sr. News Subscription/Misc	n/a	n/a	\$10 annually	\$10 annually	12 monthly issues of "Senior News"
Respite	n/a	n/a	\$15-\$52/day	\$15-\$52/day	4 hours of caregiver respite service

These fees and suggested contributions are ALL subject to change based on actual allocations that we receive from our grantors.

**2020 Broome County GIS & Mapping
Fee Schedule for Services and Data**

Private Fees

Prints

Size	Existing Map Project	Tax Parcel Sheet Map	Single Historic Photo Tile (or portion)
8.5"x11"	\$0.50	\$0.50	\$0.50
11"x17"	1.00	1.00	1.00
17"x22"	2.00	2.00	2.00
22"x34"	4.00	4.00	4.00
34"x44"	8.00	8.00	8.00
Custom > 44" (per foot)	2.00	2.00	2.00

Existing map projects, photo tiles, and tax parcel sheet maps exist in digital format and require no alteration

<u>Copies</u>	8.5"x11"	11"x17"	Large
Existing paper maps or documents:	\$0.50	\$1.00	\$8.00

New Map Projects

Under One Half (1/2) Hour	\$12.00
Over One Half (1/2) Hour	25.00 per hour

New map projects generally include the following:

Adding GIS layers and/or imagery, labeling of features, selection, categorization of features by attributes or location layout setup(map extent, title, north arrow, scale bar, etc.) exporting to PDF. Fee does not include prints. Alterations to an existing map project is considered a new project.

Data Manipulation

Joining, geocoding, creation from tabular data	\$10.00
Other manipulation not listed above	25.00 per hour

Source data includes existing County or user-supplied data in digital format. Preferred formats include Txt, Excel, or DBF.

User Supplied data must be formatted properly and will not be reformatted by the County. Output data provided in ESRI shapefile and/or tabular format

A list of un-joined non-geocoded records provided for no fee if requested. Fee is for data manipulation and resulting digital data only

Map projects and prints supplied at the rates above. Additional fees apply to joining County GIS data with an fee in this schedule

2020 Broome County GIS & Mapping
 Fee Schedule for Services and Data
 (Continued)

GIS Data, Imagery and Other Data

No fee for GIS data except:

Parcels:

All County parcels with attributes	\$2,500.00
Yearly updates	500.00
All County parcels boundaries only	\$250.00
Yearly updates	50.00

Individual Parcel: \$.03 per parcel record (minimum \$25)	
DEMs or any DEM-derived product	\$100.00

Aerial Photos

(1937, 1944, 1965, 1973, 1981, 1989, 1999)

All Images for a single year: \$ 500.00 (geo-referenced or non-geo-referenced)

Individual Image: \$5 (non-geo-referenced)

Municipal Fees

Prints or copies:

No charge for up to five(5) copies or prints of a particular map or document.
 Over five(5) copies or prints one half (1/2) the fee will be charged.

Tax map prints

One quarter (1/4) the fee charged.
 PDF files provided at no cost.
 Map updates provided to local assessors at no cost per State law.

New map projects

No charge for projects taking up to two (2) hours to complete.
 Projects requiring more than two (2) hours will be determined on a case by case basis.

GIS Data and Imagery only: no charge

Educational (Student) Fees

No charge for GIS data. One half (1/2) charge for all else.

Digital products or files created constitute a public record. Data used in their creation (including user-supplied data) are also subject to FOIL
 Prior notification or consent of the original requestor is not required. The County is not obligated to create records and may not honor all requests.(FOIL)

2020 Broome County Sheriff's Office Fees

Records Money:

Accident reports (per page)	\$ 0.25
-----------------------------	---------

False Alarm Fees:

5th Avoidable Alarm	25.00
6th and greater, per occurrence	50.00
Sheriff ID Fee	10.00
Pistol Permit (County share per Penal Law)	48.50

Inmate Housing:

State-Ready Inmates (daily, per Corrections Law Article 22, Section 601-C)	100.00
Other Local Governments Inmate Housing:	
General Population per day	85.00
Medical Unit per day	300.00
Special Housing Unit per day	150.00
Federal Inmate Daily Housing Rate	97.00

Sheriff Fees (not including mileage, if applicable)

Income Execution:	
First Stage	\$ 50.00
Second Stage	50.00
Second Stage only	50.00
Property Execution:	
Levy	* 90.00
Sale Deposit	350.00
Real Property Deposit	550.00
Postings of notice of sale	* 15.00
Summons with Complaint, Notice and Petition	* 15.00
Information Subpoena	* 45.00
Subpeona (Duces Tecum)	* 15.00
Citation	* 15.00
3 or 30 day notice to tenant	* 22.00
Show Cause Order	* 45.00
Notice of Motion	* 45.00
Writ of Habeas Corpus(Contempt Order)	* 65.00
Other Mandate orders	* 45.00
Order of Seizure	* 90.00
Additional Defendant Served	40.00
With Summons and Complaint	15.00
Each Additional Service	15.00
Order of Attachment	* 85.00
Additional Levy	40.00
With Summons and Complaint	15.00
Each Additional Service	15.00
Notice of Appeal	* 30.00
Notice of Petition/Petition to Recover	* 47.00
Additional Tenant	15.00
Warrant of Eviction	* 112.00
Additional Tenant	30.00
*Additional Fee for serving incarcerated individual	5.00

Mileage Chart

Airport	\$ 17.00	Lisle	\$ 28.00
Binghamton City	6.00	Maine	20.00
Castle Creek	14.00	Marathon	35.00
Center Village	26.00	McClure	30.50
Chenango Bridge	8.50	Murphy Road	12.00
Chenango Forks	16.00	Nanticoke	26.00
City of Binghamton	6.00	Nineveh	28.00
Colesville Road	16.50	North Sanford	33.00
Conklin	12.00	Port Crane	13.00
Conklin Forks	14.00	Port Dickinson	6.00
Corbettsville	16.50	Pierce Creek Road	12.00
Damascus	29.00	Richford	30.50
Deposit	34.00	Ross Corners	14.00
East Maine	20.00	Sanitaria Springs	16.00
Endicott	12.00	Tracey Creek Road	16.50
Endwell	9.50	Triangle	29.00
Glen Aubrey	23.50	Tunnel Road	23.50
Glendale	14.00	Union Center	15.50
Harpursville	24.50	Vestal Center	19.50
Hawleyton	12.00	Vestal	14.00
Johnson City	7.00	West Corners	13.00
Kattelville Road	13.00	Whitney Point	26.00
Killawog	30.50	Windsor	26.00
Kirkwood	13.00		

2020 Audit & Control - Weights & Measures

<u>Scales</u>	Fee	<u>Linear field measures</u>	Fee
Up to and including 15 kg (33 lb) capacity:		1 m (39 in) or less	\$ 4
for each of the first five scales per establishment	\$ 20	1+ m (39 in) - 16 m (52 ft)	8
for each scale per establishment after the first five	10	16+ m (52 ft) - 31 m (102 ft)	12
15 kg (33 lb) - 300 kg (661 lb) capacity	40	31+ m (102 ft)	20
301 kg (661 lb) - 1,500 kg (3,307 lb) capacity	100	Fabric measuring devices	20
1,501 kg (3,307 lb) - 7,000 kg (15,432 lb) capacity	140	Wire and cordage measuring devices	40
7,001 kg (15,432 lb) - 23,000 kg (50,706 lb) capacity	160		
23,001 kg (50,706 lb) capacity	200	<u>Taxi meters</u>	
Tank, batch and crane scales	200	Any taxi meter used to calculate the value of a measured ride	\$ 40
 <u>Vehicles</u>		 <u>Stationary petroleum metering systems</u>	
Metering systems 300 L/min (79 gpm) or less	\$ 100	400 L/min (106 gpm) or less	\$ 100
<i>"Re-seal" - adopted by the Broome County Legislature 11/20/1</i>	25	400+ L/min (106 gpm) - 2,000 L/min (528 gpm)	120
Metering systems over 300 L/min (79 gpm)	120	2,000+ L/min (528 gpm) - 4,000 L/min (1,057 gpm)	140
Compartment capacity calibration:		4,000 L/min (1,057 gpm) or more	160
3,000 L (793 gal) or less	\$ 40	 <u>Liquid measures and devices</u>	
3,000+ L (793 gal) - 6,000 L (1,585 gal)	80	Liquid measures 20 L (5 gal) or less	\$ 8
6,000+ L (1,585 gal) -12,000 L (3,170 gal)	120	Liquid pump (hand-operated) 20 L (5 gal) or less	20
12,000 L (3,170 gal) or more	240		
 <u>Bulk milk tanks capacity</u>		 <u>Weights - field standard (Class F)</u>	
3,000 L (793 gal) or less	\$ 40	3 kg (7 lb) or less	\$ 8
3,000+ L (793 gal) - 6,000 L (1,585 gal)	80	3 + kg (7 lb) - 30 kg (66 lb)	16
6,000+ L (1,585 gal) -12,000 L (3,170 gal)	120	30 + kg (66 lb) - 300 kg (661 lb)	32
12,000 L (3,170 gal) or more	240	300 + kg (661 lb) - 1,200 kg (2,646 lb)	60
 <u>Timing devices</u>		 <u>Petroleum dispensing and measuring devices</u>	
All commercially used devices where time is a basis for charge	\$ 4	Single dispensing pump	\$ 20
Devices owned or operated by governmental agencies are exempt		Dual dispensing pump	40
		Blend dispensing pump	40
		Grease and oil pump	8

2020 Broome County Fee Schedule

Greater Binghamton Airport

Short Term Parking Rates

First Fifteen Minutes		Free
16-60 Minutes		\$ 1
Second - Fifth Hour	Hourly	2.25
Maximum Daily	Daily	11.00
Maximum Weekly	Weekly	77.00

Long Term Rates

First and Second Hour	Hourly	\$ 1
After Three Hours	Hourly	2.00
Maximum Daily	Daily	8.00
Maximum Weekly	Weekly	56.00

Willow Point Nursing Home

Semi-private Room Daily Rate		\$340.00
Plus: New York State Assessment (6%)		20.40
Total		\$360.40
Private Room Daily Rate		\$350.00
Plus: New York State Assessment (6%)		21.00
Total		\$371.00

Cable Television	Monthly	\$6.00
Phone Service per room	Monthly	6.25

Guest Meals		\$7.00
-------------	--	--------

Hair Care Price List:

Haircut - Man's	\$	8.50
Haircut - Woman's		10.25
Shampoo, Cut and Set		18.25
Shampoo and Set		10.50
Permanent		28.00
Conditioner		2.00
Tint or Six Week Color		22.00
Shampoo		3.50
Color Rinse		1.50

Front Street Dog Shelter

Adoption Fee

\$225

Redemption Fees:

0-24 hours		
Each Additional Day (begins next business day)		

Impoundment		
First	Second	Third
\$50	\$60	\$70
10	10	10

Accepting Unwanted Dogs Pet Sign overs

50

Bath Fee

30

Dog adopted from shelter less than 30 days

No fee

Owner Requested Euthanasia

90

Prearranged or Emergency Boarding

\$25/day per dog

Vaccination Fee (certificate provided)

30

Security

Taxicab Fees

Business License (annual)

\$250

Driver's License

New Applicant

85

Re-issuing

150

Renewal

60

Replace

25

Vehicle License(annual)

Hybrid

\$100

Non-hybrid

200

Replace

25

Transfer

25

Vehicle Inspection

Inspection

\$25

Replacement

25

Re-inspect

25

Events Parking Fee

\$4

Pre Employment Screening

55

Pre Employment Screening - DSS Child Support

75

Non-Employee Identification renewal

15

Non-Employee Identification replacement

15

Employee Photo Identification Replacement

10

Employee Parking Identification Replacement

10

2020 Broome County Fee Schedule

Civil Service Exams

Open-competitive	\$20
Promotional	10
Uniformed Open-Competitive	30
Uniformed Promotional	20

*Unemployed DSS recipients who are primarily responsible for their household may receive waivers

Legislature

Freedom of Information Requests	
Per page	\$0.25
Photograph (Polaroid) or CD	2.00
Digital Photograph (Standard Paper)	0.28
Digital Photograph (Photographic paper)	0.50
Budget Book (hard copy)	20.00
Budget Book (CD)	2.00
Capital Improvement Program	3.50

Real Property Tax Services

Small Maps	\$3
Large Maps	5
Planametric Map:	
Small Maps	3
Large Maps	5
Full County Maps-Disk	500
Title Search Fee	150
Full Sheet Aerial Maps	20
Tax Receipt (pick up)	1
Tax Receipt (mail or fax)	2
Copies	0.25

Broome County Library

Overdues (per day/item)	
Adult materials	\$0.10
Print or CDs	0.10
Books on tape	0.10
InterLibrary loan	0.50
VC/DVD	1.00
Children's materials	0.10
Print or CDs	0.10
VC/DVD	1.00
Maximum fines	
Hardcover books and Audio/Visual	\$ 10
VC/DVD	20
Paperbacks and periodicals	5
Youth Services hardcover books	5
InterLibrary loan	No Limit
Repair for recirculation	Varies
Processing fees	10
Lost card	3.00
Returned check fee	20
Photocopies	.25/copy
Microfilm Prints	.25/copy
Computer paper	.15/sheet
Room Rental (May include additional charges)	
Broome County Government	Free
City of Binghamton	Free
All other agencies or groups	\$30/hour

911 Emergency Services (Enhanced Rates Pending)

Wireline phones (per month)	\$1.65
Wireless phones (per month)	1.40

Public Defender (Court Ordered Hourly Revenue)

Misdemeanors	\$60
Felonies	75
Parole Matters	75

Real Property Tax Bill Processing Charges

Maintenance	\$0.85
Paper	0.06
Folding	0.05
Stuffing or Sealing	0.07
Printing	0.09
Additional Insert	0.07

Public Transportation (Bus Fees)

Regular	\$2
Transfers	Free
Seniors, Disabled, Veterans (Daily)	1
One Day Unlimited Ride Pass	5
One Week Unlimited Ride Pass	25
31-day Unlimited Ride Pass	70
31-day Student Pass	44
31-day Seniors, Disabled, Veterans Pass	44
BC Country	3.50
BC Country Seniors and Disabled	2.50
BC Lift	3

This page is intentionally left blank
