



---

# BROOME COUNTY, NEW YORK

---

December 31, 2022



# Products of Our Audit

---

- Financial statements
- Single audit
- Auditor communications letter
- Management letter
- Willow Point Nursing Home financial statements
- Other reports and certifications





---

# FINANCIAL STATEMENT UPDATE

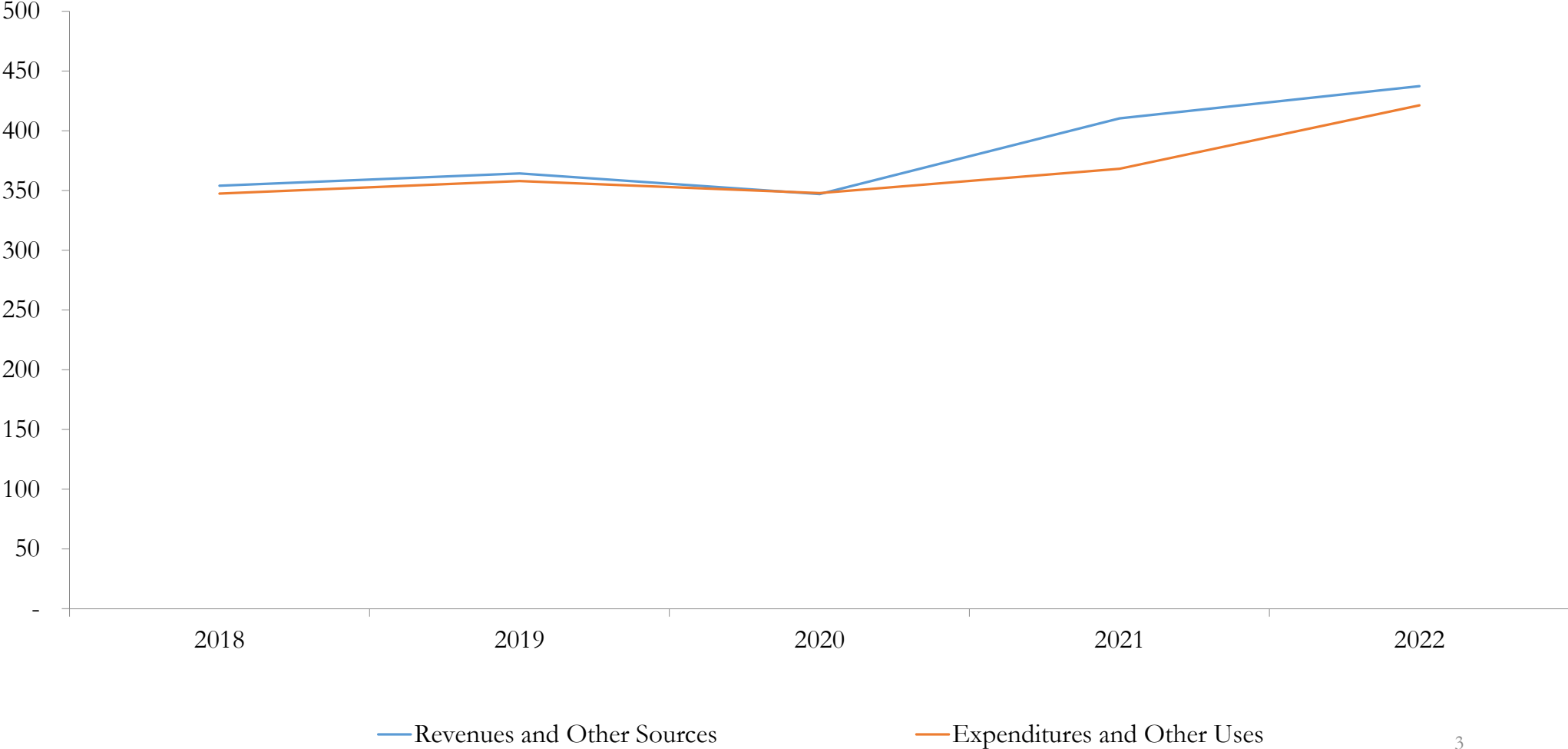
---

December 31, 2022

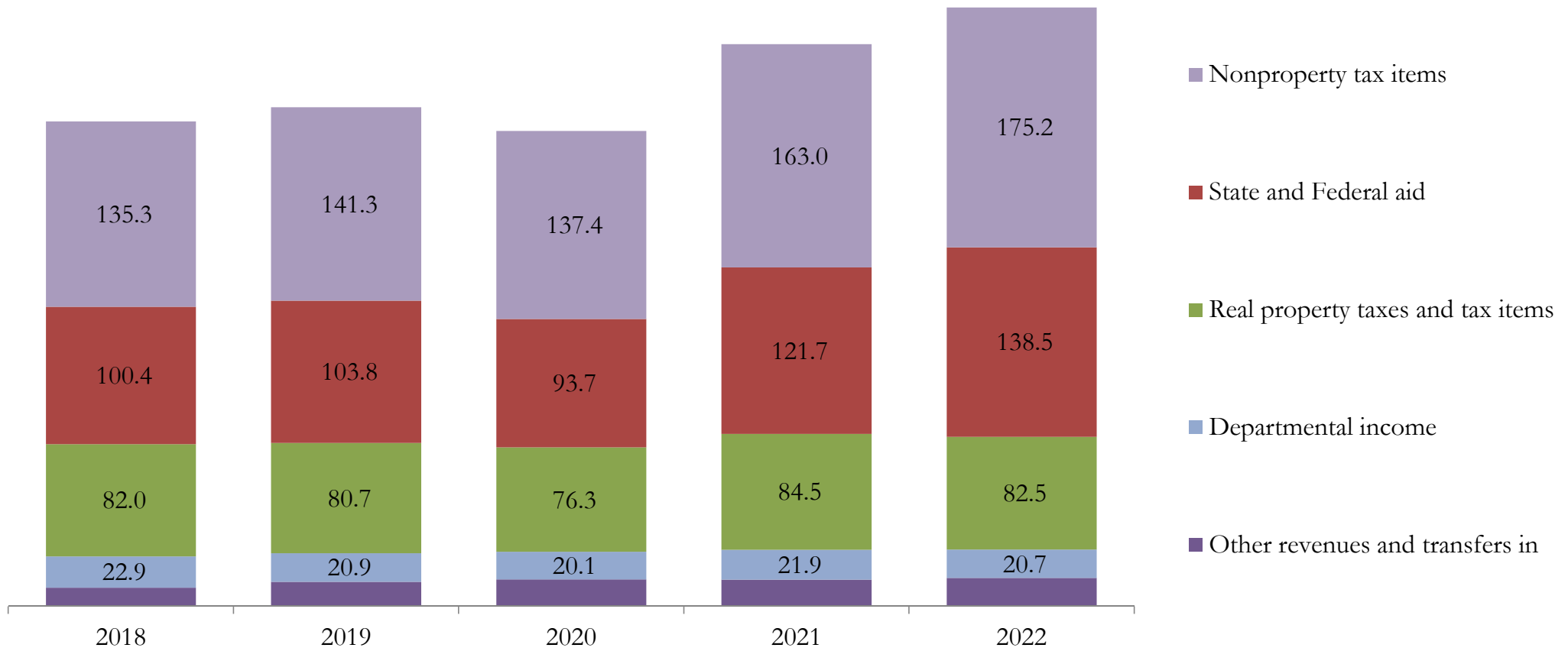
Comparative data source: New York State Office of the State Comptroller



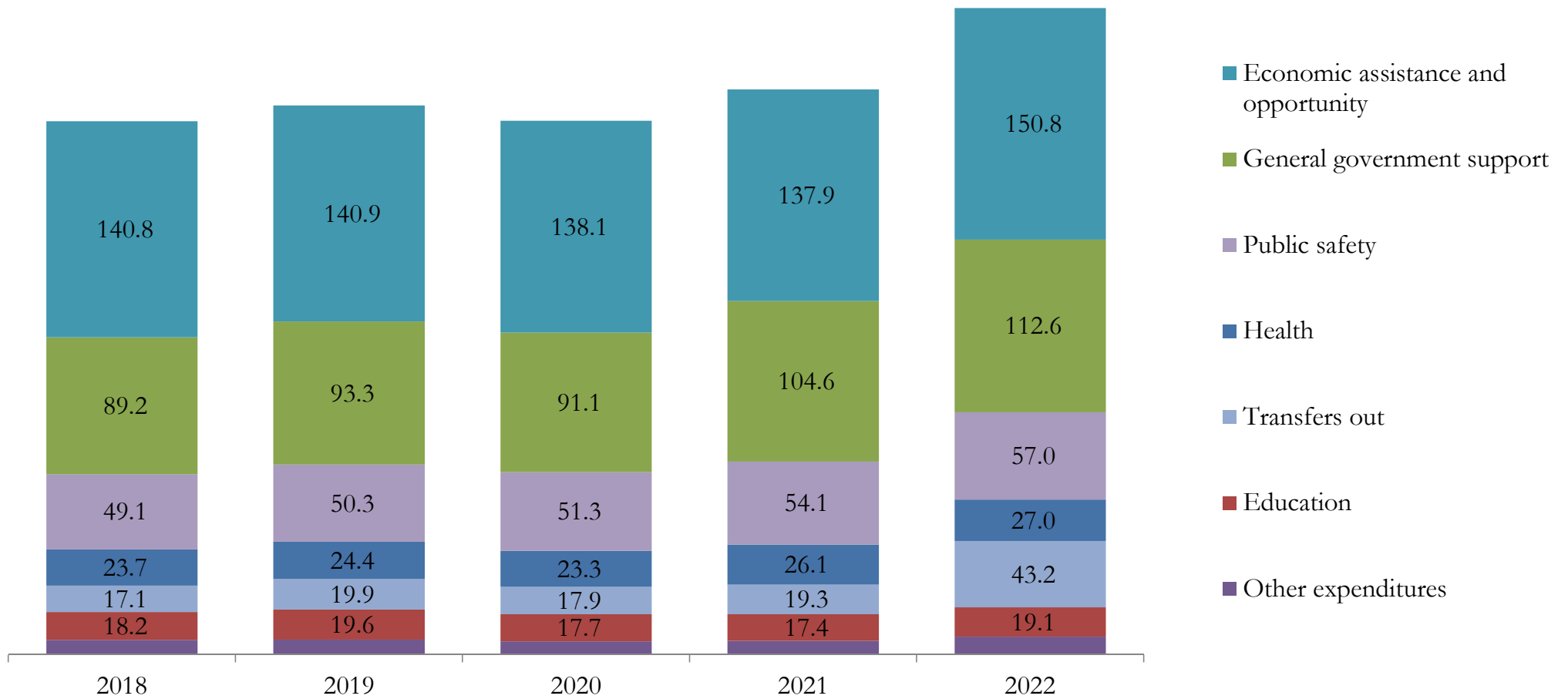
Broome County  
General Fund – Revenues and Other Sources vs. Expenditures and Other Uses  
(\$ Millions)



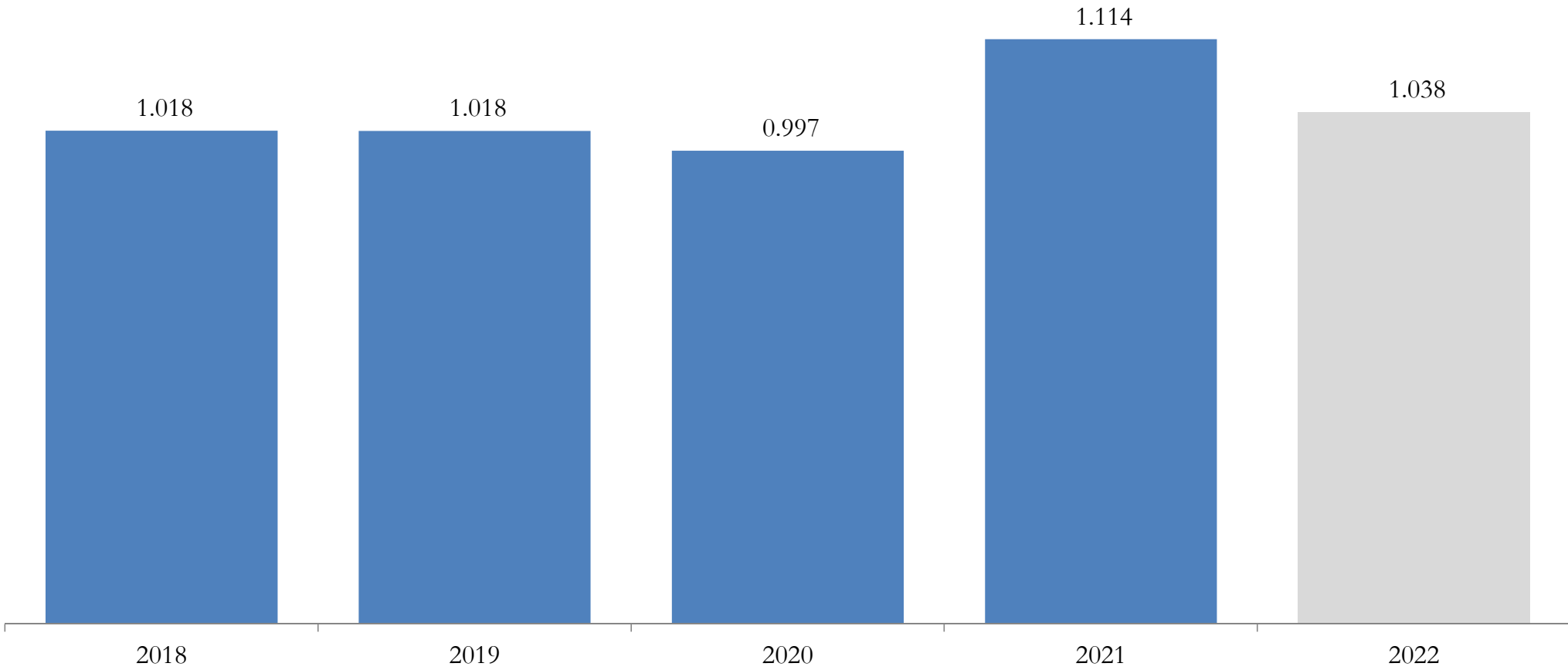
Broome County  
General Fund – Revenues and Other Sources (\$ Millions)



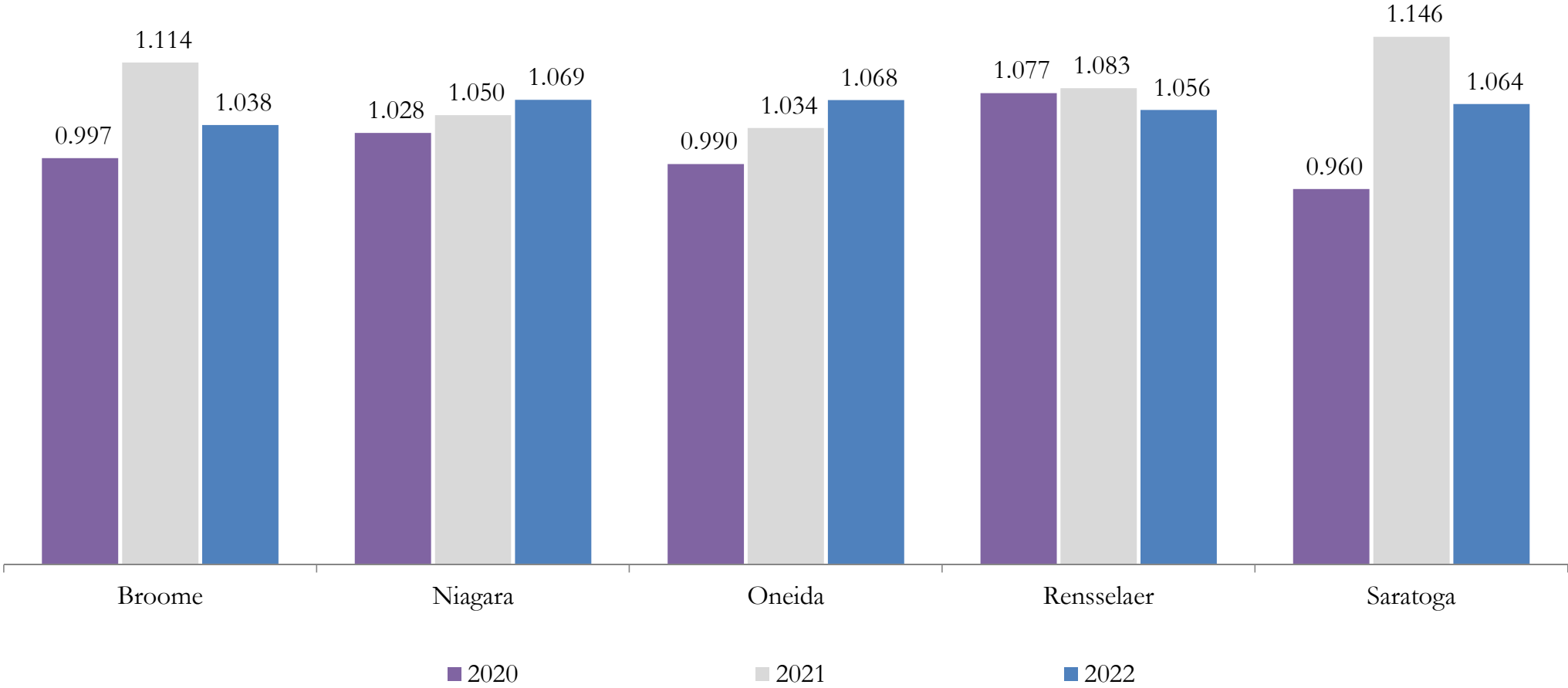
Broome County  
General Fund – Expenditures and Other Uses (\$ Millions)



Broome County—General Fund  
Revenues and Transfers In vs. Expenditures and Transfers Out Ratio

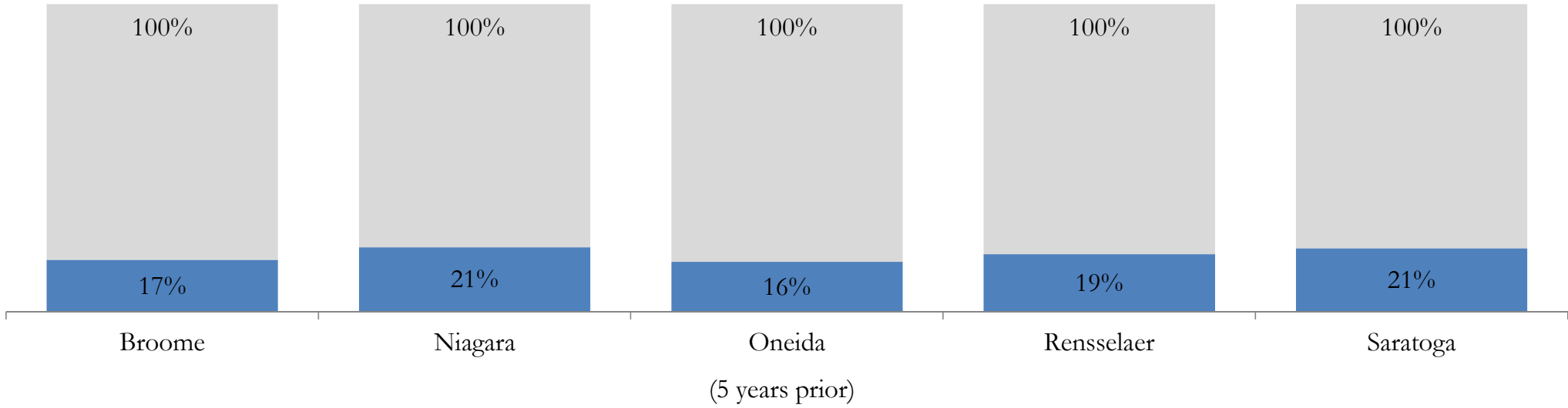


General Fund—Revenues and Transfers In vs. Expenditures and Transfers Out Ratio

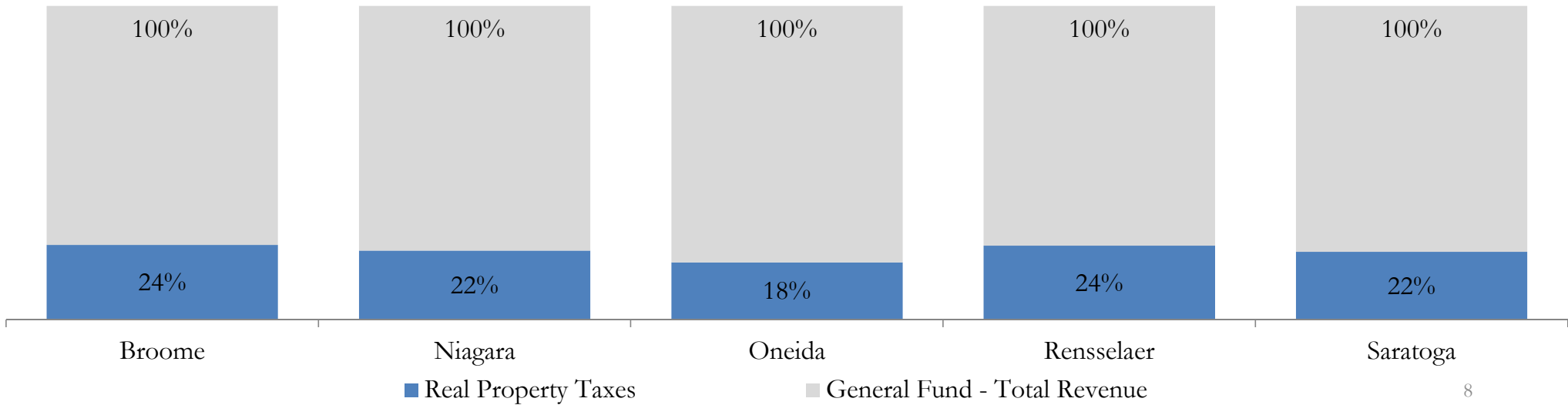




Real Property Tax in Proportion to General Fund - Total Revenue (2022)



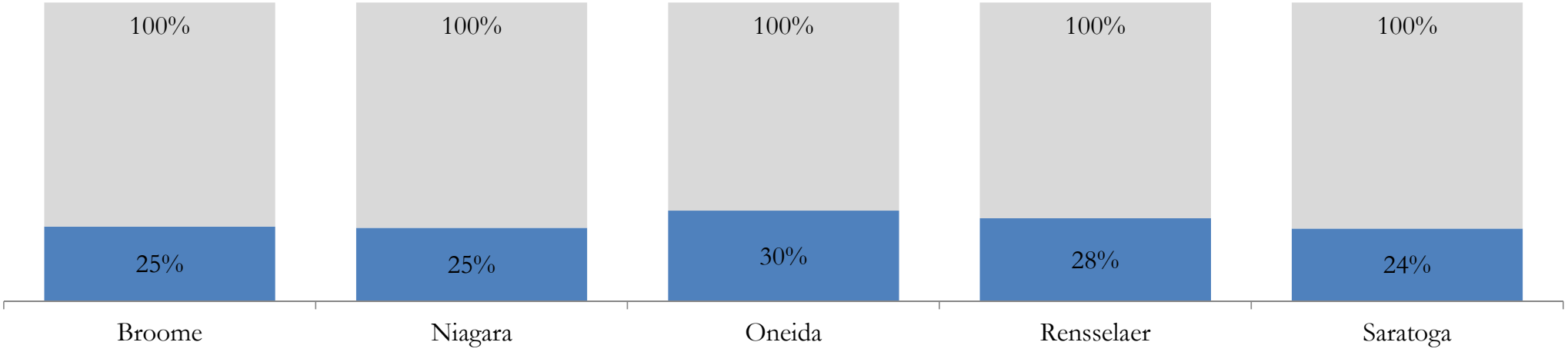
(5 years prior)



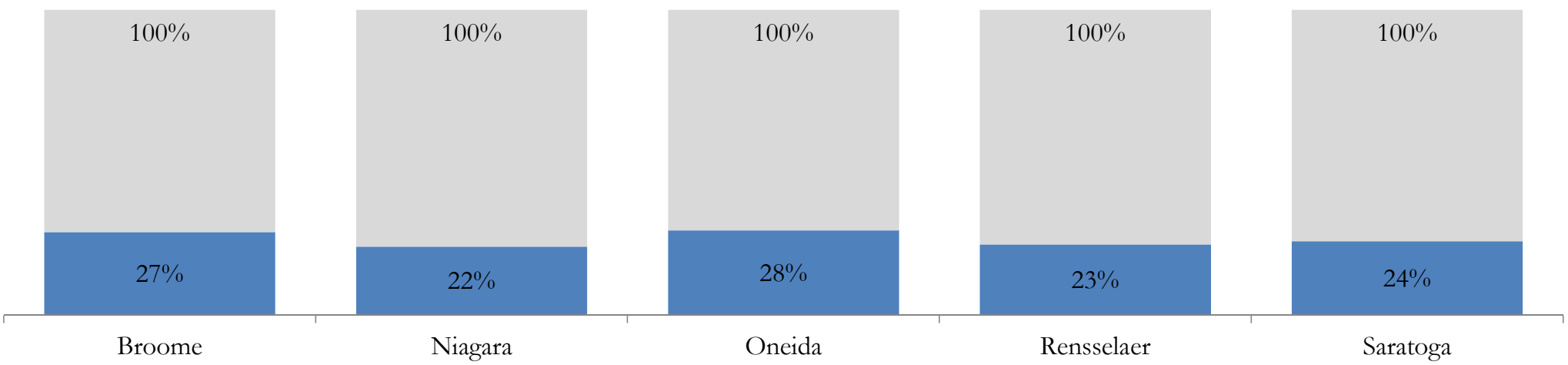
■ Real Property Taxes

■ General Fund - Total Revenue

Net Sales Tax in Proportion to General Fund - Total Revenue (2022)

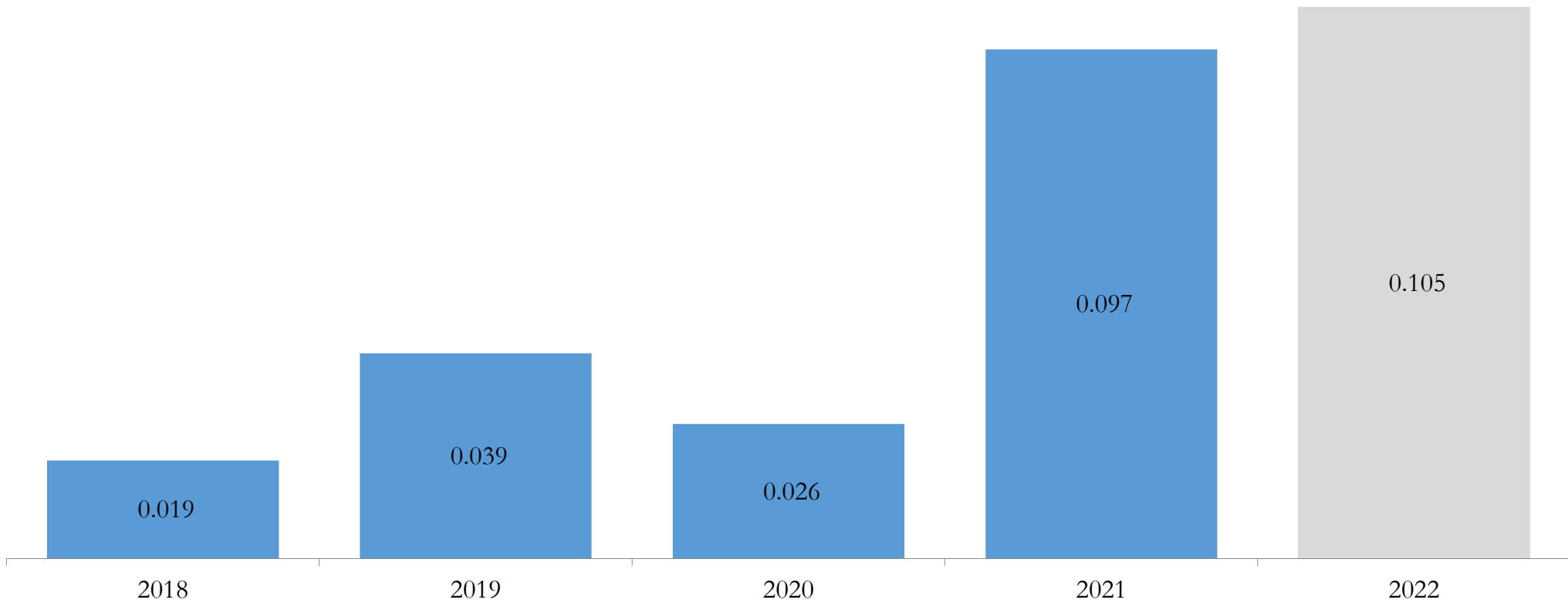


(5 years prior)

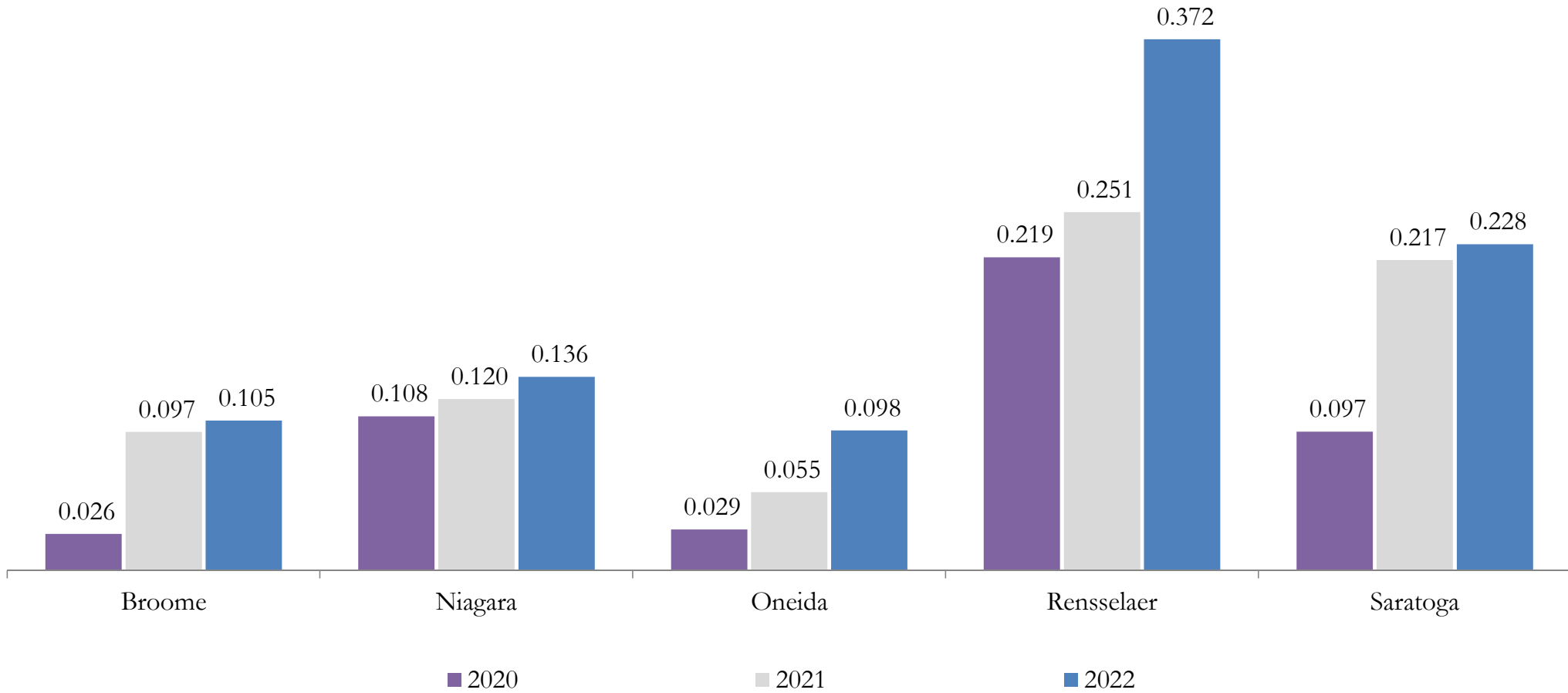


■ Net Sales Tax                      ■ General Fund - Total Revenue

Broome County  
Unassigned General Fund Balance to Total General Fund Expenditures and Transfers Out Ratio



Unassigned General Fund Balance to Total General Fund Expenditures and Transfers Out Ratio



# Business-Type Activities

---

- Department of Transportation
- Willow Point Nursing Home
- Solid Waste Management
- Aviation
- Nonmajor Business-Type activities



# Business-Type Activities

	Department of Transportation	Willow Point Nursing Home	Solid Waste Management	Aviation
Current assets	\$ 8,255,470	\$ 3,853,740	\$ 24,393,113	\$ 3,950,397
Restricted assets	-	2,659,611	-	744,958
Noncurrent assets	25,294,250	7,791,665	51,991,753	46,594,356
Deferred outflows	4,361,268	9,199,702	1,065,683	956,191
Total assets and deferred outflows	<u>\$ 37,910,988</u>	<u>\$ 23,504,718</u>	<u>\$ 77,450,549</u>	<u>\$ 52,245,902</u>
Current liabilities	\$ 758,339	\$ 4,137,065	\$ 1,324,478	\$ 1,238,894
BANs payable	1,230,535	3,655,394	11,247,952	3,514,207
Long-term debt	988,718	852,961	12,707,151	1,950,729
OPEB obligation	5,605,590	14,838,810	1,484,540	1,394,435
Other long-term liabilities	2,828,729	2,618,975	13,958,803	299,259
Deferred inflows	11,876,500	30,469,493	3,271,837	3,103,872
Total liabilities and deferred inflows	<u>23,288,411</u>	<u>56,572,698</u>	<u>43,994,761</u>	<u>11,501,396</u>
Net position	<u>\$ 14,622,577</u>	<u>\$ (33,067,980)</u>	<u>\$ 33,455,788</u>	<u>\$ 40,744,506</u>

# Business-Type Activities

	Department of Transportation	Willow Point Nursing Home	Solid Waste Management	Aviation
Current assets	\$ 8,255,470	\$ 3,853,740	\$ 24,393,113	\$ 3,950,397
Restricted assets	-	2,659,611	-	744,958
<del>Noncurrent assets</del>	<del>25,294,250</del>	<del>7,791,665</del>	<del>51,991,753</del>	<del>46,594,356</del>
<del>Deferred outflows</del>	<del>4,361,268</del>	<del>9,199,702</del>	<del>1,065,683</del>	<del>956,191</del>
Total assets and deferred outflows	<u>\$ 37,910,988</u>	<u>\$ 23,504,718</u>	<u>\$ 77,450,549</u>	<u>\$ 52,245,902</u>
Current liabilities	\$ 758,339	\$ 4,137,065	\$ 1,324,478	\$ 1,238,894
BANs payable	1,230,535	3,655,394	11,247,952	3,514,207
<del>Long-term debt</del>	<del>988,718</del>	<del>852,961</del>	<del>12,707,151</del>	<del>1,950,729</del>
<del>OPEB obligation</del>	<del>5,605,590</del>	<del>14,838,810</del>	<del>1,484,540</del>	<del>1,394,435</del>
<del>Other long-term liabilities</del>	<del>2,828,729</del>	<del>2,618,975</del>	<del>13,958,803</del>	<del>299,259</del>
<del>Deferred inflows</del>	<del>11,876,500</del>	<del>30,469,493</del>	<del>3,271,837</del>	<del>3,103,872</del>
Total liabilities and deferred inflows	<u>23,288,411</u>	<u>56,572,698</u>	<u>43,994,761</u>	<u>11,501,396</u>
Net position	<u>\$ 14,622,577</u>	<u>\$ (33,067,980)</u>	<u>\$ 33,455,788</u>	<u>\$ 40,744,506</u>

# Business-Type Activities

	Department of <u>Transportation</u>	Willow Point Nursing Home	Solid Waste Management	<u>Aviation</u>
Current assets	\$ 8,255,470	\$ 3,853,740	\$ 24,393,113	\$ 3,950,397
Restricted assets	-	2,659,611	-	744,958
Total assets and deferred outflows	<u>\$ 8,255,470</u>	<u>\$ 6,513,351</u>	<u>\$ 24,393,113</u>	<u>\$ 4,695,355</u>
Current liabilities	\$ 758,339	\$ 4,137,065	\$ 1,324,478	\$ 1,238,894
BANs payable	1,230,535	3,655,394	11,247,952	3,514,207
Total liabilities and deferred inflows	<u>1,988,874</u>	<u>7,792,459</u>	<u>12,572,430</u>	<u>4,753,101</u>
Estimated "fund balance"	<u>\$ 6,266,596</u>	<u>\$ (1,279,108)</u>	<u>\$ 11,820,683</u>	<u>\$ (57,746)</u>



# Business-Type Activities

	Willow Point Nursing Home				
	2018	2019	2020	2021	2022
Current assets	\$ 9,590,614	\$ 10,004,420	\$ 11,383,137	\$ 7,177,789	\$ 3,853,740
Restricted assets	2,779,571	1,979,181	2,149,639	1,061,328	2,659,611
Capital assets	5,257,435	5,079,182	5,445,962	5,596,291	7,791,665
Deferred outflows	5,548,991	2,639,665	12,499,814	12,555,707	9,199,702
Total assets and deferred outflows	<u>\$ 23,176,611</u>	<u>\$ 19,702,448</u>	<u>\$ 31,478,552</u>	<u>\$ 26,391,115</u>	<u>\$ 23,504,718</u>
Current liabilities	\$ 2,299,450	\$ 3,377,618	\$ 8,280,905	\$ 10,194,322	\$ 4,137,065
BANs payable	2,306,548	2,293,657	1,587,951	2,533,520	3,655,394
Long-term debt	1,482,252	1,306,049	1,159,620	1,009,440	852,961
Pension	1,509,367	3,081,680	11,210,496	36,141	-
OPEB obligation	42,607,961	30,062,642	31,811,244	19,624,322	14,838,810
Other long-term liabilities	3,964,649	3,260,829	3,278,498	2,862,505	2,618,975
Deferred inflows	10,808,792	16,635,941	15,447,312	32,907,304	30,469,493
Total liabilities and deferred inflows	<u>64,979,019</u>	<u>60,018,416</u>	<u>72,776,026</u>	<u>69,167,554</u>	<u>56,572,698</u>
Net position	<u>\$ (41,802,408)</u>	<u>\$ (40,315,968)</u>	<u>\$ (41,297,474)</u>	<u>\$ (42,776,439)</u>	<u>\$ (33,067,980)</u>

# Business-Type Activities

	Willow Point Nursing Home				
	2018	2019	2020	2021	2022
Current assets	\$ 9,590,614	\$ 10,004,420	\$ 11,383,137	\$ 7,177,789	\$ 3,853,740
Restricted assets	2,779,571	1,979,181	2,149,639	1,061,328	2,659,611
<del>Capital assets</del>	<del>5,257,435</del>	<del>5,079,182</del>	<del>5,445,962</del>	<del>5,596,291</del>	<del>7,791,665</del>
<del>Deferred outflows</del>	<del>5,548,991</del>	<del>2,639,665</del>	<del>12,499,814</del>	<del>12,555,707</del>	<del>9,199,702</del>
Total assets and deferred outflows	\$ 23,176,611	\$ 19,702,448	\$ 31,478,552	\$ 26,391,115	\$ 23,504,718
Current liabilities	\$ 2,299,450	\$ 3,377,618	\$ 8,280,905	\$ 10,194,322	\$ 4,137,065
BANs payable	2,306,548	2,293,657	1,587,951	2,533,520	3,655,394
<del>Long-term debt</del>	<del>1,482,252</del>	<del>1,306,049</del>	<del>1,159,620</del>	<del>1,009,440</del>	<del>852,961</del>
<del>Pension</del>	<del>1,509,367</del>	<del>3,081,680</del>	<del>11,210,496</del>	<del>36,141</del>	<del>—</del>
<del>OPEB obligation</del>	<del>42,607,961</del>	<del>30,062,642</del>	<del>31,811,244</del>	<del>19,624,322</del>	<del>14,838,810</del>
<del>Other long-term liabilities</del>	<del>3,964,649</del>	<del>3,260,829</del>	<del>3,278,498</del>	<del>2,862,505</del>	<del>2,618,975</del>
<del>Deferred inflows</del>	<del>10,808,792</del>	<del>16,635,941</del>	<del>15,447,312</del>	<del>32,907,304</del>	<del>30,469,493</del>
Total liabilities and deferred inflows	64,979,019	60,018,416	72,776,026	69,167,554	56,572,698
Net position	\$ (41,802,408)	\$ (40,315,968)	\$ (41,297,474)	\$ (42,776,439)	\$ (33,067,980)

# Business-Type Activities

	Willow Point Nursing Home				
	2018	2019	2020	2021	2022
Current assets	\$ 9,590,614	\$ 10,004,420	\$ 11,383,137	\$ 7,177,789	\$ 3,853,740
Restricted assets	2,779,571	1,979,181	2,149,639	1,061,328	2,659,611
Total assets	<u>\$ 12,370,185</u>	<u>\$ 11,983,601</u>	<u>\$ 13,532,776</u>	<u>\$ 8,239,117</u>	<u>\$ 6,513,351</u>
Current liabilities	\$ 2,299,450	\$ 3,377,618	\$ 8,280,905	\$ 10,194,322	\$ 4,137,065
BANs payable	2,306,548	2,293,657	1,587,951	2,533,520	3,655,394
Total liabilities	<u>4,605,998</u>	<u>5,671,275</u>	<u>9,868,856</u>	<u>12,727,842</u>	<u>7,792,459</u>
Estimated "fund balance"	<u>\$ 7,764,187</u>	<u>\$ 6,312,326</u>	<u>\$ 3,663,920</u>	<u>\$ (4,488,725)</u>	<u>\$ (1,279,108)</u>



Luke R. Malecki, CPA  
Partner  
lmalecki@dm-llp.com

***Drescher & Malecki LLP***

Certified Public Accountants  
2721 Transit Rd, Suite 111  
Elma, NY 14059  
Tel. +1 716/565.2299 Ext. 05  
Fax +1 716/308.5178



Charles Trottier, CPA  
Senior Manager  
ctrottier@dm-llp.com

***Drescher & Malecki LLP***

Certified Public Accountants  
2721 Transit Rd, Suite 111  
Elma, NY 14059  
Tel. +1 716/565.2299 Ext. 17  
Fax +1 716/308.5178