

Broome County **BUDGET**

Recommended
2011




TABLE OF CONTENTS

<u>ITEM</u>	<u>PAGE</u>	<u>ITEM</u>	<u>PAGE</u>
Budget and Appropriations Resolutions	A-1	Public Safety	
Broome County Administration	A-4	Sheriff (Elected Official)	156
2010 Broome County Legislature	A-5	Emergency Services with E-911	170
BUDGET MESSAGE	A-7	Probation	182
Schedule 1 – Summary by Funds	A-11	Security Services/Public Works	192
		Stop-DWI	199
OPERATING BUDGET – Fund type		Health	
General Government		Health and Children with Special Needs	206
Legislature (Elected Official)	2	Mental Health	235
Executive (Elected Official)	10	Willow Point Nursing Facility – Enterprise	244
County Clerk (Elected Official)	15		
District Attorney (Elected Official)	29	Transportation	
Audit & Control	35	Aviation – Enterprise	278
Central Food – Internal Services	44	Highways/Public Works	285
Coroners	51	County Roads – Special Revenue	285
Elections	55	Road Machinery - Special Revenue	294
Office of Management & Budget/Finance	60	Public Transportation – Enterprise	299
Information (Computer) Technology	70		
Law (County Attorney)	85	Economic Assistance & Opportunity	
Personnel	95	Aging, Office for (OFA)	308
Public Defender	103	Community Alternative Systems Agency (CASA)	314
Public Works	109	Social Services (DSS)	319
Fleet Management – Internal Services	123	Veterans’ Services	352
Purchasing	129		
Real Property Tax Service	135	Home & Community Services	
Risk & Insurance	142	Planning & Economic Development	360
Risk Management – Internal Services	142	Solid Waste Management – Enterprise	366
Health Insurance – Internal Services	148		
Workers’ Compensation – Internal Services	151		

ITEM**PAGE****Culture & Recreation**

Veterans Memorial Arena/Parks-Special Revenue	376
Forum (Performing Arts Theater)/Parks	382
En-Joie Golf Course	387
Parks & Recreation	393
Library – Special Revenue	408
Youth Bureau	416

Unallocated Items

Special Objects of Expense	422
Other Contract Agencies	425
Debt Service (General Fund only)	429
Interfund Transfers (General Fund only)	432

CAPITAL BUDGET

Capital Budget	437
Summary of Debt	444
History of Debt Service	445
Serial Bonds	446
Certificates of Participation	471
Statement of Authorized and Un-borrowed Debt	472
Authorized Capital Projects	477
Debt Statement Summary	484
Community College Debt Liability & Payment History	485

SUPPLEMENTARY INFORMATION

Personnel Changes	497
Personnel Summary	501
Financial Summaries	504
Historical Tax Levy/Rate	513
Property Tax Levy by Municipality	515
Property Tax Exemption Summary	517

County Fees**PAGE**

Arena	519
Forum	520
Parks	521
En-Joie Golf	522
Tax Collection	523
County Clerk	524
DMV	525
Health Department	526
Landfill Tip Fee	530
Mental Health	531
Office For Aging	532
Planning (Mapping & Data)	533
Sheriff	535
Weights & Measures	536
Miscellaneous	537
Greater Binghamton Airport	
Willow Point Nursing Home	
Dog Shelter	
Civil Service Exams	
Legislature	
Library	
Real Property	
911 Emergency Services	
Public Transportation	
Public Defender	
Taxicab Fees	

**RESOLUTION NO. 10-XXX APPROVING THE 2011-2016 CAPITAL
IMPROVEMENT PROGRAM**

Resolved, that the 2011 Capital Budget and the 2011-2016 Capital Improvement Program as accompanying the tentative budget for 2011, and as corrected and amended is hereby approved and adopted as the 2011 Capital Budget and 2011-2016 Capital Improvement Program for the County of Broome, and be it

Further Resolved, that the Budget Officer be and hereby is authorized, empowered, and directed to correct any modification, changes, additions, and/or typographical errors not effecting the substance of the capital budget and capital program, and that the Budget Officer is further directed, after making such corrections, to file the same with the Clerk of the County Legislature and to furnish said clerk with sufficient copies thereof for the members of the County Legislature.

**RESOLUTION NO. 10-XXX MAKING APPROPRIATIONS FOR THE CONDUCT OF THE
BROOME COUNTY GOVERNMENT FOR FISCAL YEAR 2011**

WHEREAS, this County Legislature, by an accompanying Resolution **10-XXX** of 2010, has adopted a budget for fiscal year 2011, now, therefore be it

RESOLVED, that the several amounts specified in such budget under the various categories and the various objects of expense in the 2011 tentative budget under the recommended column, unless a specific change or correction has been made in the same, in which case such change or corrected figure shall apply, shall be the amount appropriated for such items, effective January 1, 2011, and be it

FURTHER RESOLVED, that the fee schedules changing, deleting or establishing certain fees for the purpose of offsetting operating expenses be adopted, and be it

FURTHER RESOLVED, that the Budget Officer is hereby authorized, empowered and directed to correct any modifications, changes, additions and/or typographical errors not affecting the substance of the budget, and that the Budget Officer is further directed, after making such corrections, to file same with the Clerk of the County Legislature and to furnish said Clerk with sufficient copies thereof for the members of the County Legislature.

2010 BROOME COUNTY ADMINISTRATION

County Executive's Office

Barbara J. Fiala	County Executive
Darcy M. Fauci	Deputy County Executive For Admin. & Human Services
Patrick J. Brennan	Deputy County Executive For Physical Services
Colleen A. Wagner	Executive Assistant
Darlene R. Croston	Executive Assistant
Tammy S. Kocak	Administrative Assistant
Carolyn M. Penna	Secretary, Deputy County Executive

Budget Office

Marie F. Kalka	Director, Budget & Research
Martin J. Gerchman	Deputy Director, Budget & Research

Elected and Appointed Officials

Daniel D. Reynolds	Chairman, Legislature
Richard R. Blythe	County Clerk
Gerald F. Mollen	District Attorney
David E. Harder	Sheriff
Eric S. Denk	Clerk, Legislature
Alex J. McLaughlin	Comptroller, Audit & Control
Eugene D. Faughnan, Esq.	Commissioner, Elections
John L. Perticone, Esq.	Commissioner, Elections
Wadih Diab, MD	Coroner
Timothy T. Jones, MD	Coroner
Michael T. McCarville, MD	Coroner
John C. Prindle, MD	Coroner
Dr. Kevin Drumm	President, Broome Community College

Heads of County Departments

Carl R. Beardsley	Commissioner, Aviation
Kathleen A. Bunnell	Director, Office for Aging
Michelle M. Berry	Director, CASA
Michelle L. Haus	Director, Central Food
Terry R. Stark	Director, Employment & Training
Brett B. Chellis	Director, Emergency Services
Marie F. Kalka	Interim Commissioner, Finance
Claudia A. Edwards	Director, Health
Kim S. McKinney	Director, Information Technology
Joseph J. Sluzar	County Attorney, Law
Lisa S. Wise	Director, Library
Michael W. Klein	Personnel Officer
Frank Evangelisti	Interim Commissioner, Planning & Economic Development
Lorraine S. Wilmot	Director, Probation
Jay L. Wilber	Public Defender
Patrick J. Brennan	Acting Commissioner, Public Works
Janet R. Laszewski	Agent, Purchasing
Kevin P. Keough	Director, Real Property Tax Services
Robert E. Murphy	Risk Manager, Risk & Insurance
Arthur R. Johnson	Commissioner, Social Services & Mental Health
George H. Bagnetto	Commissioner, Public Transportation
James F. May	Coordinator, BC STOP-DWI
Brian J. Vojtisek	Director, Veterans' Services
Steven P. Reagan	Administrator, Willow Point Nursing Home
Joanna M. Kamin	Executive Director, Youth Bureau

2010 BROOME COUNTY LEGISLATURE

LEGISLATORS

District 1	Mark R. Whalen
District 2	Joseph A. Merrill
District 3	Jason T. Garnar
District 4	Joseph S. Sanfilippo
District 5	John F. Hutchings
District 6	Suzanne Gorman Messina
District 7	Marchie Diffendorf
District 8	Wayne L. Howard
District 9	Stephen D. Herz
District 10	Jerry F. Marinich
District 11	Ronald J. Keibel
District 12	Donald T. Moran
District 13	Matthew J. Pasquale
District 14	Richard A. Materese
District 15	Gene E. LaBare
District 16	Mario M. Nirchi
District 17	Suzann W. Buchta
District 18	Barry L. Klipsch
District 19	Daniel D. Reynolds

STAFF

Eric S. Denk, CMC Clerk of the Legislature
Carol L. Hall Deputy Clerk
Jennifer K. Royer Second Deputy Clerk
Christopher H. Marion Legislative Assistant

THIS PAGE IS
INTENTIONALLY LEFT BLANK

BUDGET MESSAGE

**A copy of the Budget Message can be
obtained by contacting the
Legislative Clerk at 778-2131**

THIS PAGE IS
INTENTIONALLY LEFT BLANK

**SCHEDULE
SUMMARY BY FUNDS
2008 - 2011**

THIS PAGE IS
INTENTIONALLY LEFT BLANK

SCHEDULE 1
2011 Recommended Budget

	Appropriation	Revenue	Fund Balance	Property Tax Support
General Fund				
GENERAL	\$ 109,345,266	\$ 120,890,561	\$ -	\$ (11,545,295)
SOCIAL SERVICES	\$ 118,580,400	\$ 52,610,742	\$ -	\$ 65,969,658
Enterprise Funds				
AVIATION	\$ 3,822,280	\$ 3,772,681	\$ 49,599	\$ -
PUBLIC TRANSPORTATION	\$ 11,879,633	\$ 10,024,720	\$ 800,000	\$ 1,054,913
SOLID WASTE MANAGEMENT	\$ 8,996,973	\$ 9,006,078	\$ (9,105)	\$ -
WILLOW POINT NURSING HOME	\$ 30,011,115	\$ 30,052,020	\$ (40,905)	\$ -
Internal Services Funds				
CENTRAL FOOD & NUTRITION	\$ 4,528,735	\$ 4,645,409	\$ (116,674)	\$ -
FLEET MANAGEMENT	\$ 896,040	\$ 403,950	\$ 492,090	\$ -
HEALTH INSURANCE	\$ 43,198,872	\$ 42,324,400	\$ 874,472	\$ -
RISK MANAGEMENT	\$ 2,360,456	\$ 2,393,310	\$ (32,854)	\$ -
WORKERS' COMPENSATION	\$ 3,456,310	\$ 3,457,310	\$ (1,000)	\$ -
Special Revenue Funds				
COUNTY LIBRARY	\$ 2,467,369	\$ 849,313	\$ 200,000	\$ 1,418,056
ROAD MACHINERY	\$ 2,171,853	\$ 38,851	\$ -	\$ 2,133,002
COUNTY ROAD	\$ 9,593,745	\$ 2,389,051	\$ -	\$ 7,204,694
VETERANS' ARENA	\$ 1,697,951	\$ 761,852	\$ -	\$ 936,099
GOLF	\$ 924,696	\$ 949,019	\$ (24,323)	\$ -
TOTALS	\$ 353,931,694	\$ 284,569,267	\$ 2,215,623	\$ 67,171,127
Reserve Uncollected Taxes				\$ 750,000
Total Tax Levy				\$ 67,921,127
2010 Totals	\$ 352,593,984	\$ 283,251,997	\$ 6,057,600	\$ 64,331,918
Difference	\$ 1,337,710	\$ 1,317,270	\$ (3,841,977)	\$ 3,589,209
Percentage Diff	0.38%	0.47%	-63.42%	5.58%

	2010	2011	Difference	% Difference
Full Values	\$ 9,997,585,274	\$ 10,002,566,184	\$ 4,980,910	0.050%
Taxable Values	\$ 5,474,666,923	\$ 5,486,152,886	\$ 11,485,963	0.210%
Full Value Tax Rate	\$6.43	\$6.79	\$0.36	5.527%
Taxable Value Tax Rate	\$11.75	\$12.38	\$0.63	5.358%

SCHEDULE 1
2010 Adopted Budget

	Appropriation	Revenue	Fund Balance	Property Tax Support
General Fund				
GENERAL	\$ 108,588,669	\$ 120,841,127	\$ -	\$ (12,252,458)
SOCIAL SERVICES	\$ 112,957,062	\$ 50,376,874	\$ -	\$ 62,580,188
Enterprise Funds				
AVIATION	\$ 3,888,708	\$ 3,974,054	\$ (85,346)	\$ -
PUBLIC TRANSPORTATION	\$ 12,170,281	\$ 9,909,325	\$ 1,000,000	\$ 1,260,956
SOLID WASTE MANAGEMENT	\$ 12,945,426	\$ 9,834,917	\$ 3,110,509	\$ -
WILLOW POINT NURSING HOME	\$ 30,659,356	\$ 30,821,250	\$ (161,894)	\$ -
Internal Services Funds				
CENTRAL FOOD & NUTRITION	\$ 4,558,890	\$ 4,558,902	\$ (12)	\$ -
FLEET MANAGEMENT	\$ 1,141,120	\$ 872,399	\$ 268,721	\$ -
HEALTH INSURANCE	\$ 42,270,518	\$ 41,394,896	\$ 875,622	\$ -
RISK MANAGEMENT	\$ 2,538,929	\$ 2,538,929	\$ -	\$ -
WORKERS' COMPENSATION	\$ 3,331,034	\$ 3,331,034	\$ -	\$ -
Special Revenue Funds				
COUNTY LIBRARY	\$ 2,536,252	\$ 836,206	\$ 150,000	\$ 1,550,046
ROAD MACHINERY	\$ 2,414,523	\$ 31,000	\$ 100,000	\$ 2,283,523
COUNTY ROAD	\$ 9,682,861	\$ 2,265,184	\$ 800,000	\$ 6,617,677
VETERANS' ARENA	\$ 2,045,986	\$ 754,000	\$ -	\$ 1,291,986
GOLF	\$ 864,369	\$ 911,900	\$ (47,531)	\$ -
TOTALS	\$ 352,593,984	\$ 283,251,997	\$ 6,057,600	\$ 63,331,918
Reserve Uncollected Taxes				\$ 1,000,000
Total Tax Levy				\$ 64,331,918
2009 Totals	\$ 347,552,869	\$ 279,573,244	\$ 8,651,274	\$ 60,340,186
Difference	\$ 5,041,115	\$ 3,678,753	\$ (2,593,674)	\$ 3,991,732
Percentage Diff	1.45%	1.32%	-29.98%	6.62%

	2009	2010	Difference	% Difference
Full Values	\$ 9,256,213,918	\$ 9,997,585,274	\$ 741,371,356	8.009%
Taxable Values	\$ 3,676,914,823	\$ 5,474,666,923	\$ 1,797,752,100	48.893%
Full Value Tax Rate *	\$6.52	\$6.43	(\$0.08)	-1.291%
Taxable Value Tax Rate *	\$16.41	\$11.75	(\$4.66)	-28.395%

* Note: Negative difference is due to Town of Vestal being reassessed resulting in a 100% equalization rate

SCHEDULE 1
2009 Adopted Budget

	Appropriation	Revenue	Fund Balance	Property Tax Support
General Fund				
GENERAL	\$ 114,972,003	\$ 125,992,626	\$ 6,410,692	\$ (17,431,315)
SOCIAL SERVICES	\$ 105,893,187	\$ 45,071,904	\$ -	\$ 60,821,283
Enterprise Funds				
AVIATION	\$ 3,795,377	\$ 3,619,329	\$ 176,048	\$ -
PUBLIC TRANSPORTATION	\$ 12,396,613	\$ 9,622,531	\$ -	\$ 2,774,082
SOLID WASTE MANAGEMENT	\$ 10,209,739	\$ 10,348,438	\$ (138,699)	\$ -
WILLOW POINT NURSING HOME	\$ 31,317,724	\$ 29,534,464	\$ -	\$ 1,783,260
Internal Services Funds				
CENTRAL FOOD & NUTRITION	\$ 4,554,056	\$ 4,578,402	\$ (24,346)	\$ -
FLEET MANAGEMENT	\$ 1,545,752	\$ 1,541,065	\$ 350,000	\$ (345,313)
HEALTH INSURANCE	\$ 38,435,996	\$ 38,436,005	\$ (9)	\$ -
RISK MANAGEMENT	\$ 3,001,904	\$ 3,024,316	\$ (22,412)	\$ -
WORKERS' COMPENSATION	\$ 3,341,054	\$ 3,341,054	\$ -	\$ -
Special Revenue Funds				
COUNTY LIBRARY	\$ 2,622,503	\$ 870,763	\$ 150,000	\$ 1,601,740
ROAD MACHINERY	\$ 2,634,803	\$ 31,000	\$ -	\$ 2,603,803
COUNTY ROAD	\$ 10,056,192	\$ 2,052,447	\$ 1,550,000	\$ 6,453,745
VETERANS' ARENA	\$ 1,888,901	\$ 610,000	\$ 200,000	\$ 1,078,901
GOLF	\$ 887,065	\$ 898,900	\$ (11,835)	\$ -
TOTALS	\$347,552,869	\$279,573,244	\$ 8,651,274	59,340,186
Reserve Uncollected Taxes				1,000,000
Total Tax Levy				60,340,186
2008 Totals	\$329,263,193	\$264,613,475	\$7,210,739	58,326,387
Difference	\$18,289,676	\$14,959,769	\$1,440,535	2,013,799
Percentage Diff	5.55%	5.65%	19.98%	3.45%

	2008	2009	Difference	% Difference
Full Values	\$8,326,561,651	\$9,256,213,918	\$929,652,267	11.165%
Taxable Values	\$3,642,795,622	\$3,676,915,373	\$34,119,751	0.937%
Full Value Tax Rate	\$6.64	\$6.52	-\$0.12	-1.847%
Taxable Value Tax Rate	\$16.01	\$16.41	\$0.40	2.493%

SCHEDULE 1
2008 ADOPTED BUDGET

SUBFUND	ESTIMATED APPROPRIATIONS	ESTIMATED REVENUES	APPROPRIATED FUND BALANCE	2008 REQUIRED TAX SUPPORT
General Fund				
GENERAL	\$ 108,841,557	\$ 115,058,907	\$ 6,410,692	\$ (12,628,042)
SOCIAL SERVICES	\$ 103,721,885	\$ 47,047,781	\$ -	\$ 56,674,104
Enterprise Funds				
AVIATION	\$ 3,772,819	\$ 3,819,824	\$ (47,005)	\$ -
PUBLIC TRANSPORTATION	\$ 10,008,229	\$ 8,065,500	\$ 456,885	\$ 1,485,844
SOLID WASTE MANAGEMENT	\$ 9,976,986	\$ 9,919,767	\$ 57,219	\$ -
WILLOW POINT NURSING HOME	\$ 28,544,402	\$ 27,654,834	\$ -	\$ 889,568
Internal Services Funds				
CENTRAL FOOD & NUTRITION	\$ 4,302,450	\$ 4,334,840	\$ (32,390)	\$ -
FLEET MANAGEMENT	\$ 1,109,835	\$ 1,511,165	\$ -	\$ -
HEALTH INSURANCE	\$ 37,066,211	\$ 37,066,284	\$ (73)	\$ -
RISK MANAGEMENT	\$ 2,516,213	\$ 2,516,304	\$ (91)	\$ -
WORKERS' COMPENSATION	\$ 3,086,931	\$ 3,086,931	\$ -	\$ -
Special Revenue Funds				
COUNTY LIBRARY	\$ 2,611,592	\$ 855,532	\$ 164,298	\$ 1,591,762
ROAD MACHINERY	\$ 2,117,713	\$ 36,000	\$ -	\$ 2,081,713
COUNTY ROAD	\$ 9,215,028	\$ 2,091,053	\$ 172,604	\$ 6,951,371
VETERANS' ARENA	\$ 1,522,352	\$ 674,753	\$ 28,600	\$ 818,999
GOLF	\$ 824,990	\$ 850,000	\$ -	\$ -
TOTALS	\$ 329,239,193	\$ 264,589,475	\$ 7,210,739	\$ 57,865,319
Reserve Uncoll Taxes				\$ 461,068
Total Tax Levy				\$ 58,326,387
2007 Totals	\$ 328,084,147	\$ 258,065,493	\$ 15,744,894	\$ 55,301,343
Difference	\$ 1,155,046	\$ 6,523,982	\$ (8,534,155)	\$ 3,025,044
Percentage Diff	0.35%	2.53%	-54.20%	5.47%

Cost of proposals if rejected	Dollar increase	Tax Increase
1) Election Chargebacks	\$253,940	0.46%

	2007	2008	Difference	% Difference
Full Values	\$7,292,516,250	\$8,363,852,580	\$1,071,336,330	14.691%
Taxable Values	\$3,623,898,760	\$3,642,795,622	\$18,896,862	0.521%
Full Value Tax Rate	\$7.58	\$6.97	-\$0.61	-8.040%
Taxable Value Tax Rate	\$15.26	\$16.01	\$0.75	4.923%

GENERAL GOVERNMENT

<u>DEPARTMENT/DIVISION</u>	<u>PAGE</u>	<u>DEPARTMENT/DIVISION</u>	<u>PAGE</u>
Legislative Board		Information Technology	
Clerk of the Legislature	2	Information Services	70
Legislature	7	Communication Services	77
		Telecommunications Services	81
Executive		Law	
Executive	10	Law	85
County Clerk		Law—DSS Legal Unit	90
Records	15	Personnel	95
Motor Vehicles	21	Public Defender	103
Records Management	25	Public Works	
District Attorney	29	Administration	109
Audit & Control		Building & Grounds	114
Audit & Control	35	Engineering	119
Weights & Measures	40	Fleet Management	123
Central Foods	44	Purchasing	129
Coroners	51	Real Property Tax Services	135
Elections	55	Risk & Insurance	
Office of Mgmt. & Budget/Finance	60	Risk Management	142
		Health Insurance	148
		Workers Compensation	151

LEGISLATURE

LEGISLATORS (19)
(Elected)

Chairman
Board of Acquisition & Contract
Capital Program Advisory Committee

LEGISLATIVE BOARD

- COMMITTEES
 - County Administration
 - Economic Development and Planning
 - Education, Culture, and Recreation
 - Finance
 - Human Services
 - Personnel
 - Public Health and Environmental Protection
 - Public Safety and Emergency Services
 - Public Works
 - Transportation and Rural Development
- RESEARCH SUPPORT

CLERK OF THE LEGISLATURE

- LEGISLATIVE SUPPORT
 - Local Laws and Resolutions
 - Legislative Minutes
 - Committee Minutes
 - Journal of Proceedings
 - Records Management
 - Clerical / Secretarial support
 - Administration
 - Ethics Disclosure processing
- FREEDOM OF INFORMATION (FOI)

LEGISLATIVE CLERK

MISSION STATEMENT

The **Clerk of the Legislature** supervises and coordinates daily activities of the office of the Legislature.

DESCRIPTION

This office drafts and distributes all legislation to appropriate committees; processes, certifies, and disseminates all legislation; provides minutes of all Legislative Sessions and all committee meetings; prepares and advertises public hearings on local laws; prepares and files the required documentation on all approved local laws with the Secretary of State; and provides clerical/secretarial support to the individual Legislators. Prepares, maintains, and distributes (1,000 copies) the Directory of Federal, State, County, and Municipal Officials and a desk blotter-style quick directory.

The Clerk also serves as the **Records Access Officer** for Broome County Government, processing Freedom of Information Requests on a continual basis.

Finally, the Clerk distributed and collects the annual Financial Disclosure Form, which more than 200 County officials are required to complete and submit for review by the Board of Ethics.

2011 OBJECTIVES

- Continue to make the business of the Legislature accessible to the public through the use of the internet and other technologies
- Continue to make the business of the Legislature accessible to department heads through the use of the intranet and other technologies
- Continue to make accessing public records as easy as possible for the public using a well designed paper form and a new on-line submission form
- Enhance the capabilities of the office through the use of student interns

2011 DEPARTMENTAL BUDGET HIGHLIGHTS

- In the 2011 budget this office has eliminated one part-time temporary position.
- In the 2011 budget this office has restricted expenses wherever possible.

12010001

LEGISLATIVE-Clerk

<u>Title of Position</u>	<u>Grade/Unit</u>	<u>2009 Actuals</u>	<u>As of 9/1/2010 Current Authorized</u>	<u>2011 Requested</u>	<u>2011 Recommended</u>
FULL TIME					
Clerk of the County Legislature	E Admin	1	1	1	1
Deputy Clerk of the County Legislature	19 Admin	1	1	1	1
Second Deputy Clerk of the County Legislature	15 Admin	<u>1</u>	<u>1</u>	<u>1</u>	<u>1</u>
Total Full-Time Positions		3	3	3	3
PART TIME					
Total Part-Time Positions		0	0	0	0
TOTAL POSITIONS		3	3	3	3

REPORT:BP033

BROOME COUNTY GOVERNMENT
 REVENUE AND APPROPRIATION SUMMARY
 BY DEPARTMENT AND DIVISION

FUND 1010 General Operating
 DEPT 12000000 Legislative
 DIV 01

Account	2009 Actuals	2010 Budget	2010 YTD Actuals As of 08/31/10	2011 Budget Requested	2011 Budget Recommended
0000006 Sale of Prop and Comp for Loss					
5000512 MINOR SALES OTHER	1,609	1,200	593	1,200	1,200
0000006 Sale of Prop and Comp for Loss Totals	1,609	1,200	593	1,200	1,200
0000007 Misc Interfund Revenues					
5000530 REFUNDS OF PRIOR YEARS EXPENDI	0	0	169	0	0
0000007 Misc Interfund Revenues Totals	0	0	169	0	0
Rev Total for Div 1201	1,609	1,200	762	1,200	1,200
0000010 Personal Service					
6001000 SALARIES FULL-TIME	146,788	153,535	86,128	153,029	153,029
6001002 SALARIES TEMPORARY	19,096	19,980	6,996	0	0
0000010 Personal Service Totals	165,884	173,515	93,124	153,029	153,029
0000040 Contractual Expenditures					
6004010 BOOKS AND SUBSCRIPTIONS	393	250	90	298	298
6004011 DUPLICATING AND PRINTING RM SU	186	200	0	150	150
6004012 OFFICE SUPPLIES	1,094	1,400	490	1,060	1,060
6004055 COMPUTER SOFTWARE AND SUPPLIES	532	1,000	0	1,000	1,000
6004073 SUBSCRIPTIONS	0	0	123	0	0
6004100 POSTAGE AND FREIGHT	14	100	50	100	100
6004105 DUES AND MEMBERSHIPS	233	300	158	300	300
6004106 GENERAL OFFICE EXPENSES	3,759	3,859	1,989	3,000	3,000
6004131 PHOTOGRAPHIC EXPENSES	466	200	0	450	450
6004137 ADVERTISING AND PROMOTION EXPE	966	1,020	1,957	2,000	2,000
6004161 TRAVEL HOTEL AND MEALS	277	200	212	725	0
6004162 EDUCATION AND TRAINING	523	1,100	413	475	0
6004196 COPYING MACHINE RENTALS	1,223	2,832	1,582	2,832	2,832
6004541 STENOGRAPHIC SERVICES	401	500	200	500	500
6004573 OTHER FEES FOR SERVICES	3,105	5,416	719	5,000	5,000
0000040 Contractual Expenditures Totals	13,172	18,377	7,983	17,890	16,690

REPORT:BP033

BROOME COUNTY GOVERNMENT
REVENUE AND APPROPRIATION SUMMARY
BY DEPARTMENT AND DIVISION

FUND 1010 General Operating
DEPT 12000000 Legislative
DIV 01

Account	2009 Actuals	2010 Budget	2010 YTD Actuals As of 08/31/10	2011 Budget Requested	2011 Budget Recommended
0000041 Chargeback Expenses					
6004602 INSURANCE PREMIUM CHARGEBACK	2,861	696	348	453	453
0000041 Chargeback Expenses Totals	2,861	696	348	453	453
0000060 Principal on Indebtedness					
6006008 PRINCIPAL ON CAPITAL LEASE	1,099	0	0	0	0
0000060 Principal on Indebtedness Totals	1,099	0	0	0	0
0000070 Interest on Indebtedness					
6007005 INTEREST ON CAPITAL LEASE	386	0	0	0	0
0000070 Interest on Indebtedness Totals	386	0	0	0	0
0000080 Employee Benefits					
6008001 STATE RETIREMENT	12,312	19,260	8,435	27,545	27,545
6008002 SOCIAL SECURITY	12,537	13,273	6,992	11,706	11,706
6008004 WORKERS COMPENSATION	840	788	394	818	818
6008006 LIFE INSURANCE	58	77	35	58	58
6008007 HEALTH INSURANCE	5,368	5,803	5,216	12,161	12,161
6008009 RETIREE HEALTH INSURANCE	18,498	20,314	3,245	21,039	21,039
0000080 Employee Benefits Totals	49,613	59,515	24,317	73,327	73,327
Exp Total for Div 1201	233,015	252,103	125,772	244,699	243,499
Total for Div 1201	-231,406	-250,903	-125,010	-243,499	-242,299

LEGISLATIVE LEGISLATURE

MISSION STATEMENT

The Broome County Legislature is the policy-making body and taxing authority of Broome County Government. The Legislature is comprised of 19 elected Legislators each representing a District. Through its power to legislate and approve appropriations, the County Legislature shapes the direction of Broome County Government. The Broome County Charter further defines the duties and powers of the Legislature.

DESCRIPTION

The **County Legislature** is responsible for the adoption of all local legislation and the levy of property taxes in order to fund County governmental operations. Other specific powers include the power to make appropriations, incur indebtedness, and adopt an annual budget; to create, alter, combine or abolish positions (job titles) except those units headed by elected officials; to confirm appointments by the County Executive; to adopt the equalization rates for the City of Binghamton and the 16 towns; and to award all contracts for professional services exceeding \$15,000.

The **Chair of the Legislature** presides at meetings of the County Legislature and appoints all standing and ad hoc committees. The Chair is an ex-officio member of every committee. Additionally, the Chair is a member of the Board of Acquisition and Contract (BAC) and several Advisory Boards pursuant to the provisions of the Broome County Charter.

The Chair of the Finance Committee, the Chair of the Public Works Committee and the Chair of the Legislature are all members of the Capital Projects Advisory Committee.

The **Legislative Assistant** provides research and support to the Chair, the Committees, and Legislators and facilitates activities and initiatives of the Legislature.

2011 OBJECTIVES

- Carefully scrutinize all County spending with the specific goal of controlling property taxes
- Support energy saving measures at all County operated facilities
- Explore opportunities for revenue enhancement
- Consider all possible opportunities for the most efficient delivery of services, including but not limited, to sharing of resources and services with municipalities
- Work to create an atmosphere that will promote economic development within the County and within the region to enhance the County's tax base and employment opportunities
- Work to improve the quality of life for residents of Broome County
- Carefully examine the potential effects of mineral exploration in Broome County
- Continue to supplement the research capabilities of the Legislative Assistant through the use of student interns

2011 DEPARTMENTAL BUDGET HIGHLIGHTS

- In the 2011 budget the Legislature has restricted expenses wherever possible.

12020001

LEGISLATIVE-Legislature

<u>Title of Position</u>	<u>Grade/Unit</u>	<u>2009 Actuals</u>	<u>As of 9/1/2010 Current Authorized</u>	<u>2011 Requested</u>	<u>2011 Recommended</u>
FULL TIME					
Legislative Assistant	23 Admin	<u>1</u>	<u>1</u>	<u>1</u>	<u>1</u>
Total Full-Time Positions		1	1	1	1
PART TIME					
Chairman*/County Legislator	Elected	1	1	1	1
County Legislator	Elected	<u>18</u>	<u>18</u>	<u>18</u>	<u>18</u>
Total Part-Time Positions		19	19	19	19
TOTAL POSITIONS		20	20	20	20

* Elected by peers

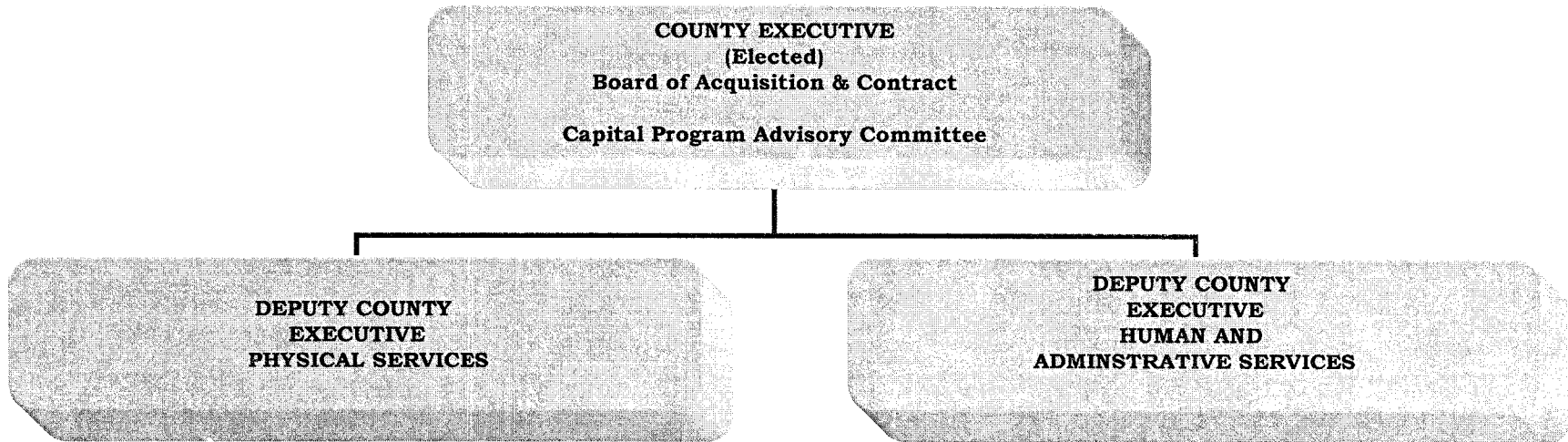
REPORT:BP033

BROOME COUNTY GOVERNMENT
 REVENUE AND APPROPRIATION SUMMARY
 BY DEPARTMENT AND DIVISION

FUND 1010 General Operating
 DEPT 12000000 Legislative
 DIV 02

Account	2009 Actuals	2010 Budget	2010 YTD Actuals As of 08/31/10	2011 Budget Requested	2011 Budget Recommended
0000010 Personal Service					
6001000 SALARIES FULL-TIME	36,299	52,853	32,665	53,956	53,956
6001001 SALARIES PART-TIME	245,093	245,000	154,583	245,000	245,000
6001002 SALARIES TEMPORARY	3,370	0	0	0	0
0000010 Personal Service Totals	284,762	297,853	187,248	298,956	298,956
0000040 Contractual Expenditures					
6004030 FOOD AND BEVERAGES	400	500	0	500	500
6004160 MILEAGE AND PARKING-LOCAL	1,577	0	0	0	0
6004161 TRAVEL HOTEL AND MEALS	4,103	3,500	504	3,170	0
6004162 EDUCATION AND TRAINING	3,529	2,000	391	1,850	0
0000040 Contractual Expenditures Totals	9,609	6,000	895	5,520	500
0000041 Chargeback Expenses					
6004602 INSURANCE PREMIUM CHARGEBACK	0	2,086	1,043	1,359	1,359
0000041 Chargeback Expenses Totals	0	2,086	1,043	1,359	1,359
0000080 Employee Benefits					
6008001 STATE RETIREMENT	12,045	20,574	10,671	33,562	33,562
6008002 SOCIAL SECURITY	21,099	22,785	14,013	22,871	22,871
6008004 WORKERS COMPENSATION	2,519	2,519	1,182	2,455	2,455
6008006 LIFE INSURANCE	299	326	202	304	304
6008007 HEALTH INSURANCE	39,977	39,940	25,960	27,635	27,635
6008009 RETIREE HEALTH INSURANCE	96,506	103,410	16,516	107,499	107,499
0000080 Employee Benefits Totals	172,445	189,554	68,544	194,326	194,326
Exp Total for Div 1202	466,816	495,493	257,730	500,161	495,141
Total for Div 1202	-466,816	-495,493	-257,730	-500,161	-495,141
Total for Dept 12000000	-698,222	-746,396	-382,740	-743,660	-737,440

EXECUTIVE



•Public Works	•Law	•Legislature	•Social Services	•Solid Waste	•Risk & Insurance
•Public Health	•Public Transit	•Sheriff	•Purchasing	•Mental Health	•Aviation
•District Attorney	•Office of Management & Budget	•Office for Aging	•Parks & Recreation	•Public Defender	•Audit & Control
•CASA	•Probation	•County Clerk	•Elections	•OET	•BMTS
•Emergency Services	•Personnel	•Information Technology	•Planning/ Economic Development	•Library	•Youth Bureau
•Central Foods	•Veterans	•Willow Point	•STOP DWI	•Real Property	•Security

COUNTY EXECUTIVE

MISSION STATEMENT

To efficiently manage County departments, projects and programs that will provide our residents with quality services that promote a high quality of life in a cost effective manner. To prepare and control the County's operating, capital, and grant budgets.

DESCRIPTION

The office and duties of the County Executive were established by Article III, Sections 301-312 of the Broome County Charter, adopted November 1968. The County Executive is the Chief Executive Officer and Administrative head of the County government. The County Executive is an elected position serving a four-year term.

The Executive Office is responsible for overseeing all County related departments. It is also responsible for communicating information regarding Broome County Government services, programs, activities and public policy to the employees, general public, and local, state and federal elected officials.

The County Executive is responsible for executing local laws and resolutions as defined in the Broome County Charter and Code. The County Executive supervises and directs the internal organization and reorganization of each department or other administrative units. In addition, the County Executive appoints members to County Boards and Commissions.

2011 OBJECTIVES

- To work closely with all levels of government, all of our internal departments and our community partners to meet the challenges posed by our current economic conditions. We will strive to

maintain, to the best of our ability, the quality services that our residents have come to expect. However, all services are being reevaluated to make sure we are providing them in the most cost effective manner. More creativity is needed. The administration and department heads are being charged with the task of doing more with less, and we are working to do this with as little impact to the taxpayers as possible.

- We will continue to work with our partner agencies to spur economic development and help create new and better paying jobs.
 - This includes working in partnership with New York State and other local leaders to make sure that while protecting our environment we also make every effort to capitalize on the potential natural gas play that will result from the Marcellus Shale development.
- In order to spur economic development, the Executive's Office will continue to work to contain property taxes by pursuing more efficient operations within Broome County Government. These efforts will include but are not limited to:
 - Continue to enforce strict spending guidelines for all County departments.
 - Strongly advocate for additional consolidation/shared service opportunities.
 - Closely monitor all capital projects ensuring completion and quality.
 - Make sure all of our projects currently on the drawing board fit within the current economic model and will be sustainable both in the near future and decades from now.
 - Continue to push for improved efficiencies in all departments to improve performance and to reduce expenses.
 - Continue to create and push strategies that better market the Greater Binghamton region.

05000001 EXECUTIVE

<u>Title of Position</u>	<u>Grade/Unit</u>	<u>2009 Actuals</u>	<u>As of 9/1/2010 Current Authorized</u>	<u>2011 Requested</u>	<u>2011 Recommended</u>
FULL TIME					
County Executive	Elected	1	1	1	1
Deputy County Executive	K Admin	2	2	2	2
Director of Budget & Research	J Admin	1	1	0	0
Deputy Director of Budget & Research	C Admin	1	1	0	0
Executive Asst. to the County Executive (37.5/40)	22 Admin	2	2	2	2
Administrative Asst. to the County Executive (40)	22 Admin	1	1	1	1
Secretary to Deputy County Executive (40)	14 Admin	1	1	1	1
Secretary to Dir. Of Budget & Research (40)	14 Admin	<u>1</u>	<u>1</u>	<u>0</u>	<u>0</u>
Total Full-Time Positions		10	10	7	7
PART TIME					
Total Part-Time Positions		0	0	0	0
TOTAL POSITIONS		10	10	7	7

REPORT:BP032

BROOME COUNTY GOVERNMENT
 REVENUE AND APPROPRIATION SUMMARY
 BY DEPARTMENT

FUND 1010 General Operating
 DEPT 05000000 County Executive

Account	2009 Actuals	2010 Budget	2010 YTD Actuals As of 08/31/10	2011 Budget Requested	2011 Budget Recommended
0000002 Departmental Income					
5000332 INDIRECT COSTS CHARGEBACK	2,288,765	2,692,632	0	2,506,174	2,506,174
0000002 Departmental Income Total	2,288,765	2,692,632	0	2,506,174	2,506,174
0000007 Misc Interfund Revenues					
5000530 REFUNDS OF PRIOR YEARS EXPENDI	18,795	0	0	0	0
5000534 TRANSFER FROM INSURANCE RESERV	359	200	200	0	0
0000007 Misc Interfund Revenues Total	19,154	200	200	0	0
Rev Totals for Dept 05000000	2,307,919	2,692,832	200	2,506,174	2,506,174
0000010 Personal Service					
6001000 SALARIES FULL-TIME	633,547	670,337	384,654	472,330	472,330
6001002 SALARIES TEMPORARY	5,436	0	4,269	0	0
0000010 Personal Service Totals	638,983	670,337	388,923	472,330	472,330
0000040 Contractual Expenditures					
6004010 BOOKS AND SUBSCRIPTIONS	456	816	7	500	500
6004012 OFFICE SUPPLIES	4,957	5,234	1,549	3,800	3,800
6004030 FOOD AND BEVERAGES	1,331	730	485	600	600
6004046 GAS OIL GREASE AND DIESEL FUEL	162	105	100	75	75
6004048 MISC OPERATIONAL SUPPLIES	25	100	188	100	100
6004055 COMPUTER SOFTWARE AND SUPPLIES	155	1,200	0	500	500
6004100 POSTAGE AND FREIGHT	0	50	0	50	50
6004105 DUES AND MEMBERSHIPS	2,103	2,000	2,759	2,600	2,600
6004106 GENERAL OFFICE EXPENSES	606	350	126	250	250
6004138 OTHER OPERATIONAL EXPENSES	237	250	0	200	200
6004161 TRAVEL HOTEL AND MEALS	2,258	4,500	997	3,500	0
6004162 EDUCATION AND TRAINING	516	2,000	995	1,000	0
6004169 DAY TRIP MEAL REIMBURSEMENT	42	100	93	100	100
6004196 COPYING MACHINE RENTALS	630	2,000	426	3,000	3,000
6004203 INSURANCE CLAIMS	359	0	0	0	0
6004573 OTHER FEES FOR SERVICES	65,000	0	0	0	0
0000040 Contractual Expenditures Totals	78,837	19,435	7,725	16,275	11,775

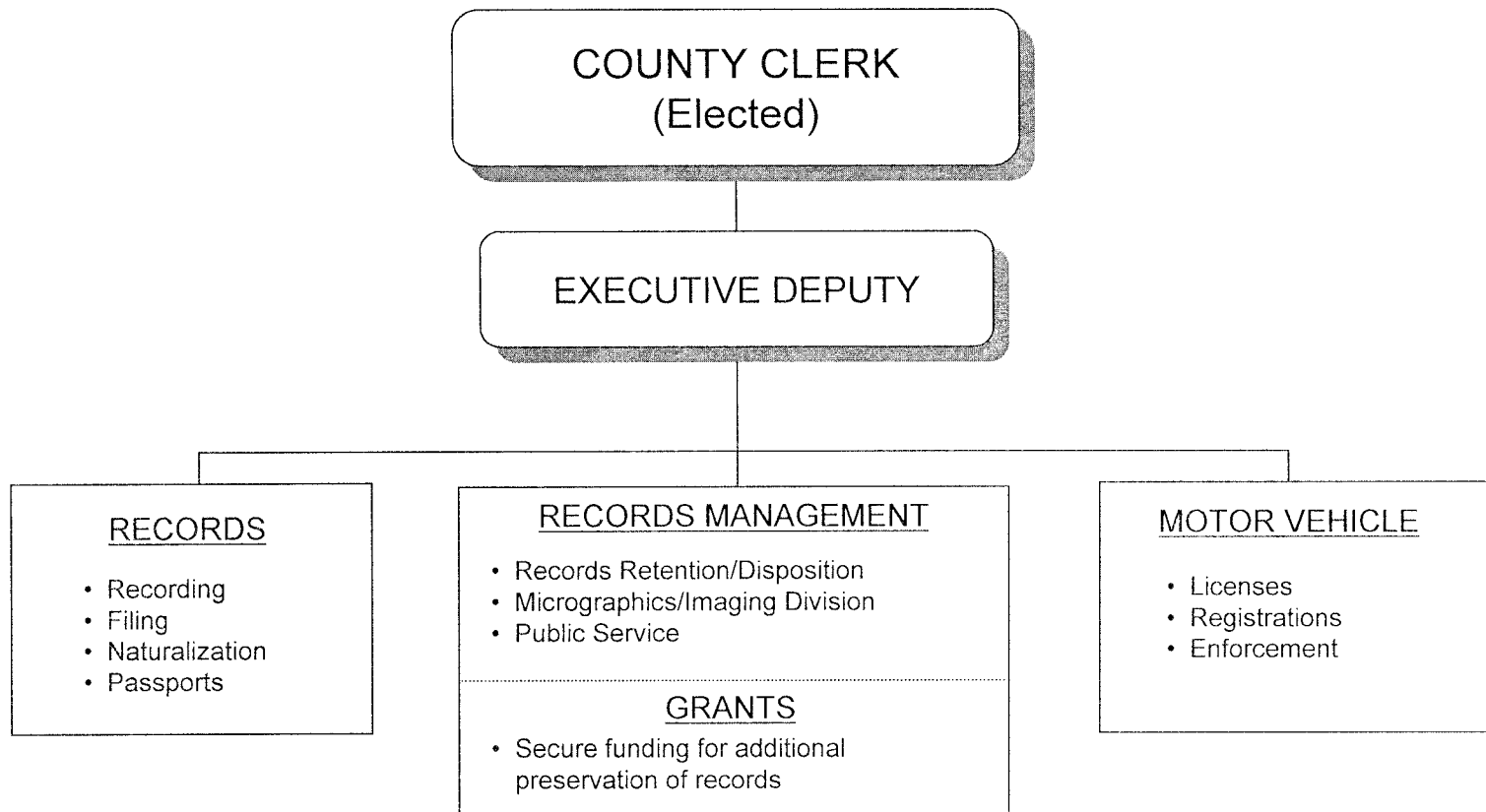
REPORT:BP032

BROOME COUNTY GOVERNMENT
REVENUE AND APPROPRIATION SUMMARY
BY DEPARTMENT

FUND 1010 General Operating
DEPT 05000000 County Executive

Account	2009 Actuals	2010 Budget	2010 YTD Actuals As of 08/31/10	2011 Budget Requested	2011 Budget Recommended
0000041 Chargeback Expenses					
6004602 INSURANCE PREMIUM CHARGEBACK	5,158	3,589	1,795	400	400
6004615 GASOLINE CHARGEBACK	1,445	1,950	762	1,029	1,029
6004616 FLEET SERVICE CHARGEBACK	4,479	6,627	6,627	0	0
6004626 TRANSPORTATION SERVICES CHARGE	0	2,605	2,605	6,809	6,809
0000041 Chargeback Expenses Totals	11,082	14,771	11,789	8,238	8,238
0000060 Principal on Indebtedness					
6006008 PRINCIPAL ON CAPITAL LEASE	1,050	0	0	0	0
0000060 Principal on Indebtedness Totals	1,050	0	0	0	0
0000070 Interest on Indebtedness					
6007005 INTEREST ON CAPITAL LEASE	25	0	0	0	0
0000070 Interest on Indebtedness Totals	25	0	0	0	0
0000080 Employee Benefits					
6008001 STATE RETIREMENT	49,151	74,407	36,412	85,019	85,019
6008002 SOCIAL SECURITY	47,009	51,281	28,620	36,134	36,134
6008004 WORKERS COMPENSATION	3,943	3,803	1,902	4,614	4,614
6008006 LIFE INSURANCE	189	192	117	135	135
6008007 HEALTH INSURANCE	86,589	101,360	60,364	72,146	72,146
6008009 RETIREE HEALTH INSURANCE	81,133	89,042	14,228	91,638	91,638
6008011 UNEMPLOYMENT INSURANCE	1,568	0	0	0	0
0000080 Employee Benefits Totals	269,582	320,085	141,643	289,686	289,686
Exp Totals for Dept 05000000	999,559	1,024,628	550,080	786,529	782,029
Total for Dept 05000000	1,308,360	1,668,204	-549,880	1,719,645	1,724,145

COUNTY CLERK



COUNTY CLERK**Main Office****MISSION STATEMENT**

The County Clerk's Office provides services for the efficient filing and recording of documents as required by the constitution and laws of New York State.

The County Clerk's Office is a multi-service government agency and acts as an agent for federal, state and local government. The office is one of only a few in New York State offering records for sale over the Internet.

DESCRIPTION

The County Clerk is an elected position serving a four-year term. The Clerk is the Chief Clerk of the Supreme Court and as such has the responsibility of filing both civil and criminal records. This office provides the necessary services for the efficient filing and recording of land record documents, lien filing, acceptance of passport applications and naturalization of citizens as required by the State of New York and the federal government.

2011 OBJECTIVES

Our major objective in 2011 is to continue our program of scanning court records with the goal of making them available online within the same search program used for deeds & mortgages. We hope to promote increased usage of the e-filing program for certain types of court actions.

2011 BUDGET HIGHLIGHTS

- The office revenues will continue to exceed expenses.
- Reduction of 1.5 staff positions.
- Increase internet fees and on-line subscription fees.

04010001

COUNTY CLERK/Records

<u>Title of Position</u>	<u>Grade/Unit</u>	<u>2009 Actuals</u>	<u>As of 9/1/2010 Current Authorized</u>	<u>2011 Requested</u>	<u>2011 Recommended</u>
FULL TIME					
County Clerk	Elected	1	1	1	1
Executive Deputy County Clerk	C Admin	1	1	1	1
Deputy County Clerk (40)	17 Admin	3	3	3	3
Paralegal (40)	15 Admin	1	1	1	1
Secretary to the County Clerk (40)	14 Admin	1	1	1	1
Senior Index Clerk (40)	9 CSEA	1	1	1	1
Index Clerk (40)	8 CSEA	<u>5</u>	<u>5</u>	<u>4</u>	<u>4</u>
Total Full-Time Positions		13	13	12	12
PART TIME					
Clerk	6 CSEA	<u>1</u>	<u>1</u>	<u>0</u>	<u>0</u>
Total Part-Time Positions		1	1	0	0
TOTAL POSITIONS		14	14	12	12

REPORT:BP033

BROOME COUNTY GOVERNMENT
REVENUE AND APPROPRIATION SUMMARY
BY DEPARTMENT AND DIVISION

FUND 1010 General Operating
DEPT 04000000 County Clerk
DIV 01

Account	2009 Actuals	2010 Budget	2010 YTD Actuals As of 08/31/10	2011 Budget Requested	2011 Budget Recommended
0000002 Departmental Income					
5000104 CLERK FEES	1,449,424	1,525,000	687,617	1,225,000	1,225,000
5000105 XEROX MACHINE	14,687	7,000	2,505	5,000	5,000
5000106 MORTGAGE TAX	296,445	319,348	183,105	331,123	331,123
5000220 REMOTE ACCESS CHARGE	46,792	50,000	30,788	60,000	60,000
5000426 MISCELLANEOUS	5,490	3,000	3,008	3,000	3,000
0000002 Departmental Income Totals	1,812,838	1,904,348	907,023	1,624,123	1,624,123
0000003 Use of Money					
5000451 INTEREST AND EARNINGS	705	1,000	325	750	750
0000003 Use of Money Totals	705	1,000	325	750	750
0000006 Sale of Prop and Comp for Loss					
5000518 SALE OF EQUIPMENT	1	0	0	0	0
0000006 Sale of Prop and Comp for Loss Totals	1	0	0	0	0
0000007 Misc Interfund Revenues					
5000530 REFUNDS OF PRIOR YEARS EXPENDI	3,037	0	135	0	0
5000534 TRANSFER FROM INSURANCE RESERV	0	1,650	1,650	0	0
0000007 Misc Interfund Revenues Totals	3,037	1,650	1,785	0	0
Rev Total for Div 0401	1,816,581	1,906,998	909,133	1,624,873	1,624,873
0000010 Personal Service					
6001000 SALARIES FULL-TIME	522,069	544,443	334,525	524,102	524,102
6001001 SALARIES PART-TIME	6,522	10,982	6,664	0	0
6001003 SALARIES OVERTIME	1,810	1,890	394	0	0
0000010 Personal Service Totals	530,401	557,315	341,583	524,102	524,102
0000040 Contractual Expenditures					
6004010 BOOKS AND SUBSCRIPTIONS	133	750	199	250	250

BROOME COUNTY GOVERNMENT
 REVENUE AND APPROPRIATION SUMMARY
 BY DEPARTMENT AND DIVISION

FUND 1010 General Operating
 DEPT 04000000 County Clerk
 DIV 01

Account	2009 Actuals	2010 Budget	2010 YTD Actuals As of 08/31/10	2011 Budget Requested	2011 Budget Recommended
6004011 DUPLICATING AND PRINTING RM SU	317	200	0	0	0
6004012 OFFICE SUPPLIES	11,587	9,000	3,795	7,500	7,500
6004030 FOOD AND BEVERAGES	208	260	134	300	300
6004041 PHOTOGRAPHIC SUPPLIES	647	1,250	492	250	250
6004055 COMPUTER SOFTWARE AND SUPPLIES	282	0	0	0	0
6004100 POSTAGE AND FREIGHT	0	450	410	625	625
6004105 DUES AND MEMBERSHIPS	330	480	450	0	0
6004106 GENERAL OFFICE EXPENSES	5,632	13,175	414	0	0
6004117 BUILDING AND GROUNDS EXPENSES	0	250	0	250	250
6004160 MILEAGE AND PARKING-LOCAL	80	250	120	0	0
6004161 TRAVEL HOTEL AND MEALS	174	1,500	503	0	0
6004162 EDUCATION AND TRAINING	0	300	198	0	0
6004168 OTHER PERSONAL EXPENSES	52	0	0	0	0
6004192 SOFTWARE MAINTENANCE	51,836	49,922	41,862	49,882	49,882
6004193 HARDWARE MAINTENANCE	9,986	10,501	7,484	9,503	9,503
6004195 HARDWARE RENTAL	0	0	4,132	5,301	5,301
6004196 COPYING MACHINE RENTALS	2,411	3,250	1,863	3,483	3,483
6004200 PROPERTY LOSS	0	1,650	1,211	0	0
0000040 Contractual Expenditures Totals	83,675	93,188	63,267	77,344	77,344
0000041 Chargeback Expenses					
6004602 INSURANCE PREMIUM CHARGEBACK	4,290	2,654	1,327	2,364	2,364
6004604 DPW SECURITY CHARGEBACKS	9,340	10,486	5,243	10,137	10,137
0000041 Chargeback Expenses Totals	13,630	13,140	6,570	12,501	12,501
0000060 Principal on Indebtedness					
6006008 PRINCIPAL ON CAPITAL LEASE	967	0	0	0	0
0000060 Principal on Indebtedness Totals	967	0	0	0	0
0000070 Interest on Indebtedness					
6007005 INTEREST ON CAPITAL LEASE	221	0	0	0	0
0000070 Interest on Indebtedness Totals	221	0	0	0	0
0000080 Employee Benefits					
6008001 STATE RETIREMENT	40,661	61,862	31,526	94,065	94,065
6008002 SOCIAL SECURITY	38,826	42,637	24,874	39,976	39,976
6008004 WORKERS COMPENSATION	12,858	12,233	6,116	16,472	16,472

REPORT:BP033

BROOME COUNTY GOVERNMENT
REVENUE AND APPROPRIATION SUMMARY
BY DEPARTMENT AND DIVISION

FUND 1010 General Operating
DEPT 04000000 County Clerk
DIV 01

Account	2009 Actuals	2010 Budget	2010 YTD Actuals As of 08/31/10	2011 Budget Requested	2011 Budget Recommended
6008006 LIFE INSURANCE	246	250	166	228	228
6008007 HEALTH INSURANCE	105,287	119,418	70,414	113,044	113,044
6008009 RETIREE HEALTH INSURANCE	85,389	92,533	16,277	107,113	107,113
6008010 DISABILITY INSURANCE	763	903	494	645	645
6008011 UNEMPLOYMENT INSURANCE	3,480	0	0	0	0
0000080 Employee Benefits Totals	287,510	329,836	149,867	371,543	371,543
Exp Total for Div 0401	916,404	993,479	561,287	985,490	985,490
Total for Div 0401	900,177	913,519	347,846	639,383	639,383

COUNTY CLERK

Motor Vehicles

MISSION STATEMENT

The Broome County Department of Motor Vehicles is a multi-service agency committed to acting as a liaison in fulfilling the legal responsibilities of NYS Department of Motor Vehicles and the Federal government, while serving the residents of Broome County in a courteous and timely manner.

DESCRIPTION

For 2011, the Department of Motor Vehicles will consolidate to 2 offices serving the public:

- (1) 181 Clinton Street, Binghamton
- (2) 124 Washington Avenue, Endicott

Mandated cutbacks have forced the closing of our Mobile Offices in Whitney Point & Conklin and the one-person office in the County Office Building.

The two offices may be asked to process as many as 800 customers a day, occasionally 900!

2011 OBJECTIVES

We will be utilizing our website and phone system more than in the past in order to educate the public and disseminate information concerning a variety of inquiries.

We continue to strive to serve the public in a courteous and timely manner. With regulations changing continually, we are always working to keep staff up to date on state and federal regulations in order to provide consistent and accurate information to the public.

2011 BUDGET HIGHLIGHTS

- We will continue to educate the public with regard to the Enhanced Driver License/Non-Driver ID option
- A long term solution needs to be found with regards to customer parking at our Clinton Street office.
- We will be working with our staff in an attempt to continue improving in the areas of consistent and accurate information.
- Saturday service will be reduced to one location.
- Elimination of 4 Part-time previously authorized positions.
- Both Dealer Hotline and the Public Hotline will be discontinued and pickup of Dealer Work will be discontinued.
- Competition from the NYS DMV via internet transactions will continue to erode our revenue stream.

04020001

COUNTY CLERK/Motor Vehicles

<u>Title of Position</u>	<u>Grade/Unit</u>	<u>2009 Actuals</u>	<u>As of 9/1/2010 Current Authorized</u>	<u>2011 Requested</u>	<u>2011 Recommended</u>
FULL TIME					
Principal Motor Vehicle Clerk (40)	11 CSEA	1	1	1	1
Senior Motor Vehicle Clerk (40)	9 CSEA	3	3	3	3
Motor Vehicle Clerk (40)	8 CSEA	<u>9</u>	<u>9</u>	<u>9</u>	<u>9</u>
Total Full-Time Positions		13	13	13	13
PART TIME					
Motor Vehicle Clerk (Part-time)	8 CSEA	<u>10</u>	<u>10</u>	<u>7</u>	<u>7</u>
Total Part-Time Positions		10	10	7	7
TOTAL POSITIONS		23	23	20	20

REPORT:BP033

BROOME COUNTY GOVERNMENT
 REVENUE AND APPROPRIATION SUMMARY
 BY DEPARTMENT AND DIVISION

FUND 1010 General Operating
 DEPT 04000000 County Clerk
 DIV 02

Account	2009 Actuals	2010 Budget	2010 YTD Actuals As of 08/31/10	2011 Budget Requested	2011 Budget Recommended
0000002 Departmental Income					
5000107 MOTOR VEHICLE	2,203,310	2,319,220	1,409,341	2,320,000	2,320,000
5000108 COLLECTION OF SALES TAX	17,280	18,000	10,012	18,000	18,000
5000426 MISCELLANEOUS	1,089	0	443	12,180	12,180
0000002 Departmental Income Totals	2,221,679	2,337,220	1,419,796	2,350,180	2,350,180
0000003 Use of Money					
5000451 INTEREST AND EARNINGS	97	0	203	400	400
0000003 Use of Money Totals	97	0	203	400	400
Rev Total for Div 0402	2,221,776	2,337,220	1,419,999	2,350,580	2,350,580
0000010 Personal Service					
6001000 SALARIES FULL-TIME	405,269	432,660	260,945	436,103	436,103
6001001 SALARIES PART-TIME	140,667	138,442	82,363	110,392	110,392
6001003 SALARIES OVERTIME	19,479	21,944	12,076	4,425	4,425
0000010 Personal Service Totals	565,415	593,046	355,384	550,920	550,920
0000040 Contractual Expenditures					
6004010 BOOKS AND SUBSCRIPTIONS	940	905	920	711	711
6004012 OFFICE SUPPLIES	5,493	7,750	2,297	8,100	8,100
6004021 BLDG MAINTENANCE SUPPLIES	0	500	111	250	250
6004022 FUEL AND HEATING SUPPLIES	4,674	7,775	3,351	6,000	6,000
6004023 BLDG AND GROUNDS SUPPLIES	0	900	0	700	700
6004106 GENERAL OFFICE EXPENSES	1,363	1,834	631	2,160	2,160
6004111 BUILDING AND LAND RENTAL	52,011	54,718	30,652	52,907	52,907
6004113 WATER AND SEWAGE CHARGES	670	625	424	740	740
6004115 ELECTRIC CURRENT	14,850	13,975	7,361	14,679	14,679
6004117 BUILDING AND GROUNDS EXPENSES	13,769	17,057	10,338	17,070	17,070
6004160 MILEAGE AND PARKING-LOCAL	587	1,558	234	500	500
6004161 TRAVEL HOTEL AND MEALS	140	800	0	0	0
6004162 EDUCATION AND TRAINING	0	300	0	0	0
6004196 COPYING MACHINE RENTALS	0	0	275	660	660
0000040 Contractual Expenditures Totals	94,497	108,697	56,594	104,477	104,477

REPORT:BP033

BROOME COUNTY GOVERNMENT
REVENUE AND APPROPRIATION SUMMARY
BY DEPARTMENT AND DIVISION

FUND 1010 General Operating
DEPT 04000000 County Clerk
DIV 02

Account	2009 Actuals	2010 Budget	2010 YTD Actuals As of 08/31/10	2011 Budget Requested	2011 Budget Recommended
0000041 Chargeback Expenses					
6004602 INSURANCE PREMIUM CHARGEBACK	1,459	730	365	726	726
6004604 DPW SECURITY CHARGEBACKS	9,348	18,932	9,466	14,709	14,709
6004614 OTHER CHARGEBACK EXPENSES	160	0	0	0	0
6004615 GASOLINE CHARGEBACK	635	802	538	603	603
6004616 FLEET SERVICE CHARGEBACK	2,239	2,209	2,209	0	0
0000041 Chargeback Expenses Totals	13,841	22,673	12,578	16,038	16,038
0000080 Employee Benefits					
6008001 STATE RETIREMENT	41,347	67,468	31,685	99,167	99,167
6008002 SOCIAL SECURITY	41,279	46,754	25,361	42,144	42,144
6008004 WORKERS COMPENSATION	0	3,914	1,958	4,095	4,095
6008006 LIFE INSURANCE	307	307	205	304	304
6008007 HEALTH INSURANCE	100,034	110,554	66,487	112,258	112,258
6008009 RETIREE HEALTH INSURANCE	49,875	54,795	8,751	53,749	53,749
6008010 DISABILITY INSURANCE	2,043	2,063	1,318	2,064	2,064
6008011 UNEMPLOYMENT INSURANCE	1,297	0	0	0	0
0000080 Employee Benefits Totals	236,182	285,855	135,765	313,781	313,781
Exp Total for Div 0402	909,935	1,010,271	560,321	985,216	985,216
Total for Div 0402	1,311,841	1,326,949	859,678	1,365,364	1,365,364

COUNTY CLERK

Records Management

MISSION STATEMENT

To systematically effect the efficient administration of Broome County records in accordance with relevant regulations, by carefully balancing value, use, security, and cost.

DESCRIPTION

The Records Management Division provides practical guidance and expertise to departments in the following capacities:

- Determine retention and disposition of records.
- Review of requests for records storage and equipment.
- Coordinate all imaging/micrographics projects for all County Departments
- Ensure compliance with state and federal retention guidelines.

The Records Management Center is located at 161 Jensen Road in Vestal. The Records Center houses all inactive County records, all original reels of microfilm and CD's, all Information Technology computer back-up, as well as housing the Records Management offices, personnel & imaging/micrographics center.

When fully staffed, our Imaging/Micrographics Division has the capacity to operate 4 scanners, 2 quality control stations, 1 planetary camera & a Document Archive writer. The technology allows the department to scan County projects/record series & return all information on CDs or microfilm, as needed to satisfy all NYS Archive requirements & each department's specific needs.

2011 OBJECTIVES

Our major objective in 2011 is to continue to promote the reduction in the volume of paper records maintained by County Departments while providing each department with efficient retrieval and safe retention of their valuable documents. To that end in 2008 the Broome County Legislature approved the installation of dark fiber between the County Office Building and the Broome County Records Center, which will provide the added security of the County IT back up systems to all scanning projects at the Records Center. This new fiber connection also provides a much faster, reliable connection to the County departments and will be the first step in upgrading our software and accessibility to all County departments.

2011 BUDGET HIGHLIGHTS

For 2011, the Records Management Division will be devoted to storing and retrieving records, disposing of records per the NYS disposal schedule.

Mandated budget reductions will see the staff go from 4 to 2 employees.

The Records Manager will continue to review and recommend the most efficient and effective ways to keep our records and will advise all departments during the year. No new scanning projects will be started during 2011 and existing projects will be suspended.

04030001

COUNTY CLERK/Records Center - Vestal

<u>Title of Position</u>	<u>Grade/Unit</u>	<u>2009 Actuals</u>	<u>As of 9/1/2010 Current Authorized</u>	<u>2011 Requested</u>	<u>2011 Recommended</u>
FULL TIME					
Records Management Officer (40)	18 Admin	1	1	1	1
Sr. Records Clerk (40)	9 CSEA	1	1	1	1
Records Clerk (40)	7 CSEA	1	1	0	0
Clerk (40)	6 CSEA	<u>1</u>	<u>1</u>	<u>0</u>	<u>0</u>
Total Full-Time Positions		4	4	2	2
PART TIME					
Total Part-Time Positions		0	0	0	0
TOTAL POSITIONS		4	4	2	2

REPORT:BP033

BROOME COUNTY GOVERNMENT
 REVENUE AND APPROPRIATION SUMMARY
 BY DEPARTMENT AND DIVISION

FUND 1010 General Operating
 DEPT 0400000 County Clerk
 DIV 03

Account	2009 Actuals	2010 Budget	2010 YTD Actuals As of 08/31/10	2011 Budget Requested	2011 Budget Recommended
0000002 Departmental Income					
5000426 MISCELLANEOUS	384	100	0	100	100
0000002 Departmental Income Totals	384	100	0	100	100
Rev Total for Div 0403	384	100	0	100	100
0000010 Personal Service					
6001000 SALARIES FULL-TIME	136,278	142,177	85,974	86,457	86,457
0000010 Personal Service Totals	136,278	142,177	85,974	86,457	86,457
0000040 Contractual Expenditures					
6004011 DUPLICATING AND PRINTING RM SU	0	360	0	360	360
6004012 OFFICE SUPPLIES	1,296	1,500	669	1,500	1,500
6004022 FUEL AND HEATING SUPPLIES	1,714	7,500	2,218	5,000	5,000
6004023 BLDG AND GROUNDS SUPPLIES	0	500	0	500	500
6004030 FOOD AND BEVERAGES	66	0	0	0	0
6004041 PHOTOGRAPHIC SUPPLIES	2,004	3,000	0	3,000	3,000
6004055 COMPUTER SOFTWARE AND SUPPLIES	1,200	2,000	0	2,000	2,000
6004100 POSTAGE AND FREIGHT	8	100	0	50	50
6004105 DUES AND MEMBERSHIPS	60	100	60	0	0
6004106 GENERAL OFFICE EXPENSES	1,539	3,000	226	2,000	2,000
6004111 BUILDING AND LAND RENTAL	44,851	47,000	45,973	47,000	47,000
6004113 WATER AND SEWAGE CHARGES	206	440	219	400	400
6004115 ELECTRIC CURRENT	4,715	6,987	3,504	6,987	6,987
6004117 BUILDING AND GROUNDS EXPENSES	3,284	3,180	1,940	3,180	3,180
6004160 MILEAGE AND PARKING-LOCAL	0	500	0	200	200
6004161 TRAVEL HOTEL AND MEALS	1,144	1,200	570	0	0
6004162 EDUCATION AND TRAINING	80	200	25	0	0
6004169 DAY TRIP MEAL REIMBURSEMENT	8	0	0	0	0
6004193 HARDWARE MAINTENANCE	2,084	4,175	1,200	4,175	4,175
6004195 HARDWARE RENTAL	12,480	12,480	7,280	12,480	12,480
6004196 COPYING MACHINE RENTALS	932	1,100	578	1,100	1,100
0000040 Contractual Expenditures Totals	77,671	95,322	64,462	89,932	89,932
0000080 Employee Benefits					

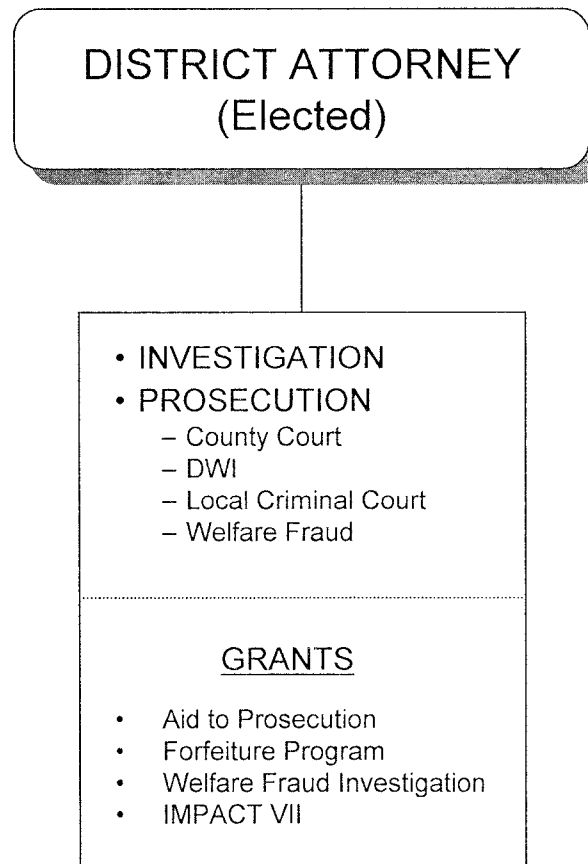
REPORT:BP033

BROOME COUNTY GOVERNMENT
REVENUE AND APPROPRIATION SUMMARY
BY DEPARTMENT AND DIVISION

FUND 1010 General Operating
DEPT 04000000 County Clerk
DIV 03

Account	2009 Actuals	2010 Budget	2010 YTD Actuals As of 08/31/10	2011 Budget Requested	2011 Budget Recommended
6008001 STATE RETIREMENT	10,115	16,212	7,789	15,563	15,563
6008002 SOCIAL SECURITY	9,987	11,173	6,240	6,614	6,614
6008006 LIFE INSURANCE	77	77	51	38	38
6008007 HEALTH INSURANCE	25,173	27,212	16,941	22,622	22,622
6008009 RETIREE HEALTH INSURANCE	13,500	16,591	981	6,473	6,473
6008010 DISABILITY INSURANCE	388	387	247	129	129
0000080 Employee Benefits Totals	59,240	71,652	32,249	51,439	51,439
Exp Total for Div 0403	273,189	309,151	182,685	227,828	227,828
Total for Div 0403	-272,805	-309,051	-182,685	-227,728	-227,728
Total for Dept 04000000	1,939,213	1,931,417	1,024,839	1,777,019	1,777,019

DISTRICT ATTORNEY



DISTRICT ATTORNEY

MISSION STATEMENT

To represent the People of the State of New York and Broome County fairly and effectively in all criminal proceedings in Broome County.

DESCRIPTION

The Broome County District Attorney's Office represents the People of the State of New York in all criminal proceedings, which include traffic and penal law violations, misdemeanors, and felonies. In each case, the prosecution must (1) determine what happened by gathering the facts and evidence; (2) determine what criminal offenses, if any, were committed; (3) if criminal offenses were committed, decide whether criminal prosecution is warranted, and (4) if prosecution is warranted, insure that prosecution is conducted fairly and competently.

2011 OBJECTIVES

In the face of reduced or static funding from grant funding sources (STOP DWI, Aid to Prosecution and IMPACT), the most important objective is to provide for adequate personnel and funding for the Office of the District Attorney to be able to competently:

- Perform the basic investigation and prosecution functions of the office.
- Prosecute the significant number of pending cases involving violence related to gang activity and drug trafficking.
- Continue to provide prosecution service to the increased (and still increasing) number of specialized court and criminal justice programs, such as Drug Court, Domestic Violence Court, Integrated Domestic Violence Court and Road to Recovery, as well as for litigation related to the Sex Offender Registration Act

(SORA) classifications. Leandra's Law becomes effective on August 15, 2010, once again requiring additional services from the Office of the District Attorney (being the monitor of the Broome County Ignition Interlock Program), without providing any additional NYS funding. A new Mental Health Court, which would require additional court time from a prosecutor, is in the planning stage.

2011 BUDGET HIGHLIGHTS

- Maintain funding for current personnel.
- Provide funding for purchase of upgraded mobile communication devices, required by federal legislation.
- Provide adequate funding for essential prosecution services, including increased stenographic expenses, witness and travel expenses associated with the prosecution of pending cases, in particular for expert witnesses and out-of-state witnesses, and to maintain our current computer legal research capability.

06000001 DISTRICT ATTORNEY

<u>Title of Position</u>	<u>Grade/Unit</u>	<u>2009 Actuals</u>	<u>As of 9/1/2010 Current Authorized</u>	<u>2011 Requested</u>	<u>2011 Recommended</u>
FULL TIME					
District Attorney	Elected	1	1	1	1
Senior Assistant District Attorney	AT-3	5	5	5	5
Assistant District Attorney II	AT-2	5	5	5	5
Assistant District Attorney I	AT-1	4	4	4	4
Chief Investigator - DA	27 Admin	1	1	1	1
Administrative Assistant to the DA	22 Admin	1	1	1	1
Investigator - DA	22 Admin	3	3	3	3
Paralegal	15 Admin	1	1	1	1
Secretary	13 CSEA	3	3	3	3
Keyboard Specialist	8 CSEA	<u>5</u>	<u>5</u>	<u>5</u>	<u>4</u>
Total Full-Time Positions		29	29	29	28
PART TIME					
Total Part-Time Positions		0	0	0	0
TOTAL POSITIONS		29	29	29	28

REPORT:BP033

BROOME COUNTY GOVERNMENT
REVENUE AND APPROPRIATION SUMMARY
BY DEPARTMENT AND DIVISION

FUND 1010 General Operating
DEPT 06000000 District Attorney
DIV 00

Account	2009 Actuals	2010 Budget	2010 YTD Actuals As of 08/31/10	2011 Budget Requested	2011 Budget Recommended
0000002 Departmental Income					
5000333 OTHER DEPARTMENTAL CHARGEBACK	40,000	40,000	14,835	55,000	55,000
5000428 OTHER CHARGES	31,198	84,746	43,973	82,227	82,227
0000002 Departmental Income Totals	71,198	124,746	58,808	137,227	137,227
0000005 Fines and Forfeitures					
5000501 (A2625) FORFEITURE OF CRIME PR	0	50,000	0	50,000	50,000
0000005 Fines and Forfeitures Totals	0	50,000	0	50,000	50,000
0000007 Misc Interfund Revenues					
5000530 REFUNDS OF PRIOR YEARS EXPENDI	38,744	0	0	0	0
5000534 TRANSFER FROM INSURANCE RESERV	499	0	0	0	0
0000007 Misc Interfund Revenues Totals	39,243	0	0	0	0
0000008 State Aid					
5000801 DISTRICT ATTORNEY'S SALARY	43,867	49,528	0	49,528	49,528
5000817 CAREER CRIMINAL PROSECUTION	13,322	0	0	0	0
0000008 State Aid Totals	57,189	49,528	0	49,528	49,528
Rev Total for Div 0600	167,630	224,274	58,808	236,755	236,755
0000010 Personal Service					
6001000 SALARIES FULL-TIME	1,635,818	1,679,270	1,035,946	1,670,117	1,643,874
0000010 Personal Service Totals	1,635,818	1,679,270	1,035,946	1,670,117	1,643,874
0000020 Equipment and Capital Outlay					
6002706 COMMUNICATIONS EQUIPMENT	0	0	0	4,000	4,000
0000020 Equipment and Capital Outlay Totals	0	0	0	4,000	4,000

REPORT:BP033

BROOME COUNTY GOVERNMENT
 REVENUE AND APPROPRIATION SUMMARY
 BY DEPARTMENT AND DIVISION

FUND 1010 General Operating
 DEPT 06000000 District Attorney
 DIV 00

Account	2009 Actuals	2010 Budget	2010 YTD Actuals As of 08/31/10	2011 Budget Requested	2011 Budget Recommended
0000040 Contractual Expenditures					
6004010 BOOKS AND SUBSCRIPTIONS	21,139	17,000	12,206	17,000	17,000
6004012 OFFICE SUPPLIES	17,607	18,000	14,832	18,000	18,000
6004022 FUEL AND HEATING SUPPLIES	10,105	0	0	0	0
6004030 FOOD AND BEVERAGES	113	0	0	0	0
6004041 PHOTOGRAPHIC SUPPLIES	0	400	0	400	400
6004046 GAS OIL GREASE AND DIESEL FUEL	1,133	1,400	667	1,000	1,000
6004048 MISC OPERATIONAL SUPPLIES	0	0	162	0	0
6004055 COMPUTER SOFTWARE AND SUPPLIES	944	0	0	0	0
6004056 COMPUTER EQUIPMENT(NON CAPITAL)	0	0	763	0	0
6004100 POSTAGE AND FREIGHT	1,442	2,000	1,051	2,000	2,000
6004105 DUES AND MEMBERSHIPS	1,150	2,225	2,275	2,225	2,225
6004106 GENERAL OFFICE EXPENSES	6,213	5,500	6,977	5,500	5,500
6004111 BUILDING AND LAND RENTAL	0	131,320	131,320	94,490	94,490
6004115 ELECTRIC CURRENT	17,894	0	0	0	0
6004117 BUILDING AND GROUNDS EXPENSES	12,577	3,000	0	0	0
6004131 PHOTOGRAPHIC EXPENSES	804	1,200	172	1,200	1,200
6004138 OTHER OPERATIONAL EXPENSES	8	0	496	0	0
6004146 SUBCONTRACTED PROGRAM EXPENSE	8,000	10,000	6,000	8,000	8,000
6004160 MILEAGE AND PARKING-LOCAL	7,594	6,000	2,374	6,000	6,000
6004161 TRAVEL HOTEL AND MEALS	7,447	9,000	2,128	9,000	9,000
6004162 EDUCATION AND TRAINING	1,074	6,000	200	6,000	6,000
6004164 NON-EMPLOYEE TRAVEL HOTEL & ME	13,488	20,000	4,311	15,000	15,000
6004168 OTHER PERSONAL EXPENSES	176	200	240	200	200
6004169 DAY TRIP MEAL REIMBURSEMENT	16	0	0	0	0
6004196 COPYING MACHINE RENTALS	5,519	7,300	4,585	7,300	7,300
6004200 PROPERTY LOSS	499	0	544	0	0
6004402 LAB SERVICES	0	3,000	689	2,000	2,000
6004536 WITNESS EXPENSES	33,407	35,000	19,137	35,000	35,000
6004537 INVESTIGATIONS EXPENSES	3,590	6,000	2,000	6,000	6,000
6004541 STENOGRAPHIC SERVICES	86,371	75,000	51,444	75,000	75,000
6004591 CASH SHORT AND OVER	4	0	0	0	0
0000040 Contractual Expenditures Totals	258,314	359,545	264,573	311,315	311,315
0000041 Chargeback Expenses					
6004602 INSURANCE PREMIUM CHARGEBACK	19,235	8,201	4,101	3,240	3,240
6004615 GASOLINE CHARGEBACK	2,417	3,597	1,572	1,516	1,516
6004616 FLEET SERVICE CHARGEBACK	8,958	8,836	8,836	0	0
6004626 TRANSPORTATION SERVICES CHARGE	0	2,605	2,605	6,809	6,809
0000041 Chargeback Expenses Totals	30,610	23,239	17,114	11,565	11,565

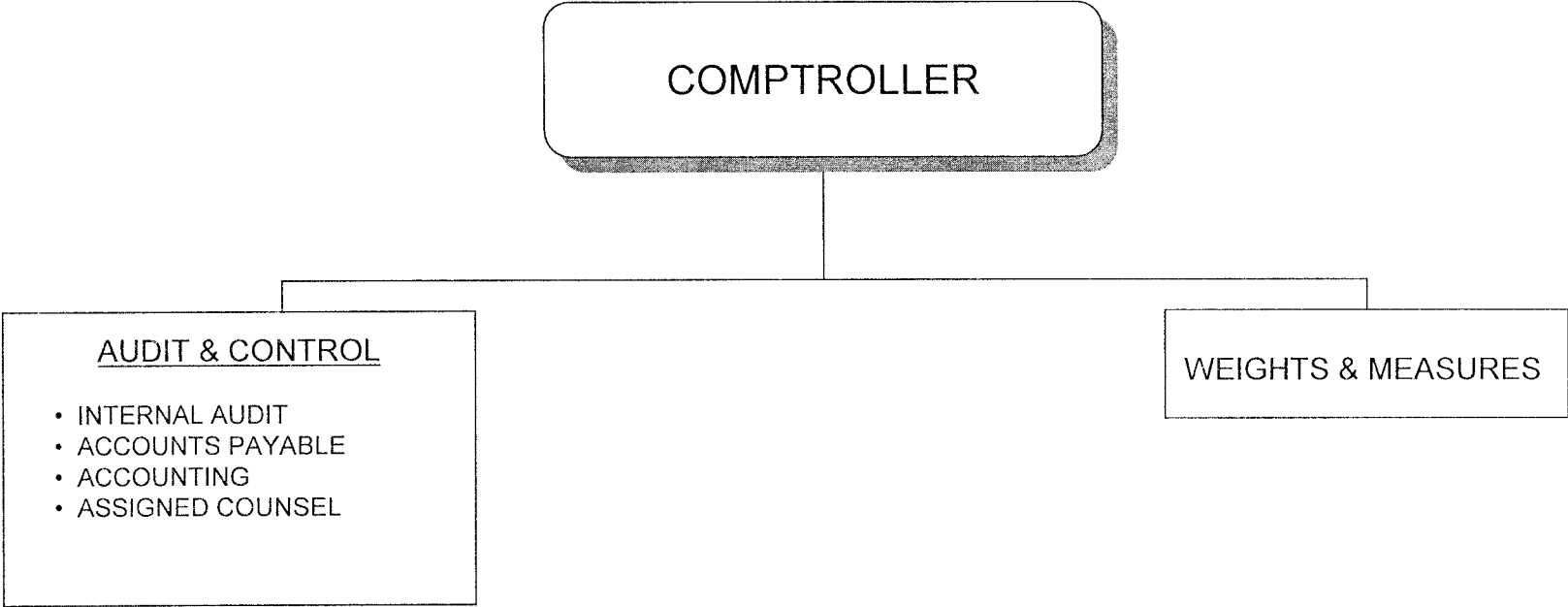
REPORT:BP033

BROOME COUNTY GOVERNMENT
REVENUE AND APPROPRIATION SUMMARY
BY DEPARTMENT AND DIVISION

FUND 1010 General Operating
DEPT 06000000 District Attorney
DIV 00

Account	2009 Actuals	2010 Budget	2010 YTD Actuals As of 08/31/10	2011 Budget Requested	2011 Budget Recommended
0000060 Principal on Indebtedness					
6006008 PRINCIPAL ON CAPITAL LEASE	50,998	0	0	0	0
0000060 Principal on Indebtedness Totals	50,998	0	0	0	0
0000070 Interest on Indebtedness					
6007005 INTEREST ON CAPITAL LEASE	83,220	0	0	0	0
0000070 Interest on Indebtedness Totals	83,220	0	0	0	0
0000080 Employee Benefits					
6008001 STATE RETIREMENT	119,634	185,256	93,767	301,059	296,335
6008002 SOCIAL SECURITY	119,332	126,509	76,156	126,784	124,776
6008004 WORKERS COMPENSATION	13,771	16,631	8,316	17,856	17,856
6008006 LIFE INSURANCE	542	557	370	557	538
6008007 HEALTH INSURANCE	223,369	265,582	156,390	265,442	249,598
6008009 RETIREE HEALTH INSURANCE	20,668	22,736	3,629	23,952	23,952
6008010 DISABILITY INSURANCE	1,032	1,032	649	1,032	903
6008011 UNEMPLOYMENT INSURANCE	1,958	0	0	0	0
0000080 Employee Benefits Totals	500,306	618,303	339,277	736,682	713,958
0000090 Transfers					
6009002 TRANSFER TO GRANT FUND	151,385	158,280	0	175,609	175,609
0000090 Transfers Totals	151,385	158,280	0	175,609	175,609
Exp Total for Div 0600	2,710,651	2,838,637	1,656,910	2,909,288	2,860,321
Total for Div 0600	-2,543,021	-2,614,363	-1,598,102	-2,672,533	-2,623,566
Total for Dept 06000000	-2,543,021	-2,614,363	-1,598,102	-2,672,533	-2,623,566

AUDIT AND CONTROL



AUDIT & CONTROL

MISSION STATEMENT

To provide professional internal auditing services, in accordance with applicable professional standards, to the County of Broome. To help the organization identify and control business risks. To help insure that the County's resources are used in an ethical, effective, and efficient manner and that assets are adequately safeguarded. To insure that all County bank accounts are reconciled in a proper and timely manner. To provide the final review and approval of all disbursements of County funds, and to do so in a fair, efficient and expeditious manner. To administer and provide oversight relative to the disbursement of funds for the provision of indigent defense services in Broome County (except in cases where such services are provided directly by the Broome County Public Defender's Office).

DESCRIPTION

The Audit and Control Division of the Department of Audit and Control performs audits of various programs, departments, agencies, etc; reconciles all of the County's bank accounts; pays all of the County's bills and administers the County's assigned counsel program.

2011 OBJECTIVES

- Administer control self assessment process with County departments, contract agencies, and libraries.
- Provide instructional materials for departments in accounts payable and internal controls.
- Maintain compliance with continuing education and training standards promulgated by the Comptroller General of the United States.
- Pay all instruments received within one cycle of receipt.
- Reconcile all bank accounts within 30 days of receipt of statement.
- Use internal audit resources to help the County identify and mitigate business risks.

01010001 AUDIT AND CONTROL

<u>Title of Position</u>	<u>Grade/Unit</u>	<u>2009 Actuals</u>	<u>As of 9/1/2010 Current Authorized</u>	<u>2011 Requested</u>	<u>2011 Recommended</u>
FULL TIME					
Comptroller	J Admin	1	1	1	1
Secretary to the Comptroller	14 Admin	1	1	1	1
Internal Auditor/Trainee	21/19 CSEA	2	2	4	4
Accountant (County)	16 CSEA	1	1	1	1
Accounts Payable Auditors	15 CSEA	<u>3</u>	<u>3</u>	<u>0</u>	<u>0</u>
Total Full-Time Positions		8	8	7	7
PART TIME					
Secretary	14 Admin	<u>1</u>	<u>1</u>	<u>1</u>	<u>1</u>
Total Part-Time Positions		1	1	1	1
TOTAL POSITIONS		9	9	8	8

REPORT:BP033

BROOME COUNTY GOVERNMENT
REVENUE AND APPROPRIATION SUMMARY
BY DEPARTMENT AND DIVISION

FUND 1010 General Operating
DEPT 0100000 Audit and Control
DIV 01

Account	2009 Actuals	2010 Budget	2010 YTD Actuals As of 08/31/10	2011 Budget Requested	2011 Budget Recommended
0000002 Departmental Income					
5000330 SINGLE AUDIT CHARGEBACK	51,823	48,855	0	50,000	50,000
0000002 Departmental Income Totals	51,823	48,855	0	50,000	50,000
0000008 State Aid					
5000802 INDIGENT PAROLEES	4,976	0	0	0	0
5000810 COURT ASSIGNED ATTORNEYS	945,276	976,942	870,355	900,000	900,000
0000008 State Aid Totals	950,252	976,942	870,355	900,000	900,000
Rev Total for Div 0101	1,002,075	1,025,797	870,355	950,000	950,000
0000010 Personal Service					
6001000 SALARIES FULL-TIME	365,051	411,942	249,019	363,960	363,960
6001001 SALARIES PART-TIME	31,771	33,228	19,548	33,168	33,168
6001002 SALARIES TEMPORARY	15,762	2,802	4,455	0	0
0000010 Personal Service Totals	412,584	447,972	273,022	397,128	397,128
0000040 Contractual Expenditures					
6004010 BOOKS AND SUBSCRIPTIONS	703	400	252	400	400
6004012 OFFICE SUPPLIES	2,315	1,200	812	1,200	1,200
6004055 COMPUTER SOFTWARE AND SUPPLIES	0	1,000	0	500	500
6004100 POSTAGE AND FREIGHT	0	60	0	60	60
6004105 DUES AND MEMBERSHIPS	805	790	869	790	790
6004106 GENERAL OFFICE EXPENSES	0	1,440	0	0	0
6004160 MILEAGE AND PARKING-LOCAL	164	500	136	500	500
6004161 TRAVEL HOTEL AND MEALS	3,248	1,500	1,459	500	0
6004162 EDUCATION AND TRAINING	1,534	3,500	1,920	1,500	0
6004501 AUDIT FEES	181,800	185,709	180,550	191,280	191,280
6004539 COURT ASSIGNED ATTORNEY-PUBLIC	1,140,408	1,355,000	764,168	1,355,000	1,355,000
6004540 COURT ASSIGNED ATTORNEY-FAMILY	1,539,461	955,000	888,487	955,000	955,000
0000040 Contractual Expenditures Totals	2,870,438	2,506,099	1,838,653	2,506,730	2,504,730
0000041 Chargeback Expenses					

REPORT:BP033

BROOME COUNTY GOVERNMENT
 REVENUE AND APPROPRIATION SUMMARY
 BY DEPARTMENT AND DIVISION

FUND 1010 General Operating
 DEPT 01000000 Audit and Control
 DIV 01

Account	2009 Actuals	2010 Budget	2010 YTD Actuals As of 08/31/10	2011 Budget Requested	2011 Budget Recommended
6004602 INSURANCE PREMIUM CHARGEBACK	279	279	135	223	223
0000041 Chargeback Expenses Totals	279	279	135	223	223
0000080 Employee Benefits					
6008001 STATE RETIREMENT	28,927	46,965	24,810	72,474	72,474
6008002 SOCIAL SECURITY	30,514	34,270	20,120	30,801	30,801
6008004 WORKERS COMPENSATION	4,289	4,056	2,028	4,079	4,079
6008006 LIFE INSURANCE	160	172	115	154	154
6008007 HEALTH INSURANCE	50,035	63,965	36,750	55,594	55,594
6008009 RETIREE HEALTH INSURANCE	66,581	73,131	10,705	70,478	70,478
6008010 DISABILITY INSURANCE	689	774	494	645	645
0000080 Employee Benefits Totals	181,195	223,333	95,022	234,225	234,225
Exp Total for Div 0101	3,464,496	3,177,683	2,206,832	3,138,306	3,136,306
Total for Div 0101	-2,462,421	-2,151,886	-1,336,477	-2,188,306	-2,186,306

AUDIT & CONTROL

Weights & Measures

MISSION STATEMENT

To assure a fair and equitable marketplace for both the buyer and the seller by conducting annual inspections and testing of commercially used weighing and measuring devices. To enforce New York State Agriculture & Markets Law Article 16, the New York State Code of Rules and Regulations 1NYCRR – Parts 220 through 224, and apply the procedures set forth by the National Institute of Standards and Technology.

DESCRIPTION

The Division of Weights & Measures inspects and tests, in accordance with the requirements promulgated by the New York State Department of Agriculture & Markets – Bureau of Weights & Measures, the accuracy and proper operation of commercially used weighing and measuring devices, the accuracy of labeled-by-weight packed in store commodities, and the quality of gasoline and diesel fuel.

2011 OBJECTIVES

- Continue participation in the state's octane testing program
- Continue to investigate and resolve all complaints in a timely manner
- Perform annual safety training review
- Insure that all inspections required by law are done on a timely basis

01020001 AUDIT AND CONTROL/Weights and Measures

<u>Title of Position</u>	<u>Grade/Unit</u>	<u>2009 Actuals</u>	<u>As of 9/1/2010 Current Authorized</u>	<u>2011 Requested</u>	<u>2011 Recommended</u>
FULL TIME					
Director of Weights & Measures	21 Admin	1	1	1	1
Weights & Measures Inspector	15 CSEA	<u>2</u>	<u>2</u>	<u>1</u>	<u>1</u>
Total Full-Time Positions		3	3	2	2
PART TIME					
Total Part-Time Positions		0	0	0	0
TOTAL POSITIONS		3	3	2	2

REPORT:BP033

BROOME COUNTY GOVERNMENT
REVENUE AND APPROPRIATION SUMMARY
BY DEPARTMENT AND DIVISION

FUND 1010 General Operating
DEPT 01000000 Audit and Control
DIV 02

Account	2009 Actuals	2010 Budget	2010 YTD Actuals As of 08/31/10	2011 Budget Requested	2011 Budget Recommended
0000002 Departmental Income					
5000118 FEES FOR SERVICES	59,178	55,000	32,080	55,000	55,000
5000160 FINES-WEIGHTS AND MEASURES	0	0	600	0	0
0000002 Departmental Income Totals	59,178	55,000	32,680	55,000	55,000
0000007 Misc Interfund Revenues					
5000530 REFUNDS OF PRIOR YEARS EXPENDI	2,033	0	2,133	0	0
5000534 TRANSFER FROM INSURANCE RESERV	1,847	0	-600	0	0
0000007 Misc Interfund Revenues Totals	3,880	0	1,533	0	0
Rev Total for Div 0102	63,058	55,000	34,213	55,000	55,000
0000010 Personal Service					
6001000 SALARIES FULL-TIME	150,508	150,534	64,314	104,832	104,832
6001002 SALARIES TEMPORARY	0	4,202	0	0	0
6001968 RETIREMENT INCENTIVE	16,000	0	0	0	0
0000010 Personal Service Totals	166,508	154,736	64,314	104,832	104,832
0000040 Contractual Expenditures					
6004010 BOOKS AND SUBSCRIPTIONS	0	100	0	0	0
6004012 OFFICE SUPPLIES	0	300	0	0	0
6004046 GAS OIL GREASE AND DIESEL FUEL	0	500	0	0	0
6004048 MISC OPERATIONAL SUPPLIES	1,621	1,005	522	900	900
6004052 UNIFORMS	0	1,500	0	500	500
6004054 SAFETY SUPPLIES	90	0	9	0	0
6004105 DUES AND MEMBERSHIPS	294	265	206	265	265
6004138 OTHER OPERATIONAL EXPENSES	5,455	0	0	0	0
6004161 TRAVEL HOTEL AND MEALS	74	750	1,116	500	0
6004162 EDUCATION AND TRAINING	48	1,250	104	500	0
6004169 DAY TRIP MEAL REIMBURSEMENT	56	0	0	0	0
6004200 PROPERTY LOSS	1,847	600	600	0	0
0000040 Contractual Expenditures Totals	9,485	6,270	2,557	2,665	1,665

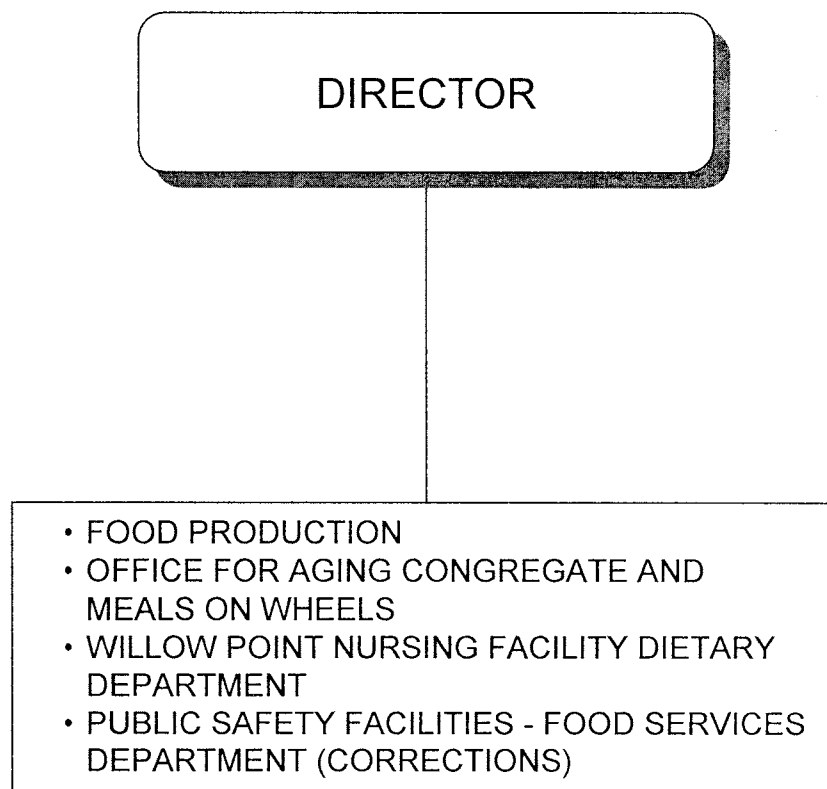
REPORT:BP033

BROOME COUNTY GOVERNMENT
 REVENUE AND APPROPRIATION SUMMARY
 BY DEPARTMENT AND DIVISION

FUND 1010 General Operating
 DEPT 01000000 Audit and Control
 DIV 02

Account	2009 Actuals	2010 Budget	2010 YTD Actuals As of 08/31/10	2011 Budget Requested	2011 Budget Recommended
0000041 Chargeback Expenses					
6004602 INSURANCE PREMIUM CHARGEBACK	41	41	20	897	897
6004615 GASOLINE CHARGEBACK	2,653	4,151	901	1,772	1,772
6004616 FLEET SERVICE CHARGEBACK	4,479	4,418	0	0	0
6004626 TRANSPORTATION SERVICES CHARGE	0	0	0	6,809	6,809
0000041 Chargeback Expenses Totals	7,173	8,610	921	9,478	9,478
0000080 Employee Benefits					
6008001 STATE RETIREMENT	10,813	17,175	5,825	18,870	18,870
6008002 SOCIAL SECURITY	12,296	11,837	4,675	8,020	8,020
6008006 LIFE INSURANCE	58	58	26	38	38
6008007 HEALTH INSURANCE	25,139	27,275	13,367	22,622	22,622
6008009 RETIREE HEALTH INSURANCE	27,464	30,547	5,807	38,259	38,259
6008010 DISABILITY INSURANCE	257	258	82	129	129
0000080 Employee Benefits Totals	76,027	87,150	29,782	87,938	87,938
Exp Total for Div 0102	259,193	256,766	97,574	204,913	203,913
Total for Div 0102	-196,135	-201,766	-63,361	-149,913	-148,913
Total for Dept 01000000	-2,658,556	-2,353,652	-1,399,838	-2,338,219	-2,335,219

CENTRAL FOOD AND NUTRITION SERVICES



CENTRAL FOOD & NUTRITION SERVICES

MISSION STATEMENT

Central Food and Nutrition Services provides food management and production services within applicable codes and regulations to County operated facilities and programs.

DESCRIPTION

The Central Food's Administrative Offices and the Central Production Facility are located at 2001 East Main Street in Endicott. The facility was opened June 1988 and expanded and renovated in 1995. State-of-the-art cook-chill and conventional food production methods are utilized. In 2011, it is anticipated 1,213,134 meals will be prepared and served by Central Foods.

2011 OBJECTIVES

- Continue to refine and maximize the Cook-Chill food production system to reduce costs and assure high level of user acceptance for Office for Aging, Willow Point Nursing Facility, and the Public Safety Facility.
- Work with OFA to find new and healthy menu items such as Hi Fiber Pasta to keep up with the changing needs and guidelines of our aging population.
- Continue to work with the Willow Point Nursing Facility staff and administration to meet the changing needs of the residents for meals, snacks, special functions and hydration status, while monitoring the cost of these programs.
- Continue to work with the Sheriff's Department, the Corrections Administration, and the medical staff to meet the nutritional needs of the inmates within the established guidelines.
- Refine CBORD to increase its usefulness to assist in purchasing.
- Continue to work with the Binghamton Housing Authority to provide meals and snacks to the kids in the after school gang prevention program.
- Plan to reach out to the local school districts to see if we could provide some food items to them and save some taxpayer dollars.

2011 BUDGET HIGHLIGHTS

- Will continue to work within our means to keep costs competitive.
- No noticeable increases other than those mandated.

02010001 EXECUTIVE/CENTRAL FOOD & NUTRITION SERVICES

<u>Title of Position</u>	<u>Grade/Unit</u>	<u>2009 Actuals</u>	<u>As of 9/1/2010 Current Authorized</u>	<u>2011 Requested</u>	<u>2011 Recommended</u>
FULL TIME					
Director of Central Food & Nutrition Service	24 Admin	1	1	1	1
Sr. Food Service Director	21 Admin	1	1	0	0
Senior Food Service Manager	18 BAPA	1	1	1	1
Food Service Director (40)	20 BAPA	1	1	1	1
Dietitian (40)	19 BAPA	2	2	2	2
Food Service Manager	14 BAPA	3	3	2	2
Principal Account Clerk	13 CSEA	1	1	1	1
Stores Clerk	10 CSEA	2	2	2	2
Senior Food Service Helper	9 CSEA	3	3	3	3
Cook	8 CSEA	3	3	3	3
Assistant Cook	7 CSEA	2	2	2	2
Food Service Helper	5 CSEA	<u>5</u>	<u>5</u>	<u>5</u>	<u>5</u>
Total Full-Time Positions		25	25	23	23
PART TIME					
Delivery Driver	10 CSEA	6	6	6	6
Senior Account Clerk	9 CSEA	0	0	0	0
Food Service Helper	5 CSEA	<u>14</u>	<u>14</u>	<u>14</u>	<u>14</u>
Total Part-Time Positions		20	20	20	20
TOTAL POSITIONS		45	45	43	43

REPORT:BP032

BROOME COUNTY GOVERNMENT
 REVENUE AND APPROPRIATION SUMMARY
 BY DEPARTMENT

FUND 2060 Central Kitchen Operating
 DEPT 02000000 Central Foods

Account	2009 Actuals	2010 Budget	2010 YTD Actuals As of 08/31/10	2011 Budget Requested	2011 Budget Recommended
0000002 Departmental Income					
5000228 CONTRACTED MEALS	30,037	0	24,966	0	0
5000328 CHARGES FOR FOOD SERVICE	4,198,320	4,557,902	1,671,279	4,640,699	4,640,699
0000002 Departmental Income Total	4,228,357	4,557,902	1,696,245	4,640,699	4,640,699
0000003 Use of Money					
5000451 INTEREST AND EARNINGS	10	1,000	4	500	500
0000003 Use of Money Total	10	1,000	4	500	500
0000007 Misc Interfund Revenues					
5000530 REFUNDS OF PRIOR YEARS EXPENDI	372	0	410	0	0
5000532 PREMIUM & ACCRUED INT ON OBLIG	3,363	0	0	0	0
5000534 TRANSFER FROM INSURANCE RESERV	312	0	0	0	0
5000570 EARNINGS ON TEMPORARY INVESTME	568	0	0	0	0
0000007 Misc Interfund Revenues Total	4,615	0	410	0	0
0000009 Federal Aid					
5000952 ARRA DEBT REIMBURSEMENT	0	0	0	4,210	4,210
0000009 Federal Aid Total	0	0	0	4,210	4,210
Rev Totals for Dept 02000000	4,232,982	4,558,902	1,696,659	4,645,409	4,645,409
0000010 Personal Service					
6001000 SALARIES FULL-TIME	816,729	859,676	433,151	858,189	858,189
6001001 SALARIES PART-TIME	344,869	365,575	215,870	362,403	362,403
6001002 SALARIES TEMPORARY	32,628	43,655	21,928	41,824	41,824
6001003 SALARIES OVERTIME	10,719	15,837	4,358	15,916	15,916
6001006 OUT OF TITLE PAY	2,916	0	2,684	0	0
6001009 OTHER PERSONNEL SERVICES	0	5,200	4,900	5,200	5,200
6001968 RETIREMENT INCENTIVE	16,000	0	0	0	0
0000010 Personal Service Totals	1,223,861	1,289,943	682,891	1,283,532	1,283,532

REPORT:BP032

BROOME COUNTY GOVERNMENT
REVENUE AND APPROPRIATION SUMMARY
BY DEPARTMENT

FUND 2060 Central Kitchen Operating
DEPT 02000000 Central Foods

Account	2009 Actuals	2010 Budget	2010 YTD Actuals As of 08/31/10	2011 Budget Requested	2011 Budget Recommended
0000040 Contractual Expenditures					
6004010 BOOKS AND SUBSCRIPTIONS	260	0	0	300	300
6004012 OFFICE SUPPLIES	2,613	3,700	1,355	2,800	2,800
6004021 BLDG MAINTENANCE SUPPLIES	105	1,500	95	2,000	2,000
6004022 FUEL AND HEATING SUPPLIES	39,394	53,004	23,807	50,004	50,004
6004023 BLDG AND GROUNDS SUPPLIES	0	500	0	800	800
6004030 FOOD AND BEVERAGES	1,862,239	1,890,038	1,037,955	1,823,674	1,823,674
6004031 KITCHEN AND DINING ROOM SUPPLI	235,838	265,405	120,426	278,386	278,386
6004033 CLOTHING AND INMATE SUPPLIES	19	0	0	0	0
6004048 MISC OPERATIONAL SUPPLIES	56,918	48,000	21,035	48,400	48,400
6004054 SAFETY SUPPLIES	4,383	5,160	2,059	5,160	5,160
6004055 COMPUTER SOFTWARE AND SUPPLIES	0	400	0	0	0
6004105 DUES AND MEMBERSHIPS	261	500	216	300	300
6004106 GENERAL OFFICE EXPENSES	109	30	30	0	0
6004112 BLDG GROUNDS AND EQUIP REPAIR	0	0	151	0	0
6004113 WATER AND SEWAGE CHARGES	3,643	3,660	2,274	3,732	3,732
6004114 HEATING AND AIR COND PLANT EXP	335	2,000	0	1,000	1,000
6004115 ELECTRIC CURRENT	74,363	80,292	43,693	80,000	80,000
6004117 BUILDING AND GROUNDS EXPENSES	44,030	49,759	26,621	51,251	51,251
6004120 KITCHEN & DINING ROOM EXPENSES	27,889	42,669	24,911	43,517	43,517
6004121 LAUNDRY AND DRY CLEANING EXPEN	2,892	3,960	1,482	3,024	3,024
6004130 MOTOR EQUIP REPAIRS AND MAINT	2,050	2,810	1,178	2,810	2,810
6004137 ADVERTISING AND PROMOTION EXPE	68	500	0	150	150
6004138 OTHER OPERATIONAL EXPENSES	34	1,000	7	1,000	1,000
6004160 MILEAGE AND PARKING-LOCAL	95	175	284	0	0
6004161 TRAVEL HOTEL AND MEALS	79	125	-11	0	0
6004162 EDUCATION AND TRAINING	398	3,400	1,413	1,000	0
6004192 SOFTWARE MAINTENANCE	10,722	11,130	11,129	11,130	11,130
6004196 COPYING MACHINE RENTALS	1,595	3,360	1,918	3,360	3,360
6004200 PROPERTY LOSS	312	0	0	0	0
6004504 OTHER FINANCIAL SERVICES	0	0	0	520	520
6004567 DIETARY SERVICES	7,397	7,991	4,593	8,351	8,351
6004594 LOSS ON DISPOSITION OF ASSETS	16,154	0	0	0	0
0000040 Contractual Expenditures Totals	2,394,195	2,481,068	1,326,621	2,422,669	2,421,669
0000041 Chargeback Expenses					
6004601 INDIRECT COSTS	82,000	82,000	0	82,000	82,000
6004602 INSURANCE PREMIUM CHARGEBACK	1,103	1,010	505	1,001	1,001
6004614 OTHER CHARGEBACK EXPENSES	0	407	0	200	200
6004615 GASOLINE CHARGEBACK	11,778	28,551	9,933	25,551	25,551
6004616 FLEET SERVICE CHARGEBACK	17,916	19,880	19,880	0	0

REPORT:BP032

BROOME COUNTY GOVERNMENT
 REVENUE AND APPROPRIATION SUMMARY
 BY DEPARTMENT

FUND 2060 Central Kitchen Operating
 DEPT 02000000 Central Foods

Account	2009 Actuals	2010 Budget	2010 YTD Actuals As of 08/31/10	2011 Budget Requested	2011 Budget Recommended
6004619 BUILDING SERVICE CHARGEBACK	6,138	10,000	0	10,000	10,000
0000041 Chargeback Expenses Totals	118,935	141,848	30,318	118,752	118,752
0000042 Depreciation					
6004805 DEPRECIATION - MACHINERY & EQU	10,219	0	0	0	0
0000042 Depreciation Totals	10,219	0	0	0	0
0000060 Principal on Indebtedness					
6006000 PRINCIPAL ON SERIAL BONDS	0	12,396	0	38,270	38,270
6006001 PRINCIPAL ON BANS	0	80,443	0	0	0
0000060 Principal on Indebtedness Totals	0	92,839	0	38,270	38,270
0000070 Interest on Indebtedness					
6007000 INTEREST ON SERIAL BONDS	4,571	4,215	1,283	27,729	27,729
6007001 INTEREST ON BANS	86	12,884	3,706	0	0
6007005 INTEREST ON CAPITAL LEASE	376	0	0	250	250
0000070 Interest on Indebtedness Totals	5,033	17,099	4,989	27,979	27,979
0000080 Employee Benefits					
6008001 STATE RETIREMENT	73,933	117,230	55,947	189,146	189,146
6008002 SOCIAL SECURITY	83,257	98,673	49,028	98,183	98,183
6008004 WORKERS COMPENSATION	22,428	23,932	11,966	27,625	27,625
6008005 WORKERS COMP LT LIABILITY	114,978	0	0	0	0
6008006 LIFE INSURANCE	694	722	453	703	703
6008007 HEALTH INSURANCE	224,762	249,231	148,407	258,563	258,563
6008008 OPEB - HEALTH INSURANCE	123,372	0	0	0	0
6008009 RETIREE HEALTH INSURANCE	37,595	41,806	9,177	59,814	59,814
6008010 DISABILITY INSURANCE	3,849	3,999	2,441	3,999	3,999
6008011 UNEMPLOYMENT INSURANCE	147	500	0	500	500
0000080 Employee Benefits Totals	685,015	536,093	277,419	638,533	638,533
Exp Totals for Dept 02000000	4,437,258	4,558,890	2,322,238	4,529,735	4,528,735

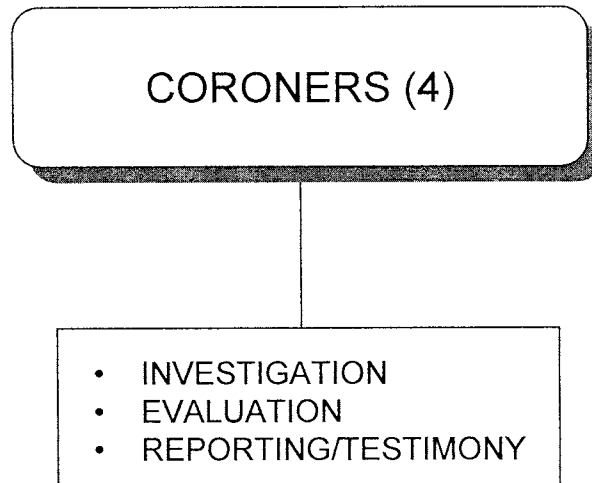
REPORT:BP032

BROOME COUNTY GOVERNMENT
REVENUE AND APPROPRIATION SUMMARY
BY DEPARTMENT

FUND 2060 Central Kitchen Operating
DEPT 02000000 Central Foods

Account	2009 Actuals	2010 Budget	2010 YTD Actuals As of 08/31/10	2011 Budget Requested	2011 Budget Recommended
Total for Dept 02000000	-204,276	12	-625,579	115,674	116,674

CORONERS



CORONERS

MISSION STATEMENT

To investigate unattended deaths, suspected homicide, suicide, medical misadventure or disease of public health significance.

DESCRIPTION

This department is responsible for the investigation, recovery and transportation of the bodies of deceased in Broome County to the morgue. This includes all deaths caused by violence or unlawful acts, unusual or unexplained death, death in a public institution other than a hospital or nursing home, and death unattended by a doctor. Pathologists are contracted to perform the autopsies. The County Coroners are duly licensed physicians and provide court testimony concerning the results of their investigations.

Routine administration is done by the Law Department.

2011 OBJECTIVES

- Maintain current levels of service.

03000001 Coroner

<u>Title of Position</u>	<u>Grade/Unit</u>	<u>2009 Actuals</u>	<u>As of 9/1/2010 Current Authorized</u>	<u>2011 Requested</u>	<u>2011 Recommended</u>
FULL TIME					
Total Full-Time Positions		0	0	0	0
PART TIME					
Coroner	NA	<u>4</u>	<u>4</u>	<u>4</u>	<u>4</u>
Total Part-Time Positions		4	4	4	4
TOTAL POSITIONS		4	4	4	4

REPORT:BP032

BROOME COUNTY GOVERNMENT
REVENUE AND APPROPRIATION SUMMARY
BY DEPARTMENT

FUND 1010 General Operating
DEPT 03000000 Coroners

Account	2009 Actuals	2010 Budget	2010 YTD Actuals As of 08/31/10	2011 Budget Requested	2011 Budget Recommended
0000010 Personal Service					
6001001 SALARIES PART-TIME	111,467	112,000	71,236	112,000	112,000
0000010 Personal Service Totals	111,467	112,000	71,236	112,000	112,000
0000040 Contractual Expenditures					
6004105 DUES AND MEMBERSHIPS	200	200	110	200	200
6004143 TRANSPORTATION SERVICES	29,490	31,000	16,774	31,000	31,000
6004161 TRAVEL HOTEL AND MEALS	2,087	2,000	0	2,000	0
6004162 EDUCATION AND TRAINING	1,100	2,000	990	2,000	0
6004406 MEDICAL AND HOSPITAL SERVICES	173,230	177,000	92,633	177,000	177,000
0000040 Contractual Expenditures Totals	206,107	212,200	110,507	212,200	208,200
0000080 Employee Benefits					
6008001 STATE RETIREMENT	5,542	9,324	4,838	15,120	15,120
6008002 SOCIAL SECURITY	8,527	8,568	5,450	8,568	8,568
6008004 WORKERS COMPENSATION	866	805	403	811	811
0000080 Employee Benefits Totals	14,935	18,697	10,691	24,499	24,499
Exp Totals for Dept 03000000	332,509	342,897	192,434	348,699	344,699
Total for Dept 03000000	-332,509	-342,897	-192,434	-348,699	-344,699

ELECTIONS

ELECTION COMMISSIONERS (2)

DEPUTY COMMISSIONERS (2)

- Voter Registration
- Elections
 - Primaries
 - General
- File Maintenance
- Redistricting - Annual
- Reapportionment - Decennial

ELECTIONS

MISSION STATEMENT

To insure that all eligible County citizens are offered an opportunity to register and vote; to maintain a complete and accurate voter file of all the registered voters in the Broome County; to insure that the integrity of the balloting process is maintained throughout Broome County; to enforce all provisions of the New York State Election Law. To institute all federal and state HAVA guidelines.

DESCRIPTION

The Board of Elections is responsible for the honest and efficient operation of all national, state, and local elections in Broome County. The Board is established pursuant to Section 3-200 of the New York State Election Law.

2011 OBJECTIVES

This year will be the first year where all components in voting on our Ballot Marking Device Machines will be in place. We will continue to work with New York State Board of Elections to become 100% HAVA compliant.

2011 BUDGET HIGHLIGHTS

In 2010 the Broome County Board of Elections was highlighted for being one of the leaders in NYS on implementing our new voting machines. We were able to establish rules and regulations that were used by all of New York State. Going forward, Broome County would like to be known as a leader and continue to set the example for all other counties on training, storing, and implementation of voting on all levels.

07000001 ELECTIONS

<u>Title of Position</u>	<u>Grade/Unit</u>	<u>2009 Actuals</u>	<u>As of 9/1/2010 Current Authorized</u>	<u>2011 Requested</u>	<u>2011 Recommended</u>
FULL TIME					
Deputy Commissioner of Elections	C Admin	2	2	2	2
Election Auditor	14 CSEA	1	1	1	1
Election Data Specialist	14 CSEA	2	2	2	2
Election Registrar	14 CSEA	<u>1</u>	<u>1</u>	<u>1</u>	<u>1</u>
Total Full-Time Positions		6	6	6	6
PART TIME					
Commissioner of Elections	NA	<u>2</u>	<u>2</u>	<u>2</u>	<u>2</u>
Total Part-Time Positions		2	2	2	2
TOTAL POSITIONS		8	8	8	8

REPORT:BP032

BROOME COUNTY GOVERNMENT
REVENUE AND APPROPRIATION SUMMARY
BY DEPARTMENT

FUND 1010 General Operating
DEPT 07000000 Elections

Account	2009 Actuals	2010 Budget	2010 YTD Actuals As of 08/31/10	2011 Budget Requested	2011 Budget Recommended
0000002 Departmental Income					
5000179 CHARGES FOR SERVICES	270,312	298,640	228,222	300,000	300,000
0000002 Departmental Income Total	270,312	298,640	228,222	300,000	300,000
0000006 Sale of Prop and Comp for Loss					
5000515 MINOR SALES - ELECTIONS	863	750	328	500	500
0000006 Sale of Prop and Comp for Loss Total	863	750	328	500	500
0000007 Misc Interfund Revenues					
5000530 REFUNDS OF PRIOR YEARS EXPENDI	289	0	0	0	0
5000534 TRANSFER FROM INSURANCE RESERV	7,597	0	0	0	0
0000007 Misc Interfund Revenues Total	7,886	0	0	0	0
Rev Totals for Dept 07000000	279,061	299,390	228,550	300,500	300,500
0000010 Personal Service					
6001000 SALARIES FULL-TIME	276,241	282,009	167,395	270,391	270,391
6001001 SALARIES PART-TIME	15,001	15,000	9,541	15,000	15,000
6001002 SALARIES TEMPORARY	145,671	200,200	45,943	130,000	130,000
6001003 SALARIES OVERTIME	26,219	25,000	3,959	15,000	15,000
0000010 Personal Service Totals	463,132	522,209	226,838	430,391	430,391
0000040 Contractual Expenditures					
6004010 BOOKS AND SUBSCRIPTIONS	1,887	500	133	500	500
6004011 DUPLICATING AND PRINTING RM SU	66,198	222,990	12,260	245,490	170,000
6004012 OFFICE SUPPLIES	7,985	12,000	4,781	10,000	10,000
6004021 BLDG MAINTENANCE SUPPLIES	0	0	22	0	0
6004055 COMPUTER SOFTWARE AND SUPPLIES	741	9,500	0	9,500	9,500
6004056 COMPUTER EQUIPMENT(NON CAPITAL	0	0	2,654	1,000	1,000
6004100 POSTAGE AND FREIGHT	23,410	26,000	23,220	26,000	26,000
6004105 DUES AND MEMBERSHIPS	140	210	140	210	210
6004106 GENERAL OFFICE EXPENSES	3,000	5,200	1,461	4,500	4,500
6004111 BUILDING AND LAND RENTAL	39,979	60,200	60,085	43,610	43,610

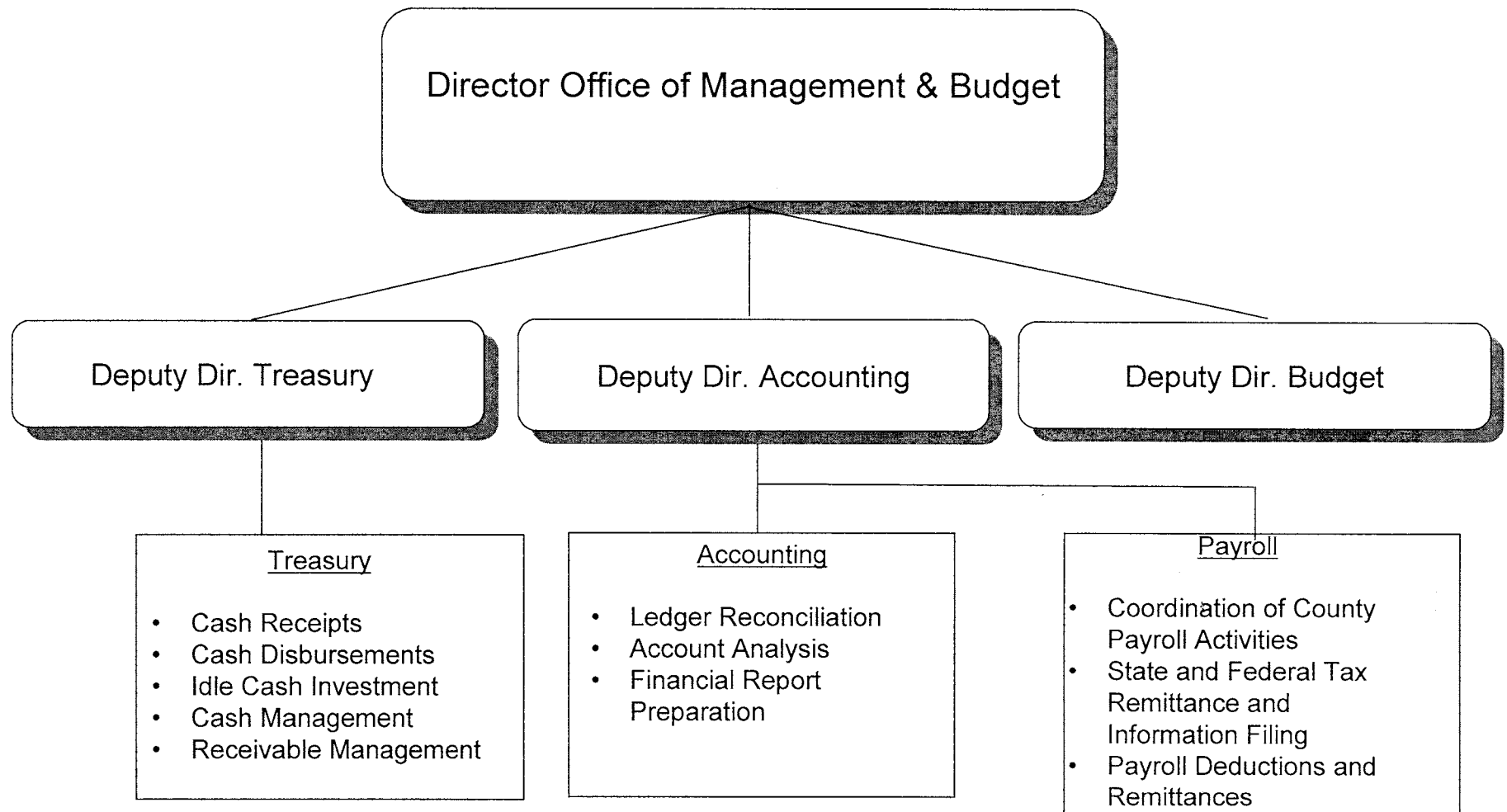
REPORT:BP032

BROOME COUNTY GOVERNMENT
 REVENUE AND APPROPRIATION SUMMARY
 BY DEPARTMENT

FUND 1010 General Operating
 DEPT 07000000 Elections

Account	2009 Actuals	2010 Budget	2010 YTD Actuals As of 08/31/10	2011 Budget Requested	2011 Budget Recommended
6004131 PHOTOGRAPHIC EXPENSES	4,830	0	0	0	0
6004137 ADVERTISING AND PROMOTION EXPE	3,356	15,000	0	10,000	10,000
6004138 OTHER OPERATIONAL EXPENSES	197,939	316,305	40,212	300,000	280,000
6004160 MILEAGE AND PARKING-LOCAL	7,443	5,000	492	6,500	6,500
6004161 TRAVEL HOTEL AND MEALS	1,215	1,500	1,977	3,000	0
6004162 EDUCATION AND TRAINING	110	250	120	250	0
6004169 DAY TRIP MEAL REIMBURSEMENT	40	0	0	100	100
6004192 SOFTWARE MAINTENANCE	55,426	55,427	55,595	55,427	55,427
6004196 COPYING MACHINE RENTALS	2,782	3,000	1,259	3,000	3,000
6004200 PROPERTY LOSS	1,097	0	0	0	0
6004203 INSURANCE CLAIMS	6,500	0	0	0	0
6004573 OTHER FEES FOR SERVICES	0	8,000	8,000	0	0
0000040 Contractual Expenditures Totals	424,078	741,082	212,411	719,087	620,347
0000041 Chargeback Expenses					
6004602 INSURANCE PREMIUM CHARGEBACK	1,981	2,682	1,341	5,125	5,125
6004615 GASOLINE CHARGEBACK	332	0	46	421	421
6004616 FLEET SERVICE CHARGEBACK	0	2,209	2,209	0	0
0000041 Chargeback Expenses Totals	2,313	4,891	3,596	5,546	5,546
0000080 Employee Benefits					
6008001 STATE RETIREMENT	24,121	34,142	16,381	50,021	50,021
6008002 SOCIAL SECURITY	34,719	34,113	16,642	21,833	21,833
6008004 WORKERS COMPENSATION	5,929	8,042	4,021	9,958	9,958
6008006 LIFE INSURANCE	160	153	102	153	153
6008007 HEALTH INSURANCE	48,320	48,748	40,250	67,865	67,865
6008009 RETIREE HEALTH INSURANCE	67,538	74,122	11,844	53,357	53,357
6008010 DISABILITY INSURANCE	518	516	333	645	645
6008011 UNEMPLOYMENT INSURANCE	8,496	0	0	0	0
0000080 Employee Benefits Totals	189,801	199,836	89,573	203,832	203,832
Exp Totals for Dept 07000000	1,079,324	1,468,018	532,418	1,358,856	1,260,116
Total for Dept 07000000	-800,263	-1,168,628	-303,868	-1,058,356	-959,616

OFFICE OF MANAGEMENT & BUDGET



OFFICE OF MANAGEMENT AND BUDGET

MISSION STATEMENT

The Office of Management and Budget (OMB) is established by Article V of the Broome County Charter by Local Law 9 of 2010. The previous Department of Finance and Budget function were combined into this office in 2011. The Director of the Office of Management and Budget is Chief Fiscal Officer of the County. Accurate and complete accounting and reporting of County financial operations in conformance with current governmental Generally Accepted Accounting Principles (GAAP) is a core departmental function. The Director of Office of Management and Budget is also the County Treasurer, receives County funds and invests idle cash to maximize return. The department prepares and controls the County's operating, capital, and grant budgets, and coordinates the biweekly employee payroll process and prepares necessary state and federal tax and employment information filings. Tax receivable account maintenance is a notable core responsibility.

DESCRIPTION

There are three deputies who serve under the Director of Office of Management and Budget: Deputy Director-Treasury, Deputy Director-Accounting, and Deputy Director-Budget.

The **Deputy Director-Treasury** oversees the following:

The Town and County real property tax warrants and bills prepared annually. Information needed for their preparation is gathered from various sources. Legislative resolutions are drafted and submitted for approval to the Broome County Legislature.

Certain agreements between local businesses and the Broome County Industrial Development Agency require Payments in Lieu of Taxes (PILOT) by the businesses. The County also bills for and collects city

payments in lieu of taxes. The Office of Management and Budget computes the charge based on these agreements and prepares billings.

Town tax collectors' warrants expire in April and school and village warrants expire in November. Upon expiration of the warrants, the County becomes the receiver of taxes. Amounts of unpaid school and village taxes are returned annually to the County. These amounts are remitted to the school districts and villages the following April.

OMB also receives and records state and federal reimbursement for grant-in-aid and capital programs, departmental income transmittals, sales tax transmittals, mortgage tax transmittals, and proceeds from the issuance of debt.

Sales tax is received from New York State and distributed to local municipalities quarterly. Mortgage tax is received from the Office of the County Clerk and distributed to local municipalities semi-annually. Mortgage tax reports are completed and filed with New York State.

OMB maintains County bank accounts using a pooled cash approach to cash management. Certain accounts are legally required to be segregated. The amount of cash which is not invested is minimized. Earnings are maximized within legally restricted investment alternatives.

The **Deputy Director-Accounting** oversees the following:

OMB maintains the County ledger and prepares the County's financial reports. The Comprehensive Annual Financial Report (CAFR) and the Annual Update Document (AUD) required by the State Comptroller are prepared in accordance with Generally Accepted Accounting Principles. The department works extensively with external auditors and prepares revised reports as necessary.

Occupancy tax forms are mailed quarterly pursuant to Local Occupancy Tax Law. Receipts are made and delinquencies are pursued with the assistance of the County Attorney's Office.

Sales tax forms are prepared monthly and uploaded via New York State Department of Taxation and Finance website.

The department coordinates the County's payroll function. This coordination includes various reconciliations and computer system software maintenance.

The Director is also the Secretary/Treasurer of the Broome Tobacco Asset Corporation, maintaining the financial records and preparing the Corporation's financial reports.

The **Deputy Director-Budget** oversees the following:

In conjunction with the Director of OMB, this individual prepares and controls the County's operating, capital, and grant budgets. Enforcement of strict spending guidelines for all County departments, and close monitoring of all capital projects ensuring completion and quality is a further responsibility of this position.

The Deputy Director works with the Director of OMB to recommend and assist the County Executive with the preparation and control of the County budgets for operations, grants, and capital programs as well as the community college.

A property tax receivable database is maintained and reconciled to the County's general ledger. The annual tax sale, foreclosure and auction are recorded by this department.

Debt is issued by OMB based on cash needs for County capital programs. An Offering Statement is prepared and distributed in order to obtain the best interest rate. Computations to determine arbitrage

earnings are performed and mandatory filings are completed and submitted to the federal government.

While many revenue accounts presented in the department's budget require various levels of administrative activities, only administrative fees and finance fees directly underwrite the department's activities.

2011 OBJECTIVES

- Preparation of the County's Comprehensive Annual Financial Report, federally required Single Audit Report, state required DOT Single Audit Report, and Landfill Financial Assurance Plan
- Preparation of the annual State Comptroller Financial report
- Maintenance of the financial records and reports of the Broome Tobacco Asset Corporation
- Continued training and cross-training of financial personnel both internal and external to the OMB department
- Continue review and documentation of processes
- Issuance of debt as necessary, emphasis on capital project management
- Maximizing earnings on County Funds
- Refine the preparation of the County's Comprehensive Annual Financial Report
- Continue the development of the new ledger system to meet the County financial information reporting needs
- Continue to push for improved efficiencies in all departments to improve performance and reduce expenses

2011 BUDGET HIGHLIGHTS

- Creation of the Office of Management and Budget
- Interest revenue reflects deteriorating interest rates
- ARRA reimbursement is reflected in debt service from debt issued under an allowable financing mechanism utilized in 2010
- Consolidate tax collection; perform city tax collection previously done by Real Property

45010001 OFFICE OF MANAGEMENT & BUDGET

<u>Title of Position</u>	<u>Grade/Unit</u>	<u>2009 Actuals</u>	<u>As of 9/1/2010 Current Authorized</u>	<u>2011 Requested</u>	<u>2011 Recommended</u>
FULL TIME					
Director of the Office of Management and Budget	K Admin	0	0	1	1
Deputy Director of OMB - Treasury	F Admin	0	0	1	1
Deputy Director of OMB - Accounting	F Admin	0	0	1	1
Deputy Director of OMB - Budget	D Admin	0	0	1	1
Treasury Manager (40)	23 BAPA	0	0	1	1
Senior Financial Analyst (40)	21 BAPA	0	0	1	1
Treasury Associate (40)	19 BAPA	0	0	1	1
Payroll Supervisor (40)	19 CSEA	0	0	1	1
Financial Analyst (40)	19 CSEA	0	0	1	1
Accountant County(40)	16 CSEA	0	0	1	1
Treasury Clerk (40)	14 CSEA	0	0	3	3
Data Entry Machine Operator (40)	8 CSEA	<u>0</u>	<u>0</u>	<u>1</u>	<u>1</u>
Total Full-Time Positions		0	0	14	14
PART TIME					
Total Part-Time Positions		0	0	0	0
TOTAL POSITIONS		0	0	14	14

REPORT:BP032

BROOME COUNTY GOVERNMENT
REVENUE AND APPROPRIATION SUMMARY
BY DEPARTMENT

FUND 1010 General Operating
DEPT 45000000 Office of Management & Budget

Account	2009 Actuals	2010 Budget	2010 YTD Actuals As of 08/31/10	2011 Budget Requested	2011 Budget Recommended
0000001 Tax Items					
5000001 REAL PROPERTY TAXES	0	0	0	67,921,127	67,921,127
5000003 PAYMENT IN LIEU OF TAXES	0	0	0	850,000	850,000
5000004 INTEREST & PENAL-REAL PROP TAX	0	0	0	3,000,000	3,000,000
5000010 SALES AND USE TAX	0	0	0	75,002,911	75,002,911
0000001 Tax Items Total	0	0	0	146,774,038	146,774,038
0000002 Departmental Income					
5000101 PUBLIC ADMINISTRATOR FEES	0	0	0	2,500	2,500
5000102 COMMISSIONER OF FINANCE	0	0	0	70,000	70,000
5000188 COMMUNITY COLLEGE CAPITAL COST	0	0	0	400,000	400,000
0000002 Departmental Income Total	0	0	0	472,500	472,500
0000003 Use of Money					
5000451 INTEREST AND EARNINGS	0	0	0	100,000	100,000
0000003 Use of Money Total	0	0	0	100,000	100,000
0000007 Misc Interfund Revenues					
5000550 OTB - DISTRIBUTED EARNINGS	0	0	0	450,000	450,000
0000007 Misc Interfund Revenues Total	0	0	0	450,000	450,000
Rev Totals for Dept 45000000	0	0	0	147,796,538	147,796,538
0000010 Personal Service					
6001000 SALARIES FULL-TIME	0	0	0	794,889	794,889
0000010 Personal Service Totals	0	0	0	794,889	794,889
0000040 Contractual Expenditures					
6004010 BOOKS AND SUBSCRIPTIONS	0	0	0	1,170	1,170
6004012 OFFICE SUPPLIES	0	0	0	3,500	3,500
6004100 POSTAGE AND FREIGHT	0	0	0	105	105

REPORT:BP032

BROOME COUNTY GOVERNMENT
 REVENUE AND APPROPRIATION SUMMARY
 BY DEPARTMENT

FUND 1010 General Operating
 DEPT 45000000 Office of Management & Budget

Account	2009 Actuals	2010 Budget	2010 YTD Actuals As of 08/31/10	2011 Budget Requested	2011 Budget Recommended
6004105 DUES AND MEMBERSHIPS	0	0	0	1,000	1,000
6004106 GENERAL OFFICE EXPENSES	0	0	0	1,200	1,200
6004161 TRAVEL HOTEL AND MEALS	0	0	0	400	0
6004162 EDUCATION AND TRAINING	0	0	0	400	0
6004192 SOFTWARE MAINTENANCE	0	0	0	3,500	3,500
6004196 COPYING MACHINE RENTALS	0	0	0	2,600	2,600
6004538 LEGAL CHARGES AND FEES	0	0	0	300	300
0000040 Contractual Expenditures Totals	0	0	0	14,175	13,375
0000041 Chargeback Expenses					
6004602 INSURANCE PREMIUM CHARGEBACK	0	0	0	207	207
0000041 Chargeback Expenses Totals	0	0	0	207	207
0000080 Employee Benefits					
6008001 STATE RETIREMENT	0	0	0	143,080	143,080
6008002 SOCIAL SECURITY	0	0	0	60,808	60,808
6008004 WORKERS COMPENSATION	0	0	0	4,381	4,381
6008006 LIFE INSURANCE	0	0	0	266	266
6008007 HEALTH INSURANCE	0	0	0	152,726	152,726
6008009 RETIREE HEALTH INSURANCE	0	0	0	59,329	59,329
6008010 DISABILITY INSURANCE	0	0	0	903	903
0000080 Employee Benefits Totals	0	0	0	421,493	421,493
Exp Totals for Dept 45000000	0	0	0	1,230,764	1,229,964
Total for Dept 45000000	0	0	0	146,565,774	146,566,574

08000001 FINANCE

<u>Title of Position</u>	<u>Grade/Unit</u>	<u>2009 Actuals</u>	<u>As of 9/1/2010 Current Authorized</u>	<u>2011 Requested</u>	<u>2011 Recommended</u>
FULL TIME					
Commissioner of Finance	J Admin	1	1	0	0
Deputy Commissioner of Finance	F Admin	1	1	0	0
Treasury Manager (40) *	23 BAPA	1	1	0	0
Senior Financial Analyst (40) *	21 BAPA	1	1	0	0
Treasury Associate (40) *	19 BAPA	1	1	0	0
Payroll Supervisor (40) *	19 CSEA	1	1	0	0
Financial Analyst (40) *	19 CSEA	1	1	0	0
Accountant County(40) *	16 CSEA	1	1	0	0
Treasury Clerk (40) *	14 CSEA	3	3	0	0
Data Entry Machine Operator (40) *	8 CSEA	1	1	0	0
Account Clerk (40)	7 CSEA	<u>1</u>	<u>1</u>	<u>0</u>	<u>0</u>
Total Full-Time Positions		13	13	0	0
PART TIME					
Total Part-Time Positions		0	0	0	0
TOTAL POSITIONS		13	13	0	0

* Positions moving to Office of Management & Budget for 2011

REPORT:BP032

BROOME COUNTY GOVERNMENT
 REVENUE AND APPROPRIATION SUMMARY
 BY DEPARTMENT

FUND 1010 General Operating
 DEPT 08000000 Finance

Account	2009 Actuals	2010 Budget	2010 YTD Actuals As of 08/31/10	2011 Budget Requested	2011 Budget Recommended
0000001 Tax Items					
5000001 REAL PROPERTY TAXES	59,110,838	64,331,918	63,300,730	0	0
5000003 PAYMENT IN LIEU OF TAXES	794,049	750,000	784,266	0	0
5000004 INTEREST & PENAL-REAL PROP TAX	3,010,056	2,800,000	2,158,365	0	0
5000010 SALES AND USE TAX	65,103,139	65,981,920	34,881,074	0	0
0000001 Tax Items Total	128,018,082	133,863,838	101,124,435	0	0
0000002 Departmental Income					
5000101 PUBLIC ADMINISTRATOR FEES	6,342	2,500	6,640	0	0
5000102 COMMISSIONER OF FINANCE	80,552	90,000	50,215	0	0
5000103 CHGS FOR TAX ADV/REDEMPTION EX	0	0	7	0	0
5000106 MORTGAGE TAX	0	0	-320	0	0
5000120 MENTAL HEALTH FEES	0	0	40	0	0
5000188 COMMUNITY COLLEGE CAPITAL COST	372,183	400,000	21,656	0	0
5000426 MISCELLANEOUS	115	5,000,000	519	0	0
5000430 CASH/OVER SHORT	110	0	0	0	0
5000431 MISCELLANEOUS	0	0	40	0	0
0000002 Departmental Income Total	459,302	5,492,500	78,797	0	0
0000003 Use of Money					
5000451 INTEREST AND EARNINGS	50,267	200,000	11,057	0	0
5000464 PARKING PLAZA	150	0	0	0	0
0000003 Use of Money Total	50,417	200,000	11,057	0	0
0000005 Fines and Forfeitures					
5000493 HANDICAPPED PARKING SURCHARGE	590	0	0	0	0
0000005 Fines and Forfeitures Total	590	0	0	0	0
0000006 Sale of Prop and Comp for Loss					
5000517 SALES OF REAL PROPERTY	4,000	0	0	0	0
0000006 Sale of Prop and Comp for Loss Total	4,000	0	0	0	0
0000007 Misc Interfund Revenues					
5000530 REFUNDS OF PRIOR YEARS EXPENDI	7	0	16,280	0	0
5000532 PREMIUM & ACCRUED INT ON OBLIG	61,582	0	0	0	0

REPORT:BP032

BROOME COUNTY GOVERNMENT
REVENUE AND APPROPRIATION SUMMARY
BY DEPARTMENT

FUND 1010 General Operating
DEPT 08000000 Finance

Account	2009 Actuals	2010 Budget	2010 YTD Actuals As of 08/31/10	2011 Budget Requested	2011 Budget Recommended
5000550 OTB - DISTRIBUTED EARNINGS	405,767	500,000	280,886	0	0
5000560 TRANSFER FROM ENTERPRISE FUND	5,266,777	2,480,616	0	0	0
5000570 EARNINGS ON TEMPORARY INVESTME	0	0	795	0	0
0000007 Misc Interfund Revenues Total	5,734,133	2,980,616	297,961	0	0
Rev Totals for Dept 08000000	134,266,524	142,536,954	101,512,250	0	0
0000010 Personal Service					
6001000 SALARIES FULL-TIME	601,516	668,240	393,846	0	0
6001002 SALARIES TEMPORARY	0	0	7,358	0	0
6001003 SALARIES OVERTIME	94	0	0	0	0
0000010 Personal Service Totals	601,610	668,240	401,204	0	0
0000040 Contractual Expenditures					
6004010 BOOKS AND SUBSCRIPTIONS	494	1,270	1,165	0	0
6004012 OFFICE SUPPLIES	2,580	3,500	1,648	0	0
6004100 POSTAGE AND FREIGHT	225	270	117	0	0
6004105 DUES AND MEMBERSHIPS	900	1,020	883	0	0
6004106 GENERAL OFFICE EXPENSES	1,237	1,200	788	0	0
6004137 ADVERTISING AND PROMOTION EXPE	0	0	157	0	0
6004161 TRAVEL HOTEL AND MEALS	0	400	0	0	0
6004162 EDUCATION AND TRAINING	65	400	0	0	0
6004196 COPYING MACHINE RENTALS	0	3,150	1,460	0	0
6004538 LEGAL CHARGES AND FEES	651	300	1,129	0	0
6004588 INTEREST AND PENALTIES	26	0	0	0	0
0000040 Contractual Expenditures Totals	6,178	11,510	7,347	0	0
0000041 Chargeback Expenses					
6004602 INSURANCE PREMIUM CHARGEBACK	219	208	104	0	0
0000041 Chargeback Expenses Totals	219	208	104	0	0
0000080 Employee Benefits					
6008001 STATE RETIREMENT	44,350	73,398	34,958	0	0

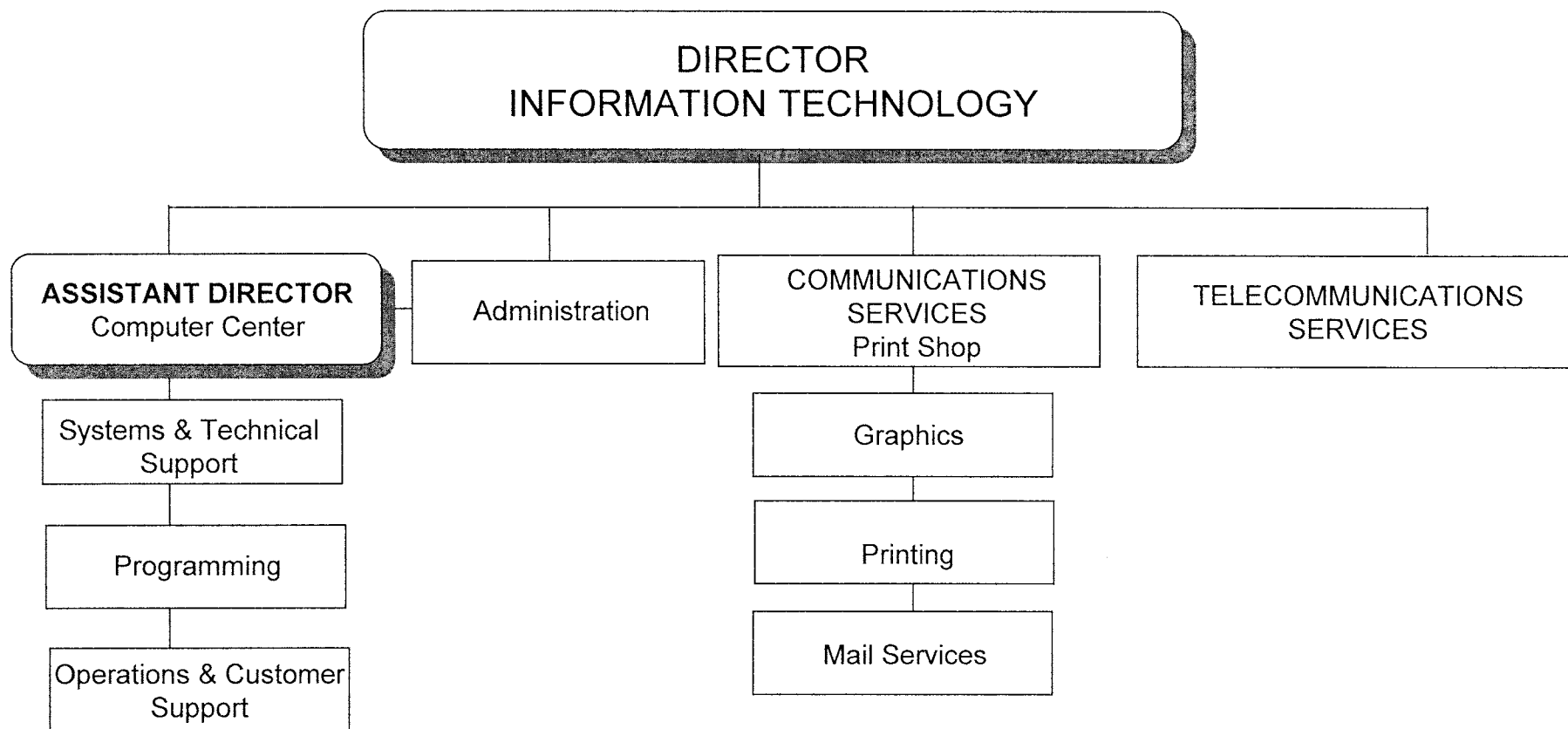
REPORT:BP032

BROOME COUNTY GOVERNMENT
REVENUE AND APPROPRIATION SUMMARY
BY DEPARTMENT

FUND 1010 General Operating
DEPT 08000000 Finance

Account	2009 Actuals	2010 Budget	2010 YTD Actuals As of 08/31/10	2011 Budget Requested	2011 Budget Recommended
6008002 SOCIAL SECURITY	44,345	51,808	29,561	0	0
6008004 WORKERS COMPENSATION	4,800	4,490	2,245	0	0
6008006 LIFE INSURANCE	232	249	158	0	0
6008007 HEALTH INSURANCE	98,262	124,782	63,842	0	0
6008009 RETIREE HEALTH INSURANCE	58,184	63,577	10,053	0	0
6008010 DISABILITY INSURANCE	1,015	1,032	594	0	0
0000080 Employee Benefits Totals	251,188	319,336	141,411	0	0
Exp Totals for Dept 08000000	859,195	999,294	550,066	0	0
Total for Dept 08000000	133,407,329	141,537,660	100,962,184	0	0

INFORMATION TECHNOLOGY



INFORMATION TECHNOLOGY DIVISION

MISSION STATEMENT

To deliver Information Technology, Telecommunications, Printing, Graphic, and Mail Services to all County departments, designated agencies, and various non-profit organizations in a cost-effective, efficient, and professional manner.

DESCRIPTION

The Division of Information Technology is comprised of three main sections: Information Services (the Computer Center), Communications Services (printing, graphics and mail services areas), and Telecommunication Services (phones and voice services).

Information Services:

The Computer Center is comprised of four groups: Administration, Operations & Customer Support, Systems and Technical Support, and Programming.

Administration provides overall direction, general administrative, budget related processes, and clerical support for the entire division.

Operations & Customer Support staff provide 24 hour/7 days a week support for all mainframe and mini computer systems and are also on-call, for the public safety departments, at all times. Also, operations is responsible for daily and weekly back up of all computer data, printing/bursting/distribution of paychecks, department reports, forms, processing of "Freedom of Information" requests and all County-wide tax bills.

The **Systems and Technical Support** staff supports all computer systems, networks, and equipment County-wide. Resolves problems, researches new technology, install new mainframe, AS/400, PC LAN and PC programs. Prepares specifications for all computer equipment and software, orders-receives-tests-installs new computers. The staff also plans all enhancements in equipment, networks, and programs, as well as assists the Operations and Programming staff with related matters.

The **Programming** staff maintains all the necessary programs involved in the payroll, financial, and database systems, develops computer programs, performs problem resolution, conducts feasibility studies, researches new solutions and software packages, and develops user documentation and training materials for new programs.

Communication Services:

This division is responsible for providing services such as graphics technician/design, offset printing, color and black/white photocopying, and mail services to all County departments, designated agencies, non-profit organizations, schools, and local governments.

Telecommunication Services:

This division is responsible for the design, development, implementation and maintenance of Broome County's voice network. Administers and manages the associated contracts, vendors, internal and external billing, as well as end-user education and training. Also, takes care of the ordering and billing for the data communication lines in the County.

INFORMATION SERVICES

2011 OBJECTIVES

- Provide current technology to the County so that the departments in the County can function more efficiently, communicate effectively with one another, provide better services to their customers within the community, and meet their reporting requirements to the state and federal governments.
- Continue with the ERP Rollout and support what is now in production.
- Provide maintenance and support for all computer applications used by various County departments.
- Support Countywide enterprise network environment that provides applications, e-mail, information sharing, data backup and security.
- Deploy desktop virtualization as a means to save the County money by not having to replace the growing number of outdated PC's. Not all can be virtualized but will provide savings in equipment and support where they can be.
- Continue replacing outdated PCs, servers, and network equipment.
- Ensure all PCs will be capable of operating with our new standards and have the capacity to support each employee in their job.
- Provide internet access to all employees that have that requirement.
- Provide the County with capabilities to update their own content on the County website.
- Provide a County intranet that gives County information to employees, a means to submit job requests, and report problems to Information Technology.
- Continue responsiveness to departmental needs by meeting expanding demands for computerization.
- Continue to train the Information Technology staff so that they can support the newer technologies being implemented.
- Support network and computer systems for other local municipalities and agencies.
- Support Broome County and outside agencies for police mobile computing, centralized police records, traffic ticket efficiencies, and police and emergency services

2011 BUDGET HIGHLIGHTS

- Moved Time Warner Road Runner Connections from Telecomm budget to IT.
- 6004055 Computer Software & Supplies increased by \$54,930 from approved but only \$18,000 from requested from last year. This budget line contains required licenses that are needed to keep our software functional and we were able to pay for them in 2010 due to getting off the mainframe part way through the year. That money was utilized to make up for the cuts made to this line. We are requesting this line be restored to what is required. It also has gone up due to 3 year contracts ending in 2010 and are now due to be paid in 2011.
- 6004192 Software Maintenance reduced by \$75,081 because of no longer paying maintenance on our old financial application.
- 6004195 Software Rental reduced by \$100,130 because of no longer paying mainframe software maintenance because of new financial application.

10020001 INFORMATION TECHNOLOGY

<u>Title of Position</u>	<u>Grade/Unit</u>	<u>2009 Actuals</u>	<u>As of 9/1/2010 Current Authorized</u>	<u>2011 Requested</u>	<u>2011 Recommended</u>
FULL TIME					
Director of Information Services	I Admin	1	1	1	1
Assistant Director of Information Technology	H Admin	1	1	1	1
Systems Analyst (40)	26 BAPA	2	2	2	2
Systems Programmer II (40)	26 BAPA	1	1	1	1
Data Base Analyst/Trainee (40)	24/22 BAPA	1	1	1	1
Computer Programmer Analyst (40)	23 BAPA	3	3	3	3
Computer User Services Coordinator (40)	23 BAPA	1	1	1	1
Systems Programmer I /Trainee (40)	23/21 BAPA	1	1	1	1
Network Specialist (40)	22 BAPA	2	2	2	2
Computer Operations Supervisor (40)	20 BAPA	1	1	1	1
Management Associate (40)	18 BAPA	1	1	1	1
Web Master/Web Master Trainee *	20/18 CSEA	1	1	1	1
Data Communications Technician (40)	18 CSEA	1	1	1	1
Computer Hardware Tech/Trainee (40)	16/14 CSEA	3	3	2	2
Senior Computer Hardware Technician (40)	18 CSEA	1	1	1	1
Senior Computer Operator (40)	16 CSEA	3	2	2	2
Customer Support Representative (40)	14 CSEA	1	1	1	1
Secretary (40)	13 CSEA	1	1	1	1
Total Full-Time Positions		26	25	24	24
PART TIME					
Total Part-Time Positions		0	0	0	0
TOTAL POSITIONS		26	25	24	24

*Unfunded in current budget

REPORT:BP033

BROOME COUNTY GOVERNMENT
REVENUE AND APPROPRIATION SUMMARY
BY DEPARTMENT AND DIVISION

FUND 1010 General Operating
DEPT 10000000 Information Technology
DIV 02

Account	2009 Actuals	2010 Budget	2010 YTD Actuals As of 08/31/10	2011 Budget Requested	2011 Budget Recommended
0000002 Departmental Income					
5000305 DATA PROCESSING SERVICES	1,199,604	1,499,008	560,213	1,570,696	1,570,696
5000426 MISCELLANEOUS	8,340	8,490	7,315	7,680	7,680
0000002 Departmental Income Totals	1,207,944	1,507,498	567,528	1,578,376	1,578,376
0000006 Sale of Prop and Comp for Loss					
5000518 SALE OF EQUIPMENT	1	0	0	0	0
0000006 Sale of Prop and Comp for Loss Totals	1	0	0	0	0
0000007 Misc Interfund Revenues					
5000534 TRANSFER FROM INSURANCE RESERV	0	30	30	0	0
0000007 Misc Interfund Revenues Totals	0	30	30	0	0
Rev Total for Div 1002	1,207,945	1,507,528	567,558	1,578,376	1,578,376
0000010 Personal Service					
6001000 SALARIES FULL-TIME	1,467,403	1,490,510	875,779	1,450,960	1,450,960
6001002 SALARIES TEMPORARY	5,671	12,942	7,614	12,942	12,942
6001003 SALARIES OVERTIME	3,079	8,000	293	8,000	8,000
6001004 SALARIES SHIFT DIFFERENTIAL	54	150	13	150	150
6001008 STAND-BY PAY	6,180	7,000	4,680	7,000	7,000
6001968 RETIREMENT INCENTIVE	16,000	0	0	0	0
0000010 Personal Service Totals	1,498,387	1,518,602	888,379	1,479,052	1,479,052
0000040 Contractual Expenditures					
6004010 BOOKS AND SUBSCRIPTIONS	37	1,000	0	1,000	1,000
6004012 OFFICE SUPPLIES	843	1,000	461	1,000	1,000
6004048 MISC OPERATIONAL SUPPLIES	7,141	9,000	2,264	8,240	8,240
6004055 COMPUTER SOFTWARE AND SUPPLIES	43,713	33,500	17,472	92,331	92,331
6004082 COMPUTER CENTER SUPPLIES	23,008	27,320	18,453	19,560	19,560
6004100 POSTAGE AND FREIGHT	122	760	60	760	760
6004105 DUES AND MEMBERSHIPS	50	50	50	50	50
6004106 GENERAL OFFICE EXPENSES	97	0	328	0	0

REPORT:BP033

BROOME COUNTY GOVERNMENT
 REVENUE AND APPROPRIATION SUMMARY
 BY DEPARTMENT AND DIVISION

FUND 1010 General Operating
 DEPT 10000000 Information Technology
 DIV 02

Account	2009 Actuals	2010 Budget	2010 YTD Actuals As of 08/31/10	2011 Budget Requested	2011 Budget Recommended
6004160 MILEAGE AND PARKING-LOCAL	728	800	69	800	800
6004161 TRAVEL HOTEL AND MEALS	639	1,000	200	1,000	0
6004162 EDUCATION AND TRAINING	423	2,000	726	2,000	0
6004169 DAY TRIP MEAL REIMBURSEMENT	32	96	16	96	96
6004192 SOFTWARE MAINTENANCE	317,136	489,780	382,153	414,800	414,800
6004193 HARDWARE MAINTENANCE	103,084	106,590	97,721	101,014	101,014
6004194 SOFTWARE RENTAL	95,639	100,130	29,940	0	0
6004195 HARDWARE RENTAL	12,510	292,928	239,940	291,491	291,491
6004196 COPYING MACHINE RENTALS	0	0	838	1,800	1,800
6004505 CONTRACTED DATA PROCESSING SER	45,851	15,101	8,809	22,711	22,711
0000040 Contractual Expenditures Totals	651,053	1,081,055	799,500	958,653	955,653
0000041 Chargeback Expenses					
6004602 INSURANCE PREMIUM CHARGEBACK	9,442	8,684	9,006	4,432	4,432
6004615 GASOLINE CHARGEBACK	976	1,125	414	808	808
6004616 FLEET SERVICE CHARGEBACK	4,479	4,418	4,418	0	0
0000041 Chargeback Expenses Totals	14,897	14,227	13,838	5,240	5,240
0000060 Principal on Indebtedness					
6006008 PRINCIPAL ON CAPITAL LEASE	151,977	0	0	0	0
0000060 Principal on Indebtedness Totals	151,977	0	0	0	0
0000070 Interest on Indebtedness					
6007005 INTEREST ON CAPITAL LEASE	14,544	0	0	0	0
0000070 Interest on Indebtedness Totals	14,544	0	0	0	0
0000080 Employee Benefits					
6008001 STATE RETIREMENT	109,183	169,063	80,269	264,663	264,663
6008002 SOCIAL SECURITY	111,295	116,517	65,527	113,148	113,148
6008004 WORKERS COMPENSATION	9,739	9,460	9,460	10,172	10,172
6008006 LIFE INSURANCE	469	461	291	442	442
6008007 HEALTH INSURANCE	201,322	208,358	123,802	210,687	210,687
6008009 RETIREE HEALTH INSURANCE	110,341	136,738	24,496	150,361	150,361
6008010 DISABILITY INSURANCE	1,236	1,290	644	1,290	1,290
0000080 Employee Benefits Totals	543,585	641,887	304,489	750,763	750,763

REPORT:BP033

BROOME COUNTY GOVERNMENT
REVENUE AND APPROPRIATION SUMMARY
BY DEPARTMENT AND DIVISION

FUND 1010 General Operating
DEPT 10000000 Information Technology
DIV 02

Account	2009 Actuals	2010 Budget	2010 YTD Actuals As of 08/31/10	2011 Budget Requested	2011 Budget Recommended
Exp Total for Div 1002	2,874,443	3,255,771	2,006,206	3,193,708	3,190,708
Total for Div 1002	-1,666,498	-1,748,243	-1,438,648	-1,615,332	-1,612,332

COMMUNICATION SERVICES

MISSION STATEMENT

To deliver printing, graphic, and mail services to all County departments and other designated agencies in a cost-effective, efficient, and professional manner.

DESCRIPTION

The Communications Division provides desktop publishing and design services, offset printing, copy service and mail service, to all County departments, municipalities, non-profit organizations, and schools.

2011 OBJECTIVES

- Continue to provide cost saving services to all County departments and organizations while maintaining the highest quality along with a quick turn around time.
- Continue to explore new revenue outlets using a variety of on-line marketing tools.

2011 BUDGET HIGHLIGHTS

- The US Post Office is considering another postal increase of \$.01 per piece for May 2011. A definite decision will not be made until November 2010. If this increase is approved, the 4100 postage line will be affected with a 1.7% or higher increase in cost. (Approximately a \$10,000.00 increase on spending in that line)
- In 2011 we will begin negotiating a new copier contract for the year beginning 2012 to replace our existing equipment contracts. This contract will include the color copier along with the black

and white copier. We look to update or replace equipment while keeping contract pricing the same or lower per year.

- The Communications Division will continue to participate with Experience Works, Inc, an organization funded by the Department of Labor, which employs older Americans in the workplace at no cost to the County.
- In mid 2010 the Print Shop added two new services, mail merge for documents and automatic tabbing on mail pieces. These new services will help individual departments save a tremendous amount of labor and time, as well as a cost savings on envelopes, labels and staples in 2011 budgets.

10010001 INFORMATION TECHNOLOGY/Communication (Central) Services

<u>Title of Position</u>	<u>Grade/Unit</u>	<u>2009 Actuals</u>	<u>As of 9/1/2010 Current Authorized</u>	<u>2011 Requested</u>	<u>2011 Recommended</u>
FULL TIME					
Graphic Technician (40)	20 CSEA	1	1	1	1
Senior Offset Duplicating Machine Operator (40)	12 CSEA	1	1	1	1
Offset Duplicating Machine Operator (40)	11 CSEA	3	3	2	2
Courier (40)	9 CSEA	2	2	2	2
Senior Account Clerk (40)	9 CSEA	1	1	1	0
Total Full-Time Positions		8	8	7	6
PART TIME					
Mail Clerk	6 CSEA	1	1	1	1
Total Part-Time Positions		1	1	1	1
TOTAL POSITIONS		9	9	8	7

REPORT:BP033

BROOME COUNTY GOVERNMENT
 REVENUE AND APPROPRIATION SUMMARY
 BY DEPARTMENT AND DIVISION

FUND 1010 General Operating
 DEPT 10000000 Information Technology
 DIV 01

Account	2009 Actuals	2010 Budget	2010 YTD Actuals As of 08/31/10	2011 Budget Requested	2011 Budget Recommended
0000002 Departmental Income					
5000189 OTHER LOCAL GOVERNMENTS	123,624	103,400	45,103	103,400	103,400
5000307 CENTRAL SERVICES CHARGES	261,987	247,050	144,253	260,780	260,780
5000317 PRINTING CHARGEBACKS	111,323	132,300	57,004	131,000	131,000
5000333 OTHER DEPARTMENTAL CHARGEBACK	3,293	6,375	2,913	6,275	6,275
5000426 MISCELLANEOUS	26,958	23,135	5,958	23,135	23,135
0000002 Departmental Income Totals	527,185	512,260	255,231	524,590	524,590
0000007 Misc Interfund Revenues					
5000530 REFUNDS OF PRIOR YEARS EXPENDI	1	0	0	0	0
0000007 Misc Interfund Revenues Totals	1	0	0	0	0
Rev Total for Div 1001	527,186	512,260	255,231	524,590	524,590
0000010 Personal Service					
6001000 SALARIES FULL-TIME	292,616	311,607	187,883	276,307	248,056
6001001 SALARIES PART-TIME	12,260	13,014	8,034	13,404	13,404
6001003 SALARIES OVERTIME	532	0	0	0	0
0000010 Personal Service Totals	305,408	324,621	195,917	289,711	261,460
0000040 Contractual Expenditures					
6004010 BOOKS AND SUBSCRIPTIONS	500	500	500	500	500
6004011 DUPLICATING AND PRINTING RM SU	13,289	14,000	7,511	11,000	11,000
6004012 OFFICE SUPPLIES	44,480	50,000	38,317	48,000	48,000
6004055 COMPUTER SOFTWARE AND SUPPLIES	550	1,000	0	0	0
6004100 POSTAGE AND FREIGHT	523,998	590,000	315,748	575,569	575,569
6004106 GENERAL OFFICE EXPENSES	1,808	2,000	592	1,500	1,500
6004160 MILEAGE AND PARKING-LOCAL	163	0	0	0	0
6004195 HARDWARE RENTAL	0	0	0	11,028	11,028
6004196 COPYING MACHINE RENTALS	56,874	62,000	39,537	62,000	62,000
0000040 Contractual Expenditures Totals	641,662	719,500	402,205	709,597	709,597
0000041 Chargeback Expenses					

REPORT:BP033

BROOME COUNTY GOVERNMENT
REVENUE AND APPROPRIATION SUMMARY
BY DEPARTMENT AND DIVISION

FUND 1010 General Operating
DEPT 10000000 Information Technology
DIV 01

Account	2009 Actuals	2010 Budget	2010 YTD Actuals As of 08/31/10	2011 Budget Requested	2011 Budget Recommended
6004602 INSURANCE PREMIUM CHARGEBACK	3,147	2,895	2,895	1,662	1,662
6004615 GASOLINE CHARGEBACK	1,135	2,625	967	1,885	1,885
6004616 FLEET SERVICE CHARGEBACK	2,239	2,209	2,209	0	0
0000041 Chargeback Expenses Totals	6,521	7,729	6,071	3,547	3,547
0000060 Principal on Indebtedness					
6006008 PRINCIPAL ON CAPITAL LEASE	9,505	0	0	0	0
0000060 Principal on Indebtedness Totals	9,505	0	0	0	0
0000070 Interest on Indebtedness					
6007005 INTEREST ON CAPITAL LEASE	849	0	0	0	0
0000070 Interest on Indebtedness Totals	849	0	0	0	0
0000080 Employee Benefits					
6008001 STATE RETIREMENT	21,742	34,588	17,019	49,736	44,651
6008002 SOCIAL SECURITY	22,419	24,834	14,259	22,162	20,001
6008004 WORKERS COMPENSATION	3,506	3,153	3,153	3,662	3,662
6008006 LIFE INSURANCE	168	171	115	154	135
6008007 HEALTH INSURANCE	53,608	60,360	36,641	56,078	56,078
6008009 RETIREE HEALTH INSURANCE	68,061	74,366	11,890	78,916	78,916
6008010 DISABILITY INSURANCE	1,131	1,161	740	1,032	903
0000080 Employee Benefits Totals	170,635	198,633	83,817	211,740	204,346
Exp Total for Div 1001	1,134,580	1,250,483	688,010	1,214,595	1,178,950
Total for Div 1001	-607,394	-738,223	-432,779	-690,005	-654,360

TELECOMMUNICATIONS

MISSION STATEMENT

To provide all voice and data telecommunication services and equipment at the lowest possible costs; utilizing state of the art technology, in order to enable each Broome County Department to communicate efficiently and cost-effectively.

DESCRIPTION

The Telecommunication Services Division is responsible for the design, development, implementation, and maintenance of Broome County's voice and data network telecommunication services.

Administers and manages the associated contracts, vendors, internal and external billing, as well as end-user education and training.

2011 OBJECTIVES

- Continue maintaining and developing an efficient, cost effective voice communications network.
- Successful completion of major on-going projects, as well as upcoming department/employee relocations.
- Reduce contractually obligated expenses while maintaining the quality of service our customers (administration & end-users) have come to depend on.
- Provide and support a network connection between Broome County, New York State, and many other local municipalities.
- Support Broome County and outside agencies for police mobile computing project; centralized police records, and police and emergency services dispatching.

2011 BUDGET HIGHLIGHTS

- Decrease in 6004102 (Telephone) from a reduction in the total pager equipment and services.
- Expansion of Blackberry services.
- Shift of funding from Telecom to IT budget for the Time Warner Cable services to IT.

10030001 INFORMATION TECHNOLOGY/Telecommunication Services

<u>Title of Position</u>	<u>Grade/Unit</u>	<u>2009 Actuals</u>	<u>As of 9/1/2010 Current Authorized</u>	<u>2011 Requested</u>	<u>2011 Recommended</u>
FULL TIME					
Telecommunications Manager	25 BAPA	1	1	1	1
Telephone Technician/Trainee	20/16 CSEA	<u>1</u>	<u>1</u>	<u>1</u>	<u>1</u>
Total Full-Time Positions		2	2	2	2
PART TIME					
Total Part-Time Positions		0	0	0	0
TOTAL POSITIONS		2	2	2	2

REPORT:BP033

BROOME COUNTY GOVERNMENT
 REVENUE AND APPROPRIATION SUMMARY
 BY DEPARTMENT AND DIVISION

FUND 1010 General Operating
 DEPT 1000000 Information Technology
 DIV 03

Account	2009 Actuals	2010 Budget	2010 YTD Actuals As of 08/31/10	2011 Budget Requested	2011 Budget Recommended
0000002 Departmental Income					
5000111 TELEPHONE CHGS - OUTSIDE USERS	71,831	70,561	37,768	73,480	73,480
5000315 TELEPHONE CHGS - COUNTY OWNED	328,028	342,378	183,568	391,285	391,285
0000002 Departmental Income Totals	399,859	412,939	221,336	464,765	464,765
Rev Total for Div 1003	399,859	412,939	221,336	464,765	464,765
0000010 Personal Service					
6001000 SALARIES FULL-TIME	125,851	125,766	77,319	133,417	133,417
6001003 SALARIES OVERTIME	948	640	0	640	640
0000010 Personal Service Totals	126,799	126,406	77,319	134,057	134,057
0000040 Contractual Expenditures					
6004010 BOOKS AND SUBSCRIPTIONS	0	395	0	198	198
6004012 OFFICE SUPPLIES	21	565	0	565	565
6004055 COMPUTER SOFTWARE AND SUPPLIES	643	2,550	0	2,550	2,550
6004100 POSTAGE AND FREIGHT	12	450	162	400	400
6004101 TELEPHONE	26,813	27,216	5,408	37,416	37,416
6004102 TELEPHONE EQUIPMENT	541,537	573,323	388,284	487,242	487,242
6004103 TELEPHONE LOCAL CALLS	40,017	55,000	28,290	38,152	38,152
6004104 TELEPHONE LONG DISTANCE	28,317	35,000	19,414	23,881	23,881
6004105 DUES AND MEMBERSHIPS	55	150	0	150	150
6004138 OTHER OPERATIONAL EXPENSES	57,254	51,619	1,004	19,837	19,837
6004160 MILEAGE AND PARKING-LOCAL	70	50	0	50	50
6004161 TRAVEL HOTEL AND MEALS	0	1,200	0	1,200	0
6004162 EDUCATION AND TRAINING	49	2,890	0	2,890	0
6004195 HARDWARE RENTAL	1,712	2,400	109,771	130,731	130,731
6004253 EMPLOYMENT GENERATING SERVICE	24	0	0	0	0
0000040 Contractual Expenditures Totals	696,524	752,808	552,333	745,262	741,172
0000041 Chargeback Expenses					
6004602 INSURANCE PREMIUM CHARGEBACK	699	643	643	369	369
6004615 GASOLINE CHARGEBACK	1,501	3,306	604	3,407	3,407
6004616 FLEET SERVICE CHARGEBACK	4,479	4,419	4,419	3,693	3,693

REPORT:BP033

BROOME COUNTY GOVERNMENT
REVENUE AND APPROPRIATION SUMMARY
BY DEPARTMENT AND DIVISION

FUND 1010 General Operating
DEPT 10000000 Information Technology
DIV 03

Account	2009 Actuals	2010 Budget	2010 YTD Actuals As of 08/31/10	2011 Budget Requested	2011 Budget Recommended
0000041 Chargeback Expenses Totals	6,679	8,368	5,666	7,469	7,469
0000080 Employee Benefits					
6008001 STATE RETIREMENT	9,213	13,960	7,011	24,245	24,245
6008002 SOCIAL SECURITY	9,299	9,621	5,682	10,304	10,304
6008004 WORKERS COMPENSATION	779	701	701	814	814
6008006 LIFE INSURANCE	36	38	26	38	38
6008007 HEALTH INSURANCE	22,704	21,473	13,367	22,622	22,622
6008009 RETIREE HEALTH INSURANCE	15,082	16,591	0	17,479	17,479
6008010 DISABILITY INSURANCE	120	129	82	129	129
0000080 Employee Benefits Totals	57,233	62,513	26,869	75,631	75,631
Exp Total for Div 1003	887,235	950,095	662,187	962,419	958,329
Total for Div 1003	-487,376	-537,156	-440,851	-497,654	-493,564
Total for Dept 10000000	-2,761,268	-3,023,622	-2,312,278	-2,802,991	-2,760,256

LAW

COUNTY ATTORNEY

SERVICES PROVIDED BY MAIN LEGAL UNIT

- Litigation
 - Defense
 - Prosecution
- General Counsel to County Executive, Departments, Legislature, Boards and Agencies
- Resolutions
- Interpretation & Opinions
- Contracts & Negotiations
- Legal Drafting
- Liability Assessment
- Program Assessment & Planning
- Liaison Services
- Internal/External Problem Solving
- Prosecute Juvenile Delinquents and Persons in Need of Supervision (PINS)

SERVICES PROVIDED BY DSS LEGAL UNIT

- Prosecute Child Abuse & Neglect Petitions
- Adult Protective Services
- Recovery & Assistance
- Prosecute Termination of Parental Rights Petitions
- DSS Contracts
- DSS Litigation
- General Counsel to DSS
- Welfare Fraud Investigation
- Dependent Support Enforcement
- Present Paternity Petitions

SUPPORT PROVIDED TO RISK MANAGEMENT

- Supervision
- General Counsel
- Case Reviews
- Risk Assessment & Coordination

RISK MANAGEMENT

- Risk Assessment & Prevention
- Counsel
- Investigation
- Case Reviews
- Health Insurance & Compensation Claims Administration
- Claims Fraud Prevention

SUPPORT PROVIDED TO CORONER

- Legal Counsel
- Budget & Financial Management

SUPPORT PROVIDED TO JUSTICE & CONSTABLES

- Financial Management

LAW (County Attorney)

MISSION STATEMENT

To legally protect and indemnify all Broome County Government in its deliberations and actions by providing effective legal representation and advice for the entire County, including the County Executive, the Legislature, all County departments and various boards.

DESCRIPTION

- Draft resolutions, local laws, contracts, and other documents at the request of all Broome County departments, boards, officers and employees.
- Defend the County of Broome, its officers and employees in all civil actions commenced against them in all local, state, and federal courts and to initiate litigation on behalf of the County to recover money and property due the County.
- Assist County departments in resolving disputes with outside vendors, contractors, and landlords to avoid litigation when possible.
- Represent and advise the Broome County Legislature, The Board of Acquisition and Contract, the Public Library, Broome Community College, the Arena Board and other County legislative and advisory boards.
- Prosecute in the name of the County and in the name of the state all children under the age of 16 who either break the law or are in need of supervision.
- Prosecute health code violations and illegal dumping cases.
- Represent the County in all administrative hearings and reviews at the local, state, and federal level.
- Represent the Director of Office of Management and Budget in their capacity as Public Administrator of decedent's estates.
- Provide formal and informal legal advice to all departments, etc.

2011 OBJECTIVES

- Continue our policy of vigorously defending the County and settling litigation only when it is clearly indicated to be in the best interest of the County to do so.
- Assist County Administration and Legislature in County's economic development initiatives.
- Assist County Administration and Legislature in management of issues concerning gas drilling in Broome County.
- Assist County Administration and Legislature in shared services and consolidation initiatives.
- Continue development of central digital file for contracts, legal opinions, and similar documents. This will be an extension of and interface with "Law File".
- Assist County Administration and Legislature in reviewing and revising, when necessary, the Broome County Charter.

11010001LAW (County Attorney)

<u>Title of Position</u>	<u>Grade/Unit</u>	<u>2009 Actuals</u>	<u>As of 9/1/2010 Current Authorized</u>	<u>2011 Requested</u>	<u>2011 Recommended</u>
FULL TIME					
County Attorney	AT-6	1	1	1	1
Chief Assistant County Attorney	AT-4	1	1	1	1
Senior Assistant County Attorney	AT-3	1	1	1	1
Assistant County Attorney II	AT-2	2	2	2	2
Assistant County Attorney	AT-1	1	1	1	1
Secretary to County Attorney	16 Admin	1	1	1	1
Paralegal	15 Admin	1	1	1	1
Secretary	14 Admin	2	2	2	2
Keyboard Specialist	9 Admin	<u>1</u>	<u>1</u>	<u>0</u>	<u>0</u>
Total Full-Time Positions		11	11	10	10
PART TIME					
Total Part-Time Positions		0	0	0	0
TOTAL POSITIONS		11	11	10	10

REPORT:BP033

BROOME COUNTY GOVERNMENT
REVENUE AND APPROPRIATION SUMMARY
BY DEPARTMENT AND DIVISION

FUND 1010 General Operating
DEPT 11000000 Law
DIV 01

Account	2009 Actuals	2010 Budget	2010 YTD Actuals As of 08/31/10	2011 Budget Requested	2011 Budget Recommended
0000002 Departmental Income					
5000179 CHARGES FOR SERVICES	16,013	0	0	0	0
5000310 COUNTY ATTORNEY FEES & CHARGES	112,617	331,885	95,952	336,885	336,885
5000428 OTHER CHARGES	4,883	12,000	1,502	12,000	12,000
5000433 LITIGATION RECOVERY	638	0	0	0	0
0000002 Departmental Income Totals	134,151	343,885	97,454	348,885	348,885
0000007 Misc Interfund Revenues					
5000534 TRANSFER FROM INSURANCE RESERV	0	800	800	0	0
0000007 Misc Interfund Revenues Totals	0	800	800	0	0
Rev Total for Div 1101	134,151	344,685	98,254	348,885	348,885
0000010 Personal Service					
6001000 SALARIES FULL-TIME	672,376	685,113	418,518	649,484	649,484
6001002 SALARIES TEMPORARY	977	0	0	0	0
0000010 Personal Service Totals	673,353	685,113	418,518	649,484	649,484
0000040 Contractual Expenditures					
6004010 BOOKS AND SUBSCRIPTIONS	17,386	20,000	8,377	20,000	20,000
6004012 OFFICE SUPPLIES	5,404	6,850	2,836	6,850	6,850
6004055 COMPUTER SOFTWARE AND SUPPLIES	1,526	4,000	0	3,000	3,000
6004056 COMPUTER EQUIPMENT(NON CAPITAL	0	0	416	1,000	1,000
6004100 POSTAGE AND FREIGHT	773	750	542	750	750
6004101 TELEPHONE	181	0	0	0	0
6004105 DUES AND MEMBERSHIPS	2,915	3,000	0	3,000	3,000
6004106 GENERAL OFFICE EXPENSES	166	485	306	485	485
6004160 MILEAGE AND PARKING-LOCAL	63	100	69	100	100
6004161 TRAVEL HOTEL AND MEALS	3,118	3,250	1,463	3,250	3,250
6004162 EDUCATION AND TRAINING	1,832	3,500	1,100	3,500	3,500
6004168 OTHER PERSONAL EXPENSES	120	150	120	150	150
6004196 COPYING MACHINE RENTALS	1,324	2,700	1,547	2,700	2,700
6004505 CONTRACTED DATA PROCESSING SER	11,910	12,702	7,345	13,500	13,500
6004534 JUROR FEES AND COURT EXPENSES	3,440	2,500	920	2,500	2,500
6004537 INVESTIGATIONS EXPENSES	12	2,000	150	2,000	2,000

REPORT:BP033

BROOME COUNTY GOVERNMENT
 REVENUE AND APPROPRIATION SUMMARY
 BY DEPARTMENT AND DIVISION

FUND 1010 General Operating
 DEPT 11000000 Law
 DIV 01

Account	2009 Actuals	2010 Budget	2010 YTD Actuals As of 08/31/10	2011 Budget Requested	2011 Budget Recommended
6004538 LEGAL CHARGES AND FEES	2,095	100,000	2,314	70,000	70,000
6004541 STENOGRAPHIC SERVICES	7,693	12,000	5,972	12,000	12,000
0000040 Contractual Expenditures Totals	59,958	173,987	33,477	144,785	144,785
0000041 Chargeback Expenses					
6004602 INSURANCE PREMIUM CHARGEBACK	210	565	556	230	230
0000041 Chargeback Expenses Totals	210	565	556	230	230
0000060 Principal on Indebtedness					
6006008 PRINCIPAL ON CAPITAL LEASE	1,423	0	0	0	0
0000060 Principal on Indebtedness Totals	1,423	0	0	0	0
0000070 Interest on Indebtedness					
6007005 INTEREST ON CAPITAL LEASE	287	0	0	0	0
0000070 Interest on Indebtedness Totals	287	0	0	0	0
0000080 Employee Benefits					
6008001 STATE RETIREMENT	49,906	77,378	37,508	116,907	116,907
6008002 SOCIAL SECURITY	48,834	53,329	29,782	49,686	49,686
6008004 WORKERS COMPENSATION	4,833	4,546	2,273	4,867	4,867
6008006 LIFE INSURANCE	211	199	136	190	190
6008007 HEALTH INSURANCE	141,337	152,022	92,272	151,050	151,050
6008009 RETIREE HEALTH INSURANCE	41,808	40,356	9,097	59,939	59,939
0000080 Employee Benefits Totals	286,929	327,830	171,068	382,639	382,639
Exp Total for Div 1101	1,022,160	1,187,495	623,619	1,177,138	1,177,138
Total for Div 1101	-888,009	-842,810	-525,365	-828,253	-828,253

LAW – DSS LEGAL UNIT

MISSION STATEMENT

Provide exemplary legal representation and counsel, to effectively support the many programs administered by Broome County's Department of Social Services.

DESCRIPTION

The function of the Legal Unit is to represent the Department of Social Services effectively in court and administrative hearings, and to advise and furnish legal services in support of the departments many programs.

In representing the department's Child Welfare and Child Support Programs, the Legal Unit is the single highest volume user of Broome County's Family Court system. For 2009, Legal Unit Family Court appearances totaled 7,238, a 4% increase over 2008.

The Legal Unit is the legal safeguard for Broome County's abused & neglected children. Complex Family Court cases involving child abuse, child neglect, and foster children accounted for 2,682 attorney appearances.

Revenue producing cases seeking reimbursement for public assistance and Medicaid expenditures accounted for 4,556 court

appearances. Legal Unit attorneys also appear in significant appellate and other litigation, particularly litigation involving the Department's Medical Assistance and Protective Services for Adults Programs, as well as cases involving permanence for foster children. Each of these cases involves extensive preparation and court time.

The Legal Unit has also successfully taken the lead in Broome County's participation in New York State's Medicaid Provider Fraud Demonstration Project. Over 25 audits of local area providers involving over \$50 million in Medicaid claims will be audited. From 2010 through 2012 over \$2 million in revenue will be received through the Legal Unit's Medicaid compliance activities.

Despite budget cuts which reduced DSS' staffing, reorganizations within DSS, turnover of DSS administrative and line staff, and state and federal legislative changes that make recoveries of Medicaid expenditures more difficult, in addition to its successful Medicaid provider audit activities, the Legal Unit continues in other respects to also be extremely revenue positive. Non-child support collections involving personal injury, property, mortgage, and estate claims for 2009 totaled \$1,066,009.93. For 2011 Legal Unit non-child support collections are projected to increase to \$1,700,000. For 2011, child support collections representing recoveries of Public Assistance expenditures are projected to total an additional \$2,600,000. Overall, Legal Unit 2011 collections are anticipated to total a record high \$4,300,000.

In addition to actual monetary collections to reimburse cash welfare and Medicaid programs, the Legal Unit continued to obtain significant Medicaid cost savings through securing court orders requiring private health insurance to pay for health care, prior Medicaid funds being expended. Legal Unit third party health insurance reimbursement efforts substantially contribute to over \$20,000,000 annual Medicaid savings.

2011 OBJECTIVES

- Continue Broome County's successful participation in NY State's Medicaid Provider Fraud Demonstration Program, through finalizing audits underway and commencing additional audits of local area Medicaid providers.
- Maintain compliance with federal Title IV-E standards, by assuring legally compliant court orders are obtained involving all foster children, thereby facilitating Broome's continued receipt of substantial federal reimbursement.
- Continue to be revenue positive, through obtaining substantial monetary recoveries to reimburse public assistance and Medicaid expenditures.

11020001 LAW/DSS Legal Services

<u>Title of Position</u>	<u>Grade/Unit</u>	<u>2009 Actuals</u>	<u>As of 9/1/2010 Current Authorized</u>	<u>2011 Requested</u>	<u>2011 Recommended</u>
FULL TIME					
Deputy County Attorney	AT-5	1	1	1	1
Senior Assistant County Attorney	AT-3	2	2	2	2
Assistant County Attorney II	AT-2	2	2	2	2
Assistant County Attorney	AT-1	2	2	2	2
Office Manager	16 Admin	1	1	1	1
Paralegal	15 Admin	2	2	2	2
Secretary	14 Admin	1	1	1	1
Keyboard Specialist	9 Admin	<u>1</u>	<u>1</u>	<u>1</u>	<u>1</u>
Total Full-Time Positions		12	12	12	12
PART TIME					
Total Part-Time Positions		0	0	0	0
TOTAL POSITIONS		12	12	12	12

REPORT:BP033

BROOME COUNTY GOVERNMENT
 REVENUE AND APPROPRIATION SUMMARY
 BY DEPARTMENT AND DIVISION

FUND 1010 General Operating
 DEPT 11000000 Law
 DIV 02

Account	2009 Actuals	2010 Budget	2010 YTD Actuals As of 08/31/10	2011 Budget Requested	2011 Budget Recommended
0000002 Departmental Income					
5000313 CHARGEBACKS - D S S	934,164	1,083,475	352,445	1,097,115	1,097,115
0000002 Departmental Income Totals	934,164	1,083,475	352,445	1,097,115	1,097,115
0000007 Misc Interfund Revenues					
5000530 REFUNDS OF PRIOR YEARS EXPENDI	130	0	0	0	0
0000007 Misc Interfund Revenues Totals	130	0	0	0	0
Rev Total for Div 1102	934,294	1,083,475	352,445	1,097,115	1,097,115
0000010 Personal Service					
6001000 SALARIES FULL-TIME	668,477	722,277	432,093	700,232	700,232
6001010 SALARY ADJUSTMENTS	0	5,008	0	4,963	4,963
6001968 RETIREMENT INCENTIVE	16,000	0	0	0	0
0000010 Personal Service Totals	684,477	727,285	432,093	705,195	705,195
0000040 Contractual Expenditures					
6004010 BOOKS AND SUBSCRIPTIONS	9,167	10,800	6,234	10,800	10,800
6004012 OFFICE SUPPLIES	22,621	8,570	2,829	6,870	6,870
6004055 COMPUTER SOFTWARE AND SUPPLIES	45	0	0	0	0
6004100 POSTAGE AND FREIGHT	422	500	281	500	500
6004105 DUES AND MEMBERSHIPS	1,330	1,600	0	1,600	1,600
6004106 GENERAL OFFICE EXPENSES	165	1,000	0	500	500
6004117 BUILDING AND GROUNDS EXPENSES	734	0	0	0	0
6004137 ADVERTISING AND PROMOTION EXPE	0	500	284	500	500
6004160 MILEAGE AND PARKING-LOCAL	0	612	16	100	100
6004161 TRAVEL HOTEL AND MEALS	1,452	0	442	1,700	1,700
6004162 EDUCATION AND TRAINING	2,474	0	0	1,000	1,000
6004163 MANAGEMENT TRAINING PROGRAM	0	0	558	0	0
6004168 OTHER PERSONAL EXPENSES	60	120	205	120	120
6004192 SOFTWARE MAINTENANCE	1,872	1,872	1,872	1,872	1,872
6004193 HARDWARE MAINTENANCE	0	950	0	475	475
6004536 WITNESS EXPENSES	0	1,500	0	1,500	1,500
6004538 LEGAL CHARGES AND FEES	10,177	12,000	6,823	12,000	12,000
6004541 STENOGRAPHIC SERVICES	0	500	0	500	500

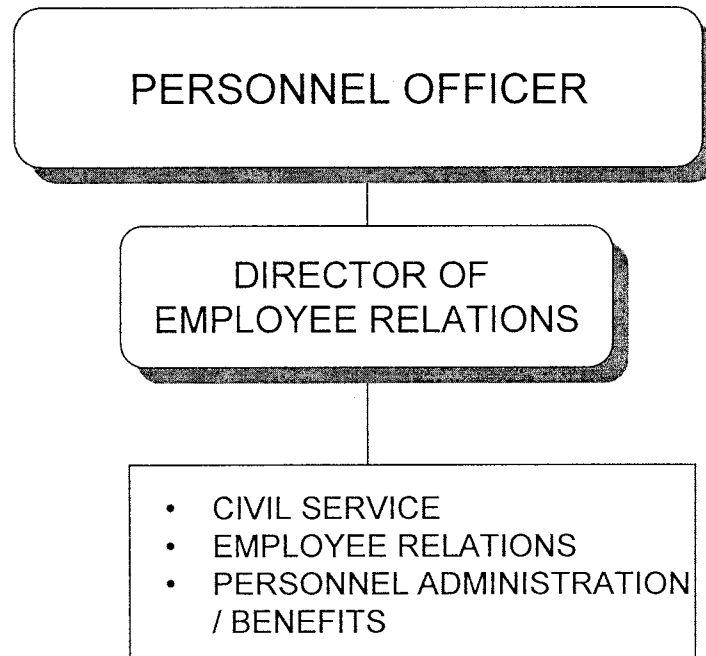
REPORT:BP033

BROOME COUNTY GOVERNMENT
REVENUE AND APPROPRIATION SUMMARY
BY DEPARTMENT AND DIVISION

FUND 1010 General Operating
DEPT 11000000 Law
DIV 02

Account	2009 Actuals	2010 Budget	2010 YTD Actuals As of 08/31/10	2011 Budget Requested	2011 Budget Recommended
0000040 Contractual Expenditures Totals	50,519	40,524	19,544	40,037	40,037
0000041 Chargeback Expenses					
6004601 INDIRECT COSTS	0	7,100	0	0	0
6004602 INSURANCE PREMIUM CHARGEBACK	210	211	211	231	231
6004618 OFFICE SUPPLIES CHARGEBACK	3,865	4,200	2,287	4,200	4,200
0000041 Chargeback Expenses Totals	4,075	11,511	2,498	4,431	4,431
0000080 Employee Benefits					
6008001 STATE RETIREMENT	50,465	80,153	39,655	126,042	126,042
6008002 SOCIAL SECURITY	50,324	55,233	31,667	53,568	53,568
6008004 WORKERS COMPENSATION	4,833	4,546	2,273	4,867	4,867
6008006 LIFE INSURANCE	214	230	152	230	230
6008007 HEALTH INSURANCE	121,860	147,402	76,817	132,118	132,118
6008009 RETIREE HEALTH INSURANCE	15,082	16,591	3,565	23,527	23,527
0000080 Employee Benefits Totals	242,778	304,155	154,129	340,352	340,352
Exp Total for Div 1102	981,849	1,083,475	608,264	1,090,015	1,090,015
Total for Div 1102	-47,555	0	-255,819	7,100	7,100
Total for Dept 11000000	-935,564	-842,810	-781,184	-821,153	-821,153

DEPARTMENT OF PERSONNEL



DEPARTMENT OF PERSONNEL

MISSION STATEMENT

To administer, in a fair and equitable manner, the provisions of the New York State Civil service Law and the Broome County Civil Service Rules with respect to the offices and employment in the classified service of 43 Broome County departments and the civil divisions therein, which include sixteen (16) towns, seven (7) village, twelve (12) school districts (except Binghamton) and two (2) special districts of the County.

The department also administers various human resource functions for County government including employee relations, employee benefits, leaves of absence, record management, recruitment, training, and staff development.

In addition, the department is responsible for the administration of various federal, state and local laws, rules and regulations such as the Taylor Law, Fair Labor Standards Act and Family and Medical Leave Act.

DESCRIPTION

The Broome County Department of Personnel is comprised of four (4) functional units as follows:

1. The **Civil Service Administration Unit** administers New York State Civil Service Law, and develops and maintains the position classification plan. This unit also administers competitive examinations, certifies payrolls, reviews applicant qualifications, reviews and approves appointments and personnel changes, oversees state mandated roster card maintenance,

certifies civil service eligible lists, develops and maintains County civil service rules, provides advice, counsel and support to appointing authorities in the County, the towns, village, school districts and special districts and calculates all lay-offs for the County and the jurisdictions. All civil service functions are mandated by NYS Civil Service Law which forbids charging for any services; however we are allowed to charge exam fees. The state continues to decentralize more exams which are more time consuming for our staff. It is the goal of this unit to uphold the standards of merit and fitness in the hiring of all civil service employees, as required by the New York State Constitution. The unit continues to work with Information Technology toward automating as much of these processes as possible to provide better service.

2. The **Personnel Administration/Benefits Unit** is responsible for the administration of County benefit programs (i.e. health insurance, life insurance, disability insurance, flexible spending accounts and retirement). This unit also administers the central records system (payroll and position control files), unemployment insurance, leaves of absence, is responsible for maintenance and updates of the Personnel Policy and Procedures Manual and Employee Handbook and maintains personnel files and State required roster cards under the guidance of the civil service unit. Other areas of responsibility include monitoring employee performance evaluations, salary and longevity administration, employee assistance program, recruitment, new employee orientation and development/coordination of programs to improve employee productivity and morale such as flu shot programs and coordination of special training requests. Support is provided to the Director of Employee Relations by developing and producing specialized reports and researching employee histories. The unit ensures compliance with the Family and

Medical Leave Act and COBRA Laws. There is coordination with the New York State Retirement System on special events such as early retirement incentives and seminars. This unit is responsible for the distribution of retirement information from the retirement system to the employees. The unit answers all employee verification requests. It is the goal of this unit to provide information services to the employees, department heads and supervisors of Broome County in an efficient and courteous manner.

3. The **Director of Employee Relations** is responsible for negotiating and administering eight (8) collective bargaining agreements. This includes the handling of all grievances, disciplinary matters and improper practices as well as providing advice on topics such as attendance, performance and layoffs. The unit also monitors compliance with and offers guidance on a variety of laws pertaining to the human resource function including Family and Medical Leave Act, Fair Labor Standards Act and Taylor Law. In addition, issues regarding Unemployment Benefits, State Human Rights Complaints, Federal Department of Labor and Equal Employment Opportunity Commission Complaints are addressed by this unit. The Director provides training to supervisors in the areas of discipline and contract administration and attempts to resolve issues in an informal manner. It is his goal to work with County and union representatives to prevent potential problems where possible and to address problems that do arise. He seeks outcomes which are in the best interest of Broome County while also providing a fair and equitable workplace for the employees of Broome County.

In many cases, these outcomes alleviate costly legal expenses from arbitration hearings or other litigation. An example of such was the resolution of the contract dispute in November 2006

with the Broome County Sheriff's Law Enforcement Officers Association. By working together with union officials the County Executive and her administration were able to resolve this contract dispute shortly before Interest Arbitration hearings were to begin. With many days of hearings expected, resolving this contract dispute at this stage resulted in tremendous savings to both the County and union. This cooperative relationship between County administration and the various employee labor unions has proved to be successful in many instances.

In April 2005, Broome County and the Village of Endicott signed an inter-municipal agreement for Broome County provide the Village of Endicott labor relations professional services. This included the negotiation and administration of seven (7) labor agreements for employees in the village. In April 2007, the County Legislature approved a resolution authorizing an agreement with the Binghamton Johnson City Joint Sewage Treatment Board for Labor Relations Professional Services. In 2009, we entered into an agreement with the Village of Johnson City to negotiate a labor agreement with AFSCME public works employees. We anticipate the expansion of intermunicipal agreements for labor relations into 2010.

4. **EEOC**- The 2011 budget proposes the elimination the position of Equal Employment Opportunity Compliance Officer (EEOCO). The duties and responsibilities of this position will be disseminated to the Personnel Officer, the Director of Employee Relations and members of the Personnel Administration/Benefits Unit (see 2011 Budget Highlights below).

The responsibilities of this function include the following:

- Administration of the County's Affirmative Action plan and policies, the Minority/Women's Business Enterprise and disadvantaged Enterprise programs;
- Education and training of department heads, managers, and staff to insure that the County is compliant with federal and state legislation such as the New York State Human Rights Act, Federal Equal Employment Opportunity laws, the Americans with Disabilities Act (ADA), and NYS disability laws;
- Investigation of alleged discrimination, sexual harassment and non-compliant practices related to equal employment opportunity;
- Analysis of County employment processes including testing, hiring policies, training, promotion, etc., the development of outreach and hiring programs to attract protected class candidates to county employment;
- Outreach activities including participation in public forums focusing on public employment opportunities, the civil service process, and application procedures;
- Consultation with County departments, contractors, and project managers to insure that the County is in compliance with laws, regulations, and contractual agreements with federal and state funding agencies.

2011 Objectives

1. Continue to provide in-house training and education for County departments in the following areas:
 - General Management/Supervision Skills
 - Labor Relations Issues i.e. discipline and discharge impact of Civil Service Law, federal and state labor laws, HIPAA, FMLA, FLSA and Collective Bargaining Agreements on employment issues
2. Continue to expand automation of processes
 - Establishment of Certification of Eligibles electronically for all eligible lists.
 - Continue to work with state to streamline access to exam information
 - Work with IT to make all personnel related forms available for completion on-line
 - Update website and expand on available material
 - Participate in "Statewide Records Management" work group being established under the direction of the NYS Department of Civil Service to identify and share records/report management system currently in place in municipalities throughout the state.
3. Expand program of decentralized exams
 - Include additional decentralized exams (i.e. nearly all IT exams can now be given on-line)
4. Provide education/training to department staff
 - Identify appropriate training to enhance employee skills and improve efficiency
 - New York State Department of Civil Service, NYSAC, and various human resource associations offer free or low cost training
5. Expand training & education for civil service jurisdictions
 - Updates on civil service requirements
 - Increase visits to jurisdictions
6. Continue to support the County administration in its efforts to provide labor relations and human resource support services to municipalities throughout the County.
7. Continue to support the implementation of the E.R.P. (PeopleSoft) systems and continue our efforts to analyze and streamline departmental procedures to match the new system. Since the inception of the new ERP/PeopleSoft

program, our efforts have accounted for 15-20% of the HR/Benefits units' time.

2011 Budget Highlights

Revenue:

1. Civil Service Application Fee - Additional changes to the distribution of civil service exam fees will continue to erode our revenue. Our projected revenue is reduced from \$8,500 to \$7,000 in 2011. The anticipated reduction in revenues is primarily the result of two factors: 1) The expansion of fee waivers to include unemployed heads of households, public assistance recipients, candidates eligible for Medicare, candidates eligible for federally funded employment and training services; 2) Modification of the formula for fee sharing with the state civil service commission.
2. Health Care Administration – We chargeback Risk & Insurance for the salary and fringe benefits for the benefits assistant position. We hired a new employee for that position. Since she came in at the minimum of the grade and is not participating in our health plan her salary and fringe benefits are lower than the former long term employee reducing the revenue from \$57,827 to \$38,135.

Expenditures:

1. Salaries

- a. Full time – The 2011 budget eliminates two full time positions; Equal Employment Opportunity Compliance Officer and Senior Personnel Associate, resulting in significant savings. The EEOCO responsibilities/functions will be handled by the Personnel Officer, the Employee Relations Director and the Benefits Unit staff. I am requesting retaining the Sr. Personnel Associate in a temporary line at 12/hours/week to assist with

employee orientation and EEO training and compliance responsibilities. (see c. below)

b. Part time (1500 line) – I am requesting that the 1500 line funding for the benefits unit part time non-benefit clerk be reinstated in 2011. Currently the salary for this position is being paid from the 1600 line.

c. Temporary (1600 line) - I am requesting funding to continue the 12 hour/week Sr. Personnel Associate in the benefits unit. I am also requesting an increase in the hourly rate of pay for exam administrators from \$8/hour to \$10/hour. I continue to lose qualified dependable administrators resulting in additional overtime costs when I am forced to use internal staff to administer the exams.

13000001 PERSONNEL

<u>Title of Position</u>	<u>Grade/Unit</u>	<u>2009 Actuals</u>	<u>As of 9/1/2010 Current Authorized</u>	<u>2011 Requested</u>	<u>2011 Recommended</u>
FULL TIME					
Personnel Officer	H Admin	1	1	1	1
Director of Employee Relations	E Admin	1	1	1	1
Equal Opportunity Compliance Officer	18 Admin	1	1	0	0
Senior Personnel Associate	18 Admin	2	2	1	1
Personnel Associate/Trainee	16/14 Admin	2	2	2	2
Secretary to Personnel Officer	14 Admin	1	1	1	1
Personnel Assistant	11 Admin	4	3	3	3
Benefits Assistant	11 Admin	0	1	1	1
Clerk	7 Admin	<u>1</u>	<u>1</u>	<u>1</u>	<u>1</u>
Total Full-Time Positions		13	13	11	11
PART TIME					
Clerk	7 Admin	<u>1</u>	<u>1</u>	<u>1</u>	<u>1</u>
Total Part-Time Positions		1	1	1	1
TOTAL POSITIONS		14	14	12	12

BROOME COUNTY GOVERNMENT
 REVENUE AND APPROPRIATION SUMMARY
 BY DEPARTMENT

FUND 1010 General Operating
 DEPT 13000000 Personnel

Account	2009 Actuals	2010 Budget	2010 YTD Actuals As of 08/31/10	2011 Budget Requested	2011 Budget Recommended
0000002 Departmental Income					
5000204 CIVIL SERVICE APPLICATION FEE	11,385	8,500	6,758	7,000	7,000
5000301 HEALTH CARE ADMINISTRATION	55,679	57,827	0	38,135	38,135
0000002 Departmental Income Total	67,064	66,327	6,758	45,135	45,135
Rev Totals for Dept 13000000	67,064	66,327	6,758	45,135	45,135
0000010 Personal Service					
6001000 SALARIES FULL-TIME	562,826	580,050	317,437	476,063	476,063
6001001 SALARIES PART-TIME	12,324	0	0	10,979	10,979
6001002 SALARIES TEMPORARY	7,942	2,720	15,902	15,880	15,880
6001003 SALARIES OVERTIME	1,204	1,057	1,016	1,200	1,200
6001968 RETIREMENT INCENTIVE	16,000	0	0	0	0
0000010 Personal Service Totals	600,296	583,827	334,355	504,122	504,122
0000040 Contractual Expenditures					
6004010 BOOKS AND SUBSCRIPTIONS	459	100	0	100	100
6004012 OFFICE SUPPLIES	3,585	1,000	1,031	1,500	1,500
6004055 COMPUTER SOFTWARE AND SUPPLIES	482	200	81	200	200
6004105 DUES AND MEMBERSHIPS	340	300	100	300	300
6004106 GENERAL OFFICE EXPENSES	496	400	248	300	300
6004137 ADVERTISING AND PROMOTION EXPE	68	300	159	300	300
6004160 MILEAGE AND PARKING-LOCAL	0	200	0	100	100
6004161 TRAVEL HOTEL AND MEALS	2,306	2,000	977	3,000	0
6004162 EDUCATION AND TRAINING	475	539	495	700	0
6004163 MANAGEMENT TRAINING PROGRAM	113	800	0	500	500
6004168 OTHER PERSONAL EXPENSES	0	100	0	100	100
6004169 DAY TRIP MEAL REIMBURSEMENT	100	100	8	100	100
6004196 COPYING MACHINE RENTALS	1,257	1,300	421	1,300	1,300
6004573 OTHER FEES FOR SERVICES	375	3,000	400	2,000	2,000
0000040 Contractual Expenditures Totals	10,056	10,339	3,920	10,500	6,800
0000041 Chargeback Expenses					
6004602 INSURANCE PREMIUM CHARGEBACK	341	321	161	320	320
6004614 OTHER CHARGEBACK EXPENSES	745	650	0	745	745

REPORT:BP032

BROOME COUNTY GOVERNMENT
REVENUE AND APPROPRIATION SUMMARY
BY DEPARTMENT

FUND 1010 General Operating
DEPT 13000000 Personnel

Account	2009 Actuals	2010 Budget	2010 YTD Actuals As of 08/31/10	2011 Budget Requested	2011 Budget Recommended
0000041 Chargeback Expenses Totals	1,086	971	161	1,065	1,065
0000060 Principal on Indebtedness					
6006008 PRINCIPAL ON CAPITAL LEASE	825	0	0	0	0
0000060 Principal on Indebtedness Totals	825	0	0	0	0
0000070 Interest on Indebtedness					
6007005 INTEREST ON CAPITAL LEASE	60	0	0	0	0
0000070 Interest on Indebtedness Totals	60	0	0	0	0
0000080 Employee Benefits					
6008001 STATE RETIREMENT	42,907	64,309	29,588	87,882	87,882
6008002 SOCIAL SECURITY	43,072	44,326	23,802	37,350	37,350
6008004 WORKERS COMPENSATION	4,251	4,074	-2,037	4,242	4,242
6008006 LIFE INSURANCE	249	249	155	209	209
6008007 HEALTH INSURANCE	126,347	139,311	73,901	118,034	118,034
6008009 RETIREE HEALTH INSURANCE	51,872	59,131	9,334	60,852	60,852
6008010 DISABILITY INSURANCE	5	0	9	0	0
6008012 EMPLOYEE TUITION REIMBURSEMENT	11,843	12,000	5,100	12,000	12,000
0000080 Employee Benefits Totals	280,546	323,400	139,852	320,569	320,569
Exp Totals for Dept 13000000	892,869	918,537	478,288	836,256	832,556
Total for Dept 13000000	-825,805	-852,210	-471,530	-791,121	-787,421

PUBLIC DEFENDER

PUBLIC DEFENDER

- LEGAL REPRESENTATION
 - Pretrial - Court
 - Probation - Parole
 - Appellate - Drug Law
 Resentencing
 - Sex Offender Risk Assessment
 - Drug, IDV, DV, Mental Health Court
- INVESTIGATION
- ADMINISTRATION

GRANTS

- Aid to Defense

PUBLIC DEFENDER

MISSION STATEMENT

To defend all indigent persons accused of crimes and offenses punishable by jail.

DESCRIPTION

The Public Defender provides legal representation to all indigent persons accused of crimes or offenses in Broome County. This office acts as defense counsel from arraignment through trial and all stages of appeal for cases ranging from simple violations to homicides. This involves the full range of investigatory, pretrial, and appellate representation required in criminal cases. The office services each of the 19 village and town justice courts, the Binghamton City Court, the Broome County Court, and all higher appellate courts. Attorneys and investigators are on call 24 hours a day, seven days a week to assist recent arrestees.

2011 OBJECTIVES

Insure sufficient resources to provide effective representation.

2011 BUDGET HIGHLIGHTS

- Cases eligible for civil commitment will call for mental health experts in many instances.
- SORA (Sex Offender Risk Assessments) remain constant as do their appeals and modifications.
- Problem Solving Courts (e.g. Drug Court, IDV Court, DV Court, Mental Health Court)
- Rockefeller Drug Resentencing Cases
- Leandra's Law – Ignition Interlock Device (IID)

14000001 PUBLIC DEFENDER

<u>Title of Position</u>	<u>Grade/Unit</u>	<u>2009 Actuals</u>	<u>As of 9/1/2010 Current Authorized</u>	<u>2011 Requested</u>	<u>2011 Recommended</u>
FULL TIME					
Public Defender	AT-6	1	1	1	1
Chief Assistant Public Defender	AT-4	1	1	1	1
Senior Assistant Public Defender	AT-3	3	3	3	3
Assistant Public Defender II	AT-2	4	3	3	3
Assistant Public Defender I	AT-1	2	3	3	3
Chief Investigator - Public Defender	27 Admin	1	1	1	1
Investigator - Public Defender	21 Admin	1	1	1	1
Secretary	13 CSEA	1	1	1	1
Stenographic Secretary	13 CSEA	1	1	1	1
Intake Specialist	11 CSEA	3	3	3	3
Keyboard Specialist	8 CSEA	2	2	2	1
Receptionist Typist	6 CSEA	1	1	1	1
Total Full-Time Positions		21	21	21	20
PART TIME					
Total Part-Time Positions		0	0	0	0
TOTAL POSITIONS		21	21	21	20

REPORT:BP032

BROOME COUNTY GOVERNMENT
REVENUE AND APPROPRIATION SUMMARY
BY DEPARTMENT

FUND 1010 General Operating
DEPT 14000000 Public Defender

Account	2009 Actuals	2010 Budget	2010 YTD Actuals As of 08/31/10	2011 Budget Requested	2011 Budget Recommended
0000002 Departmental Income					
5000110 PUBLIC DEFENDER SERVICES	1,863	800	1,789	800	800
0000002 Departmental Income Total	1,863	800	1,789	800	800
0000007 Misc Interfund Revenues					
5000534 TRANSFER FROM INSURANCE RESERV	1,316	0	0	0	0
0000007 Misc Interfund Revenues Total	1,316	0	0	0	0
0000008 State Aid					
5000802 INDIGENT PAROLEES	37,407	0	0	0	0
5000818 MAJOR OFFENCE PUBLIC DEFENDER	24,886	24,500	9,258	22,100	22,100
0000008 State Aid Total	62,293	24,500	9,258	22,100	22,100
Rev Totals for Dept 14000000	65,472	25,300	11,047	22,900	22,900
0000010 Personal Service					
6001000 SALARIES FULL-TIME	1,198,990	1,225,448	735,204	1,209,853	1,185,501
6001010 SALARY ADJUSTMENTS	0	19,721	0	0	0
0000010 Personal Service Totals	1,198,990	1,245,169	735,204	1,209,853	1,185,501
0000040 Contractual Expenditures					
6004010 BOOKS AND SUBSCRIPTIONS	19,614	19,000	5,976	19,000	19,000
6004012 OFFICE SUPPLIES	12,679	13,000	3,051	12,000	12,000
6004022 FUEL AND HEATING SUPPLIES	3,045	0	0	0	0
6004041 PHOTOGRAPHIC SUPPLIES	45	200	0	100	100
6004046 GAS OIL GREASE AND DIESEL FUEL	35	50	0	50	50
6004055 COMPUTER SOFTWARE AND SUPPLIES	521	1,000	0	0	0
6004100 POSTAGE AND FREIGHT	87	250	0	150	150
6004105 DUES AND MEMBERSHIPS	550	300	270	0	0
6004106 GENERAL OFFICE EXPENSES	14,379	6,000	5,220	5,500	5,500
6004111 BUILDING AND LAND RENTAL	150,644	0	0	0	0
6004115 ELECTRIC CURRENT	19,180	0	0	0	0
6004117 BUILDING AND GROUNDS EXPENSES	7,192	0	0	0	0

BROOME COUNTY GOVERNMENT
 REVENUE AND APPROPRIATION SUMMARY
 BY DEPARTMENT

FUND 1010 General Operating
 DEPT 14000000 Public Defender

Account	2009 Actuals	2010 Budget	2010 YTD Actuals As of 08/31/10	2011 Budget Requested	2011 Budget Recommended
6004131 PHOTOGRAPHIC EXPENSES	50	125	15	100	100
6004138 OTHER OPERATIONAL EXPENSES	9,000	0	0	0	0
6004160 MILEAGE AND PARKING-LOCAL	16,675	16,000	6,247	3,000	3,000
6004161 TRAVEL HOTEL AND MEALS	525	1,000	1,000	500	500
6004162 EDUCATION AND TRAINING	2,610	2,000	2,050	2,000	2,000
6004168 OTHER PERSONAL EXPENSES	360	200	60	100	100
6004169 DAY TRIP MEAL REIMBURSEMENT	0	200	0	50	50
6004196 COPYING MACHINE RENTALS	1,455	5,550	2,710	5,500	5,500
6004200 PROPERTY LOSS	1,316	0	0	0	0
6004536 WITNESS EXPENSES	1,900	12,000	13,363	12,000	12,000
6004538 LEGAL CHARGES AND FEES	525	3,250	168	2,250	2,250
6004541 STENOGRAPHIC SERVICES	749	1,750	1,286	1,750	1,750
0000040 Contractual Expenditures Totals	263,136	81,875	41,416	64,050	64,050
0000041 Chargeback Expenses					
6004602 INSURANCE PREMIUM CHARGEBACK	4,527	876	876	2,406	2,406
6004604 DPW SECURITY CHARGEBACKS	0	92,044	46,022	83,631	83,631
6004605 COUNTY ATTORNEY CHARGEBACKS	0	1,750	449	1,750	1,750
6004606 TELEPHONE BILLING ACCOUNT	0	12,909	5,761	11,933	11,933
6004609 DATA PROCESSING CHARGEBACKS	0	42,303	21,151	46,133	46,133
6004614 OTHER CHARGEBACK EXPENSES	0	400	170	400	400
6004615 GASOLINE CHARGEBACK	2,007	3,486	1,772	1,977	1,977
6004616 FLEET SERVICE CHARGEBACK	4,479	6,628	6,628	0	0
6004617 DUPLICATING/PRINTING CHARGEBAC	0	3,000	3,070	3,000	3,000
6004618 OFFICE SUPPLIES CHARGEBACK	0	5,650	3,520	6,200	6,200
6004619 BUILDING SERVICE CHARGEBACK	0	82,178	0	82,000	82,000
0000041 Chargeback Expenses Totals	11,013	251,224	89,419	239,430	239,430
0000060 Principal on Indebtedness					
6006008 PRINCIPAL ON CAPITAL LEASE	2,820	0	0	0	0
0000060 Principal on Indebtedness Totals	2,820	0	0	0	0
0000070 Interest on Indebtedness					
6007005 INTEREST ON CAPITAL LEASE	109	0	0	0	0
0000070 Interest on Indebtedness Totals	109	0	0	0	0
0000080 Employee Benefits					

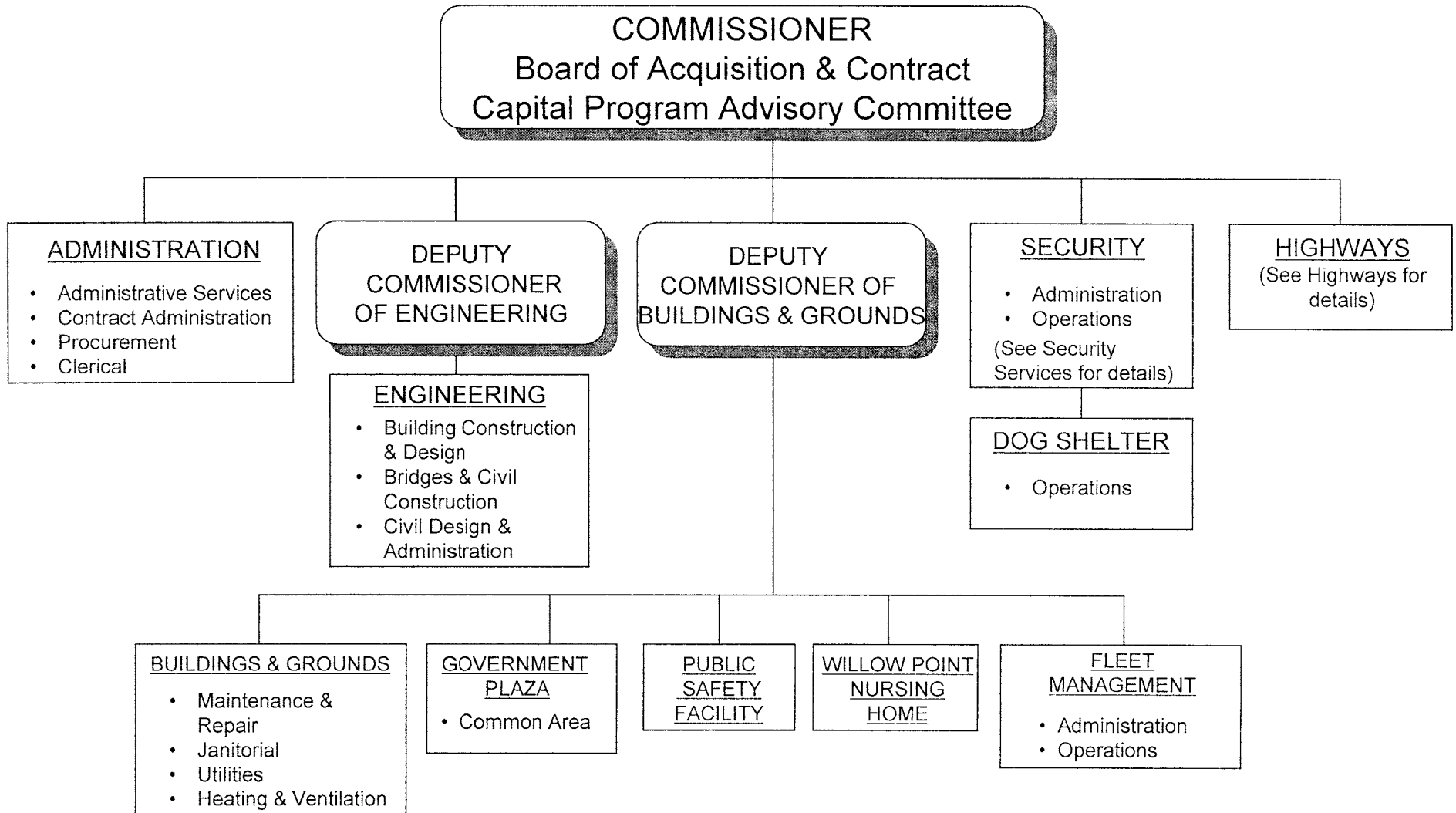
REPORT:BP032

BROOME COUNTY GOVERNMENT
REVENUE AND APPROPRIATION SUMMARY
BY DEPARTMENT

FUND 1010 General Operating
DEPT 14000000 Public Defender

Account	2009 Actuals	2010 Budget	2010 YTD Actuals As of 08/31/10	2011 Budget Requested	2011 Budget Recommended
6008001 STATE RETIREMENT	89,439	136,024	67,407	217,772	213,389
6008002 SOCIAL SECURITY	88,371	93,747	53,880	92,554	90,691
6008004 WORKERS COMPENSATION	8,822	8,261	4,130	8,737	8,737
6008006 LIFE INSURANCE	397	399	262	399	380
6008007 HEALTH INSURANCE	214,702	232,830	139,594	239,000	232,886
6008009 RETIREE HEALTH INSURANCE	6,207	6,827	1,090	7,193	7,193
6008010 DISABILITY INSURANCE	1,036	903	659	1,032	903
0000080 Employee Benefits Totals	408,974	478,991	267,022	566,687	554,179
Exp Totals for Dept 14000000	1,885,042	2,057,259	1,133,061	2,080,020	2,043,160
Total for Dept 14000000	-1,819,570	-2,031,959	-1,122,014	-2,057,120	-2,020,260

PUBLIC WORKS



PUBLIC WORKS
Administration

MISSION STATEMENT

Provide clerical, accounting, contract administration, and related services to the other Divisions of Public Works.

DESCRIPTION

The Division provides staff and support functions to the other Divisions of Public Works and for Department of Public Works Capital Projects.

2011 OBJECTIVES

- Maintain high quality of services rendered to other Divisions of Public Works.

15010001 PUBLIC WORKS/Administration

<u>Title of Position</u>	<u>Grade/Unit</u>	<u>2009 Actuals</u>	<u>As of 9/1/2010 Current Authorized</u>	<u>2011 Requested</u>	<u>2011 Recommended</u>
FULL TIME					
Commissioner of Public Works *	1 Admin	1	1	1	1
Senior Account Clerk	9 CSEA	<u>1</u>	<u>1</u>	<u>1</u>	<u>1</u>
Total Full-Time Positions		2	2	2	2
PART TIME					
Total Part-Time Positions		0	0	0	0
TOTAL POSITIONS		2	2	2	2

*Unfunded in current budget

REPORT:BP033

BROOME COUNTY GOVERNMENT
 REVENUE AND APPROPRIATION SUMMARY
 BY DEPARTMENT AND DIVISION

FUND 1010 General Operating
 DEPT 15000000 Public Works
 DIV 01

Account	2009 Actuals	2010 Budget	2010 YTD Actuals As of 08/31/10	2011 Budget Requested	2011 Budget Recommended
0000007 Misc Interfund Revenues					
5000530 REFUNDS OF PRIOR YEARS EXPENDI	51,439	0	0	0	0
0000007 Misc Interfund Revenues Totals	51,439	0	0	0	0
Rev Total for Div 1501	51,439	0	0	0	0
0000010 Personal Service					
6001000 SALARIES FULL-TIME	31,005	31,317	19,350	31,923	31,923
0000010 Personal Service Totals	31,005	31,317	19,350	31,923	31,923
0000040 Contractual Expenditures					
6004010 BOOKS AND SUBSCRIPTIONS	0	0	125	0	0
6004012 OFFICE SUPPLIES	967	1,000	992	500	500
6004022 FUEL AND HEATING SUPPLIES	0	0	2,316	0	0
6004100 POSTAGE AND FREIGHT	0	25	0	0	0
6004105 DUES AND MEMBERSHIPS	0	1,200	0	0	0
6004106 GENERAL OFFICE EXPENSES	143	0	30	0	0
6004115 ELECTRIC CURRENT	0	0	452	0	0
6004138 OTHER OPERATIONAL EXPENSES	0	0	65	0	0
6004160 MILEAGE AND PARKING-LOCAL	0	25	0	0	0
6004161 TRAVEL HOTEL AND MEALS	0	500	0	250	0
6004162 EDUCATION AND TRAINING	175	750	0	250	0
6004196 COPYING MACHINE RENTALS	285	1,962	818	1,962	1,962
6004572 ENGINEERING AND ARCHITECTURAL	18,600	0	0	0	0
0000040 Contractual Expenditures Totals	20,170	5,462	4,798	2,962	2,462
0000041 Chargeback Expenses					
6004602 INSURANCE PREMIUM CHARGEBACK	15,042	3,642	1,821	1,484	1,484
0000041 Chargeback Expenses Totals	15,042	3,642	1,821	1,484	1,484
0000060 Principal on Indebtedness					
6006008 PRINCIPAL ON CAPITAL LEASE	993	0	0	0	0

REPORT:BP033

BROOME COUNTY GOVERNMENT
 REVENUE AND APPROPRIATION SUMMARY
 BY DEPARTMENT AND DIVISION

FUND 1010 General Operating
 DEPT 15000000 Public Works
 DIV 01

Account	2009 Actuals	2010 Budget	2010 YTD Actuals As of 08/31/10	2011 Budget Requested	2011 Budget Recommended
0000060 Principal on Indebtedness Totals	993	0	0	0	0
0000070 Interest on Indebtedness					
6007005 INTEREST ON CAPITAL LEASE	494	0	0	0	0
0000070 Interest on Indebtedness Totals	494	0	0	0	0
0000080 Employee Benefits					
6008001 STATE RETIREMENT	2,301	3,476	1,753	5,746	5,746
6008002 SOCIAL SECURITY	2,056	2,396	1,258	2,442	2,442
6008004 WORKERS COMPENSATION	932	743	372	225	225
6008006 LIFE INSURANCE	19	19	13	19	19
6008007 HEALTH INSURANCE	14,435	15,669	9,755	16,508	16,508
6008009 RETIREE HEALTH INSURANCE	57,815	62,678	10,299	67,972	67,972
6008010 DISABILITY INSURANCE	129	129	82	129	129
0000080 Employee Benefits Totals	77,687	85,110	23,532	93,041	93,041
Exp Total for Div 1501	145,391	125,531	49,501	129,410	128,910
Total for Div 1501	-93,952	-125,531	-49,501	-129,410	-128,910

PUBLIC WORKS

Buildings & Grounds

MISSION STATEMENT

Provide a diverse range of efficient and cost-effective high quality services, which will ensure uninterrupted facility utilization while providing an atmosphere of professionalism to both internal and external customers.

DESCRIPTION

Provide primary maintenance operations to the Court House Complex, the Fleet Garage, George Harvey Justice Building, Edwin L. Crawford County Office Building, Public Safety Facility, Dog Shelter, and Intermodal.

Provide secondary maintenance operations to the Binghamton Regional Airport (Edwin A. Link Field), Library, Arena, Forum, Health, Mental Health, Transit, Social Services, Central Foods, Department of Motor Vehicles, WPNH, and Highway Garage.

Under the Government Tripartite Agreement – providing primary maintenance operations of the Governmental Plaza.

2011 OBJECTIVES

- Provide a pleasant, safe, and healthy environment for Broome County employees and external customers.
- To minimize risk to County employees and residents from natural and man-made disasters.
- To maximize facility assets by minimizing equipment failure.

15020101 PUBLIC WORKS/Building & Grounds

<u>Title of Position</u>	<u>Grade/Unit</u>	<u>2009 Actuals</u>	<u>As of 9/1/2010 Current Authorized</u>	<u>2011 Requested</u>	<u>2011 Recommended</u>
FULL TIME					
Deputy Commissioner of Public Works/Building & Grounds	F Admin	1	1	1	1
Facilities Manager	22 BAPA	3	3	3	3
Electrician	AFSCME	1	1	2	2
Senior Maintenance Mechanic	AFSCME	12	12	11	10
Stationary Engineer	AFSCME	3	3	2	2
Maintenance Worker	AFSCME	1	1	1	1
HVAC Systems Technician III	AFSCME	4	4	4	4
HVAC Systems Technician I	AFSCME	1	1	1	1
Custodial Supervisor	AFSCME	1	1	1	1
Custodial Worker *	AFSCME	<u>14</u>	<u>14</u>	<u>14</u>	<u>14</u>
Total Full-Time Positions		41	41	40	39
PART TIME					
Custodial Worker	AFSCME	<u>5</u>	<u>8</u>	<u>8</u>	<u>8</u>
Total Part-Time Positions		5	8	8	8
TOTAL POSITIONS		46	49	48	47

*One unfunded in current budget

REPORT:BP033

BROOME COUNTY GOVERNMENT
REVENUE AND APPROPRIATION SUMMARY
BY DEPARTMENT AND DIVISION

FUND 1010 General Operating
DEPT 15000000 Public Works
DIV 02

Account	2009 Actuals	2010 Budget	2010 YTD Actuals As of 08/31/10	2011 Budget Requested	2011 Budget Recommended
0000002 Departmental Income					
5000186 REIMBURSEMENT - GOVERNMENT PLA	95,141	150,000	0	150,000	150,000
5000302 BUILDING SERVICE CHARGEBACKS	87,651	383,110	0	350,531	350,531
5000312 RENTAL CHARGEBACKS	59,890	60,430	0	60,430	60,430
0000002 Departmental Income Totals	242,682	593,540	0	560,961	560,961
0000006 Sale of Prop and Comp for Loss					
5000516 MINOR SALES - PUBLIC WORKS	3,242	1,000	0	1,000	1,000
0000006 Sale of Prop and Comp for Loss Totals	3,242	1,000	0	1,000	1,000
0000007 Misc Interfund Revenues					
5000533 UNCLASSIFIED REVENUES	1,500	0	0	0	0
5000534 TRANSFER FROM INSURANCE RESERV	1,108,462	0	352	0	0
0000007 Misc Interfund Revenues Totals	1,109,962	0	352	0	0
0000008 State Aid					
5000809 STATE AID - COURT FACILITIES	373,227	400,000	467,448	400,000	400,000
0000008 State Aid Totals	373,227	400,000	467,448	400,000	400,000
Rev Total for Div 1502	1,729,113	994,540	467,800	961,961	961,961
0000010 Personal Service					
6001000 SALARIES FULL-TIME	1,664,429	1,648,156	964,718	1,617,051	1,575,354
6001001 SALARIES PART-TIME	61,447	101,521	53,244	108,944	108,944
6001002 SALARIES TEMPORARY	12,339	32,000	16,163	22,000	22,000
6001003 SALARIES OVERTIME	39,210	55,000	25,304	50,000	50,000
6001004 SALARIES SHIFT DIFFERENTIAL	3,687	5,000	2,464	5,000	5,000
6001006 OUT OF TITLE PAY	16,082	14,000	6,999	4,000	4,000
6001009 OTHER PERSONNEL SERVICES	275	8,000	9,250	8,000	8,000
6001968 RETIREMENT INCENTIVE	32,000	0	0	0	0
0000010 Personal Service Totals	1,829,469	1,863,677	1,078,142	1,814,995	1,773,298

REPORT:BP033

BROOME COUNTY GOVERNMENT
 REVENUE AND APPROPRIATION SUMMARY
 BY DEPARTMENT AND DIVISION

FUND 1010 General Operating
 DEPT 15000000 Public Works
 DIV 02

Account	2009 Actuals	2010 Budget	2010 YTD Actuals As of 08/31/10	2011 Budget Requested	2011 Budget Recommended
0000020 Equipment and Capital Outlay					
6002102 IMPROVEMENT/ALTERATIONS	34,523	0	0	0	0
0000020 Equipment and Capital Outlay Totals	34,523	0	0	0	0
0000040 Contractual Expenditures					
6004010 BOOKS AND SUBSCRIPTIONS	206	700	124	500	500
6004012 OFFICE SUPPLIES	1,700	3,500	1,146	2,500	2,500
6004020 DPW BLDG SERVICE SUPPLIES	0	0	356	0	0
6004021 BLDG MAINTENANCE SUPPLIES	130,708	181,000	37,790	146,000	146,000
6004022 FUEL AND HEATING SUPPLIES	503,999	699,383	289,569	606,000	606,000
6004023 BLDG AND GROUNDS SUPPLIES	81,631	100,035	62,221	93,000	93,000
6004030 FOOD AND BEVERAGES	169	0	0	0	0
6004040 MOTOR EQUIPMENT SUPPLIES	1,028	2,650	830	2,200	2,200
6004046 GAS OIL GREASE AND DIESEL FUEL	5,078	4,500	0	4,500	4,500
6004047 TIRES AND TUBES	642	0	0	200	200
6004048 MISC OPERATIONAL SUPPLIES	10,150	20,000	6,169	15,000	15,000
6004052 UNIFORMS	478	16,500	1,753	11,000	11,000
6004054 SAFETY SUPPLIES	6,275	11,000	6,263	10,000	10,000
6004055 COMPUTER SOFTWARE AND SUPPLIES	9,368	7,000	13,005	12,000	12,000
6004100 POSTAGE AND FREIGHT	206	600	21	400	400
6004105 DUES AND MEMBERSHIPS	0	100	50	100	100
6004106 GENERAL OFFICE EXPENSES	0	0	30	0	0
6004110 DPW BUILDING SERVICE EXPENSES	0	200	0	200	200
6004112 BLDG GROUNDS AND EQUIP REPAIR	51,131	46,000	9,716	65,000	65,000
6004113 WATER AND SEWAGE CHARGES	164,583	149,750	130,276	170,000	170,000
6004114 HEATING AND AIR COND PLANT EXP	0	10,000	0	5,000	5,000
6004115 ELECTRIC CURRENT	1,113,477	1,206,875	757,049	1,115,000	1,115,000
6004117 BUILDING AND GROUNDS EXPENSES	71,480	278,000	113,426	193,000	193,000
6004130 MOTOR EQUIP REPAIRS AND MAINT	847	300	0	300	300
6004136 OPERATIONAL EQUIPMENT REPAIRS	6,500	0	0	0	0
6004137 ADVERTISING AND PROMOTION EXPE	0	0	33	100	100
6004138 OTHER OPERATIONAL EXPENSES	183,039	88,000	106,172	88,000	88,000
6004160 MILEAGE AND PARKING-LOCAL	5	0	0	0	0
6004161 TRAVEL HOTEL AND MEALS	354	3,000	1,275	2,000	0
6004162 EDUCATION AND TRAINING	235	4,000	0	3,000	0
6004191 OUTSIDE RENTALS-MACHINERY	0	200	0	200	200
6004196 COPYING MACHINE RENTALS	88	500	493	100	100
6004200 PROPERTY LOSS	735,511	0	352	0	0
6004203 INSURANCE CLAIMS	381,564	0	0	0	0
6004572 ENGINEERING AND ARCHITECTURAL	4,520	3,500	0	4,000	4,000
6004573 OTHER FEES FOR SERVICES	43,940	0	22,240	0	0

REPORT:BP033

BROOME COUNTY GOVERNMENT
REVENUE AND APPROPRIATION SUMMARY
BY DEPARTMENT AND DIVISION

FUND 1010 General Operating
DEPT 15000000 Public Works
DIV 02

Account	2009 Actuals	2010 Budget	2010 YTD Actuals As of 08/31/10	2011 Budget Requested	2011 Budget Recommended
6004583 TAXES ON COUNTY PROPERTY	0	500	0	500	500
6004591 CASH SHORT AND OVER	13	0	0	0	0
0000040 Contractual Expenditures Totals	3,508,925	2,837,793	1,560,359	2,549,800	2,544,800
0000041 Chargeback Expenses					
6004602 INSURANCE PREMIUM CHARGEBACK	83,065	75,411	37,706	44,622	44,622
6004604 DPW SECURITY CHARGEBACKS	76,075	84,293	42,147	93,754	93,754
6004605 COUNTY ATTORNEY CHARGEBACKS	0	131,250	15,970	131,250	131,250
6004614 OTHER CHARGEBACK EXPENSES	0	1,500	0	1,500	1,500
6004615 GASOLINE CHARGEBACK	25,948	60,025	22,784	32,129	32,129
6004616 FLEET SERVICE CHARGEBACK	46,971	59,646	59,646	0	0
6004619 BUILDING SERVICE CHARGEBACK	25,878	40,000	0	40,000	40,000
6004626 TRANSPORTATION SERVICES CHARGE	7,907	7,816	7,816	20,427	20,427
0000041 Chargeback Expenses Totals	265,844	459,941	186,069	363,682	363,682
0000080 Employee Benefits					
6008001 STATE RETIREMENT	129,370	196,276	94,102	315,654	308,148
6008002 SOCIAL SECURITY	134,347	142,559	78,850	138,965	135,775
6008004 WORKERS COMPENSATION	30,998	31,060	15,530	31,968	31,968
6008006 LIFE INSURANCE	773	749	483	749	730
6008007 HEALTH INSURANCE	397,950	441,370	249,910	431,293	431,293
6008009 RETIREE HEALTH INSURANCE	173,384	184,179	33,254	224,558	224,558
6008011 UNEMPLOYMENT INSURANCE	2,593	0	0	0	0
0000080 Employee Benefits Totals	869,415	996,193	472,129	1,143,187	1,132,472
Exp Total for Div 1502	6,508,176	6,157,604	3,296,699	5,871,664	5,814,252
Total for Div 1502	-4,779,063	-5,163,064	-2,828,899	-4,909,703	-4,852,291

PUBLIC WORKS

Engineering

MISSION STATEMENT

To provide quality engineering services to maintain and upgrade the infrastructure (highways, bridges, and buildings), and to serve and support other Public Works Divisions, Broome County Departments, and residents of Broome County.

DESCRIPTION

The Division provides engineering services (design and construction) and support to the Highway Division of Public Works by implementing the Capital Improvement Program for County roads and bridges, maintaining historical records of prior projects, highway right-of-way, easements, inventories of features on the County road system; and responding to citizen inquiries concerning the above.

Other major users of the Engineering Division include; Aviation, Sheriff's Department (Public Safety Facility), Central Foods, Library, Willow Point Nursing Home and Public Works Building and Grounds Division as well as some support for Broome Community College. The majority of the work effort generated by these departments results from implementing the County's Capital Improvement Program. Technical assistance is also provided in support of operation of the facilities that house these departments.

The Division is also involved with renovations, rehabilitation, new facilities, electrical-mechanical subsystems, consultant management, interior office rearrangements, and administrative support to the County Code Enforcement Officer relating to County Building Permit activities for County facilities. Ancillary services include feasibility studies, cost estimating, analysis reports, and planning and scheduling.

2011 OBJECTIVES

The Engineering Division is committed to furnishing engineering services to Broome County in an efficient and cost-effective manner. We strive for engineering excellence and professional development of staff.

- Work in unison with Highways, Parks, Building & Grounds in regards to their maintenance and capital needs.
- Deliver cost effective service that is timely and responsive to departmental needs.
- Continue to re-organize the Division's major reference data bases and filing system for better accessibility and efficiency.
- Promote high technical standards and career development.
- Institute use of project management software for scheduling of projects and staff resource allocation.

15030001 PUBLIC WORKS/Engineering

<u>Title of Position</u>	<u>Grade/Unit</u>	<u>2009 Actuals</u>	<u>As of 9/1/2010 Current Authorized</u>	<u>2011 Requested</u>	<u>2011 Recommended</u>
FULL TIME					
Deputy Commissioner of Public Works/Engineering	G Admin	1	1	1	1
Engineer III	28 BAPA	2	2	2	2
Engineer II	24 CSEA	2	2	2	2
Engineer I *	21 CSEA	4	4	4	4
Assistant Engineer	17 CSEA	2	2	2	2
Clerk	6CSEA	1	1	1	1
Total Full-Time Positions		12	12	12	12
PART TIME					
Total Part-Time Positions		0	0	0	0
TOTAL POSITIONS		12	12	12	12

*Two unfunded in current budget

REPORT:BP033

BROOME COUNTY GOVERNMENT
 REVENUE AND APPROPRIATION SUMMARY
 BY DEPARTMENT AND DIVISION

FUND 1010 General Operating
 DEPT 15000000 Public Works
 DIV 03

Account	2009 Actuals	2010 Budget	2010 YTD Actuals As of 08/31/10	2011 Budget Requested	2011 Budget Recommended
0000007 Misc Interfund Revenues					
5000530 REFUNDS OF PRIOR YEARS EXPENDI	20,113	0	0	0	0
0000007 Misc Interfund Revenues Totals	20,113	0	0	0	0
Rev Total for Div 1503	20,113	0	0	0	0
0000010 Personal Service					
6001000 SALARIES FULL-TIME	683,405	743,490	382,629	612,142	612,142
6001002 SALARIES TEMPORARY	19,848	6,480	25,307	0	0
6001003 SALARIES OVERTIME	7,779	7,150	5,187	7,150	7,150
6001968 RETIREMENT INCENTIVE	32,000	0	0	0	0
0000010 Personal Service Totals	743,032	757,120	413,123	619,292	619,292
0000040 Contractual Expenditures					
6004010 BOOKS AND SUBSCRIPTIONS	684	2,000	0	1,000	1,000
6004011 DUPLICATING AND PRINTING RM SU	796	1,000	0	1,000	1,000
6004012 OFFICE SUPPLIES	1,340	2,500	366	2,500	2,500
6004041 PHOTOGRAPHIC SUPPLIES	0	100	112	0	0
6004042 ENGINEERING SUPPLIES	1,795	3,314	452	2,700	2,700
6004048 MISC OPERATIONAL SUPPLIES	5	950	0	950	950
6004054 SAFETY SUPPLIES	1,158	1,240	190	1,240	1,240
6004055 COMPUTER SOFTWARE AND SUPPLIES	17,772	20,000	11,713	13,000	13,000
6004100 POSTAGE AND FREIGHT	52	400	99	400	400
6004105 DUES AND MEMBERSHIPS	150	100	150	100	100
6004132 ENGINEERING EXPENSES	360	600	0	600	600
6004137 ADVERTISING AND PROMOTION EXPE	2,200	1,500	0	1,000	1,000
6004138 OTHER OPERATIONAL EXPENSES	0	1,450	0	1,450	1,450
6004160 MILEAGE AND PARKING-LOCAL	0	200	0	200	200
6004161 TRAVEL HOTEL AND MEALS	120	750	0	750	750
6004162 EDUCATION AND TRAINING	160	2,500	75	2,500	2,500
6004572 ENGINEERING AND ARCHITECTURAL	7,617	0	0	0	0
0000040 Contractual Expenditures Totals	34,209	38,604	13,157	29,390	29,390
0000041 Chargeback Expenses					
6004615 GASOLINE CHARGEBACK	5,718	8,439	3,062	4,120	4,120

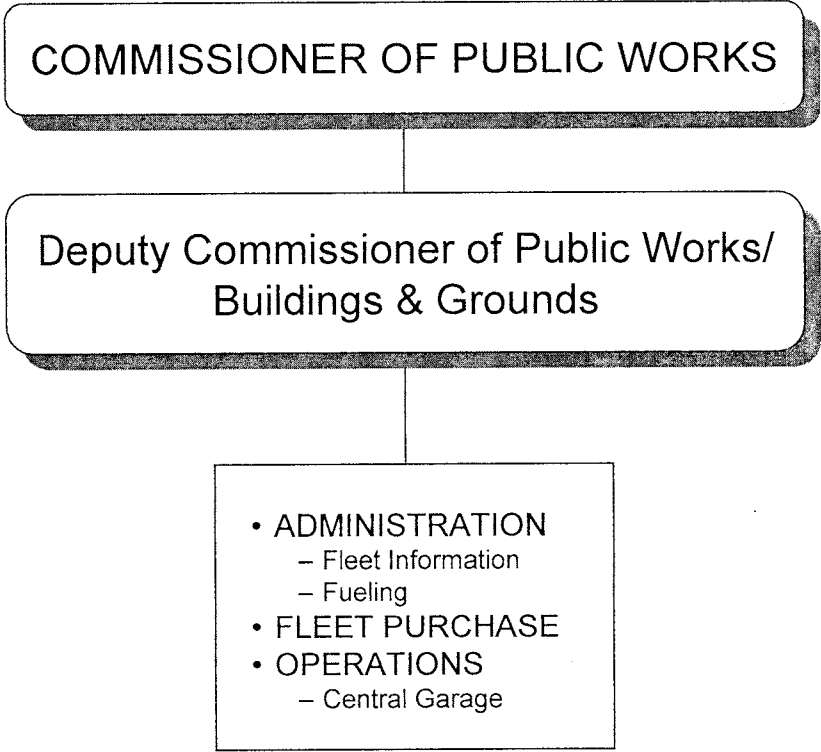
REPORT:BP033

BROOME COUNTY GOVERNMENT
 REVENUE AND APPROPRIATION SUMMARY
 BY DEPARTMENT AND DIVISION

FUND 1010 General Operating
 DEPT 15000000 Public Works
 DIV 03

Account	2009 Actuals	2010 Budget	2010 YTD Actuals As of 08/31/10	2011 Budget Requested	2011 Budget Recommended
6004616 FLEET SERVICE CHARGEBACK	13,437	13,254	13,254	0	0
0000041 Chargeback Expenses Totals	19,155	21,693	16,316	4,120	4,120
0000080 Employee Benefits					
6008001 STATE RETIREMENT	54,740	82,527	38,168	110,185	110,185
6008002 SOCIAL SECURITY	54,582	56,877	30,178	46,829	46,829
6008004 WORKERS COMPENSATION	6,195	6,090	3,045	5,885	5,885
6008006 LIFE INSURANCE	229	230	141	192	192
6008007 HEALTH INSURANCE	127,977	143,003	76,997	128,953	128,953
6008009 RETIREE HEALTH INSURANCE	132,870	146,332	26,207	172,661	172,661
6008010 DISABILITY INSURANCE	1,267	1,161	659	903	903
0000080 Employee Benefits Totals	377,860	436,220	175,395	465,608	465,608
Exp Total for Div 1503	1,174,256	1,253,637	617,991	1,118,410	1,118,410
Total for Div 1503	-1,154,143	-1,253,637	-617,991	-1,118,410	-1,118,410
Total for Dept 15000000	-6,027,158	-6,542,232	-3,496,391	-6,157,523	-6,099,611

FLEET MANAGEMENT



PUBLIC WORKS**Fleet Management****MISSION STATEMENT**

The Fleet Management division's mission is to provide and maintain a fleet of vehicles that will meet the needs of the individual departments with safety, efficiency, and ease of operation.

DESCRIPTION

We maintain the fleet vehicles from purchase to disposal. Vehicles are purchased according to state contract prices; they are serviced and inspected for safety. Vehicles are disposed of when the vehicle has met its expected life span.

2011 OBJECTIVES

- To continue to provide service to vehicles at a cost less than \$.50 per mile.
- To develop a newer more fuel-efficient fleet.
- To continue to purchase new vehicles to meet criteria on alternatively fueled vehicles.
- To reduce the incident ratio on repairs to vehicles.

09000001 PUBLIC WORKS/Fleet Management

<u>Title of Position</u>	<u>Grade/Unit</u>	<u>2009 Actuals</u>	<u>As of 9/1/2010 Current Authorized</u>	<u>2011 Requested</u>	<u>2011 Recommended</u>
FULL TIME					
Head Automotive Mechanic *	17 CSEA	1	1	1	1
Automotive Mechanic	13 CSEA	<u>3</u>	<u>3</u>	<u>3</u>	<u>3</u>
Total Full-Time Positions		4	4	4	4
PART TIME					
Total Part-Time Positions		0	0	0	0
TOTAL POSITIONS		4	4	4	4

* Unfunded in current budget

REPORT:BP032

BROOME COUNTY GOVERNMENT
REVENUE AND APPROPRIATION SUMMARY
BY DEPARTMENT

FUND 2070 Fleet Operating
DEPT 09000000 Fleet Management

Account	2009 Actuals	2010 Budget	2010 YTD Actuals As of 08/31/10	2011 Budget Requested	2011 Budget Recommended
0000002 Departmental Income					
5000229 BCC CHARGES	32,966	55,000	4,115	40,000	40,000
5000303 CHARGES FOR USE OF COUNTY CAR	0	0	137,869	0	0
5000304 CHARGES FOR GAS	345,864	374,749	230,897	231,664	231,664
5000326 CHARGEBACKS-MOTOR VEH SERVICE	429,918	278,939	423,714	0	0
5000333 OTHER DEPARTMENTAL CHARGEBACK	193,726	153,711	0	122,560	122,560
0000002 Departmental Income Total	1,002,474	862,399	796,595	394,224	394,224
0000003 Use of Money					
5000451 INTEREST AND EARNINGS	5,368	10,000	2,220	7,500	7,500
0000003 Use of Money Total	5,368	10,000	2,220	7,500	7,500
0000006 Sale of Prop and Comp for Loss					
5000516 MINOR SALES - PUBLIC WORKS	0	0	833	0	0
5000518 SALE OF EQUIPMENT	8,546	0	0	0	0
0000006 Sale of Prop and Comp for Loss Total	8,546	0	833	0	0
0000007 Misc Interfund Revenues					
5000530 REFUNDS OF PRIOR YEARS EXPENDI	25	0	0	0	0
5000532 PREMIUM & ACCRUED INT ON OBLIG	732	0	0	0	0
5000540 GAIN FROM DISPOSITION OF ASSET	500	0	0	0	0
5000570 EARNINGS ON TEMPORARY INVESTME	159	0	0	0	0
0000007 Misc Interfund Revenues Total	1,416	0	0	0	0
0000009 Federal Aid					
5000952 ARRA DEBT REIMBURSEMENT	0	0	0	2,226	2,226
0000009 Federal Aid Total	0	0	0	2,226	2,226
Rev Totals for Dept 09000000	1,017,804	872,399	799,648	403,950	403,950

0000010 Personal Service

BROOME COUNTY GOVERNMENT
 REVENUE AND APPROPRIATION SUMMARY
 BY DEPARTMENT

FUND 2070 Fleet Operating
 DEPT 09000000 Fleet Management

Account	2009 Actuals	2010 Budget	2010 YTD Actuals As of 08/31/10	2011 Budget Requested	2011 Budget Recommended
6001000 SALARIES FULL-TIME	161,602	173,782	85,601	114,854	114,854
6001003 SALARIES OVERTIME	98	4,821	0	1,000	1,000
6001006 OUT OF TITLE PAY	368	350	70	350	350
6001008 STAND-BY PAY	0	800	0	800	800
6001009 OTHER PERSONNEL SERVICES	0	1,071	0	200	200
0000010 Personal Service Totals	162,068	180,824	85,671	117,204	117,204
0000040 Contractual Expenditures					
6004010 BOOKS AND SUBSCRIPTIONS	0	200	0	200	200
6004012 OFFICE SUPPLIES	274	1,500	167	1,000	1,000
6004021 BLDG MAINTENANCE SUPPLIES	216	200	0	200	200
6004023 BLDG AND GROUNDS SUPPLIES	213	200	184	400	400
6004040 MOTOR EQUIPMENT SUPPLIES	95,926	80,000	53,804	80,000	80,000
6004046 GAS OIL GREASE AND DIESEL FUEL	384,485	525,151	303,150	400,000	400,000
6004047 TIRES AND TUBES	30,180	32,000	14,330	32,000	32,000
6004048 MISC OPERATIONAL SUPPLIES	390	7,500	3,474	1,000	1,000
6004052 UNIFORMS	0	1,200	0	1,200	1,200
6004054 SAFETY SUPPLIES	638	750	78	750	750
6004055 COMPUTER SOFTWARE AND SUPPLIES	1,499	1,500	919	2,000	2,000
6004117 BUILDING AND GROUNDS EXPENSES	3,086	5,000	2,138	5,000	5,000
6004130 MOTOR EQUIP REPAIRS AND MAINT	19,027	20,000	6,982	15,000	15,000
6004138 OTHER OPERATIONAL EXPENSES	15,216	5,000	9,464	5,000	5,000
6004161 TRAVEL HOTEL AND MEALS	0	1,000	0	1,000	0
6004162 EDUCATION AND TRAINING	776	2,000	878	2,000	0
6004169 DAY TRIP MEAL REIMBURSEMENT	8	0	0	0	0
6004504 OTHER FINANCIAL SERVICES	0	0	0	275	275
6004573 OTHER FEES FOR SERVICES	0	0	124	0	0
0000040 Contractual Expenditures Totals	551,934	683,201	395,692	547,025	544,025
0000041 Chargeback Expenses					
6004602 INSURANCE PREMIUM CHARGEBACK	910	869	435	867	867
6004615 GASOLINE CHARGEBACK	0	3,000	502	2,090	2,090
6004616 FLEET SERVICE CHARGEBACK	0	4,000	4,000	0	0
6004626 TRANSPORTATION SERVICES CHARGE	0	5,000	5,000	13,618	13,618
0000041 Chargeback Expenses Totals	910	12,869	9,937	16,575	16,575
0000042 Depreciation					
6004804 DEPRECIATION - MOTOR VEHICLES	1	0	0	0	0
6004805 DEPRECIATION - MACHINERY & EQU	8,518	0	0	0	0

REPORT:BP032

BROOME COUNTY GOVERNMENT
REVENUE AND APPROPRIATION SUMMARY
BY DEPARTMENT

FUND 2070 Fleet Operating
DEPT 09000000 Fleet Management

Account	2009 Actuals	2010 Budget	2010 YTD Actuals As of 08/31/10	2011 Budget Requested	2011 Budget Recommended
0000042 Depreciation Totals	8,519	0	0	0	0
0000060 Principal on Indebtedness					
6006000 PRINCIPAL ON SERIAL BONDS	0	69,403	0	85,776	85,776
6006001 PRINCIPAL ON BANS	0	57,909	0	0	0
0000060 Principal on Indebtedness Totals	0	127,312	0	85,776	85,776
0000070 Interest on Indebtedness					
6007000 INTEREST ON SERIAL BONDS	25,593	23,596	7,182	33,626	33,626
6007001 INTEREST ON BANS	3,239	2,803	806	0	0
0000070 Interest on Indebtedness Totals	28,832	26,399	7,988	33,626	33,626
0000080 Employee Benefits					
6008001 STATE RETIREMENT	11,930	19,811	9,101	20,674	20,674
6008002 SOCIAL SECURITY	11,943	13,707	6,256	8,787	8,787
6008004 WORKERS COMPENSATION	566	2,122	507	1,063	1,063
6008006 LIFE INSURANCE	74	77	51	58	58
6008007 HEALTH INSURANCE	35,767	58,613	20,548	34,849	34,849
6008008 OPEB - HEALTH INSURANCE	16,281	0	0	0	0
6008009 RETIREE HEALTH INSURANCE	16,619	15,669	5,002	33,016	33,016
6008010 DISABILITY INSURANCE	503	516	329	387	387
0000080 Employee Benefits Totals	93,683	110,515	41,794	98,834	98,834
Exp Totals for Dept 09000000	845,946	1,141,120	541,082	899,040	896,040
Total for Dept 09000000	171,858	-268,721	258,566	-495,090	-492,090

PURCHASING

PURCHASING AGENT

- PROCUREMENT
- BOARD OF ACQUISITION AND CONTRACT SUPPORT
- LETTER CONTRACTS
- MULTI-MUNICIPAL CONTRACT DEVELOPMENT
- ANNUAL SURPLUS AUCTION
- BID AND RFP SPECIFICATION DEVELOPMENT
- GENERAL CONTRACT ADMINISTRATION
- SUPERVISION AND IMPLEMENTATION OF THE COMPETITIVE BID PROCESS
- PROCUREMENT CARD PROGRAM

PURCHASING

MISSION STATEMENT

To provide quality service through effective teamwork and communication with County departments, political subdivisions, state agencies and vendors in a commitment to obtain the desired goods and services at the lowest possible cost in a professional, ethical, responsive and timely manner and in accordance with all County and state municipal laws.

DESCRIPTION

The Division of Purchasing is responsible, in whole or part for:

- The cost-efficient procurement of over twenty million dollars worth of supplies, materials, equipment, and services for Broome County Government.
- Processing of Letter Contracts and all Board of Acquisition and Contract (BAC) requests, processing almost 5,000 purchase orders.
- Supervision of the Procurement Card Program; Copy Machine Lease & Maintenance Programs, Toner Cartridge Contract and Maintenance Supply Contract.
- General Contract Administration including issuance of Notices of Default.
- Being the lead agency for the fax & typewriter maintenance contracts, janitorial supplies, office supplies, and vending services and equipment contracts.
- Supervision and implementation of the competitive bidding process
 - Review and/or preparation of specifications
 - Establishment of standards
 - Publication of Legal Notices

- Maintain website for bid notice publication and specifications (BidNet)
- Supplier relations, department relations, personnel training and reporting.
- The relocation, scrapping or selling of obsolete or surplus equipment and vehicles through the bidding process or annual auction (open to the political subdivisions) which generates revenue for all participants.

Although not mandated, the Division of Purchasing allows the political subdivisions and any NYS County to participate in purchase contracts. There are currently twenty eight (28) contracts open for their participation. Providing these contracts has eliminated wasteful bidding or shopping, duplication of time, effort, administration costs, advertising expenses, etc. and has resulted in lower prices generated by the combined larger volume. There is legislation in Albany that will provide for “piggybacking” on service contracts which should become law in 2011 and a possibility of legislation to allow use of the Federal contracts.

The Division of Purchasing provides these contracts at no cost to the Political Subdivisions. However, there are considerable County costs associated with this service: personnel, printing, copier, office supplies, telephone, and postage.

2011 OBJECTIVES

- Continue to work with BidNet’s e-procurement on-line to place our bid notices, specifications, proposals, and quotes. This system has generated an increase in exposure of our solicitations for prospective bidders and has promoted greater competition. We have placed the bid results on site as well.

- Continue to promote the usage of the procurement card within Broome County departments. This will reduce the small dollar amount purchase orders and the use of petty cash. This is a more efficient and less time consuming way to make small or immediate need purchases and travel expenses.
- Continue efforts to expand the annual auction to include even more towns, villages and County departments. The Highway Department site has proved to be the perfect location. It is hoped interest in participation will grow.
- Continue on-site purchasing seminars for all departments on the rules and regulations governing the purchasing of goods and services in accordance with General Municipal Law 103, 104.
- Be proactive in “buying green” products.
- Continue efforts to decrease the amount of scanners, inkjet printers, printers, copiers and fax machines in use throughout the County departments. The cost to Broome County for leases, maintenance, supplies, equipment and energy could be greatly reduced by implementing the use of multi-function machines.
- Continue to train and advise department fiscal personnel in the new PeopleSoft system.

16000001 PURCHASING

<u>Title of Position</u>	<u>Grade/Unit</u>	<u>2009 Actuals</u>	<u>As of 9/1/2010 Current Authorized</u>	<u>2011 Requested</u>	<u>2011 Recommended</u>
FULL TIME					
Director of Purchasing*	F Admin	1	1	1	1
Purchasing Agent	20 BAPA	1	1	1	1
Senior Buyer	15 BAPA	1	1	1	1
Buyer	14 CSEA	1	1	1	1
Secretary	13 CSEA	<u>1</u>	<u>1</u>	<u>1</u>	<u>1</u>
Total Full-Time Positions		5	5	5	5
PART TIME					
Total Part-Time Positions		0	0	0	0
TOTAL POSITIONS		5	5	5	5

*Unfunded in the current budget

REPORT:BP032

BROOME COUNTY GOVERNMENT
 REVENUE AND APPROPRIATION SUMMARY
 BY DEPARTMENT

FUND 1010 General Operating
 DEPT 16000000 Purchasing

Account	2009 Actuals	2010 Budget	2010 YTD Actuals As of 08/31/10	2011 Budget Requested	2011 Budget Recommended
0000005 Fines and Forfeitures					
5000500 FORFEITURE OF DEPOSITS	5,350	1,500	950	1,500	1,500
0000005 Fines and Forfeitures Total	5,350	1,500	950	1,500	1,500
0000006 Sale of Prop and Comp for Loss					
5000518 SALE OF EQUIPMENT	15,204	0	0	0	0
0000006 Sale of Prop and Comp for Loss Total	15,204	0	0	0	0
Rev Totals for Dept 16000000	20,554	1,500	950	1,500	1,500
0000010 Personal Service					
6001000 SALARIES FULL-TIME	174,414	182,311	111,362	182,491	182,491
6001002 SALARIES TEMPORARY	11,608	7,514	7,050	0	0
6001003 SALARIES OVERTIME	44	0	0	0	0
0000010 Personal Service Totals	186,066	189,825	118,412	182,491	182,491
0000040 Contractual Expenditures					
6004010 BOOKS AND SUBSCRIPTIONS	0	30	32	35	35
6004011 DUPLICATING AND PRINTING RM SU	277	0	0	0	0
6004012 OFFICE SUPPLIES	1,328	1,834	676	1,400	1,400
6004105 DUES AND MEMBERSHIPS	150	150	150	150	150
6004106 GENERAL OFFICE EXPENSES	130	100	130	100	100
6004135 LONG TERM MAINT & CLOSURE COST	52	0	0	0	0
6004137 ADVERTISING AND PROMOTION EXPE	2,332	2,625	1,220	2,365	2,365
6004138 OTHER OPERATIONAL EXPENSES	398	450	0	450	450
6004161 TRAVEL HOTEL AND MEALS	0	455	0	0	0
6004162 EDUCATION AND TRAINING	100	500	0	0	0
6004196 COPYING MACHINE RENTALS	1,652	1,668	1,114	1,668	1,668
0000040 Contractual Expenditures Totals	6,419	7,812	3,322	6,168	6,168
0000041 Chargeback Expenses					
6004602 INSURANCE PREMIUM CHARGEBACK	133	125	63	150	150

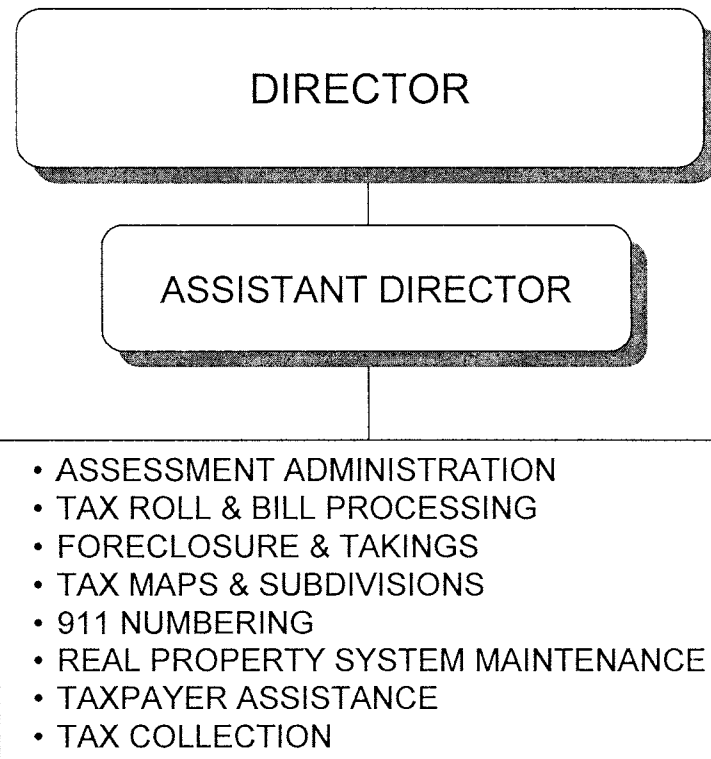
REPORT:BP032

BROOME COUNTY GOVERNMENT
REVENUE AND APPROPRIATION SUMMARY
BY DEPARTMENT

FUND 1010 General Operating
DEPT 16000000 Purchasing

Account	2009 Actuals	2010 Budget	2010 YTD Actuals As of 08/31/10	2011 Budget Requested	2011 Budget Recommended
0000041 Chargeback Expenses Totals	133	125	63	150	150
0000060 Principal on Indebtedness					
6006008 PRINCIPAL ON CAPITAL LEASE	101	0	0	0	0
0000060 Principal on Indebtedness Totals	101	0	0	0	0
0000080 Employee Benefits					
6008001 STATE RETIREMENT	12,949	20,237	10,104	32,848	32,848
6008002 SOCIAL SECURITY	13,645	14,598	8,559	13,961	13,961
6008004 WORKERS COMPENSATION	1,321	1,285	641	1,374	1,374
6008006 LIFE INSURANCE	77	77	51	77	77
6008007 HEALTH INSURANCE	21,473	23,213	14,451	24,455	24,455
6008009 RETIREE HEALTH INSURANCE	32,959	32,638	5,212	30,768	30,768
6008010 DISABILITY INSURANCE	259	258	165	258	258
0000080 Employee Benefits Totals	82,683	92,306	39,183	103,741	103,741
Exp Totals for Dept 16000000	275,402	290,068	160,980	292,550	292,550
Total for Dept 16000000	-254,848	-288,568	-160,030	-291,050	-291,050

REAL PROPERTY TAX SERVICE



REAL PROPERTY TAX SERVICES

MISSION STATEMENT

Real Property Tax Agency is mandated by State Real Property Tax Law, Section 1530, and is primarily responsible for coordination of assessment administration in the towns, villages and city. Under the Broome County Charter the agency also has tax enforcement and property recording duties. The agency operates with authority under the New York State Real Property Tax Laws and County Charter. Additionally, Section 1184 establishes procedures to collect back taxes through an installment program, which this department administers. Taxes are collected by this department for the Binghamton City School District, the City of Binghamton, and the towns of Kirkwood, Conklin, Dickinson and Union.

DESCRIPTION

Assessment Administration - includes the production of assessor field books, tentative and final assessment rolls, annual assessors reports, annual exemption reports, computation of utility, special franchise, state land and railroad assessments for 16 towns and 3 villages, maintenance of ownership records, assessors training and support, Board of Assessment review training, and tax error investigations for 24 County municipalities.

Tax Roll and Bill Processing – includes tax corrections and refunds, special district relievs, tax roll balancing, collector input, tax rolls and bills for 16 towns, 6 villages and 20 school districts, and special district benefit rolls (450 special districts).

Foreclosure – includes title searching, legal notices, mailings, court appearances, financing, accounting, property inspections, tax sale auctions, plus other enforcement duties, on the 86,000 properties in the County dealing, on average, with 700 properties per year.

Taxpayer Assistance – includes helping taxpayers with problems with assessments, correcting errors in property tax bills, problems with tax maps, problems with tax foreclosures as well as answering general assessment administration questions.

Tax Map - includes map changes by deeds including splits, combinations, filing of subdivisions, error investigations, corrections, issuing of maps to 16 towns, 7 villages, etc., sales of maps to public.

County Takings-Social Services Support – includes title searches, preparation of legal papers, vouchers, tax searches, appraisals, court appearances, and record follow-up.

Tax Collection and Investment – includes collecting, posting, balancing daily deposits and investment of collections, plus dealing with taxpayer and escrow companies' problems and reconciliation of tax warrants.

Installment Program – includes the necessary research, implementation, collections, record keeping and statistical analysis to administrate over 450 agreements and also dealing with the public, both those in the program and taxpayers wanting to enter an agreement.

Property Management – includes collection of rents, repairs to maintain the present condition of the property, and deal with tenant issues.

2011 OBJECTIVES

- Work with collection software vendor to provide an online copy (PDF) of tax roll.
- Continue the process with state and local representatives toward reaching the goal of a common level of assessment and researching ways to bring about this change in the assessment community.
- Using a lockbox system for mail in tax payments thus reducing labor costs in the department.
- Implementing acceptance of credit card, e-checks and ACH payments for tax payments.

2011 BUDGET HIGHLIGHTS

- The County will now provide the ability for taxpayers to make payments by credit card and other forms of online payments.
- Continued support to the assessors for updates to the version 4 RPS system including the ability to add photographs to property data information.
- Reducing department cost through efficiencies such as lockbox payments and reducing part time hours through a restructuring of department duties.
- The Susquehanna Valley and Sunrise Terrace School districts are now using our collection services.

17000001 REAL PROPERTY TAX SERVICES

<u>Title of Position</u>	<u>Grade/Unit</u>	<u>2009 Actuals</u>	<u>As of 9/1/2010 Current Authorized</u>	<u>2011 Requested</u>	<u>2011 Recommended</u>
FULL TIME					
Director of Real Property Tax Svcs III	H Admin	1	1	1	1
Assistant Director of Real Property Tax Svcs (40)	20 Admin	1	1	1	1
County Receiver of Taxes (40)	19 BAPA	1	1	1	1
Tax Map Technician (40)	18 CSEA	1	1	1	1
Real Property Appraiser (40)	18 CSEA	2	2	2	2
Real Property Tax Services Specialist (40)	16 CSEA	1	1	1	1
Real Property Tax Service Assistant (40)	14 CSEA	1	1	1	1
Title Searcher/Trainee (40)	10/8 CSEA	1	1	1	1
Senior Account Clerk (40)	9 CSEA	1	1	1	1
Total Full-Time Positions		10	10	10	10
PART TIME					
Total Part-Time Positions		0	0	0	0
TOTAL POSITIONS		10	10	10	10

REPORT:BP032

BROOME COUNTY GOVERNMENT
 REVENUE AND APPROPRIATION SUMMARY
 BY DEPARTMENT

FUND 1010 General Operating
 DEPT 17000000 Real Property Tax Services

Account	2009 Actuals	2010 Budget	2010 YTD Actuals As of 08/31/10	2011 Budget Requested	2011 Budget Recommended
0000001 Tax Items					
5000001 REAL PROPERTY TAXES	0	0	-6,897	0	0
5000002 GAIN FROM SALE-TAX ACQ PROPERT	244,001	2,002,000	593,879	1,000,000	1,000,000
5000004 INTEREST & PENAL-REAL PROP TAX	36	0	12,980	0	0
0000001 Tax Items Total	244,037	2,002,000	599,962	1,000,000	1,000,000
0000002 Departmental Income					
5000185 DATA PROCESSING TAX SERVICES	131,909	116,000	35,482	122,960	122,960
5000227 TITLE SEARCH FEES	225,658	240,000	166,500	225,000	225,000
5000333 OTHER DEPARTMENTAL CHARGEBACK	160	0	0	0	0
5000426 MISCELLANEOUS	8,829	10,500	3,518	9,000	9,000
5000441 TAX COLLECTION FEES	182,719	218,000	115,434	200,000	200,000
0000002 Departmental Income Total	549,275	584,500	320,934	556,960	556,960
0000003 Use of Money					
5000451 INTEREST AND EARNINGS	54,014	65,000	50,691	65,000	65,000
5000460 RENTAL OF REAL PROPERTY INDIVI	14,060	10,000	8,051	10,000	10,000
0000003 Use of Money Total	68,074	75,000	58,742	75,000	75,000
0000005 Fines and Forfeitures					
5000500 FORFEITURE OF DEPOSITS	2,725	3,000	0	2,000	2,000
0000005 Fines and Forfeitures Total	2,725	3,000	0	2,000	2,000
0000006 Sale of Prop and Comp for Loss					
5000517 SALES OF REAL PROPERTY	16,750	0	2,000	0	0
0000006 Sale of Prop and Comp for Loss Total	16,750	0	2,000	0	0
0000007 Misc Interfund Revenues					
5000530 REFUNDS OF PRIOR YEARS EXPENDI	56	0	0	0	0
0000007 Misc Interfund Revenues Total	56	0	0	0	0
0000008 State Aid					
5000803 PROPERTY TAX ADMINISTRATION	4,143	7,500	406	9,000	9,000

REPORT:BP032

BROOME COUNTY GOVERNMENT
REVENUE AND APPROPRIATION SUMMARY
BY DEPARTMENT

FUND 1010 General Operating
DEPT 17000000 Real Property Tax Services

Account	2009 Actuals	2010 Budget	2010 YTD Actuals As of 08/31/10	2011 Budget Requested	2011 Budget Recommended
0000008 State Aid Total	4,143	7,500	406	9,000	9,000
Rev Totals for Dept 17000000	885,060	2,672,000	982,044	1,642,960	1,642,960
0000010 Personal Service					
6001000 SALARIES FULL-TIME	472,319	492,118	296,765	492,386	492,386
6001002 SALARIES TEMPORARY	93,124	95,983	51,924	29,337	29,337
6001003 SALARIES OVERTIME	1,724	2,540	389	0	0
0000010 Personal Service Totals	567,167	590,641	349,078	521,723	521,723
0000040 Contractual Expenditures					
6004010 BOOKS AND SUBSCRIPTIONS	820	800	445	400	400
6004012 OFFICE SUPPLIES	8,275	10,000	5,460	8,000	8,000
6004055 COMPUTER SOFTWARE AND SUPPLIES	2,719	3,000	0	0	0
6004100 POSTAGE AND FREIGHT	1,150	1,500	410	300	300
6004105 DUES AND MEMBERSHIPS	275	300	275	300	300
6004106 GENERAL OFFICE EXPENSES	9	7,780	4,563	6,000	6,000
6004137 ADVERTISING AND PROMOTION EXPE	9,750	11,000	3,219	11,000	11,000
6004138 OTHER OPERATIONAL EXPENSES	0	0	1,004	0	0
6004160 MILEAGE AND PARKING-LOCAL	0	200	0	50	50
6004161 TRAVEL HOTEL AND MEALS	239	1,000	0	400	400
6004162 EDUCATION AND TRAINING	412	1,000	300	400	400
6004169 DAY TRIP MEAL REIMBURSEMENT	0	100	0	0	0
6004192 SOFTWARE MAINTENANCE	21,946	31,625	25,279	31,625	31,625
6004194 SOFTWARE RENTAL	21,700	28,500	0	22,000	22,000
6004196 COPYING MACHINE RENTALS	940	2,500	1,590	2,500	2,500
6004538 LEGAL CHARGES AND FEES	1,200	1,800	0	1,800	1,800
6004573 OTHER FEES FOR SERVICES	450	0	0	0	0
6004584 TAX ACQUIRED PROPERTY EXPENSES	30,543	30,000	10,902	26,000	26,000
0000040 Contractual Expenditures Totals	100,428	131,105	53,447	110,775	110,775
0000041 Chargeback Expenses					
6004602 INSURANCE PREMIUM CHARGEBACK	360	344	172	204	204
6004615 GASOLINE CHARGEBACK	837	1,290	512	847	847
6004616 FLEET SERVICE CHARGEBACK	2,239	2,209	2,209	0	0

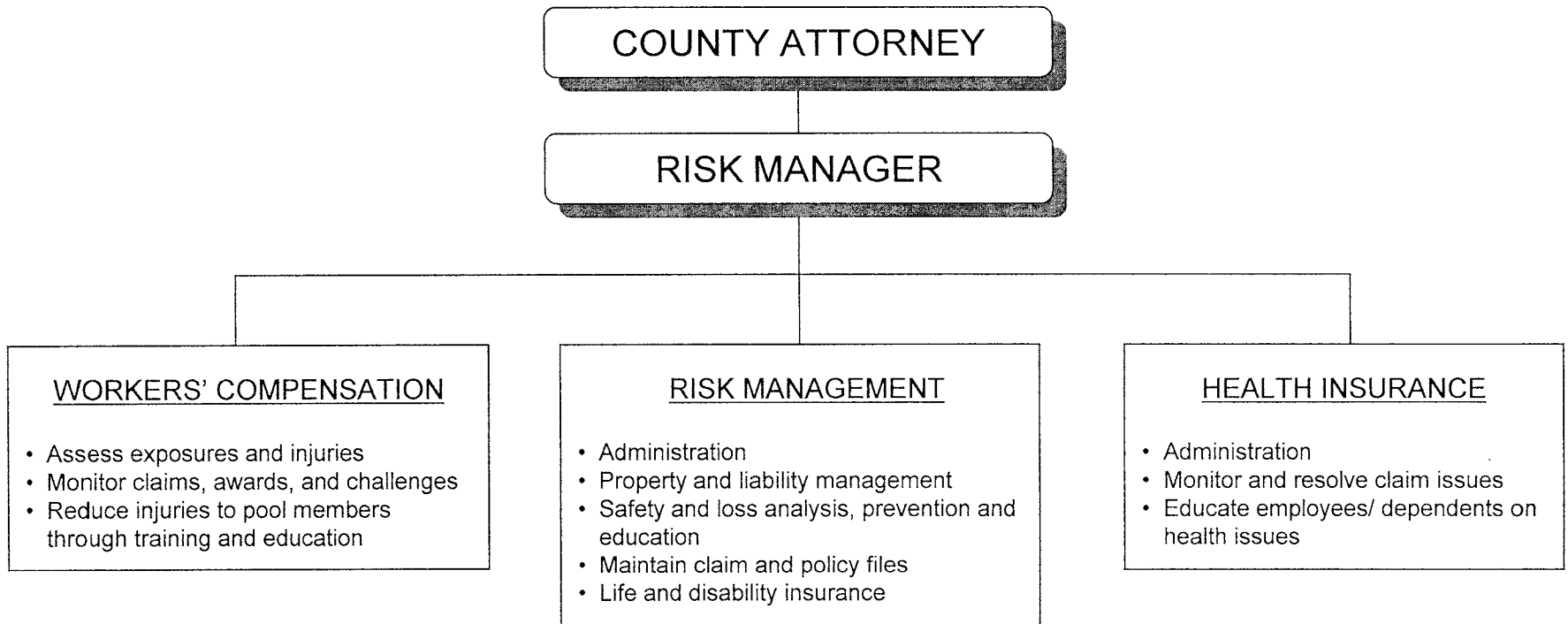
REPORT:BP032

BROOME COUNTY GOVERNMENT
 REVENUE AND APPROPRIATION SUMMARY
 BY DEPARTMENT

FUND 1010 General Operating
 DEPT 17000000 Real Property Tax Services

Account	2009 Actuals	2010 Budget	2010 YTD Actuals As of 08/31/10	2011 Budget Requested	2011 Budget Recommended
6004626 TRANSPORTATION SERVICES CHARGE	3,954	2,605	2,605	0	0
0000041 Chargeback Expenses Totals	7,390	6,448	5,498	1,051	1,051
0000060 Principal on Indebtedness					
6006008 PRINCIPAL ON CAPITAL LEASE	2,001	0	0	0	0
0000060 Principal on Indebtedness Totals	2,001	0	0	0	0
0000070 Interest on Indebtedness					
6007005 INTEREST ON CAPITAL LEASE	324	0	0	0	0
0000070 Interest on Indebtedness Totals	324	0	0	0	0
0000080 Employee Benefits					
6008001 STATE RETIREMENT	36,671	54,625	28,021	88,629	88,629
6008002 SOCIAL SECURITY	42,131	45,185	25,766	41,314	41,314
6008004 WORKERS COMPENSATION	5,436	5,161	2,581	5,918	5,918
6008006 LIFE INSURANCE	192	192	128	192	192
6008007 HEALTH INSURANCE	86,578	94,495	58,828	99,554	99,554
6008009 RETIREE HEALTH INSURANCE	91,535	105,288	14,110	92,304	92,304
6008010 DISABILITY INSURANCE	906	903	576	903	903
6008011 UNEMPLOYMENT INSURANCE	693	0	0	0	0
0000080 Employee Benefits Totals	264,142	305,849	130,010	328,814	328,814
Exp Totals for Dept 17000000	941,452	1,034,043	538,033	962,363	962,363
Total for Dept 17000000	-56,392	1,637,957	444,011	680,597	680,597

RISK AND INSURANCE



RISK & INSURANCE

Risk Management

MISSION STATEMENT

To maintain an effective program of identifying, controlling, and financing risks to the County.

DESCRIPTION

The Office of Risk and Insurance, as part of the Law Department, is responsible for: (1) risk identification through inspections and review of operations; (2) risk control through enforcement of code and regulatory requirements and recommendations for risk containment; (3) risk financing through commercial, funded, or unfunded programs; (4) transferring risk to vendors by requiring and reviewing vendor insurance; and (5) claim investigation to aid in claim denial, settlement, or defense.

The County has been self-insured since 1979 when it established a Risk Management Office by Local Law 16 of 1979.

2011 OBJECTIVES

- Reaffirm County commitment to reducing the total cost of risk through implementation of various strategies founded in the concepts of enterprise risk management.

2011 BUDGET HIGHLIGHTS

- Continuing budget with appropriate inflationary trends.

18010001 RISK & INSURANCE/Risk Management
 18020001
 18030001

<u>Title of Position</u>	<u>Grade/Unit</u>	<u>2009 Actuals</u>	<u>As of 9/1/2010 Current Authorized</u>	<u>2011 Requested</u>	<u>2011 Recommended</u>
FULL TIME					
Manager of Risk & Insurance	H Admin	1	1	1	1
Workers' Compensation Analyst	22 Admin	1	1	1	1
Claims Manager	22 Admin	1	1	1	1
Safety Specialist	22 Admin	1	1	1	1
Principal Account Clerk	14 Admin	1	1	1	1
Secretary	14 Admin	<u>1</u>	<u>1</u>	<u>1</u>	<u>1</u>
Total Full-Time Positions		6	6	6	6
PART TIME					
Total Part-Time Positions		0	0	0	0
TOTAL POSITIONS		6	6	6	6

BROOME COUNTY GOVERNMENT
 REVENUE AND APPROPRIATION SUMMARY
 BY DEPARTMENT

FUND 2090 Self Insurance Operating
 DEPT 18000000 Risk and Insurance

Account	2009 Actuals	2010 Budget	2010 YTD Actuals As of 08/31/10	2011 Budget Requested	2011 Budget Recommended
0000002 Departmental Income					
5000229 BCC CHARGES	141,739	133,767	0	84,170	84,170
5000300 WORKERS COMP ADMINISTRATION	192,223	214,494	0	198,444	198,444
5000301 HEALTH CARE ADMINISTRATION	128,838	167,043	0	126,088	126,088
5000306 INSURANCE CHARGEBACK	1,219,694	1,392,662	703,505	873,814	873,814
5000320 COUNTY CONTRIBUTION	183,438	194,508	0	200,720	200,720
5000406 ACTIVE EMPLOYEE CONTRIBUTION	244,066	253,380	6	275,665	275,665
5000409 COBRA CONTRIBUTION	4	10	0	0	0
0000002 Departmental Income Total	2,110,002	2,355,864	703,511	1,758,901	1,758,901
0000003 Use of Money					
5000451 INTEREST AND EARNINGS	15,768	90,000	5,561	45,000	45,000
0000003 Use of Money Total	15,768	90,000	5,561	45,000	45,000
0000006 Sale of Prop and Comp for Loss					
5000520 INSURANCE RECOVERIES	86,509	56,402	21,572	71,448	71,448
0000006 Sale of Prop and Comp for Loss Total	86,509	56,402	21,572	71,448	71,448
0000007 Misc Interfund Revenues					
5000530 REFUNDS OF PRIOR YEARS EXPENDI	21,542	0	481	17,961	17,961
5000534 TRANSFER FROM INSURANCE RESERV	837,323	36,663	0	500,000	500,000
0000007 Misc Interfund Revenues Total	858,865	36,663	481	517,961	517,961
Rev Totals for Dept 18000000	3,071,144	2,538,929	731,125	2,393,310	2,393,310
0000010 Personal Service					
6001000 SALARIES FULL-TIME	332,544	341,252	183,768	339,096	339,096
6001002 SALARIES TEMPORARY	0	0	0	4,588	4,588
6001003 SALARIES OVERTIME	2,642	4,381	2,432	5,947	5,947
0000010 Personal Service Totals	335,186	345,633	186,200	349,631	349,631

REPORT:BP032

BROOME COUNTY GOVERNMENT
REVENUE AND APPROPRIATION SUMMARY
BY DEPARTMENT

FUND 2090 Self Insurance Operating
DEPT 18000000 Risk and Insurance

Account	2009 Actuals	2010 Budget	2010 YTD Actuals As of 08/31/10	2011 Budget Requested	2011 Budget Recommended
0000040 Contractual Expenditures					
6004010 BOOKS AND SUBSCRIPTIONS	356	400	75	400	400
6004012 OFFICE SUPPLIES	410	1,000	566	1,000	1,000
6004045 TRAINING AND EDUCATIONAL SUPPL	0	500	17	500	500
6004054 SAFETY SUPPLIES	80	2,000	80	2,000	2,000
6004055 COMPUTER SOFTWARE AND SUPPLIES	0	0	277	0	0
6004105 DUES AND MEMBERSHIPS	350	350	350	350	350
6004106 GENERAL OFFICE EXPENSES	1,151	1,500	257	250	250
6004137 ADVERTISING AND PROMOTION EXPE	24	0	0	0	0
6004160 MILEAGE AND PARKING-LOCAL	13	50	0	50	50
6004161 TRAVEL HOTEL AND MEALS	1,822	2,000	1,665	2,000	0
6004162 EDUCATION AND TRAINING	1,438	1,500	773	1,500	0
6004169 DAY TRIP MEAL REIMBURSEMENT	0	100	32	100	100
6004196 COPYING MACHINE RENTALS	0	0	1,038	1,250	1,250
6004200 PROPERTY LOSS	1,288,595	310,000	42,499	210,000	210,000
6004201 INSURANCE PREMIUMS	126,321	475,000	235,339	475,000	475,000
6004203 INSURANCE CLAIMS	120,360	530,000	40,293	400,000	400,000
6004204 COMPENSATION CLAIMS	283,795	447,888	203,337	476,385	476,385
6004211 PART C PREMIUMS	0	0	25,482	0	0
6004402 LAB SERVICES	9,435	12,000	6,991	12,000	12,000
6004569 CLAIMS ADMINISTRATION	34,800	36,000	26,100	36,250	36,250
6004573 OTHER FEES FOR SERVICES	39,703	35,000	9,530	50,000	50,000
0000040 Contractual Expenditures Totals	1,908,653	1,855,288	594,701	1,669,035	1,665,535
0000041 Chargeback Expenses					
6004601 INDIRECT COSTS	191,401	178,552	0	157,300	157,300
6004602 INSURANCE PREMIUM CHARGEBACK	139	139	133	469	469
6004615 GASOLINE CHARGEBACK	223	531	233	201	201
6004616 FLEET SERVICE CHARGEBACK	2,239	2,209	2,209	0	0
0000041 Chargeback Expenses Totals	194,002	181,431	2,575	157,970	157,970
0000070 Interest on Indebtedness					
6007005 INTEREST ON CAPITAL LEASE	60	0	0	0	0
0000070 Interest on Indebtedness Totals	60	0	0	0	0
0000080 Employee Benefits					
6008001 STATE RETIREMENT	24,651	38,365	18,832	62,780	62,780
6008002 SOCIAL SECURITY	23,806	26,441	13,099	27,007	27,007
6008004 WORKERS COMPENSATION	2,380	2,380	1,141	2,410	2,410

REPORT:BP032

BROOME COUNTY GOVERNMENT
REVENUE AND APPROPRIATION SUMMARY
BY DEPARTMENT

FUND 2090 Self Insurance Operating
DEPT 18000000 Risk and Insurance

Account	2009 Actuals	2010 Budget	2010 YTD Actuals As of 08/31/10	2011 Budget Requested	2011 Budget Recommended
6008006 LIFE INSURANCE	115	133	77	114	114
6008007 HEALTH INSURANCE	66,971	73,589	45,829	77,530	77,530
6008008 OPEB - HEALTH INSURANCE	9,481	0	0	0	0
6008009 RETIREE HEALTH INSURANCE	15,082	15,669	2,648	17,479	17,479
0000080 Employee Benefits Totals	142,486	156,577	81,626	187,320	187,320
Exp Totals for Dept 18000000	2,580,387	2,538,929	865,102	2,363,956	2,360,456
Total for Dept 18000000	490,757	0	-133,977	29,354	32,854

RISK & INSURANCE**Health Insurance****MISSION STATEMENT**

To provide a cost effective alternative to commercial health insurance for eligible current and former County employees.

DESCRIPTION

The health insurance fund (established by Resolution 81-298) is an internal services fund providing for claims administrations, in-patient and outpatient medical costs, and prescription coverage.

2011 OBJECTIVES

- Continue exploring cost savings through increased administrative efficiency.

2011 BUDGET HIGHLIGHTS

- Continuing budget with appropriate inflationary trends.

BROOME COUNTY GOVERNMENT
 REVENUE AND APPROPRIATION SUMMARY
 BY DEPARTMENT

FUND 2080 Health Insurance Operating
 DEPT 18000000 Risk and Insurance

Account	2009 Actuals	2010 Budget	2010 YTD Actuals As of 08/31/10	2011 Budget Requested	2011 Budget Recommended
0000002 Departmental Income					
5000229 BCC CHARGES	7,227,348	7,210,597	3,665,168	7,306,221	7,306,221
5000233 PART D MEDICARE CREDITS	0	449,569	0	744,000	744,000
5000320 COUNTY CONTRIBUTION	25,644,608	27,534,360	12,097,454	27,988,289	27,988,289
5000406 ACTIVE EMPLOYEE CONTRIBUTION	3,218,623	3,719,593	1,940,072	3,409,585	3,409,585
5000407 RETIREE CONTRIBUTION	1,230,663	1,201,638	817,381	1,480,693	1,480,693
5000408 SURVIVOR & VESTED CONTRIBUTION	332,808	481,619	175,751	335,612	335,612
5000409 COBRA CONTRIBUTION	40,165	25,000	41,775	25,000	25,000
5000426 MISCELLANEOUS	3,583	0	0	0	0
0000002 Departmental Income Total	37,697,798	40,622,376	18,737,601	41,289,400	41,289,400
0000003 Use of Money					
5000451 INTEREST AND EARNINGS	20,436	70,000	23,946	35,000	35,000
0000003 Use of Money Total	20,436	70,000	23,946	35,000	35,000
0000007 Misc Interfund Revenues					
5000530 REFUNDS OF PRIOR YEARS EXPENDI	176,635	200,000	13,850	0	0
5000542 PRESCRIPTION REBATES	0	502,520	191,360	1,000,000	1,000,000
0000007 Misc Interfund Revenues Total	176,635	702,520	205,210	1,000,000	1,000,000
Rev Totals for Dept 18000000	37,894,869	41,394,896	18,966,757	42,324,400	42,324,400
0000040 Contractual Expenditures					
6004010 BOOKS AND SUBSCRIPTIONS	116	199	129	199	199
6004012 OFFICE SUPPLIES	470	950	105	950	950
6004105 DUES AND MEMBERSHIPS	0	100	50	100	100
6004106 GENERAL OFFICE EXPENSES	600	0	0	0	0
6004150 CASE ASSESSMENT	204,328	214,545	136,219	225,272	225,272
6004161 TRAVEL HOTEL AND MEALS	892	746	366	746	0
6004162 EDUCATION AND TRAINING	379	400	0	400	0
6004168 OTHER PERSONAL EXPENSES	1,188	1,320	792	1,320	1,320
6004204 COMPENSATION CLAIMS	5,319	0	0	0	0
6004207 PRESCRIPTION DRUGS	10,798,114	12,562,988	6,759,351	12,835,969	12,835,969
6004208 MEDICAL CARE	6,942,905	8,412,760	4,209,558	8,595,561	8,595,561
6004209 HOSPITAL CARE	9,440,593	10,988,825	5,983,259	11,227,601	11,227,601

REPORT:BP032

BROOME COUNTY GOVERNMENT
REVENUE AND APPROPRIATION SUMMARY
BY DEPARTMENT

FUND 2080 Health Insurance Operating
DEPT 18000000 Risk and Insurance

Account	2009 Actuals	2010 Budget	2010 YTD Actuals As of 08/31/10	2011 Budget Requested	2011 Budget Recommended
6004211 PART C PREMIUMS	313,355	664,194	441,529	726,138	726,138
6004257 SERVICES TO PARTICIPANTS	6,695,756	8,112,166	4,518,622	8,288,435	8,288,435
6004403 MEDICARE CREDITS	179,436	179,150	41,642	162,334	162,334
6004503 ACTUARY CONSULTANT	46,640	66,800	33,407	70,000	70,000
6004569 CLAIMS ADMINISTRATION	654,897	816,770	436,947	816,770	816,770
6004573 OTHER FEES FOR SERVICES	72,360	72,360	42,210	80,000	80,000
0000040 Contractual Expenditures Totals	35,357,348	42,094,273	22,604,186	43,031,795	43,030,649
0000041 Chargeback Expenses					
6004610 PERSONAL SERVICES CHARGEBACKS	184,517	172,245	0	164,223	164,223
6004614 OTHER CHARGEBACK EXPENSES	0	4,000	4,000	4,000	4,000
0000041 Chargeback Expenses Totals	184,517	176,245	4,000	168,223	168,223
Exp Totals for Dept 18000000	35,541,865	42,270,518	22,608,186	43,200,018	43,198,872
Total for Dept 18000000	2,353,004	-875,622	-3,641,429	-875,618	-874,472

RISK & INSURANCE

Workers' Compensation

MISSION STATEMENT

To provide a professionally managed Workers' Compensation program for Broome County and participating municipalities in accordance with Local Laws 1-1956 & 10-1974.

DESCRIPTION

- Provides claims administration and pays all Workers' Compensation indemnity and medical claims as well as state assessments.
- Processes all requests for coverage under the 207-C General Municipal Law and arranges hearings and reviews determinations when appropriate.
- Processes claims for the County as well as 14 participating municipalities. Cost levied for the County and participating municipalities are levied by Resolution.
- It is accounted for as an Internal Service Fund and was established in 1956 by Local Law 1 of 1956.

2011 OBJECTIVES

- Review of safety program including prevention and post accident review. Monitor departments closely for chronic injuries or dramatic increases in injuries. Increase use of vocational rehabilitation services to assist permanently injured employees in returning to gainful employment.

- Keep updated on all proposed legislation that may have a financial impact on our program.

2011 BUDGET HIGHLIGHTS

- Workers' Compensation Reform resulting in an increase in the maximum benefit to \$550 per week effective 7/1/08 and \$600 per week effective 7/1/09. This will result in an increase in indemnity payments and cost to the plan.
- Workers' Compensation reform mandating settlements within two years of a claim (for any cases after 7/07) resulting in the greater possibility of large payments of indemnity over a shorter period of time.
- Reform adjusting the fee schedule to be followed for reimbursement of prescriptions and durable medical equipment which could increase the medical costs to the plan.

REPORT:BP032

BROOME COUNTY GOVERNMENT
REVENUE AND APPROPRIATION SUMMARY
BY DEPARTMENT

FUND 2100 Workers Comp Operating
DEPT 18000000 Risk and Insurance

Account	2009 Actuals	2010 Budget	2010 YTD Actuals As of 08/31/10	2011 Budget Requested	2011 Budget Recommended
0000002 Departmental Income					
5000229 BCC CHARGES	187,202	206,563	0	214,359	214,359
5000300 WORKERS COMP ADMINISTRATION	53,254	33,000	40,353	27,000	27,000
5000320 COUNTY CONTRIBUTION	1,810,923	1,893,888	637,876	1,994,307	1,994,307
5000334 WORKERS COMPENSATION - OTHER G	149,979	165,000	0	135,000	135,000
5000405 PARTICIPANTS ASSESSMENTS	608,925	617,583	659,786	666,644	666,644
0000002 Departmental Income Total	2,810,283	2,916,034	1,338,015	3,037,310	3,037,310
0000003 Use of Money					
5000451 INTEREST AND EARNINGS	10,856	60,000	4,111	30,000	30,000
0000003 Use of Money Total	10,856	60,000	4,111	30,000	30,000
0000007 Misc Interfund Revenues					
5000530 REFUNDS OF PRIOR YEARS EXPENDI	230,196	180,000	95,129	190,000	190,000
5000534 TRANSFER FROM INSURANCE RESERV	0	175,000	0	200,000	200,000
0000007 Misc Interfund Revenues Total	230,196	355,000	95,129	390,000	390,000
Rev Totals for Dept 18000000	3,051,335	3,331,034	1,437,255	3,457,310	3,457,310
0000040 Contractual Expenditures					
6004010 BOOKS AND SUBSCRIPTIONS	65	85	127	85	85
6004012 OFFICE SUPPLIES	0	200	0	200	200
6004041 PHOTOGRAPHIC SUPPLIES	0	100	0	100	100
6004048 MISC OPERATIONAL SUPPLIES	0	250	0	250	250
6004054 SAFETY SUPPLIES	0	335	0	335	335
6004100 POSTAGE AND FREIGHT	0	75	0	75	75
6004105 DUES AND MEMBERSHIPS	55	55	105	55	55
6004106 GENERAL OFFICE EXPENSES	600	250	0	250	250
6004150 CASE ASSESSMENT	30,000	30,000	22,500	33,000	33,000
6004161 TRAVEL HOTEL AND MEALS	679	900	382	800	0
6004162 EDUCATION AND TRAINING	100	250	0	200	0
6004204 COMPENSATION CLAIMS	1,188,277	1,210,000	733,954	1,210,000	1,210,000
6004205 MEDICAL CARE AND TREATMENT-COM	728,346	825,000	523,588	825,000	825,000
6004206 STATE WORKERS COMP ASSESSMENT	332,184	345,000	468,797	550,000	550,000
6004210 SETTLEMENT PAYMENTS	0	195,000	0	125,000	125,000

REPORT:BP032

BROOME COUNTY GOVERNMENT
 REVENUE AND APPROPRIATION SUMMARY
 BY DEPARTMENT

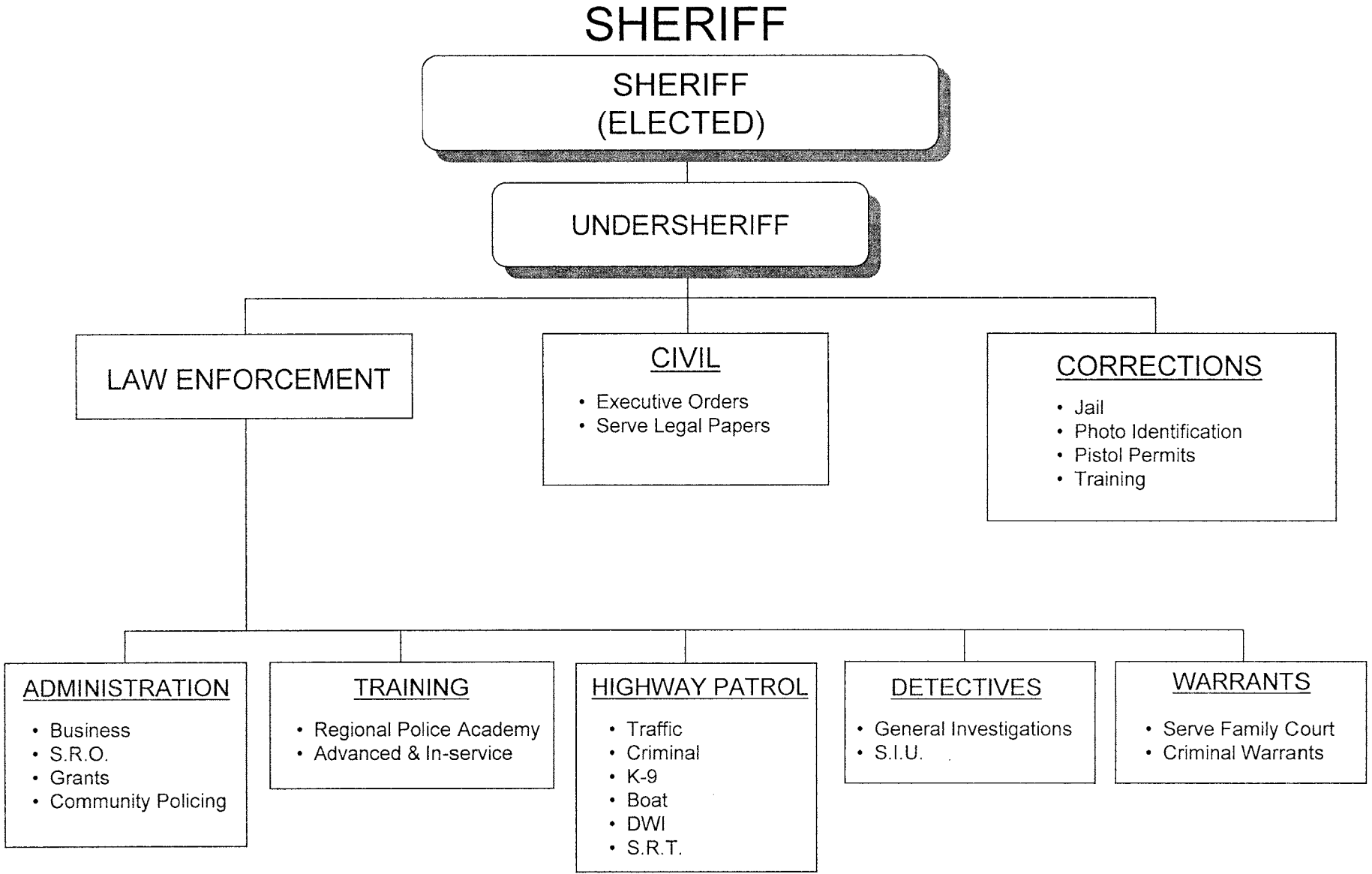
FUND 2100 Workers Comp Operating
 DEPT 18000000 Risk and Insurance

Account	2009 Actuals	2010 Budget	2010 YTD Actuals As of 08/31/10	2011 Budget Requested	2011 Budget Recommended
6004538 LEGAL CHARGES AND FEES	23,177	33,000	0	33,000	33,000
6004569 CLAIMS ADMINISTRATION	100,000	100,000	75,000	105,000	105,000
6004573 OTHER FEES FOR SERVICES	0	2,500	0	2,500	2,500
6004582 JUDGEMENTS AND CLAIMS	350,536	310,000	0	310,000	310,000
0000040 Contractual Expenditures Totals	2,754,019	3,053,000	1,824,453	3,195,850	3,194,850
0000041 Chargeback Expenses					
6004601 INDIRECT COSTS	0	5,000	0	5,000	5,000
6004604 DPW SECURITY CHARGEBACKS	45,000	45,000	22,500	45,000	45,000
6004610 PERSONAL SERVICES CHARGEBACKS	192,223	214,494	0	198,444	198,444
6004614 OTHER CHARGEBACK EXPENSES	12,948	13,540	3,542	13,016	13,016
0000041 Chargeback Expenses Totals	250,171	278,034	26,042	261,460	261,460
0000080 Employee Benefits					
6008005 WORKERS COMP LT LIABILITY	43,126	0	0	0	0
0000080 Employee Benefits Totals	43,126	0	0	0	0
Exp Totals for Dept 18000000	3,047,316	3,331,034	1,850,495	3,457,310	3,456,310
Total for Dept 18000000	4,019	0	-413,240	0	1,000

THIS PAGE IS
INTENTIONALLY LEFT BLANK

PUBLIC SAFETY

<u>DEPARTMENT/DIVISION</u>	<u>PAGE</u>
Sheriff	
Corrections	156
Law Enforcement	163
Emergency Services	
Civil Defense	170
911—Emergency Services	176
Probation	
Probation	182
Pins/JD	188
Security (DPW)	192
STOP-DWI	199



SHERIFF
Corrections

MISSION STATEMENT

The Corrections Division is required to comply with NYS Correction Law, Title IX of Executive Law Part 7000 (NYSCOC Minimum Standards) and NYS Sheriff's Association Accreditation Standards. The Corrections Division shall operate in compliance with applicable federal laws and both federal and NYS case law.

DESCRIPTION

The Corrections Division operates the Broome County Sheriff's Correctional Facility located at 155 Lt. VanWinkle Dr., Binghamton, NY. Inmate supervision is accomplished through "direct supervision" management requiring Corrections Officers to constantly intermingle with offenders. This management concept has resulted in lower costs to the County in terms of vandalism, injuries, and other factors associated with jail operations.

Facility capacity is currently 536 beds.

2011 OBJECTIVES

The Sheriff's Department has requested the following enhancements to the 2011 Budget:

- Continue to increase effectiveness of the Corrections Division through federal and NYS case law.
- Continue the use of double celling to control costs.
- Use of cell space to generate revenue through the U.S. Marshall's Service and INS.
- Continued tracking of NYS reimbursement and compliance with law regarding the reimbursements and removal from County custody of state-ready inmates.
- Continue internal programs to impact local criminal recidivism while maintaining current budgetary spending.
- Add 3 Lieutenants positions to enhance the facility consistent with NYS Commission of Correction staffing requirements.
- Add 1 Correction Sergeant position to enhance the facility consistent with NYS Commission of Correction staffing requirements.

2011 BUDGET HIGHLIGHTS

- Maintain current spending trend, while continuing to generate revenue to offset operational cost.
- Continue to work with Medical services vendor in controlling costs and associated increases.
- Increase positions to meet the staffing requirements of NYSCOC.

23010003 SHERIFF/Corrections

<u>Title of Position</u>	<u>Grade/Unit</u>	<u>2009 Actuals</u>	<u>As of 9/1/2010 Current Authorized</u>	<u>2011 Requested</u>	<u>2011 Recommended</u>
FULL TIME					
Correction Major	F Admin	1	1	1	1
Correction Captain	E Admin	1	1	1	1
Correction Lieutenant	AFSCME	5	5	8	5
Correction Sergeant	AFSCME	16	16	17	16
Correction Officer	AFSCME	138	138	138	138
Inmate Records Clerk	10 CSEA	2	2	1	1
Keyboard Specialist	8 CSEA	1	1	1	1
Clerk	6 CSEA	2	2	2	2
Laundry Worker	6 CSEA	1	1	1	1
Library Clerk	5 CSEA	1	1	1	1
Total Full-Time Positions		168	168	171	167
PART TIME					
Chaplain	NA	2	2	2	2
Total Part-Time Positions		2	2	2	2
TOTAL POSITIONS		170	170	173	169

REPORT:BP033

BROOME COUNTY GOVERNMENT
 REVENUE AND APPROPRIATION SUMMARY
 BY DEPARTMENT AND DIVISION

FUND 1010 General Operating
 DEPT 23000000 Sheriff
 DIV 01

Account	2009 Actuals	2010 Budget	2010 YTD Actuals As of 08/31/10	2011 Budget Requested	2011 Budget Recommended
0000002 Departmental Income					
5000113 SHERIFF FEES	440	0	6,454	0	0
5000114 SHERIFF ID FEES	10,952	12,000	7,453	12,000	12,000
5000117 OTHER PUB SAFETY DEPT INCOME	2,083	0	173	0	0
5000189 OTHER LOCAL GOVERNMENTS	29,099	0	0	0	0
5000208 RESTITUTION/REPARATION SURCHAR	6,420	5,000	4,570	5,000	5,000
0000002 Departmental Income Totals	48,994	17,000	18,650	17,000	17,000
0000004 Licenses and Permits					
5000480 PISTOL PERMITS	22,092	20,000	7,796	12,000	12,000
0000004 Licenses and Permits Totals	22,092	20,000	7,796	12,000	12,000
0000007 Misc Interfund Revenues					
5000530 REFUNDS OF PRIOR YEARS EXPENDI	41,385	0	3,415	0	0
5000534 TRANSFER FROM INSURANCE RESERV	3,618	186	6,486	0	0
0000007 Misc Interfund Revenues Totals	45,003	186	9,901	0	0
0000008 State Aid					
5000808 OTHER STATE AID	0	0	5,542	0	0
5000816 FELONY PRISONERS	209,630	12,000	3,254	18,000	18,000
0000008 State Aid Totals	209,630	12,000	8,796	18,000	18,000
0000009 Federal Aid					
5000907 PUBLIC SAFETY GRANTS - FEDERAL	2,530	0	-8,828	0	0
5000922 OTHER FEDERAL AID	42,211	30,000	26,000	30,000	30,000
5000923 MEDICAL ASSISTANCE	69,727	0	7,263	0	0
5000948 U. S. MARSHALL JAIL FACILITY	1,109,920	800,000	366,201	552,000	800,000
0000009 Federal Aid Totals	1,224,388	830,000	390,636	582,000	830,000
Rev Total for Div 2301	1,550,107	879,186	435,779	629,000	877,000

REPORT:BP033

BROOME COUNTY GOVERNMENT
REVENUE AND APPROPRIATION SUMMARY
BY DEPARTMENT AND DIVISION

FUND 1010 General Operating
DEPT 23000000 Sheriff
DIV 01

Account	2009 Actuals	2010 Budget	2010 YTD Actuals As of 08/31/10	2011 Budget Requested	2011 Budget Recommended
0000010 Personal Service					
6001000 SALARIES FULL-TIME	8,487,680	9,248,474	5,599,049	9,658,014	9,362,831
6001001 SALARIES PART-TIME	18,451	27,991	10,998	27,991	27,991
6001002 SALARIES TEMPORARY	10,429	0	10,251	0	28,104
6001003 SALARIES OVERTIME	1,182,120	1,200,107	679,146	1,378,050	1,378,050
6001004 SALARIES SHIFT DIFFERENTIAL	121,521	156,600	85,384	156,600	156,600
6001005 DISABILITY 207C	11,700	0	7,467	0	0
6001009 OTHER PERSONNEL SERVICES	584	31,000	0	31,000	31,000
6001012 HOLIDAY OVERTIME PAY	461,728	530,209	241,704	530,209	530,209
6001968 RETIREMENT INCENTIVE	32,000	0	0	0	0
0000010 Personal Service Totals	10,326,213	11,194,381	6,633,999	11,781,864	11,514,785
0000040 Contractual Expenditures					
6004010 BOOKS AND SUBSCRIPTIONS	8,927	0	1,407	8,000	8,000
6004012 OFFICE SUPPLIES	22,496	18,000	6,328	18,000	18,000
6004021 BLDG MAINTENANCE SUPPLIES	11,142	10,000	1,469	10,000	10,000
6004023 BLDG AND GROUNDS SUPPLIES	19,402	17,365	12,174	17,365	17,365
6004032 HSLD LAUNDRY & CLEANING SUPPLI	27,898	40,000	17,920	40,000	40,000
6004033 CLOTHING AND INMATE SUPPLIES	61,782	56,278	41,849	56,278	56,278
6004041 PHOTOGRAPHIC SUPPLIES	5,792	5,209	1,829	4,000	4,000
6004044 QUARTERMASTER SUPPLIES	20,101	15,762	4,768	15,762	15,762
6004045 TRAINING AND EDUCATIONAL SUPPL	34,366	26,616	4,985	25,000	25,000
6004046 GAS OIL GREASE AND DIESEL FUEL	3,895	3,500	1,744	3,500	3,500
6004048 MISC OPERATIONAL SUPPLIES	14,400	15,000	5,368	15,000	15,000
6004052 UNIFORMS	50	0	0	0	0
6004053 RECREATIONAL AND ACTIVITY SUPP	1,434	1,200	1,695	1,200	1,200
6004055 COMPUTER SOFTWARE AND SUPPLIES	1,932	9,905	4,046	4,500	4,500
6004056 COMPUTER EQUIPMENT(NON CAPITAL	0	0	1,099	4,500	4,500
6004061 ENVIRONMENTAL HEALTH SUPPLIES	12,699	11,743	4,722	12,000	12,000
6004062 MEDICAL LAB & CLINIC SUPPLIES	835	3,000	739	3,000	3,000
6004063 PRESCRIPTION DRUGS	0	1,000	0	1,000	1,000
6004100 POSTAGE AND FREIGHT	281	1,000	0	1,000	1,000
6004105 DUES AND MEMBERSHIPS	5,916	3,305	2,675	3,305	3,305
6004106 GENERAL OFFICE EXPENSES	3,197	735	363	735	735
6004117 BUILDING AND GROUNDS EXPENSES	25,378	31,000	18,338	31,538	31,538
6004121 LAUNDRY AND DRY CLEANING EXPEN	13,360	17,500	7,547	15,000	15,000
6004123 MEDICAL HOSPITAL AND LAB EXPEN	1,908	2,000	1,322	2,000	2,000
6004124 INMATE EXPENSE-OTHER FACILITIE	135,370	120,000	7,840	120,000	120,000
6004125 RELIGIOUS EXPENSES	69,326	72,099	54,074	72,099	72,099
6004131 PHOTOGRAPHIC EXPENSES	0	1,000	0	1,000	1,000
6004136 OPERATIONAL EQUIPMENT REPAIRS	4,839	5,000	2,415	5,000	5,000
6004138 OTHER OPERATIONAL EXPENSES	9,795	13,000	7,021	13,000	13,000
6004160 MILEAGE AND PARKING-LOCAL	2	0	0	0	0

BROOME COUNTY GOVERNMENT
 REVENUE AND APPROPRIATION SUMMARY
 BY DEPARTMENT AND DIVISION

FUND 1010 General Operating
 DEPT 23000000 Sheriff
 DIV 01

Account	2009 Actuals	2010 Budget	2010 YTD Actuals As of 08/31/10	2011 Budget Requested	2011 Budget Recommended
6004161 TRAVEL HOTEL AND MEALS	2,185	2,000	914	2,000	2,000
6004162 EDUCATION AND TRAINING	896	2,000	1,228	2,000	0
6004165 ADVISORY BD/TRUSTEES EXPENSES	713	500	341	500	500
6004168 OTHER PERSONAL EXPENSES	207	500	32	500	500
6004169 DAY TRIP MEAL REIMBURSEMENT	3,943	4,000	2,343	4,000	4,000
6004192 SOFTWARE MAINTENANCE	9,706	9,223	557	9,223	9,223
6004196 COPYING MACHINE RENTALS	3,448	4,416	3,382	4,734	4,734
6004200 PROPERTY LOSS	3,234	186	186	0	0
6004203 INSURANCE CLAIMS	384	0	6,300	0	0
6004402 LAB SERVICES	0	1,000	0	1,000	1,000
6004406 MEDICAL AND HOSPITAL SERVICES	86,636	230,000	20,946	230,000	230,000
6004411 PHYSICIAN SERVICES	6,800	17,400	6,400	17,400	17,400
6004413 OTHER HEALTH AND MEDICAL SERVI	2,445,619	2,659,790	1,921,314	2,659,790	2,659,790
6004573 OTHER FEES FOR SERVICES	1,038	5,000	1,903	5,000	5,000
6004593 OTHER GOVERNMENTS PAYMENTS	99,916	133,158	65,173	133,158	133,158
0000040 Contractual Expenditures Totals	3,181,248	3,570,390	2,244,756	3,573,087	3,571,087
0000041 Chargeback Expenses					
6004603 FOOD SERVICE CHARGEBACK SPECIA	498	900	0	900	900
6004609 DATA PROCESSING CHARGEBACKS	26,967	0	0	25,000	25,000
6004614 OTHER CHARGEBACK EXPENSES	40,108	49,645	18,436	63,415	63,415
6004625 FOOD SERVICE CHARGEBACKS	1,444,489	1,548,895	560,560	1,692,202	1,692,202
0000041 Chargeback Expenses Totals	1,512,062	1,599,440	578,996	1,781,517	1,781,517
0000060 Principal on Indebtedness					
6006008 PRINCIPAL ON CAPITAL LEASE	2,070	0	0	0	0
0000060 Principal on Indebtedness Totals	2,070	0	0	0	0
0000070 Interest on Indebtedness					
6007005 INTEREST ON CAPITAL LEASE	816	0	0	0	0
0000070 Interest on Indebtedness Totals	816	0	0	0	0
0000080 Employee Benefits					
6008001 STATE RETIREMENT	964,938	1,251,897	688,214	2,120,711	2,067,577
6008002 SOCIAL SECURITY	760,763	871,973	489,637	901,293	880,862
6008004 WORKERS COMPENSATION	189,729	200,141	100,071	202,568	202,568
6008006 LIFE INSURANCE	3,061	3,078	2,073	3,249	3,154

REPORT:BP033

BROOME COUNTY GOVERNMENT
REVENUE AND APPROPRIATION SUMMARY
BY DEPARTMENT AND DIVISION

FUND 1010 General Operating
DEPT 23000000 Sheriff
DIV 01

Account	2009 Actuals	2010 Budget	2010 YTD Actuals As of 08/31/10	2011 Budget Requested	2011 Budget Recommended
6008007 HEALTH INSURANCE	1,629,824	1,847,430	1,124,379	2,033,748	1,959,635
6008009 RETIREE HEALTH INSURANCE	287,321	320,460	54,309	364,382	364,382
6008010 DISABILITY INSURANCE	20,638	21,288	13,212	21,294	21,165
0000080 Employee Benefits Totals	3,856,274	4,516,267	2,471,895	5,647,245	5,499,343
Exp Total for Div 2301	18,878,683	20,880,478	11,929,646	22,783,713	22,366,732
Total for Div 2301	-17,328,576	-20,001,292	-11,493,867	-22,154,713	-21,489,732

SHERIFF

Law Enforcement

The Law Enforcement Division includes Administration, Highway Patrol, Training & Crime Prevention, Detectives Unit, and Civil Section.

MISSION STATEMENT

The Office of the Sheriff, in order to meet its responsibilities to the public, establishes the following as a statement of commitment. It is the mission of the Office of the Sheriff to:

- Enforce, fairly and impartially, all duly constituted laws of the State of New York and the County of Broome.
- Investigate, identify, apprehend and assist in the prosecution of offenders using modern police methods and technologies.
- Respond quickly, efficiently and professionally to all reported crimes, emergencies, disasters and any other situation required by the public.
- Securely, safely and humanely keep all prisoners committed to the custody of the Sheriff, and to offer those offenders opportunities for self-improvement.
- Offer all employees the ability to improve their performance and experience through professional training while providing the public opportunities of involvement and education.
- Promulgate a safe work environment within the confines of the nature of the work.
- Cooperate with surrounding police and correctional agencies in training and enforcement in order to create an improved criminal justice system.
- Cooperate with all County agencies to improve the County and community while providing services at a cost-effective level.

DESCRIPTION

The Administration Division enforces Broome County's policies and procedures governing intake and distribution of funds on behalf of the Sheriff's Office and all purchasing operations for the department as well as Workers' Compensation claims. Inmate and commissary records are kept in balance according to bookkeeping rules and regulations.

The Highway Patrol Division is responsible 24 hours a day for patrolling 350 miles of county roads, 1008 miles of state highways and 927 miles of town roads. Patrol is the primary law enforcement for 48% of the residents of Broome County. It serves as the primary backup for five municipal agencies within Broome County.

The Detective Division (23020203) is responsible for the investigation of crimes as well as matters that cannot be effectively investigated by the Patrol Division members due to their complexity. It is responsible for initiation of investigations pertaining to narcotics trafficking and vice related crimes. Detectives interview suspects, witnesses and informants with the objective of developing information on reported or suspected criminal activity. Detectives are also responsible for the preparation and submission of case reports for prosecution. Detectives work closely with the Broome County District Attorney's Office as well as local, state and federal agencies to solve crimes and apprehend offenders. The Division is also responsible for the management and execution of arrest warrants issued by Broome County Supreme Court, Family Court, and local criminal courts throughout the county and the extradition of prisoners from other states.

The Training & Crime Prevention Division – The Training Academy provides for all State mandated and in-service training within the Broome County Sheriff's Office. The Academy also serves

as the central training point for Zone 6, which encompasses (40) police agencies in a seven (7) county region. Training conducted at the Academy includes: firearms, defensive tactics, instructor development, breath test operator, radar operator, supervisor school, basic corrections and recruit schools, in-service schools and seminars on numerous topics. The Academy is dedicated to maintaining the highest level of training available to the law enforcement officers that serve our community.

The Civil Division is mandated to serve and execute all decisions handed down by the courts. Included but not limited to sheriff sales, income and property executions and orders of seizures. Serves all types of civil process, family court orders, and civil arrests including; temporary orders of protection and personal services. Maintains records for the courts.

2011 OBJECTIVES

The Sheriff's Office has requested the following enhancements to the 2011 Budget:

Administration

- Maintain current services

Highway Patrol

- Purchase Loadmaster scales for weight enforcement
- Continue providing effective Law Enforcement services to the residents of Broome County

Detective

- Maintain current services

Training & Crime Prevention

- Increase the number of Law Enforcement Agencies who rely on the Broome County Law Enforcement Academy for all phases of their employee training.
- Increase the number of seminars and in-service training schools that are offered at no cost to the Academy.

Civil

- Continue budget from 2010

2011 BUDGET HIGHLIGHTS

Administration (23020403)

- Maintain current services

Highway Patrol (23020303)

- Purchase Loadmaster scales for weight enforcement

Detectives Unit (23020203)

- Maintain current level of services

Training & Crime Prevention (23020503)

- Upgrade training aides
- Maintain current level of services

Civil Division (23020103)

- Replace 1 vehicle
- Maintain current level of services

23020103 SHERIFF/Law Enforcement
 23020203
 23020303
 23020403
 23020503

<u>Title of Position</u>	<u>Grade/Unit</u>	<u>2009 Actuals</u>	<u>As of 9/1/2010 Current Authorized</u>	<u>2011 Requested</u>	<u>2011 Recommended</u>
--------------------------	-------------------	-------------------------	--	---------------------------	-----------------------------

FULL TIME

Sheriff	Elected	1	1	1	1
Undersheriff	G Admin	1	1	1	1
Deputy Sheriff Captain	F Admin	1	1	1	1
Chief Civil Deputy	26 Admin	1	1	1	1
Civil Deputy	19 Admin	2	2	2	2
Secretary to Sheriff	14 Admin	1	1	1	1
Fiscal Manager	17 BAPA	1	1	1	1
Deputy Sheriff Lieutenant	AFSCME	2	1	1	1
Deputy Sheriff Detective Sergeant	AFSCME	2	2	2	2
Deputy Sheriff Sergeant	AFSCME	6	7	7	6
Deputy Sheriff Detective	AFSCME	10	10	10	10
Deputy Sheriff	AFSCME	30	30	30	28
Deputy Sheriff Training Director	AFSCME	1	1	1	1
Principal Account Clerk	13 CSEA	1	1	1	1
Senior Account Clerk Typist	9 CSEA	1	1	1	1
Keyboard Specialist	8 CSEA	4	4	3	3
Stenographic Specialist	8 CSEA	2	2	1	1
Account Clerk Typist	7 CSEA	<u>2</u>	<u>2</u>	<u>2</u>	<u>2</u>
Total Full-Time Positions		69	69	67	64

PART TIME

Stenographic Specialist	8 CSEA	<u>0</u>	<u>0</u>	<u>1</u>	<u>1</u>
Total Part-Time Positions		0	0	1	1
TOTAL POSITIONS		69	69	68	65

REPORT:BP033

BROOME COUNTY GOVERNMENT
REVENUE AND APPROPRIATION SUMMARY
BY DEPARTMENT AND DIVISION

FUND 1010 General Operating
DEPT 23000000 Sheriff
DIV 02

Account	2009 Actuals	2010 Budget	2010 YTD Actuals As of 08/31/10	2011 Budget Requested	2011 Budget Recommended
0000002 Departmental Income					
5000113 SHERIFF FEES	363,587	386,697	261,125	401,871	401,871
5000114 SHERIFF ID FEES	0	0	97	0	0
5000115 RECORD MONEY	536	500	446	560	560
5000117 OTHER PUB SAFETY DEPT INCOME	25,767	34,262	4,604	34,370	34,370
5000333 OTHER DEPARTMENTAL CHARGEBACK	13,588	15,112	10,275	16,000	16,000
0000002 Departmental Income Totals	403,478	436,571	276,547	452,801	452,801
0000006 Sale of Prop and Comp for Loss					
5000518 SALE OF EQUIPMENT	2,103	0	0	0	0
0000006 Sale of Prop and Comp for Loss Totals	2,103	0	0	0	0
0000007 Misc Interfund Revenues					
5000530 REFUNDS OF PRIOR YEARS EXPENDI	102,122	0	70,744	0	0
5000534 TRANSFER FROM INSURANCE RESERV	58,469	12,231	16,537	0	0
0000007 Misc Interfund Revenues Totals	160,591	12,231	87,281	0	0
Rev Total for Div 2302	566,172	448,802	363,828	452,801	452,801
0000010 Personal Service					
6001000 SALARIES FULL-TIME	3,708,302	3,967,558	2,276,482	4,021,346	3,827,217
6001001 SALARIES PART-TIME	0	0	0	17,184	17,184
6001002 SALARIES TEMPORARY	156,463	0	38,577	0	0
6001003 SALARIES OVERTIME	469,602	270,912	311,827	325,818	325,818
6001004 SALARIES SHIFT DIFFERENTIAL	36,317	40,493	28,819	45,696	45,696
6001005 DISABILITY 207C	184,348	115,452	143,490	232,929	118,916
6001006 OUT OF TITLE PAY	170	646	0	550	550
6001009 OTHER PERSONNEL SERVICES	26,845	38,000	11,830	38,000	38,000
6001012 HOLIDAY OVERTIME PAY	47,673	52,952	18,391	50,515	50,515
6001968 RETIREMENT INCENTIVE	32,000	0	0	0	0
0000010 Personal Service Totals	4,661,720	4,486,013	2,829,416	4,732,038	4,423,896
0000020 Equipment and Capital Outlay					

BROOME COUNTY GOVERNMENT
 REVENUE AND APPROPRIATION SUMMARY
 BY DEPARTMENT AND DIVISION

FUND 1010 General Operating
 DEPT 23000000 Sheriff
 DIV 02

Account	2009 Actuals	2010 Budget	2010 YTD Actuals As of 08/31/10	2011 Budget Requested	2011 Budget Recommended
6002300 AUTOMOBILES	19,342	6,100	612	0	0
0000020 Equipment and Capital Outlay Totals	19,342	6,100	612	0	0
0000040 Contractual Expenditures					
6004010 BOOKS AND SUBSCRIPTIONS	4,100	5,946	2,430	4,058	4,058
6004012 OFFICE SUPPLIES	28,292	28,331	20,425	26,202	26,202
6004030 FOOD AND BEVERAGES	118	0	0	0	0
6004040 MOTOR EQUIPMENT SUPPLIES	0	0	324	0	0
6004044 QUARTERMASTER SUPPLIES	111,104	85,282	44,113	83,085	83,085
6004045 TRAINING AND EDUCATIONAL SUPPL	29,978	51,237	22,511	37,937	37,937
6004046 GAS OIL GREASE AND DIESEL FUEL	2,722	2,000	1,419	2,000	2,000
6004048 MISC OPERATIONAL SUPPLIES	70,974	86,962	52,190	39,470	39,470
6004050 ANIMAL FOOD	2,103	1,900	750	2,300	2,300
6004053 RECREATIONAL AND ACTIVITY SUPP	3,989	6,000	5,050	6,000	6,000
6004055 COMPUTER SOFTWARE AND SUPPLIES	4,332	2,200	814	2,500	2,500
6004056 COMPUTER EQUIPMENT(NON CAPITAL	0	0	33,825	500	500
6004100 POSTAGE AND FREIGHT	8,812	10,118	5,148	9,600	9,600
6004105 DUES AND MEMBERSHIPS	7,642	4,339	3,770	3,215	3,215
6004106 GENERAL OFFICE EXPENSES	1,884	1,087	579	996	996
6004115 ELECTRIC CURRENT	5,764	7,000	3,701	6,000	6,000
6004117 BUILDING AND GROUNDS EXPENSES	0	290	1,626	1,145	1,145
6004121 LAUNDRY AND DRY CLEANING EXPEN	13,730	9,500	7,185	11,268	11,268
6004123 MEDICAL HOSPITAL AND LAB EXPEN	7,175	0	0	0	0
6004126 RECREATIONAL AND ACTIVITY EXPE	2,000	0	0	0	0
6004136 OPERATIONAL EQUIPMENT REPAIRS	614	3,300	514	1,500	1,500
6004137 ADVERTISING AND PROMOTION EXPE	1,164	2,000	781	1,800	1,800
6004138 OTHER OPERATIONAL EXPENSES	13,506	16,000	11,053	15,233	15,233
6004160 MILEAGE AND PARKING-LOCAL	10	170	0	158	158
6004161 TRAVEL HOTEL AND MEALS	16,310	23,936	14,926	22,846	2,000
6004162 EDUCATION AND TRAINING	8,635	14,520	10,169	9,890	0
6004164 NON-EMPLOYEE TRAVEL HOTEL & ME	9,464	20,000	5,520	20,000	5,000
6004165 ADVISORY BD/TRUSTEES EXPENSES	750	800	719	600	600
6004168 OTHER PERSONAL EXPENSES	59	390	60	300	300
6004169 DAY TRIP MEAL REIMBURSEMENT	1,398	1,830	563	1,350	1,350
6004192 SOFTWARE MAINTENANCE	702	702	825	825	825
6004194 SOFTWARE RENTAL	9,000	9,000	0	9,000	9,000
6004196 COPYING MACHINE RENTALS	4,855	9,692	7,364	15,206	15,206
6004200 PROPERTY LOSS	13,857	6,131	8,330	0	0
6004203 INSURANCE CLAIMS	17,988	0	2,107	0	0
6004402 LAB SERVICES	560	9,100	140	1,000	1,000
6004406 MEDICAL AND HOSPITAL SERVICES	0	485	0	450	450
6004411 PHYSICIAN SERVICES	0	485	0	450	450
6004505 CONTRACTED DATA PROCESSING SER	0	33,500	0	0	0

REPORT:BP033

BROOME COUNTY GOVERNMENT
REVENUE AND APPROPRIATION SUMMARY
BY DEPARTMENT AND DIVISION

FUND 1010 General Operating
DEPT 23000000 Sheriff
DIV 02

Account	2009	2010	2010	2011	2011
	Actuals	Budget	YTD Actuals As of 08/31/10	Budget Requested	Budget Recommended
6004537 INVESTIGATIONS EXPENSES	1,439	3,000	3,064	3,000	3,000
6004568 VETERINARIAN SERVICES	1,718	1,000	1,186	1,000	1,000
6004573 OTHER FEES FOR SERVICES	1,507	2,000	0	2,000	2,000
0000040 Contractual Expenditures Totals	408,255	460,233	273,181	342,884	297,148
0000041 Chargeback Expenses					
6004602 INSURANCE PREMIUM CHARGEBACK	197,065	286,506	143,253	152,508	152,508
6004603 FOOD SERVICE CHARGEBACK SPECIA	247	700	208	300	300
6004609 DATA PROCESSING CHARGEBACKS	26,967	0	0	25,000	25,000
6004615 GASOLINE CHARGEBACK	186,947	300,973	124,091	160,444	160,444
6004616 FLEET SERVICE CHARGEBACK	145,566	163,466	163,466	0	0
6004626 TRANSPORTATION SERVICES CHARGE	90,933	59,921	59,921	59,921	59,921
0000041 Chargeback Expenses Totals	647,725	811,566	490,939	398,173	398,173
0000060 Principal on Indebtedness					
6006008 PRINCIPAL ON CAPITAL LEASE	5,617	0	0	0	0
0000060 Principal on Indebtedness Totals	5,617	0	0	0	0
0000070 Interest on Indebtedness					
6007005 INTEREST ON CAPITAL LEASE	1,836	0	0	0	0
0000070 Interest on Indebtedness Totals	1,836	0	0	0	0
0000080 Employee Benefits					
6008001 STATE RETIREMENT	487,325	490,469	317,580	823,554	784,612
6008002 SOCIAL SECURITY	332,555	350,556	198,631	362,214	346,851
6008004 WORKERS COMPENSATION	85,241	81,748	40,875	82,739	82,739
6008006 LIFE INSURANCE	1,377	1,275	877	1,292	1,197
6008007 HEALTH INSURANCE	787,748	770,870	498,598	854,473	810,034
6008009 RETIREE HEALTH INSURANCE	490,665	530,743	91,571	554,679	554,679
6008010 DISABILITY INSURANCE	1,634	1,290	910	1,290	1,032
6008011 UNEMPLOYMENT INSURANCE	4,860	0	0	0	0
0000080 Employee Benefits Totals	2,191,405	2,226,951	1,149,042	2,680,241	2,581,144
Exp Total for Div 2302	7,935,900	7,990,863	4,743,190	8,153,336	7,700,361

REPORT:BP033

BROOME COUNTY GOVERNMENT
REVENUE AND APPROPRIATION SUMMARY
BY DEPARTMENT AND DIVISION

FUND 1010 General Operating
DEPT 23000000 Sheriff
DIV 02

Account	2009 Actuals	2010 Budget	2010 YTD Actuals As of 08/31/10	2011 Budget Requested	2011 Budget Recommended
Total for Div 2302	-7,369,728	-7,542,061	-4,379,362	-7,700,535	-7,247,560
Total for Dept 23000000	-24,698,304	-27,543,353	-15,873,229	-29,855,248	-28,737,292

EMERGENCY SERVICES



EMERGENCY SERVICES

OES - Operations

MISSION STATEMENT

To provide planning, training, resources, response, warning, coordination, and information through communications to the public, elected officials, and public safety agencies, to assist them in preparing for, and mitigating, emergencies and disasters, which affect the residents of Broome County.

DESCRIPTION

The Office of Emergency Services comprises four areas: Communications, Disaster Preparedness, Emergency Medical Services, and Fire Prevention and Control.

Communications – Administers the Broome County Emergency Dispatch/911 Center and assists local agencies in planning for future communications needs. Provides command post communications support at incidents and planned events.

Disaster Preparedness – Conducts hazard vulnerability studies and maps hazards. Provides disaster planning and assistance for preparedness, response, and recovery. Coordinates alerts and warnings for river flooding, chemical spills, and response during emergencies.

Emergency Medical Services – Administers New York State certified emergency medical training programs. Plans for delivery of adequate emergency medical services. Administers Mutual Aid Plan among ambulance services and coordinates medical disaster planning.

Fire Prevention and Control – Administers and implements County Fire Mutual Aid Plan, County Arson Plan, County Fire Investigations,

local New York State Fire Training Program, and County Hazardous Materials Response Team, County Water Rescue Dive Team and County Wildland Search and Rescue Team. Conducts Fire Code enforcement inspections on County facilities and certain special events.

2011 OBJECTIVES

- Maintain services at present delivery level or higher without substantial increase in budget amounts.
- Continue implementation of Emergency Public Notification System (NY Alert), Review Comprehensive Emergency Management Plan and update. Enhance emergency operations center to provide better communications with community during disasters.
- Establish, train, and equip the Animal Rescue Team.

2011 BUDGET HIGHLIGHTS

- Replace equipment in the 911 Center.
- Implement County-wide-NIMS-compliant credentialing system for all first responders.

20010003 EMERGENCY SERVICES/OES - Operations

<u>Title of Position</u>	<u>Grade/Unit</u>	<u>2009 Actuals</u>	<u>As of 9/1/2010 Current Authorized</u>	<u>2011 Requested</u>	<u>2011 Recommended</u>
FULL TIME					
Director of Emergency Services/Fire Coordinator	E Admin	1	1	1	1
Senior Emergency Services Dispatcher	18 BAPA	5	4	4	4
Emergency Services Dispatcher	14 CSEA	38	38	36	36
Senior Account Clerk	9 CSEA	<u>1</u>	<u>1</u>	<u>1</u>	<u>1</u>
Total Full-Time Positions		45	44	42	42
PART TIME					
Total Part-Time Positions		0	0	0	0
TOTAL POSITIONS		45	44	42	42

REPORT:BP033

BROOME COUNTY GOVERNMENT
 REVENUE AND APPROPRIATION SUMMARY
 BY DEPARTMENT AND DIVISION

FUND 1010 General Operating
 DEPT 20000000 Emergency Services
 DIV 01

Account	2009 Actuals	2010 Budget	2010 YTD Actuals As of 08/31/10	2011 Budget Requested	2011 Budget Recommended
0000002 Departmental Income					
5000114 SHERIFF ID FEES	0	0	450	0	0
5000117 OTHER PUB SAFETY DEPT INCOME	15	0	0	0	0
5000189 OTHER LOCAL GOVERNMENTS	15,996	13,500	11,432	13,500	13,500
5000313 CHARGEBACKS - D S S	0	2,625	0	0	0
5000333 OTHER DEPARTMENTAL CHARGEBACK	300	0	0	0	0
0000002 Departmental Income Totals	16,311	16,125	11,882	13,500	13,500
0000007 Misc Interfund Revenues					
5000530 REFUNDS OF PRIOR YEARS EXPENDI	31	0	0	0	0
5000534 TRANSFER FROM INSURANCE RESERV	1,643	0	0	0	0
0000007 Misc Interfund Revenues Totals	1,674	0	0	0	0
0000009 Federal Aid					
5000906 CIVIL DEFENSE	58,250	60,000	0	109,693	109,693
0000009 Federal Aid Totals	58,250	60,000	0	109,693	109,693
Rev Total for Div 2001	76,235	76,125	11,882	123,193	123,193
0000010 Personal Service					
6001000 SALARIES FULL-TIME	1,974,905	2,050,496	1,192,183	1,842,400	1,842,400
6001002 SALARIES TEMPORARY	228,006	213,127	134,045	199,375	199,375
6001003 SALARIES OVERTIME	134,980	120,836	55,974	118,465	118,465
6001004 SALARIES SHIFT DIFFERENTIAL	18,826	22,867	13,567	22,867	22,867
6001006 OUT OF TITLE PAY	2,174	1,350	1,839	1,350	1,350
6001008 STAND-BY PAY	12,635	14,600	8,247	14,600	14,600
6001009 OTHER PERSONNEL SERVICES	8,500	10,900	9,542	300	300
0000010 Personal Service Totals	2,380,026	2,434,176	1,415,397	2,199,357	2,199,357
0000040 Contractual Expenditures					
6004010 BOOKS AND SUBSCRIPTIONS	1,757	1,035	913	1,550	1,550
6004012 OFFICE SUPPLIES	0	5,675	1,239	3,842	3,842
6004030 FOOD AND BEVERAGES	1,451	0	0	0	0

REPORT:BP033

BROOME COUNTY GOVERNMENT
REVENUE AND APPROPRIATION SUMMARY
BY DEPARTMENT AND DIVISION

FUND 1010 General Operating
DEPT 20000000 Emergency Services
DIV 01

Account	2009	2010	2010	2011	2011
	Actuals	Budget	YTD Actuals As of 08/31/10	Budget Requested	Budget Recommended
6004041 PHOTOGRAPHIC SUPPLIES	493	552	0	446	446
6004043 ARSON INVESTIGATION SUPPLIES	240	702	0	1,035	1,035
6004045 TRAINING AND EDUCATIONAL SUPPL	0	600	350	600	600
6004046 GAS OIL GREASE AND DIESEL FUEL	69	1,100	131	1,100	1,100
6004048 MISC OPERATIONAL SUPPLIES	4,527	5,725	2,789	7,432	7,432
6004055 COMPUTER SOFTWARE AND SUPPLIES	0	150	170	0	0
6004105 DUES AND MEMBERSHIPS	540	655	751	655	655
6004106 GENERAL OFFICE EXPENSES	218	4,231	1,454	4,231	4,231
6004137 ADVERTISING AND PROMOTION EXPE	0	0	10	0	0
6004138 OTHER OPERATIONAL EXPENSES	4,451	4,000	8,177	4,500	4,500
6004160 MILEAGE AND PARKING-LOCAL	4,110	3,800	1,086	3,400	3,400
6004161 TRAVEL HOTEL AND MEALS	2,096	1,400	990	1,400	800
6004162 EDUCATION AND TRAINING	3,091	7,500	2,933	5,300	3,100
6004196 COPYING MACHINE RENTALS	0	5,500	1,495	0	0
6004200 PROPERTY LOSS	393	0	0	0	0
0000040 Contractual Expenditures Totals	23,436	42,625	22,488	35,491	32,691
0000041 Chargeback Expenses					
6004602 INSURANCE PREMIUM CHARGEBACK	2,770	2,661	1,331	3,176	3,176
6004615 GASOLINE CHARGEBACK	5,346	9,588	3,163	5,824	5,824
6004616 FLEET SERVICE CHARGEBACK	0	15,463	15,463	0	0
0000041 Chargeback Expenses Totals	8,116	27,712	19,957	9,000	9,000
0000080 Employee Benefits					
6008001 STATE RETIREMENT	171,803	263,983	124,044	369,135	369,135
6008002 SOCIAL SECURITY	176,848	181,929	104,320	157,152	157,152
6008004 WORKERS COMPENSATION	24,331	24,765	12,383	26,156	26,156
6008006 LIFE INSURANCE	867	836	562	731	731
6008007 HEALTH INSURANCE	365,460	388,739	251,795	379,186	379,186
6008009 RETIREE HEALTH INSURANCE	46,199	50,029	7,988	50,029	50,029
6008010 DISABILITY INSURANCE	4,993	5,031	3,211	4,255	4,255
6008011 UNEMPLOYMENT INSURANCE	820	0	0	0	0
0000080 Employee Benefits Totals	791,321	915,312	504,303	986,644	986,644
Exp Total for Div 2001	3,202,899	3,419,825	1,962,145	3,230,492	3,227,692

REPORT:BP033

BROOME COUNTY GOVERNMENT
REVENUE AND APPROPRIATION SUMMARY
BY DEPARTMENT AND DIVISION

FUND 1010 General Operating
DEPT 20000000 Emergency Services
DIV 01

Account	2009 Actuals	2010 Budget	2010 YTD Actuals As of 08/31/10	2011 Budget Requested	2011 Budget Recommended
Total for Div 2001	-3,126,664	-3,343,700	-1,950,263	-3,107,299	-3,104,499

EMERGENCY SERVICES**E-911****MISSION STATEMENT**

To provide for a universal 911 Emergency Telephone Reporting System within Broome County; To provide, within the confines of revenue produced through the 911 surcharge, a communications system and enhancements to public safety agencies in the County with the 911 system.

DESCRIPTION

The 911 system is funded through the 911 telephone bill surcharge and the E911 wireless surcharge. These surcharges provide revenue for the operation and maintenance of the system and enables enhancement of the communications system.

2011 OBJECTIVES

- Continue to provide assistance to municipalities with communications upgrade assistance.
- Conduct comprehensive review of public safety communications systems to develop short and long term plans for upgrades and increased interoperability.
- Expand mobile computer terminals to rest of law enforcement, all EMS, and some fire vehicles.
- Continue building of the complete backup 911 dispatch site.

2011 BUDGET HIGHLIGHTS

- Continue implementation of the automatic vehicle location (AVL) for law enforcement and start to include EMS agencies.

20020003 EMERGENCY SERVICES/911
 20030003

<u>Title of Position</u>	<u>Grade/Unit</u>	<u>2009 Actuals</u>	<u>As of 9/1/2010 Current Authorized</u>	<u>2011 Requested</u>	<u>2011 Recommended</u>
FULL TIME					
Communications Supervisor	24 Admin	1	1	1	1
Senior Emergency Services Dispatcher	18 BAPA	<u>1</u>	<u>2</u>	<u>2</u>	<u>2</u>
Total Full-Time Positions		2	3	3	3
PART TIME					
Total Part-Time Positions		0	0	0	0
TOTAL POSITIONS		2	3	3	3

REPORT:BP033

BROOME COUNTY GOVERNMENT
REVENUE AND APPROPRIATION SUMMARY
BY DEPARTMENT AND DIVISION

FUND 1010 General Operating
DEPT 20000000 Emergency Services
DIV 02

Account	2009 Actuals	2010 Budget	2010 YTD Actuals As of 08/31/10	2011 Budget Requested	2011 Budget Recommended
0000002 Departmental Income					
5000112 STUDENT TUITION, PT DAY	3,637	0	0	0	0
0000002 Departmental Income Totals	3,637	0	0	0	0
0000007 Misc Interfund Revenues					
5000535 911 SURCHARGE - LANDLINE	368,783	380,000	197,658	380,000	380,000
5000541 911 SURCHARGE - WIRELESS	15	0	0	0	0
5000561 TRANSFER FROM RESERVE FUND	100,000	0	0	0	0
0000007 Misc Interfund Revenues Totals	468,798	380,000	197,658	380,000	380,000
Rev Total for Div 2002	472,435	380,000	197,658	380,000	380,000
0000010 Personal Service					
6001000 SALARIES FULL-TIME	114,090	177,396	106,763	176,793	176,793
6001003 SALARIES OVERTIME	6,267	0	2,806	0	0
6001004 SALARIES SHIFT DIFFERENTIAL	8	0	285	0	0
6001008 STAND-BY PAY	440	0	660	0	0
6001009 OTHER PERSONNEL SERVICES	0	0	600	0	0
0000010 Personal Service Totals	120,805	177,396	111,114	176,793	176,793
0000040 Contractual Expenditures					
6004010 BOOKS AND SUBSCRIPTIONS	0	0	0	305	305
6004012 OFFICE SUPPLIES	5,046	0	0	0	0
6004048 MISC OPERATIONAL SUPPLIES	20,585	3,106	157	0	0
6004055 COMPUTER SOFTWARE AND SUPPLIES	0	5,360	1,005	0	0
6004100 POSTAGE AND FREIGHT	4	0	0	0	0
6004161 TRAVEL HOTEL AND MEALS	0	6,681	121	0	0
6004162 EDUCATION AND TRAINING	0	5,736	1,280	2,736	2,736
6004196 COPYING MACHINE RENTALS	2,201	0	0	0	0
0000040 Contractual Expenditures Totals	27,836	20,883	2,563	3,041	3,041
0000041 Chargeback Expenses					
6004609 DATA PROCESSING CHARGEBACKS	117,503	67,655	33,828	71,563	71,563

REPORT:BP033

BROOME COUNTY GOVERNMENT
 REVENUE AND APPROPRIATION SUMMARY
 BY DEPARTMENT AND DIVISION

FUND 1010 General Operating
 DEPT 20000000 Emergency Services
 DIV 02

Account	2009 Actuals	2010 Budget	2010 YTD Actuals As of 08/31/10	2011 Budget Requested	2011 Budget Recommended
6004614 OTHER CHARGEBACK EXPENSES	35,000	0	0	0	0
0000041 Chargeback Expenses Totals	152,503	67,655	33,828	71,563	71,563
0000060 Principal on Indebtedness					
6006008 PRINCIPAL ON CAPITAL LEASE	1,849	0	0	0	0
0000060 Principal on Indebtedness Totals	1,849	0	0	0	0
0000070 Interest on Indebtedness					
6007005 INTEREST ON CAPITAL LEASE	141	0	0	0	0
0000070 Interest on Indebtedness Totals	141	0	0	0	0
0000080 Employee Benefits					
6008001 STATE RETIREMENT	8,941	19,691	10,066	31,823	31,823
6008002 SOCIAL SECURITY	8,594	13,571	7,946	13,525	13,525
6008006 LIFE INSURANCE	40	57	38	58	58
6008007 HEALTH INSURANCE	27,406	45,747	28,130	48,197	48,197
0000080 Employee Benefits Totals	44,981	79,066	46,180	93,603	93,603
0000090 Transfers					
6009002 TRANSFER TO GRANT FUND	0	35,000	0	35,000	35,000
0000090 Transfers Totals	0	35,000	0	35,000	35,000
Exp Total for Div 2002	348,115	380,000	193,685	380,000	380,000
Total for Div 2002	124,320	0	3,973	0	0

REPORT:BP033

BROOME COUNTY GOVERNMENT
REVENUE AND APPROPRIATION SUMMARY
BY DEPARTMENT AND DIVISION

FUND 1010 General Operating
DEPT 20000000 Emergency Services
DIV 03

Account	2009 Actuals	2010 Budget	2010 YTD Actuals As of 08/31/10	2011 Budget Requested	2011 Budget Recommended
0000007 Misc Interfund Revenues					
5000541 911 SURCHARGE - WIRELESS	378,959	340,000	228,455	380,000	380,000
5000561 TRANSFER FROM RESERVE FUND	530,279	0	0	0	0
0000007 Misc Interfund Revenues Totals	909,238	340,000	228,455	380,000	380,000
Rev Total for Div 2003	909,238	340,000	228,455	380,000	380,000
0000040 Contractual Expenditures					
6004010 BOOKS AND SUBSCRIPTIONS	254	100	0	100	100
6004012 OFFICE SUPPLIES	0	0	0	1,836	1,836
6004048 MISC OPERATIONAL SUPPLIES	2,357	12,000	743	10,855	10,855
6004055 COMPUTER SOFTWARE AND SUPPLIES	2,497	0	0	4,436	4,436
6004100 POSTAGE AND FREIGHT	7	50	0	0	0
6004101 TELEPHONE	119,994	246,518	96,624	200,244	200,244
6004102 TELEPHONE EQUIPMENT	0	0	1,618	0	0
6004105 DUES AND MEMBERSHIPS	234	300	0	300	300
6004106 GENERAL OFFICE EXPENSES	0	0	0	4,415	4,415
6004111 BUILDING AND LAND RENTAL	0	17,325	0	15,000	15,000
6004138 OTHER OPERATIONAL EXPENSES	100,925	57,196	36,451	122,221	122,221
6004161 TRAVEL HOTEL AND MEALS	4,789	0	0	6,381	6,381
6004162 EDUCATION AND TRAINING	9,270	0	0	3,000	3,000
6004169 DAY TRIP MEAL REIMBURSEMENT	16	0	0	0	0
6004192 SOFTWARE MAINTENANCE	6,511	6,511	429	6,706	6,706
6004196 COPYING MACHINE RENTALS	118	0	0	4,506	4,506
6004505 CONTRACTED DATA PROCESSING SER	2,000	0	0	0	0
0000040 Contractual Expenditures Totals	248,972	340,000	135,865	380,000	380,000
0000041 Chargeback Expenses					
6004621 BUILDING AND LAND RENTAL CHARG	2,888	0	0	0	0
0000041 Chargeback Expenses Totals	2,888	0	0	0	0
Exp Total for Div 2003	251,860	340,000	135,865	380,000	380,000

REPORT:BP033

BROOME COUNTY GOVERNMENT
REVENUE AND APPROPRIATION SUMMARY
BY DEPARTMENT AND DIVISION

FUND 1010 General Operating
DEPT 20000000 Emergency Services
DIV 03

Account	2009 Actuals	2010 Budget	2010 YTD Actuals As of 08/31/10	2011 Budget Requested	2011 Budget Recommended
Total for Div 2003	657,378	0	92,590	0	0
Total for Dept 20000000	-2,344,966	-3,343,700	-1,853,700	-3,107,299	-3,104,499

PROBATION

PROBATION DIRECTOR

DEPUTY DIRECTOR

CRIMINAL DIVISION

- Criminal Probation Supervision
- Criminal Investigations
- Specialized DWI Caseload
- Specialized Sex Offender Caseload
- Specialized Domestic Violence Caseload
- Specialized DSS Fraud Caseload
- Specialized Youthful Offender Caseload
- E-Justice (w/DMV access)
- Transfer In/Out of Probation Cases
- Electronic Monitoring
- Sex Offender Registry
- DNA Collection
- Drug and Alcohol Testing
- Coordination/Assessment with Forensic Unit of Mental Health
- Drug, Domestic Violence and Family Treatment Courts
- Probation Tracking System
- Integrated Probation Registrant System (IPRS)
- COMPAS (Correctional Offender Mgt. Profiling for Altern. Sanctions)

GRANT

- Pre-Trial Release Program (PTRP)
- Probation Eligible Diversion (PED)
- Rockefeller Drug Law Grant (ROCKY)

ADMINISTRATION

- Fiscal Management/ Budget
- Personnel
- Restitution Collection and Disbursement to Crime Victims
- DWI Fine Collection (for Broome County Court)
- DWI Supervision Fees
- Records Management

PINS/JD DIVISION

- Court Ordered Investigations
- Family Court Supervision
 - PINS (Persons in Need of Supervision)
 - JD's (Juvenile Delinquents)
 - Support Cases
- Comprehensive Assessments/ Reports
- Diversion Case Management
- Youth Assessment Screening Instrument (YASI)
- Probation Tracking System
- Connections (DSS Case Management System)
- Pre-PINS Parent Orientation
- JD Diversion Victims Satisfaction
- JD Introduction to Supervision Groups
- Electronic Monitoring

PROBATION

MISSION STATEMENT

The Broome County Probation Department is dedicated to the protection of the community by reducing crime and delinquency, along with facilitating the rehabilitation of offenders of the law. This is accomplished through investigation, supervision, and diversion of cases that have violated laws of the Family Court Act, the Penal Law, Vehicle and Traffic Law and other laws of the State of New York. This department works closely with the courts, police agencies, treatment agencies, and other human service agencies in Broome County to rehabilitate offenders. The Probation Department has a primary obligation to the community to return offenders back to the courts when they do not abide by the court's sentence and conditions of probation.

DESCRIPTION

The **Criminal Division** component supervises all adults (age 16 and above) placed on probation by the Criminal Courts of Broome County. This division provides pre-sentence/pre-plea investigations as ordered by the courts in Broome County, regardless of disposition. Investigations comprise a legal history, social history, victim impact, evaluative analysis and recommendation. The Criminal Division also provides Pre-Trial Release services as an alternative to incarceration, and thus decreases potential jail days.

Presently the department operates specialized caseloads for DWI's, sex offenders, domestic violence, youthful offenders, and DSS restitution collection. Probation supervision includes office reporting by the probationer, unannounced home visits by probation officers, and contact by the probation officer with collateral sources including, but not limited to, spouses, parents, employers, schools and treatment providers.

2011 OBJECTIVES

- To attempt to manage a criminal caseload with increasingly more serious offenders being placed on probation. The Probation population of 2009-2010 continues the trend towards more violent offenders being placed on probation. Many causes such as serious substance abuse, mental illness, and general aggressive tendencies make for a more volatile probationer.
- To manage non-funded New York State mandates. These include DNA specimen collection, Sex Offender Registry, and implementation of the Correctional Offender Management Profiling for Alternative Sanctions (COMPAS). Probation is also involved with Drug Court, Domestic Violence Court and Family Treatment Court. 2011 will see probation continuing as a participant in "Project Impact", for which there is no additional revenue received.
- To continue to use and expand Electronic Monitoring as an alternative to costly incarceration for adults.
- To continue to work with the STOP-DWI Program in an attempt to change the behavior of the DWI offender.
- To continue to promote probation officer safety through offering an in-house two-day "Officer Safety and Survival Training" program to all new officers hired. This will be augmented with all officers using appropriate safety equipment provided by this department.

It is anticipated that the 2011 state aid reimbursement rate for eligible probation expenses will drop dramatically. We have received a 10% cut for the rest of 2010 and anticipate greater cuts in 2011.

21010003 PROBATION

<u>Title of Position</u>	<u>Grade/Unit</u>	<u>2009 Actuals</u>	<u>As of 9/1/2010 Current Authorized</u>	<u>2011 Requested</u>	<u>2011 Recommended</u>
FULL TIME					
Probation Director III	G Admin	1	1	1	1
Deputy Probation Director III	D Admin	1	1	1	1
Probation Supervisor	21 BAPA	2	2	2	2
Senior Probation Officer	19 CSEA	4	4	3	3
Probation Officer/Trainee	17/16 CSEA	17	17	18	18
Principal Account Clerk	13 CSEA	1	1	1	1
Secretary	13 CSEA	1	1	1	1
Keyboard Specialist	8 CSEA	5	5	4	4
Account Clerk	7 CSEA	<u>3</u>	<u>3</u>	<u>2</u>	<u>2</u>
Total Full-Time Positions		35	35	33	33
PART TIME					
Keyboard Specialist	8 CSEA	<u>1</u>	<u>1</u>	<u>1</u>	<u>1</u>
Total Part-Time Positions		1	1	1	1
TOTAL POSITIONS		36	36	34	34

REPORT:BP033

BROOME COUNTY GOVERNMENT
 REVENUE AND APPROPRIATION SUMMARY
 BY DEPARTMENT AND DIVISION

FUND 1010 General Operating
 DEPT 21000000 Probation
 DIV 01

Account	2009 Actuals	2010 Budget	2010 YTD Actuals As of 08/31/10	2011 Budget Requested	2011 Budget Recommended
0000002 Departmental Income					
5000208 RESTITUTION/REPARATION SURCHAR	13,683	17,600	9,357	16,500	16,500
5000333 OTHER DEPARTMENTAL CHARGEBACK	30,000	30,000	18,861	54,724	54,724
0000002 Departmental Income Totals	43,683	47,600	28,218	71,224	71,224
0000008 State Aid					
5000814 PROBATION SERVICES	569,991	482,147	0	373,048	373,048
0000008 State Aid Totals	569,991	482,147	0	373,048	373,048
Rev Total for Div 2101	613,674	529,747	28,218	444,272	444,272
0000010 Personal Service					
6001000 SALARIES FULL-TIME	1,544,038	1,522,101	825,922	1,553,110	1,553,110
6001002 SALARIES TEMPORARY	22,541	16,502	10,345	16,502	16,502
6001968 RETIREMENT INCENTIVE	48,000	0	0	0	0
0000010 Personal Service Totals	1,614,579	1,538,603	836,267	1,569,612	1,569,612
0000040 Contractual Expenditures					
6004010 BOOKS AND SUBSCRIPTIONS	0	300	0	0	0
6004012 OFFICE SUPPLIES	8,375	12,000	4,313	10,000	10,000
6004022 FUEL AND HEATING SUPPLIES	15,278	0	0	13,000	13,000
6004023 BLDG AND GROUNDS SUPPLIES	773	0	0	0	0
6004030 FOOD AND BEVERAGES	149	300	0	300	300
6004046 GAS OIL GREASE AND DIESEL FUEL	60	200	110	200	200
6004048 MISC OPERATIONAL SUPPLIES	5,004	10,736	1,041	10,381	10,381
6004100 POSTAGE AND FREIGHT	54	218	0	138	138
6004105 DUES AND MEMBERSHIPS	525	950	700	775	775
6004106 GENERAL OFFICE EXPENSES	456	800	257	800	800
6004111 BUILDING AND LAND RENTAL	0	180,996	180,996	150,830	150,830
6004113 WATER AND SEWAGE CHARGES	5,260	1,950	0	1,950	1,950
6004115 ELECTRIC CURRENT	40,053	18,532	19,721	13,532	13,532
6004117 BUILDING AND GROUNDS EXPENSES	986	0	0	0	0
6004136 OPERATIONAL EQUIPMENT REPAIRS	108	108	82	378	378
6004138 OTHER OPERATIONAL EXPENSES	150	260	0	260	260
6004160 MILEAGE AND PARKING-LOCAL	16,194	18,356	7,298	11,532	11,532

REPORT:BP033

BROOME COUNTY GOVERNMENT
REVENUE AND APPROPRIATION SUMMARY
BY DEPARTMENT AND DIVISION

FUND 1010 General Operating
DEPT 21000000 Probation
DIV 01

Account	2009 Actuals	2010 Budget	2010 YTD Actuals As of 08/31/10	2011 Budget Requested	2011 Budget Recommended
6004161 TRAVEL HOTEL AND MEALS	618	6,664	0	5,136	5,136
6004162 EDUCATION AND TRAINING	670	2,260	570	1,200	1,200
6004169 DAY TRIP MEAL REIMBURSEMENT	290	992	184	992	992
6004196 COPYING MACHINE RENTALS	1,024	3,156	1,948	3,156	3,156
6004573 OTHER FEES FOR SERVICES	1,160	2,800	789	1,400	1,400
0000040 Contractual Expenditures Totals	97,187	261,578	218,009	225,960	225,960
0000041 Chargeback Expenses					
6004602 INSURANCE PREMIUM CHARGEBACK	442	94	47	2,597	2,597
6004609 DATA PROCESSING CHARGEBACKS	109,332	102,626	51,313	111,836	111,836
6004610 PERSONAL SERVICES CHARGEBACKS	20,786	22,626	415	0	0
6004614 OTHER CHARGEBACK EXPENSES	0	750	350	500	500
6004615 GASOLINE CHARGEBACK	2,333	3,988	1,402	2,032	2,032
6004616 FLEET SERVICE CHARGEBACK	11,197	11,045	11,045	0	0
6004617 DUPLICATING/PRINTING CHARGEBAC	0	2,900	1,170	2,900	2,900
6004618 OFFICE SUPPLIES CHARGEBACK	0	6,000	2,876	6,100	6,100
6004619 BUILDING SERVICE CHARGEBACK	727	0	0	0	0
6004626 TRANSPORTATION SERVICES CHARGE	0	5,210	5,210	0	0
0000041 Chargeback Expenses Totals	144,817	155,239	73,828	125,965	125,965
0000060 Principal on Indebtedness					
6006008 PRINCIPAL ON CAPITAL LEASE	1,826	0	0	0	0
0000060 Principal on Indebtedness Totals	1,826	0	0	0	0
0000070 Interest on Indebtedness					
6007005 INTEREST ON CAPITAL LEASE	181,129	0	0	0	0
0000070 Interest on Indebtedness Totals	181,129	0	0	0	0
0000080 Employee Benefits					
6008001 STATE RETIREMENT	111,745	168,953	74,620	279,560	279,560
6008002 SOCIAL SECURITY	118,384	116,441	60,683	118,813	118,813
6008004 WORKERS COMPENSATION	10,271	8,970	8,393	13,052	13,052
6008006 LIFE INSURANCE	645	627	373	652	652
6008007 HEALTH INSURANCE	325,594	356,612	213,031	428,250	428,250
6008009 RETIREE HEALTH INSURANCE	198,436	215,227	36,182	244,497	244,497
6008010 DISABILITY INSURANCE	3,818	3,741	2,119	3,998	3,998

REPORT:BP033

BROOME COUNTY GOVERNMENT
REVENUE AND APPROPRIATION SUMMARY
BY DEPARTMENT AND DIVISION

FUND 1010 General Operating
DEPT 21000000 Probation
DIV 01

Account	2009 Actuals	2010 Budget	2010 YTD Actuals As of 08/31/10	2011 Budget Requested	2011 Budget Recommended
0000080 Employee Benefits Totals	768,893	870,571	395,401	1,088,822	1,088,822
0000090 Transfers					
6009002 TRANSFER TO GRANT FUND	194,642	198,197	0	109,636	109,636
0000090 Transfers Totals	194,642	198,197	0	109,636	109,636
Exp Total for Div 2101	3,003,073	3,024,188	1,523,505	3,119,995	3,119,995
Total for Div 2101	-2,389,399	-2,494,441	-1,495,287	-2,675,723	-2,675,723

PROBATION-PINS/JD

MISSION STATEMENT

The Broome County Probation Department is dedicated to the protection of the community by reducing crime and delinquency, along with facilitating the rehabilitation of offenders of the law. This is accomplished through investigation, supervision, and diversion of cases that have violated laws of the Family Court Act, the Penal Law, and other laws of the State of New York. This department works closely with the courts, police agencies, treatment agencies, schools, and other human service agencies in Broome County to rehabilitate juveniles. The Probation Department has a primary obligation to the community to return juveniles back to the court when they do not abide by the court's orders.

DESCRIPTION

The **PINS Unit (Persons In Need of Supervision) of the Juvenile Services Division** provides intake services for individuals seeking to file complaints against those juveniles who are up to the age of 18 and exhibiting behavior difficulties. Probation has been designated the "lead agency" on all PINS complaints. Probation is working very closely with Social Services, Youth Bureau, and County Attorney to develop the 2011 PINS plan. It is the goal of services to divert youth from Family Court, avoid costly detention and institutional placements. The PINS Unit will continue to do court ordered predispositional investigations and court ordered supervision.

The **JD Unit (Juvenile Delinquent) of Juvenile Services** provides intake services for all Juvenile Delinquency (JD) cases referred by police to the department. The process begins by arranging an Appearance Ticket interview with the youth, who can range from 7 to 16 years of age. Appropriate cases are supervised through a voluntary diversion program, in an attempt to resolve the complaint without the intervention of Family Court. The unit conducts predispositional

investigations and supervises adjudicated JD and other Family Court cases. The unit also provides adoption, custody, and visitation investigations for Family Court.

2011 OBJECTIVES

- To continue to provide quality services to the PINS/JD caseload. 2009 saw 645 cases opened for services and 2010's projected figure is 668. We are finding that with the change in law, PINS cases will remain with us for a longer period than in prior years.
- To continue to provide mandated and voluntary services for suitable youth ages 7 – 16, and up to 18 years old for PINS.
- To continue to use and expand Electronic Monitoring for Juvenile Delinquents as an alternative to very costly detention.
- To continue to work with other County human service departments in the Juvenile Justice Task Force. Probation will collaborate with these agencies to develop a cost effective plan to implement the revision of Section 735 of the Family Court Act. Community services will be developed and/or enhanced with the ultimate goal to reduce costly placements by timely interventions at the community level.

2011 BUDGET HIGHLIGHTS

- The entire 2011 PINS/JD budget is expected to be reimbursed through the Broome County Social Services Funding stream at 100%.

21020003 PROBATION/PINS

<u>Title of Position</u>	<u>Grade/Unit</u>	<u>2009 Actuals</u>	<u>As of 9/1/2010 Current Authorized</u>	<u>2011 Requested</u>	<u>2011 Recommended</u>
FULL TIME					
Probation Supervisor	21 BAPA	2	2	2	2
Senior Probation Officer	19 CSEA	3	3	3	3
Probation Officer/Trainee	17/16 CSEA	<u>11</u>	<u>11</u>	<u>11</u>	<u>11</u>
Total Full-Time Positions		16	16	16	16
PART TIME					
Total Part-Time Positions		0	0	0	0
TOTAL POSITIONS		16	16	16	16

REPORT:BP033

BROOME COUNTY GOVERNMENT
REVENUE AND APPROPRIATION SUMMARY
BY DEPARTMENT AND DIVISION

FUND 1010 General Operating
DEPT 21000000 Probation
DIV 02

Account	2009 Actuals	2010 Budget	2010 YTD Actuals As of 08/31/10	2011 Budget Requested	2011 Budget Recommended
0000002 Departmental Income					
5000313 CHARGEBACKS - D S S	978,048	1,155,293	577,647	1,210,766	1,210,766
0000002 Departmental Income Totals	978,048	1,155,293	577,647	1,210,766	1,210,766
Rev Total for Div 2102	978,048	1,155,293	577,647	1,210,766	1,210,766
0000010 Personal Service					
6001000 SALARIES FULL-TIME	678,206	767,353	462,367	774,970	774,970
0000010 Personal Service Totals	678,206	767,353	462,367	774,970	774,970
0000040 Contractual Expenditures					
6004022 FUEL AND HEATING SUPPLIES	1,905	2,682	10,929	2,682	2,682
6004048 MISC OPERATIONAL SUPPLIES	1,591	1,350	0	1,350	1,350
6004111 BUILDING AND LAND RENTAL	0	22,566	22,566	22,566	22,566
6004115 ELECTRIC CURRENT	7,145	5,550	6,626	5,550	5,550
6004160 MILEAGE AND PARKING-LOCAL	7,429	31,609	2,833	20,976	20,976
6004161 TRAVEL HOTEL AND MEALS	32	5,548	1,540	1,152	1,152
6004162 EDUCATION AND TRAINING	142	1,520	570	1,200	1,200
6004169 DAY TRIP MEAL REIMBURSEMENT	5	0	0	1,280	1,280
6004573 OTHER FEES FOR SERVICES	495	2,060	160	2,340	2,340
0000040 Contractual Expenditures Totals	18,744	72,885	45,224	59,096	59,096
0000041 Chargeback Expenses					
6004614 OTHER CHARGEBACK EXPENSES	500	750	500	500	500
0000041 Chargeback Expenses Totals	500	750	500	500	500
0000070 Interest on Indebtedness					
6007005 INTEREST ON CAPITAL LEASE	22,566	0	0	0	0
0000070 Interest on Indebtedness Totals	22,566	0	0	0	0
0000080 Employee Benefits					

REPORT:BP033

BROOME COUNTY GOVERNMENT
 REVENUE AND APPROPRIATION SUMMARY
 BY DEPARTMENT AND DIVISION

FUND 1010 General Operating
 DEPT 21000000 Probation
 DIV 02

Account	2009 Actuals	2010 Budget	2010 YTD Actuals As of 08/31/10	2011 Budget Requested	2011 Budget Recommended
6008001 STATE RETIREMENT	52,226	85,176	42,594	139,495	139,495
6008002 SOCIAL SECURITY	49,153	58,703	33,586	59,285	59,285
6008004 WORKERS COMPENSATION	2,650	2,242	0	3,263	3,263
6008006 LIFE INSURANCE	269	285	198	304	304
6008007 HEALTH INSURANCE	137,955	171,778	94,350	159,458	159,458
6008009 RETIREE HEALTH INSURANCE	10,862	11,948	1,907	12,587	12,587
6008010 DISABILITY INSURANCE	1,555	1,806	1,118	1,808	1,808
0000080 Employee Benefits Totals	254,670	331,938	173,753	376,200	376,200
Exp Total for Div 2102	974,686	1,172,926	681,844	1,210,766	1,210,766
Total for Div 2102	3,362	-17,633	-104,197	0	0
Total for Dept 21000000	-2,386,037	-2,512,074	-1,599,484	-2,675,723	-2,675,723

SECURITY SERVICES

COMMISSIONER OF PUBLIC WORKS

DIRECTOR OF SECURITY SERVICES

ADMINISTRATIVE
MANAGER OF
SECURITY SVCS

ADMINISTRATION

- Peace Officer Academy
- Records
- Evidence Collection
- Parking / Transfers
- Front Office
- Background Investigations
- Internal Investigations
- Access Control
- County Key System
- Division Training
- Workman's Comp Fraud Investigations
- Computer Analysis & Technical Services Unit
- County Office Building Security
- Tri-partite Security
- Taxi Cab Admin

ASSISTANT
DIRECTOR OF
SECURITY

OPERATIONS

- TSA Contract
- Investigations
- Special Events
- Uniformed Services
 - Airport
 - Arena
 - DSS
 - Transit
 - Health Dept.
 - Mental Health
 - WPNH
 - Parks
 - Probation
 - Taxi Cab Enforcement

SUPERVISING FRAUD
INVESTIGATOR

FRAUD UNIT

- Welfare Fraud Investigations
- Enforcement
- Sanctions & Restitutions
- Front - End Detection Program
- Medicaid Fraud Investigations

DOG SHELTER
MANAGER

DOG SHELTER

- Adoption
- Redemptions
- Pet Sign-Overs
- Contract Services
 - City of Binghamton
 - 11 Towns

PUBLIC WORKS

Security

MISSION STATEMENT

Maintain a safe and orderly atmosphere upon County properties and elsewhere by rendering assistance, encouraging compliance, and providing enforcement as necessary. Protect the County facilities and assets from damage and loss. Provide services as required, which are best provided by a security organization, to enhance governmental operations and reduce liability. Provide specific functions as may be required.

DESCRIPTION

The Division consists of five units, which are responsible for unique and separate services. Administrative Services include maintenance and operation of the County ID Card System, Pre-Employment Screening Project, Access Control System, parking lots, evidence retention, lost & found property, Workers' Compensation fraud investigations, security records, and equipment and training. Security Operations include Uniformed Security Services at County facilities such as the Departments of Social Services, Health, Mental Health, Airport, Arena, Forum, Parks, Office Building, Landfill, Willow Point Nursing Home, and BCC. The Case Integrity Unit conducts welfare fraud and internal investigations for the Department of Social Services. The Front Street Shelter provides contracted dog shelter services for eleven towns and the City of Binghamton.

2011 OBJECTIVES

- Continue shared services efforts in the CATS lab and continue to pursue funding avenues.
- Medicaid Fraud-continue efforts to pursue recipient fraud in conjunction with the provider fraud project.
- Continue workplace violence training for all County employees.
- Continue administrative and enforcement of taxi cab regulations.

2011 BUDGET HIGHLIGHTS

- Continue efforts to reduce un-anticipated overtime costs within the division.
- Maintain security efforts at GHJB and Intermodal facilities.
- Evaluate deployment of personnel at facilities and special events for prioritized service.

22000203 PUBLIC WORKS/Security
22000103

<u>Title of Position</u>	<u>Grade/Unit</u>	<u>2009 Actuals</u>	<u>As of 9/1/2010 Current Authorized</u>	<u>2011 Requested</u>	<u>2011 Recommended</u>
FULL TIME					
Director of Security	F Admin	1	1	1	1
Assistant Director of Security	23 Admin	1	1	1	1
Administrative Manager of Security Services *	23 Admin	1	1	1	1
Supervising Fraud Investigator	23 BAPA	1	1	1	1
Security Supervisor	18 BAPA	6	7	7	7
Dog Shelter Manager	17 BAPA	1	1	1	1
Sr Security Svcs Investigator	20 CSEA	2	2	2	2
Security Services Investigator	17 CSEA	6	6	6	6
Senior Social Services Examiner	13 CSEA	1	1	1	1
Assistant Dog Shelter Manager	12 CSEA	1	1	1	1
Security Officer II	12 CSEA	17	22	20	20
Keyboard Specialist	8 CSEA	2	2	2	2
Kennel Person	7 CSEA	3	3	2	2
Security Officer I	7 CSEA	<u>3</u>	<u>3</u>	<u>3</u>	<u>3</u>
Total Full-Time Positions		46	52	49	49
PART TIME					
Security Officer II	12 CSEA	1	1	1	1
Account Clerk Typist	7 CSEA	<u>1</u>	<u>1</u>	<u>1</u>	<u>1</u>
Total Part-Time Positions		2	2	2	2
TOTAL POSITIONS		48	54	51	51

* Unfunded in current budget

REPORT:BP032

BROOME COUNTY GOVERNMENT
 REVENUE AND APPROPRIATION SUMMARY
 BY DEPARTMENT

FUND 1010 General Operating
 DEPT 22000000 Security

Account	2009 Actuals	2010 Budget	2010 YTD Actuals As of 08/31/10	2011 Budget Requested	2011 Budget Recommended
0000002 Departmental Income					
5000179 CHARGES FOR SERVICES	2,988	0	0	0	0
5000187 REIMBURSEMENT - ANIMAL SHELTER	208,291	222,022	121,565	243,884	243,884
5000219 DOG LICENSE REVENUE	14,205	14,000	0	14,200	14,200
5000226 SHELTER REVENUE	78,533	65,000	0	70,000	70,000
5000230 SECURITY SERVICES - OUTSIDE US	21,272	14,030	7,441	14,882	14,882
5000242 TAXI CAB INSPECTIONS	0	0	2,025	3,500	3,500
5000308 SECURITY SERVICES	1,716,704	2,124,873	637,730	2,206,050	2,206,050
5000333 OTHER DEPARTMENTAL CHARGEBACK	0	0	2,867	0	0
5000431 MISCELLANEOUS	288	0	0	6,500	6,500
0000002 Departmental Income Total	2,042,281	2,439,925	771,628	2,559,016	2,559,016
0000003 Use of Money					
5000451 INTEREST AND EARNINGS	53	100	0	100	100
5000463 PARKING LOT	970	744	345	900	900
5000464 PARKING PLAZA	29,845	30,000	10,370	29,845	29,845
0000003 Use of Money Total	30,868	30,844	10,715	30,845	30,845
0000004 Licenses and Permits					
5000482 TAXI CAB LICENSES	0	0	50,715	38,500	38,500
0000004 Licenses and Permits Total	0	0	50,715	38,500	38,500
0000007 Misc Interfund Revenues					
5000533 UNCLASSIFIED REVENUES	17,366	18,781	4,880	30,000	30,000
5000534 TRANSFER FROM INSURANCE RESERV	271	0	0	0	0
5000561 TRANSFER FROM RESERVE FUND	16,525	17,278	0	6,222	6,222
0000007 Misc Interfund Revenues Total	34,162	36,059	4,880	36,222	36,222
0000008 State Aid					
5000800 TEMPORARY COURT OFFICERS	58,313	152,847	140,855	164,400	164,400
0000008 State Aid Total	58,313	152,847	140,855	164,400	164,400
0000009 Federal Aid					
5000907 PUBLIC SAFETY GRANTS - FEDERAL	123,036	155,928	13,243	155,928	155,928

REPORT:BP032

BROOME COUNTY GOVERNMENT
REVENUE AND APPROPRIATION SUMMARY
BY DEPARTMENT

FUND 1010 General Operating
DEPT 22000000 Security

Account	2009 Actuals	2010 Budget	2010 YTD Actuals As of 08/31/10	2011 Budget Requested	2011 Budget Recommended
0000009 Federal Aid Total	123,036	155,928	13,243	155,928	155,928
Rev Totals for Dept 22000000	2,288,660	2,815,603	992,036	2,984,911	2,984,911
0000010 Personal Service					
6001000 SALARIES FULL-TIME	1,607,737	2,068,987	1,071,979	2,028,645	1,964,540
6001001 SALARIES PART-TIME	28,590	26,605	9,030	30,882	30,882
6001002 SALARIES TEMPORARY	587,894	621,511	382,310	629,563	639,563
6001003 SALARIES OVERTIME	107,903	48,517	64,599	48,517	48,517
6001004 SALARIES SHIFT DIFFERENTIAL	10,232	21,191	7,507	15,000	15,000
6001008 STAND-BY PAY	6,488	5,773	4,728	5,773	5,773
6001009 OTHER PERSONNEL SERVICES	8,846	0	9,856	8,500	8,500
0000010 Personal Service Totals	2,357,690	2,792,584	1,550,009	2,766,880	2,712,775
0000040 Contractual Expenditures					
6004010 BOOKS AND SUBSCRIPTIONS	1,085	2,150	253	1,050	1,050
6004012 OFFICE SUPPLIES	7,115	8,900	3,002	8,500	8,500
6004021 BLDG MAINTENANCE SUPPLIES	1,271	1,450	269	500	500
6004022 FUEL AND HEATING SUPPLIES	10,664	19,270	5,971	15,000	15,000
6004023 BLDG AND GROUNDS SUPPLIES	4,494	5,500	1,636	5,500	5,500
6004030 FOOD AND BEVERAGES	814	0	500	814	814
6004032 HSLD LAUNDRY & CLEANING SUPPLI	335	0	36	350	350
6004041 PHOTOGRAPHIC SUPPLIES	683	2,600	178	1,000	1,000
6004046 GAS OIL GREASE AND DIESEL FUEL	237	0	0	0	0
6004048 MISC OPERATIONAL SUPPLIES	21,648	36,475	18,035	38,975	38,975
6004050 ANIMAL FOOD	1,507	2,000	505	2,000	2,000
6004052 UNIFORMS	10,736	34,737	3,938	22,500	22,500
6004054 SAFETY SUPPLIES	1,013	2,450	655	2,400	2,400
6004055 COMPUTER SOFTWARE AND SUPPLIES	1,877	14,121	4,543	14,021	14,021
6004100 POSTAGE AND FREIGHT	21	200	29	50	50
6004105 DUES AND MEMBERSHIPS	985	2,510	480	1,000	1,000
6004106 GENERAL OFFICE EXPENSES	22	500	60	250	250
6004113 WATER AND SEWAGE CHARGES	5,288	3,500	1,378	5,500	5,500
6004114 HEATING AND AIR COND PLANT EXP	2,293	0	0	0	0
6004115 ELECTRIC CURRENT	6,591	5,717	3,051	7,000	7,000
6004117 BUILDING AND GROUNDS EXPENSES	4,585	2,700	2,633	4,400	4,400
6004131 PHOTOGRAPHIC EXPENSES	0	360	0	0	0
6004137 ADVERTISING AND PROMOTION EXPE	100	200	100	100	100

REPORT:BP032

BROOME COUNTY GOVERNMENT
 REVENUE AND APPROPRIATION SUMMARY
 BY DEPARTMENT

FUND 1010 General Operating
 DEPT 22000000 Security

Account	2009 Actuals	2010 Budget	2010 YTD Actuals As of 08/31/10	2011 Budget Requested	2011 Budget Recommended
6004138 OTHER OPERATIONAL EXPENSES	10,356	9,200	6,180	12,768	12,768
6004160 MILEAGE AND PARKING-LOCAL	0	500	0	0	0
6004161 TRAVEL HOTEL AND MEALS	5,184	6,500	2,772	5,500	2,900
6004162 EDUCATION AND TRAINING	1,585	5,000	0	1,600	1,600
6004164 NON-EMPLOYEE TRAVEL HOTEL & ME	0	500	0	500	500
6004169 DAY TRIP MEAL REIMBURSEMENT	64	0	0	0	0
6004192 SOFTWARE MAINTENANCE	662	695	0	695	695
6004196 COPYING MACHINE RENTALS	2,326	1,000	1,223	2,326	2,326
6004200 PROPERTY LOSS	271	0	0	0	0
6004568 VETERINARIAN SERVICES	11,122	16,000	7,721	16,000	16,000
0000040 Contractual Expenditures Totals	114,934	184,735	65,148	170,299	167,699
0000041 Chargeback Expenses					
6004602 INSURANCE PREMIUM CHARGEBACK	61,631	62,014	34,438	17,036	17,036
6004605 COUNTY ATTORNEY CHARGEBACKS	280	0	0	0	0
6004606 TELEPHONE BILLING ACCOUNT	0	0	0	1,590	1,590
6004609 DATA PROCESSING CHARGEBACKS	3,475	3,447	1,723	3,754	3,754
6004614 OTHER CHARGEBACK EXPENSES	1,168	100	0	100	100
6004615 GASOLINE CHARGEBACK	27,666	44,583	16,166	21,740	21,740
6004616 FLEET SERVICE CHARGEBACK	40,310	39,762	39,762	0	0
6004617 DUPLICATING/PRINTING CHARGEBAC	866	300	74	300	300
6004618 OFFICE SUPPLIES CHARGEBACK	1,446	1,500	670	1,550	1,550
6004619 BUILDING SERVICE CHARGEBACK	11,038	7,000	0	7,000	7,000
6004626 TRANSPORTATION SERVICES CHARGE	3,954	2,606	2,606	13,618	13,618
0000041 Chargeback Expenses Totals	151,834	161,312	95,439	66,688	66,688
0000060 Principal on Indebtedness					
6006008 PRINCIPAL ON CAPITAL LEASE	101	0	0	0	0
0000060 Principal on Indebtedness Totals	101	0	0	0	0
0000080 Employee Benefits					
6008001 STATE RETIREMENT	133,581	233,330	109,310	369,674	358,135
6008002 SOCIAL SECURITY	175,079	210,587	114,627	211,887	207,748
6008004 WORKERS COMPENSATION	10,489	12,027	6,014	15,605	15,605
6008006 LIFE INSURANCE	788	949	560	932	913
6008007 HEALTH INSURANCE	352,985	489,997	254,719	508,879	508,879
6008009 RETIREE HEALTH INSURANCE	53,023	48,886	8,577	56,468	56,468
6008010 DISABILITY INSURANCE	3,912	4,955	2,676	5,160	5,160
6008011 UNEMPLOYMENT INSURANCE	9,956	0	0	0	0

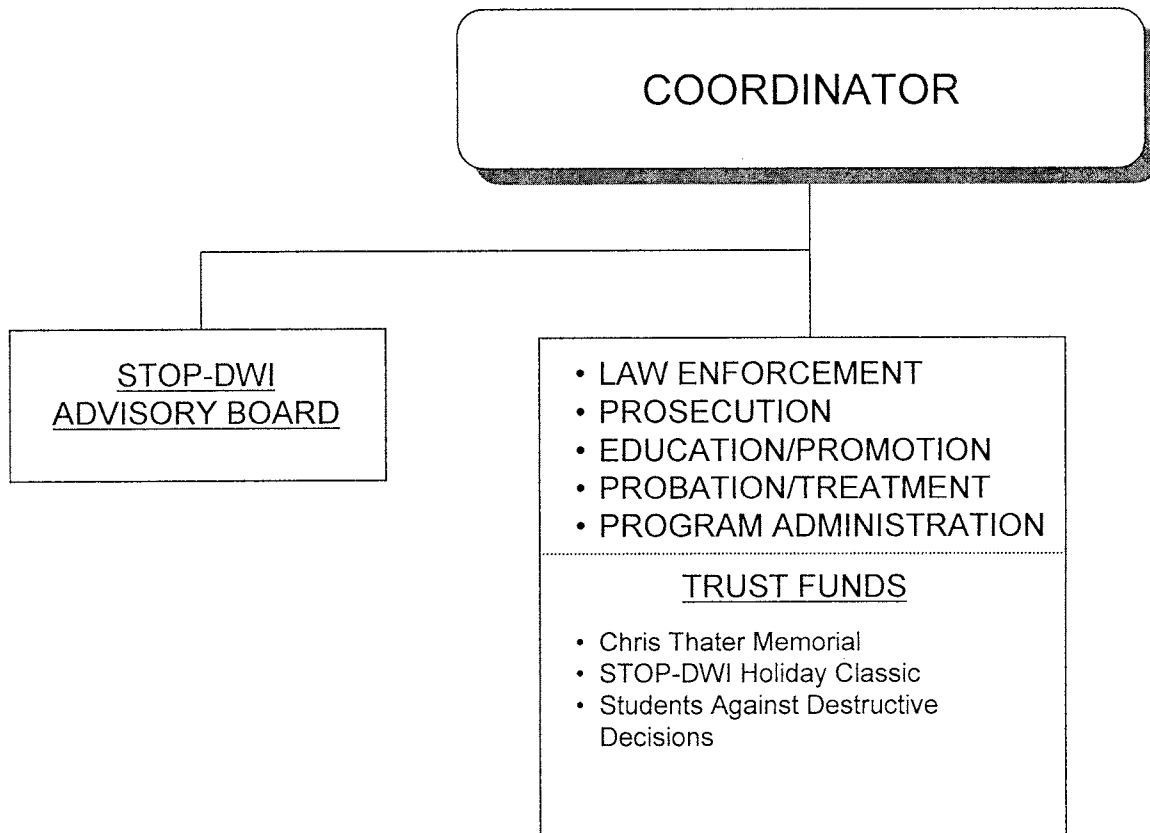
REPORT:BP032

BROOME COUNTY GOVERNMENT
 REVENUE AND APPROPRIATION SUMMARY
 BY DEPARTMENT

FUND 1010 General Operating
 DEPT 22000000 Security

Account	2009 Actuals	2010 Budget	2010 YTD Actuals As of 08/31/10	2011 Budget Requested	2011 Budget Recommended
0000080 Employee Benefits Totals	739,813	1,000,731	496,483	1,168,605	1,152,908
Exp Totals for Dept 22000000	3,364,372	4,139,362	2,207,079	4,172,472	4,100,070
Total for Dept 22000000	-1,075,712	-1,323,759	-1,215,043	-1,187,561	-1,115,159

STOP - DWI



STOP-DWI

MISSION STATEMENT

To develop and coordinate a comprehensive DWI counter-measure program to deter the incidence of impaired driving and the occurrence of alcohol/drug related traffic injuries and fatalities.

DESCRIPTION

STOP-DWI stands for “Special Traffic Options Program for Driving While Intoxicated”. The STOP-DWI Program was enacted by the State Legislature in 1981 for the purposes of empowering county governments to coordinate local efforts to reduce the incidence of impaired driving within the context of a comprehensive and financially self-sustaining highway safety program.

Pursuant to Article 31 Section 1197 of the New York State Vehicle and Traffic Law and 15 NYCRR Part 172 of the Commissioner’s Rules and Regulations, the Broome County STOP-DWI Program develops and coordinates a comprehensive DWI countermeasures program – that places a priority on general deterrence – the prevention of impaired driving through a high visibility enforcement and prosecution effort. To that end, STOP-DWI funds extra police patrols that are dedicated to DWI enforcement. STOP-DWI also provides specialized breath testing equipment and video cameras to police agencies as well. The District Attorney’s office receives funds for an additional prosecutor to specialize in DWI cases. STOP-DWI also funds a position with the Broome County Probation Department to deal with recidivist DWI offenders.

In addition, STOP-DWI funds a large print and electronic media campaign in order to heighten public awareness about the dangers of

impaired driving and to promote the enforcement and prosecution efforts.

STOP-DWI also sponsors numerous training seminars for prosecutors, police, educators, and treatment professionals who deal with various aspects of the drunk driving issues. STOP-DWI works with area middle and high schools and conducts numerous community outreach programs. The STOP-DWI Program also sponsors a high school basketball tournament, a high school girls softball tournament, a bicycle race, and a 5K Run using the popularity of sports to further promote its STOP-DWI and healthy lifestyles message.

STOP-DWI operates under 15 NYCRR Part 172 of the Commissioners Rules and Regulations which limits funding to only enhancement programs, which reduce the incidence of drunk driving. Broome County’s STOP-DWI Program is supported entirely by the fines paid by people convicted of driving while intoxicated and DWI Probation supervision fees.

2011 OBJECTIVES

Enforcement and Adjudication Component:

- Continue the high visibility STOP-DWI Task Force Program involving specially marked patrol vehicles and overtime patrols that are dedicated to DWI enforcement.
- Continue the videotape program in which DWI offenders are videotaped at the scene of arrest and at police stations.
- Purchase specialized breath testing equipment and supplies for DWI enforcement.
- Support specialized crash investigation and reconstruction efforts among Broome County’s law enforcement agencies.

- Support the Drug Recognition Expert (DRE) Program with area police agencies.
- Continue the STOP-DWI Prosecution Program with the Broome County District Attorney's Office.
- Continue the STOP-DWI Probation Program with the Broome County Probation Department.
- Continue funding an in-house random drug testing program for DWI Probationers.

Education and Public Awareness Component:

- Continue specialized education programs for enforcement, prosecution, education, and treatment professionals who deal with various aspects of the impaired driving issues.
- Continue to offer TIPS Alcohol Server Training Program to on-premise (bars, taverns) and off-premise (caterers) establishments and to work with licensed establishments on the prevention of impaired driving.
- Conduct community outreach via public speaking engagements, presenting booths at health fairs and trade shows and by making available videos, displays, and printed materials to schools and other organizations.
- Continue to support education and public awareness activities in area middle schools and high schools.
- Conduct a comprehensive electronic and print advertising campaign to promote awareness about the DWI issue.
- Conduct special projects/events such as the STOP-DWI Holiday Classic, STOP-DWI Tournament of Champions and the Chris Thater Memorial to further promote the STOP-DWI and healthy lifestyles message to youth and the community.

Administrative/Evaluation Component:

- Work with the STOP-DWI Advisory Board, local officials and public and private community organizations to develop and coordinate a comprehensive DWI countermeasure program.
- Monitor and evaluate traffic accident, arrest, and conviction data to assess the effectiveness of Broome County's STOP-DWI effort.
- Coordinate local efforts to implement the Ignition Interlock Device (IID) requirements of Leandra's Law.
- Seek private/corporate sponsorship to help finance education and promotional efforts.

2011 BUDGET HIGHLIGHTS

- Application of DWI fine revenues to cover FY2011 program expenses at no cost to local taxpayers.
- Application of DWI Probation Supervision Fees to fund STOP-DWI's Probation programming.
- Application of STOP-DWI fund balance to help finance FY2011 budget.

24010003 STOP DWI

<u>Title of Position</u>	<u>Grade/Unit</u>	<u>2009 Actuals</u>	<u>As of 9/1/2010 Current Authorized</u>	<u>2011 Requested</u>	<u>2011 Recommended</u>
FULL TIME					
STOP DWI Coordinator	22 Admin	1	1	1	1
STOP DWI Program Manager	17 CSEA	1	1	0	0
Secretary	13 CSEA	1	1	1	1
Total Full-Time Positions		3	3	2	2
PART TIME					
Total Part-Time Positions		0	0	0	0
TOTAL POSITIONS		3	3	2	2

REPORT:BP032

BROOME COUNTY GOVERNMENT
 REVENUE AND APPROPRIATION SUMMARY
 BY DEPARTMENT

FUND 1010 General Operating
 DEPT 24000000 STOP DWI

Account	2009 Actuals	2010 Budget	2010 YTD Actuals As of 08/31/10	2011 Budget Requested	2011 Budget Recommended
0000002 Departmental Income					
5000201 MISC ADMIN AND OTHER INCOME	15,000	10,000	0	0	0
0000002 Departmental Income Total	15,000	10,000	0	0	0
0000005 Fines and Forfeitures					
5000491 STOP DWI FINES	347,745	375,000	141,164	360,000	360,000
5000492 DWI SUPERVISION FEES	42,827	35,000	29,656	35,000	35,000
0000005 Fines and Forfeitures Total	390,572	410,000	170,820	395,000	395,000
0000007 Misc Interfund Revenues					
5000561 TRANSFER FROM RESERVE FUND	0	38,000	0	11,000	11,000
0000007 Misc Interfund Revenues Total	0	38,000	0	11,000	11,000
Rev Totals for Dept 24000000	405,572	458,000	170,820	406,000	406,000
0000010 Personal Service					
6001000 SALARIES FULL-TIME	140,335	144,835	86,997	88,396	88,396
0000010 Personal Service Totals	140,335	144,835	86,997	88,396	88,396
0000040 Contractual Expenditures					
6004010 BOOKS AND SUBSCRIPTIONS	1,227	750	562	750	750
6004012 OFFICE SUPPLIES	3,179	4,500	1,758	4,500	4,500
6004041 PHOTOGRAPHIC SUPPLIES	0	500	0	500	500
6004048 MISC OPERATIONAL SUPPLIES	2,591	4,000	2,186	4,000	4,000
6004056 COMPUTER EQUIPMENT (NON CAPITAL)	0	0	0	2,000	2,000
6004100 POSTAGE AND FREIGHT	36	250	121	250	250
6004105 DUES AND MEMBERSHIPS	1,097	1,167	1,167	1,172	1,172
6004131 PHOTOGRAPHIC EXPENSES	832	500	0	500	500
6004136 OPERATIONAL EQUIPMENT REPAIRS	618	500	671	500	500
6004137 ADVERTISING AND PROMOTION EXPE	58,823	65,718	27,375	50,000	50,000
6004146 SUBCONTRACTED PROGRAM EXPENSE	52,801	125,674	30,066	89,000	89,000
6004160 MILEAGE AND PARKING-LOCAL	652	500	546	500	500
6004161 TRAVEL HOTEL AND MEALS	216	500	322	750	750

REPORT:BP032

BROOME COUNTY GOVERNMENT
REVENUE AND APPROPRIATION SUMMARY
BY DEPARTMENT

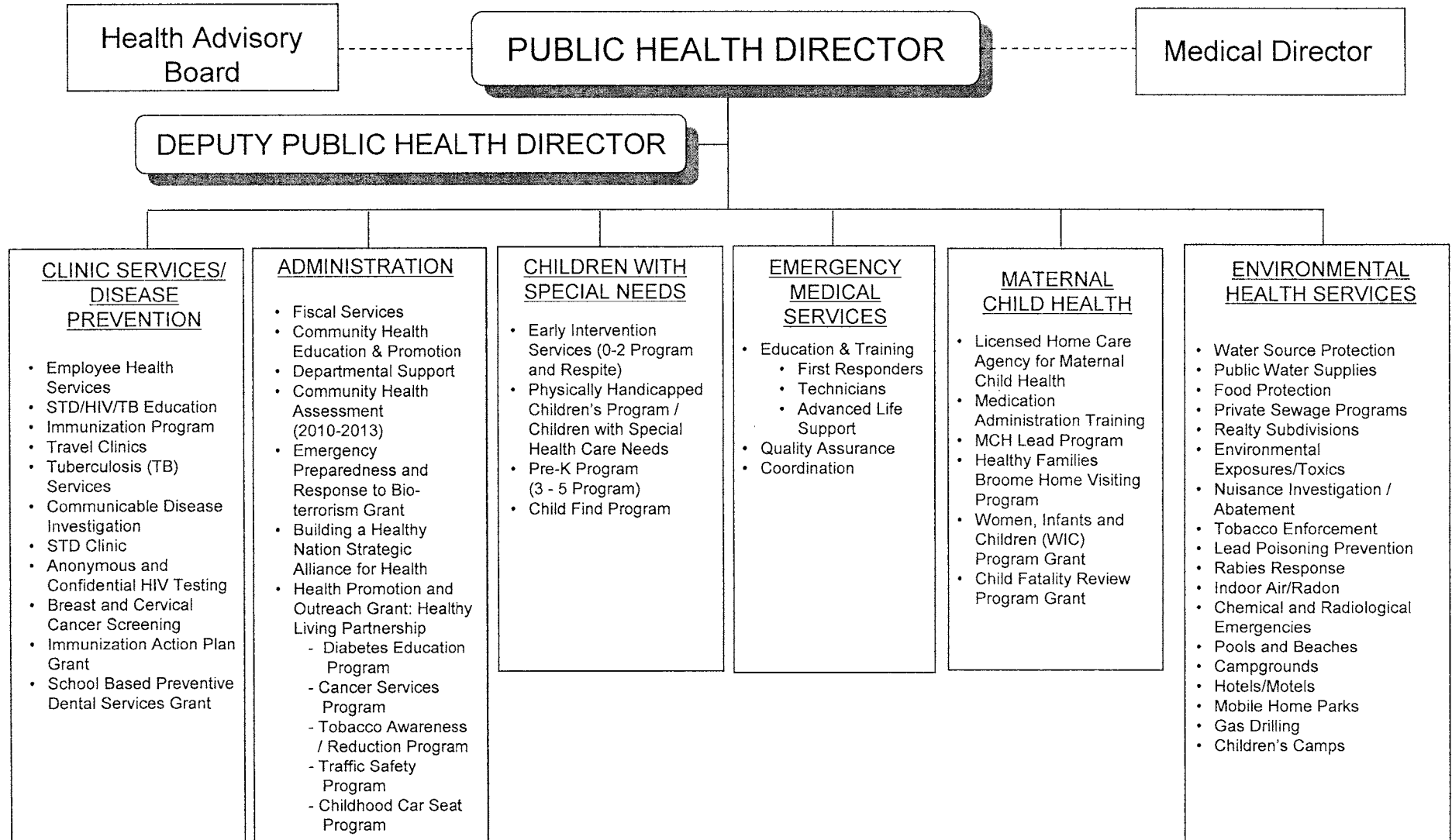
FUND 1010 General Operating
DEPT 24000000 STOP DWI

Account	2009 Actuals	2010 Budget	2010 YTD Actuals As of 08/31/10	2011 Budget Requested	2011 Budget Recommended
6004162 EDUCATION AND TRAINING	1,180	1,500	0	1,000	1,000
6004164 NON-EMPLOYEE TRAVEL HOTEL & ME	2,697	3,000	-87	1,000	1,000
6004165 ADVISORY BD/TRUSTEES EXPENSES	134	500	143	500	500
6004166 NON-EMPLOYEE EDUCATION AND TRN	2,230	2,500	409	1,000	1,000
6004196 COPYING MACHINE RENTALS	1,497	1,500	805	1,500	1,500
0000040 Contractual Expenditures Totals	129,810	213,559	66,044	159,422	159,422
0000041 Chargeback Expenses					
6004602 INSURANCE PREMIUM CHARGEBACK	99	95	48	94	94
6004610 PERSONAL SERVICES CHARGEBACKS	83,588	85,112	43,971	101,000	101,000
0000041 Chargeback Expenses Totals	83,687	85,207	44,019	101,094	101,094
0000080 Employee Benefits					
6008001 STATE RETIREMENT	7,057	10,882	5,305	15,911	15,911
6008002 SOCIAL SECURITY	10,439	11,080	6,439	6,762	6,762
6008004 WORKERS COMPENSATION	982	970	485	1,018	1,018
6008006 LIFE INSURANCE	58	58	38	38	38
6008007 HEALTH INSURANCE	19,863	15,669	13,367	27,116	27,116
6008009 RETIREE HEALTH INSURANCE	0	0	0	6,114	6,114
6008010 DISABILITY INSURANCE	259	258	165	129	129
0000080 Employee Benefits Totals	38,658	38,917	25,799	57,088	57,088
Exp Totals for Dept 24000000	392,490	482,518	222,859	406,000	406,000
Total for Dept 24000000	13,082	-24,518	-52,039	0	0

HEALTH

<u>DEPARTMENT/DIVISION</u>	<u>PAGE</u>
Health	
Administration	206
Environmental Health (Includes Rabies Control)	213
Clinics & Disease Control	218
Emergency Medical Training	224
Maternal Child Health/ Children with Special Needs	228
Mental Health	
Mental Health Clinic	235
Willow Point Nursing Home	
Administration & General	244
Nursing	253
Dietary	258
Cleanliness & Safety	262
Social Programs	267
Ancillaries	271
Debt Service	275
Transfers	276

HEALTH



HEALTH

Administration

MISSION STATEMENT

Administration exists to establish and maintain the infrastructure necessary to assure the quality and consistency of public health services provided to the community in a cost-effective manner. The department strives to reduce inefficiencies, provide economies, and ensure compliance with regulations, standards and guidelines established by governing bodies. Administration serves as a “hub” between external recipients and internal recipients of services.

Services include: Coordination of community health assessment; public health planning; annual reports; preparation and analysis of complex financial and statistical reports; provision of information and guidance in fiscal matters; coordination of departmental budget process; payroll and personnel processing; accounts payables/receivables; cash management; statistical and financial analysis; billing; claiming; grants management; speaking for and representing the department as a whole; general distribution of communications and written materials from administration and the outside community to the department; and preparing our department and the community to respond to public health emergencies. Health Department staff regularly participate in emergency preparedness drills/exercises designed to test response protocols and procedures. Staff routinely provide presentations to community groups on emergency preparedness and emerging public health topics. The Emergency Preparedness Program also oversees the development of the Broome County Medical Reserve Corps – a cadre of medical and non-medical professionals that have volunteered to provide various services during emergencies and disasters. In addition, the contracted

services of the Public Health Medical Director are based in Administration.

DESCRIPTION OF SERVICES

The Administration Division is composed of three units: fiscal, departmental support, and administration.

Fiscal: The fiscal unit is responsible for all facets of the Health Department’s finances. Under the direction of the Fiscal Services Administrator, the fiscal staff provide payroll and personnel processing, accounts payable and receivable, cash management, statistical and financial analysis, billing, claiming and grants management. In addition, the unit prepares complex financial and statistical reports, (including cost reports), state aid applications, and various reports for the Health Department programs. Staff provides information and guidance on fiscal matters to the other divisions. Accountants act as liaisons to agency and non-agency staff regarding fiscal and program operations, departmental budget requests, and grant programs. The Fiscal Services Administrator coordinates the budget process fiscal procedures, and personnel activities for the entire Health Department.

Departmental Support: The assigned staff members are responsible for maintaining a clean and safe physical environment for the clients/visitors. Expenses support the infrastructure of the Health Department including information technology, telecommunications, and service contracts.

- Plans, directs, and administers all public health programs and services according to applicable laws and regulations as described in the Broome County Charter, Public Health Law and federal regulations.
- Conducts public health surveillance, investigates public health issues, and evaluates public health interventions targeting chronic disease prevention and control, emerging infectious disease outbreaks, toxic exposures, environmental health problems, injuries, unintentional child fatalities, communicable diseases, maternal child health morbidity, and tobacco control and preventive cancer services.
- Exercises, tests, refines and implements the Countywide Health Emergency Operations Plan for terrorist threats/incidents, communicable disease outbreaks, and disasters.
- Provides education to medical community to ensure timely identification and diagnosis of symptoms resulting from a biological, chemical, or radiological attack.
- Directs the 2010-2013 Community Health Assessment process and functions as a community liaison in the process.
- Develops and assures compliance with the Municipal Public Health Services Plan and participates in evaluating, planning, and monitoring the health status of the County and its residents.
- Provides direct supervision and direction of departmental community health education and promotion activities. Coordinates and administers health education and health promotion activities in collaboration with other community agencies.
- Provides direct supervision and direction to the fiscal and departmental support staff.

2011 OBJECTIVES

- Engage in meaningful research of community health status, measured by jurisdictional mortality, incidence, or prevalence.

Assess County characteristics such as poverty, health disparities, and health literacy to determine health behaviors, adverse health events, and populations at risk.

- Develop a well-trained and competent workforce through assessing training needs and collaborative planning with institutions of higher learning to maintain the technological tools of the public health infrastructure that are necessary to support all essential public health services.
- Increase awareness of chronic disease prevention through evidence-based health promotion and education activities and strategies that encourage lifestyle changes and engages community members where they live, learn, work, play, and pray.
- Build the capacity of community organizations to provide health information and programming as part of “doing business” offering cost-effective programs that impact health outcomes and are easy to replicate.
- Collaborate with institutions of higher learning to bring in expertise in planning and evaluation, epidemiologic studies, data collection, and management.

2011 BUDGET HIGHLIGHTS

- Maintain health education activities to provide for coordination of efforts to prevent diseases and encourage healthy lifestyles by building the capacity of community organizations and by seeking insurance reimbursement where appropriate.
- Improved community health assessment and surveillance activities through coordination with other community agencies.
- Continued maximization of grant funding to support operating budget as the focus of public health shifts from direct services provision to surveillance, assurance, and policy development.
- Prioritization of expenses to reflect identified staff needs for education and technology, while focusing on equitable salary levels for recruiting and retaining staff.

25010004 HEALTH/Administration

<u>Title of Position</u>	<u>Grade/Unit</u>	<u>2009 Actuals</u>	<u>As of 9/1/2010 Current Authorized</u>	<u>2011 Requested</u>	<u>2011 Recommended</u>
FULL TIME					
Director of Public Health	I Admin	1	1	1	1
Deputy Director of Public Health *	E Admin	1	1	1	1
Fiscal Services Administrator (40)	24 Admin	1	1	1	1
Supervising Public Health Educator	21 BAPA	1	1	1	0
Senior Accountant	18 BAPA	1	1	1	1
Accountant (County)	16 CSEA	1	1	1	1
Principal Account Clerk	13 CSEA	1	1	1	1
Stenographic Secretary	13 CSEA	1	1	1	1
Senior Account Clerk	9 CSEA	1	2	2	2
Senior Account Clerk Typist	9 CSEA	1	0	0	0
Senior Custodial Worker (40)	9 CSEA	1	1	1	1
Keyboard Specialist	8 CSEA	<u>1</u>	<u>1</u>	<u>1</u>	<u>1</u>
Total Full-Time Positions		12	12	12	11
PART TIME					
Account Clerk	7 CSEA	<u>1</u>	<u>1</u>	<u>1</u>	<u>1</u>
Total Part-Time Positions		1	1	1	1
TOTAL POSITIONS		13	13	13	12

*Unfunded in current budget

REPORT:BP033

BROOME COUNTY GOVERNMENT
REVENUE AND APPROPRIATION SUMMARY
BY DEPARTMENT AND DIVISION

FUND 1010 General Operating
DEPT 25000000 Health
DIV 01

Account	2009 Actuals	2010 Budget	2010 YTD Actuals As of 08/31/10	2011 Budget Requested	2011 Budget Recommended
0000002 Departmental Income					
5000118 FEES FOR SERVICES	108,062	99,246	403	105,395	105,395
5000331 CHARGEBACK TO GRANTS	9,378	0	4,659	18,774	30,123
5000333 OTHER DEPARTMENTAL CHARGEBACK	0	0	10,964	0	0
5000335 COPIER CHARGEBEACK	1,491	4,081	927	1,491	1,491
5000426 MISCELLANEOUS	2,500	0	0	0	0
0000002 Departmental Income Totals	121,431	103,327	16,953	125,660	137,009
0000003 Use of Money					
5000461 RENTAL OF REAL PROP-OTHER GOVT	24,195	40,752	12,941	0	0
5000470 VENDING MACHINE	1,036	1,000	369	1,000	1,000
0000003 Use of Money Totals	25,231	41,752	13,310	1,000	1,000
0000007 Misc Interfund Revenues					
5000530 REFUNDS OF PRIOR YEARS EXPENDI	196	0	0	0	0
0000007 Misc Interfund Revenues Totals	196	0	0	0	0
0000008 State Aid					
5000808 OTHER STATE AID	53,088	50,615	0	49,618	49,618
5000821 PUBLIC HEALTH WORK	417,639	668,611	419,736	651,755	598,817
0000008 State Aid Totals	470,727	719,226	419,736	701,373	648,435
Rev Total for Div 2501	617,585	864,305	449,999	828,033	786,444
0000010 Personal Service					
6001000 SALARIES FULL-TIME	507,547	490,956	276,823	579,303	450,667
6001001 SALARIES PART-TIME	17,127	17,445	21,262	17,449	17,449
6001002 SALARIES TEMPORARY	11,709	26,331	17,549	26,337	26,337
6001003 SALARIES OVERTIME	5,254	1,373	5,767	1,233	1,233
6001968 RETIREMENT INCENTIVE	16,000	0	0	0	0
0000010 Personal Service Totals	557,637	536,105	321,401	624,322	495,686

REPORT:BP033

BROOME COUNTY GOVERNMENT
 REVENUE AND APPROPRIATION SUMMARY
 BY DEPARTMENT AND DIVISION

FUND 1010 General Operating
 DEPT 25000000 Health
 DIV 01

Account	2009 Actuals	2010 Budget	2010 YTD Actuals As of 08/31/10	2011 Budget Requested	2011 Budget Recommended
0000040 Contractual Expenditures					
6004010 BOOKS AND SUBSCRIPTIONS	875	1,461	1,691	1,250	1,250
6004012 OFFICE SUPPLIES	5,557	8,500	-74	8,500	8,500
6004022 FUEL AND HEATING SUPPLIES	19,271	25,934	10,122	25,934	25,934
6004023 BLDG AND GROUNDS SUPPLIES	12,298	4,527	3,750	5,000	5,000
6004045 TRAINING AND EDUCATIONAL SUPPL	56	0	1,247	0	0
6004046 GAS OIL GREASE AND DIESEL FUEL	132	692	140	500	500
6004055 COMPUTER SOFTWARE AND SUPPLIES	2,033	4,150	494	1,050	1,050
6004056 COMPUTER EQUIPMENT(NON CAPITAL	0	0	0	3,200	3,200
6004062 MEDICAL LAB & CLINIC SUPPLIES	0	0	1,225	0	0
6004100 POSTAGE AND FREIGHT	1,224	920	590	1,220	1,220
6004105 DUES AND MEMBERSHIPS	3,782	4,509	3,520	4,577	4,577
6004106 GENERAL OFFICE EXPENSES	1,286	930	786	1,630	1,630
6004111 BUILDING AND LAND RENTAL	78,623	463,818	167,174	463,818	463,818
6004113 WATER AND SEWAGE CHARGES	2,569	1,895	1,599	2,570	2,570
6004115 ELECTRIC CURRENT	49,346	50,473	28,093	55,520	55,520
6004117 BUILDING AND GROUNDS EXPENSES	8,737	7,234	5,844	8,490	8,490
6004137 ADVERTISING AND PROMOTION EXPE	961	0	2	0	0
6004138 OTHER OPERATIONAL EXPENSES	329	75	795	75	75
6004146 SUBCONTRACTED PROGRAM EXPENSE	70,799	10,000	-13,950	10,000	0
6004147 OTHER PROGRAM EXPENSE	235	0	0	0	0
6004160 MILEAGE AND PARKING-LOCAL	17	162	217	162	162
6004161 TRAVEL HOTEL AND MEALS	45	2,034	421	2,334	796
6004162 EDUCATION AND TRAINING	1,313	1,699	433	1,699	354
6004165 ADVISORY BD/TRUSTEES EXPENSES	129	575	45	500	500
6004168 OTHER PERSONAL EXPENSES	0	30	0	30	30
6004169 DAY TRIP MEAL REIMBURSEMENT	44	0	0	0	0
6004196 COPYING MACHINE RENTALS	2,569	3,332	706	0	0
6004413 OTHER HEALTH AND MEDICAL SERVI	17,918	85,000	19,776	85,000	85,000
0000040 Contractual Expenditures Totals	280,148	677,950	234,646	683,059	670,176
0000041 Chargeback Expenses					
6004601 INDIRECT COSTS	543,488	543,488	0	494,213	494,213
6004602 INSURANCE PREMIUM CHARGEBACK	2,680	2,571	1,286	1,195	1,195
6004604 DPW SECURITY CHARGEBACKS	142,798	102,869	51,435	105,894	105,894
6004605 COUNTY ATTORNEY CHARGEBACKS	36,850	67,348	27,399	63,334	63,334
6004606 TELEPHONE BILLING ACCOUNT	8,986	8,619	6,274	10,027	10,027
6004609 DATA PROCESSING CHARGEBACKS	68,736	78,385	28,946	86,014	86,014
6004610 PERSONAL SERVICES CHARGEBACKS	41,154	49,413	17,339	57,318	57,318
6004614 OTHER CHARGEBACK EXPENSES	216,260	207,806	71,450	210,688	210,688
6004615 GASOLINE CHARGEBACK	224	3,555	-1,926	653	653

REPORT:BP033

BROOME COUNTY GOVERNMENT
REVENUE AND APPROPRIATION SUMMARY
BY DEPARTMENT AND DIVISION

FUND 1010 General Operating
DEPT 25000000 Health
DIV 01

Account	2009 Actuals	2010 Budget	2010 YTD Actuals As of 08/31/10	2011 Budget Requested	2011 Budget Recommended
6004616 FLEET SERVICE CHARGEBACK	4,967	6,794	8,003	0	0
6004617 DUPLICATING/PRINTING CHARGEBAC	2,023	17,934	749	15,593	15,593
6004618 OFFICE SUPPLIES CHARGEBACK	2,131	14,443	1,146	14,747	14,747
6004619 BUILDING SERVICE CHARGEBACK	5,782	2,000	580	2,500	2,500
6004626 TRANSPORTATION SERVICES CHARGE	2,812	1,145	1,379	0	0
0000041 Chargeback Expenses Totals	1,078,891	1,106,370	214,060	1,062,176	1,062,176
0000060 Principal on Indebtedness					
6006008 PRINCIPAL ON CAPITAL LEASE	86,964	0	0	0	0
0000060 Principal on Indebtedness Totals	86,964	0	0	0	0
0000070 Interest on Indebtedness					
6007005 INTEREST ON CAPITAL LEASE	290,236	0	0	0	0
0000070 Interest on Indebtedness Totals	290,236	0	0	0	0
0000080 Employee Benefits					
6008001 STATE RETIREMENT	38,582	57,571	29,347	109,238	86,148
6008002 SOCIAL SECURITY	40,345	41,012	22,650	47,760	37,919
6008004 WORKERS COMPENSATION	5,402	6,332	-20,243	6,974	6,974
6008006 LIFE INSURANCE	233	237	143	266	228
6008007 HEALTH INSURANCE	123,590	131,242	74,717	148,724	121,479
6008009 RETIREE HEALTH INSURANCE	207,739	222,815	34,792	229,142	229,142
6008010 DISABILITY INSURANCE	1,064	1,148	725	1,148	1,148
6008011 UNEMPLOYMENT INSURANCE	1,252	0	0	0	0
0000080 Employee Benefits Totals	418,207	460,357	142,131	543,252	483,038
Exp Total for Div 2501	2,712,083	2,780,782	912,238	2,912,809	2,711,076
Total for Div 2501	-2,094,498	-1,916,477	-462,239	-2,084,776	-1,924,632

HEALTH

Environmental Health

MISSION STATEMENT

To promote the public health and prevent communicable disease, chronic conditions and injury by providing technical assistance to the regulated community and education to the public in various program areas, including but not limited to food service, water and air quality, rabies control, lead poisoning prevention, swimming pool inspections and hotel/motel fire safety inspections. The Division is charged with the enforcement of the New York State Sanitary Code, the Broome County Sanitary Code and certain parts of the Public Health Law.

DESCRIPTION OF SERVICES

The Division of Environmental Health conducts: routine inspections of 1,725 regulated facilities such as pools, camps, temporary residences and restaurants; responds to complaints of public health nuisances; provides rabies control; enforces the Clean Indoor Air Act and the Adolescent Tobacco Use Prevention Act; reviews plans for public water and private sewage disposal systems; coordinates lead poisoning prevention efforts; conducts communicable disease outbreak investigations; educates facility operators with training courses and the general public with appearances and media releases. The Division of Environmental Health also responds to emergencies and participates in other departmental emergency planning initiatives.

2011 OBJECTIVES

- Continue to monitor and reduce public health hazards found during inspections within program areas, along with increased education and enforcement actions.

- Implement new policies and increase enforcement actions to ensure regulated facilities are complying with the New York State Sanitary Code.
- Modify the Broome County Sanitary Code fee schedule to come in line with the permit fees of similar counties as well as become more equitable between permitted facilities within program areas.
- Modify Environmental Health staff roles to meet increasing demands with limited staff and funding.
- Prioritize program objectives to those of high risk. Cut or limit non-mandated programs to meet budget constraints.
- Modify inspection protocols to increase program efficiency and minimize excessive travel.

2011 BUDGET HIGHLIGHTS

- Fee schedule changes in the Broome County Sanitary Code in the Food Service Program to increase revenue as well as make the fees more equitable.
- Expected increase in revenue from increasing enforcement actions against noncompliant permitted facilities in all program areas.
- Restructure titles to be more cost effective and reflective of actual work performed.
- Continue to pursue grants to decrease the net to the County support.

25050004 HEALTH/Environmental Health

<u>Title of Position</u>	<u>Grade/Unit</u>	<u>2009 Actuals</u>	<u>As of 9/1/2010 Current Authorized</u>	<u>2011 Requested</u>	<u>2011 Recommended</u>
FULL TIME					
Director of Environmental Health Services	C Admin	1	1	1	1
Senior Public Health Engineer	28 BAPA	1	1	1	1
Groundwater Management Specialist	23 BAPA	1	1	1	1
Public Health Engineer	23 BAPA	1	1	1	1
Senior Public Health Sanitarian	20 BAPA	2	2	2	2
Public Health Sanitarian	17 CSEA	4	4	2	2
Public Health Technician	14 CSEA	1	1	2	2
Secretary	13 CSEA	1	1	1	1
Keyboard Specialist	8 CSEA	1	1	1	1
Total Full-Time Positions		13	13	12	12
PART TIME					
Total Part-Time Positions		0	0	0	0
TOTAL POSITIONS		13	13	12	12

REPORT:BP033

BROOME COUNTY GOVERNMENT
 REVENUE AND APPROPRIATION SUMMARY
 BY DEPARTMENT AND DIVISION

FUND 1010 General Operating
 DEPT 25000000 Health
 DIV 05

Account	2009 Actuals	2010 Budget	2010 YTD Actuals As of 08/31/10	2011 Budget Requested	2011 Budget Recommended
0000002 Departmental Income					
5000118 FEES FOR SERVICES	189,786	189,176	133,999	251,142	251,142
5000119 PUBLIC HEALTH FINES	6,400	9,400	13,100	13,000	13,000
5000331 CHARGEBACK TO GRANTS	7,681	0	6,068	0	0
5000333 OTHER DEPARTMENTAL CHARGEBACK	1,125	1,302	3,127	1,411	1,411
5000426 MISCELLANEOUS	2	0	0	0	0
0000002 Departmental Income Totals	204,994	199,878	156,294	265,553	265,553
0000007 Misc Interfund Revenues					
5000530 REFUNDS OF PRIOR YEARS EXPENDI	1,886	0	276	0	0
5000534 TRANSFER FROM INSURANCE RESERV	1,282	0	0	0	0
0000007 Misc Interfund Revenues Totals	3,168	0	276	0	0
0000008 State Aid					
5000821 PUBLIC HEALTH WORK	328,589	298,765	259,829	305,340	305,340
5000824 RABIES	22,943	36,100	2,874	17,190	17,190
0000008 State Aid Totals	351,532	334,865	262,703	322,530	322,530
Rev Total for Div 2505	559,694	534,743	419,273	588,083	588,083
0000010 Personal Service					
6001000 SALARIES FULL-TIME	690,444	707,368	350,986	621,197	621,197
6001002 SALARIES TEMPORARY	777	33,463	17,632	33,463	33,463
6001003 SALARIES OVERTIME	124	603	477	603	603
6001968 RETIREMENT INCENTIVE	32,000	0	0	0	0
0000010 Personal Service Totals	723,345	741,434	369,095	655,263	655,263
0000040 Contractual Expenditures					
6004010 BOOKS AND SUBSCRIPTIONS	253	351	123	130	130
6004012 OFFICE SUPPLIES	2,629	3,000	591	3,000	3,000
6004045 TRAINING AND EDUCATIONAL SUPPL	507	0	0	0	0
6004055 COMPUTER SOFTWARE AND SUPPLIES	0	3,719	0	480	480
6004056 COMPUTER EQUIPMENT(NON CAPITAL	0	0	0	2,400	2,400

REPORT:BP033

BROOME COUNTY GOVERNMENT
REVENUE AND APPROPRIATION SUMMARY
BY DEPARTMENT AND DIVISION

FUND 1010 General Operating
DEPT 25000000 Health
DIV 05

Account	2009 Actuals	2010 Budget	2010 YTD Actuals As of 08/31/10	2011 Budget Requested	2011 Budget Recommended
6004061 ENVIRONMENTAL HEALTH SUPPLIES	547	1,312	132	380	380
6004062 MEDICAL LAB & CLINIC SUPPLIES	3,561	4,000	1,268	2,710	2,710
6004100 POSTAGE AND FREIGHT	654	1,401	528	4,800	4,800
6004105 DUES AND MEMBERSHIPS	295	733	192	85	85
6004106 GENERAL OFFICE EXPENSES	1,770	2,190	1,445	2,750	2,750
6004137 ADVERTISING AND PROMOTION EXPE	763	0	196	0	0
6004138 OTHER OPERATIONAL EXPENSES	352	135	269	75	75
6004146 SUBCONTRACTED PROGRAM EXPENSE	0	10,000	0	0	0
6004147 OTHER PROGRAM EXPENSE	7	0	0	0	0
6004160 MILEAGE AND PARKING-LOCAL	2,461	2,178	737	2,750	2,750
6004161 TRAVEL HOTEL AND MEALS	865	1,840	230	1,492	772
6004162 EDUCATION AND TRAINING	360	1,752	330	930	0
6004165 ADVISORY BD/TRUSTEES EXPENSES	0	60	0	0	0
6004168 OTHER PERSONAL EXPENSES	0	0	39	0	0
6004169 DAY TRIP MEAL REIMBURSEMENT	600	300	0	500	500
6004203 INSURANCE CLAIMS	1,282	0	0	0	0
6004402 LAB SERVICES	4,079	8,096	1,182	7,030	7,030
6004413 OTHER HEALTH AND MEDICAL SERVI	14,426	30,500	2,310	21,000	21,000
6004568 VETERINARIAN SERVICES	1,758	2,034	1,632	2,205	2,205
6004573 OTHER FEES FOR SERVICES	0	1,000	0	1,000	1,000
0000040 Contractual Expenditures Totals	37,169	74,601	11,204	53,717	52,067
0000041 Chargeback Expenses					
6004605 COUNTY ATTORNEY CHARGEBACKS	10,416	11,402	5,209	10,416	10,416
6004606 TELEPHONE BILLING ACCOUNT	6,862	7,565	3,510	6,208	6,208
6004609 DATA PROCESSING CHARGEBACKS	36,204	41,922	11,985	35,739	35,739
6004610 PERSONAL SERVICES CHARGEBACKS	0	0	322	0	0
6004614 OTHER CHARGEBACK EXPENSES	1,323	2,548	1,861	1,217	1,217
6004615 GASOLINE CHARGEBACK	3,147	3,995	1,132	4,580	4,580
6004616 FLEET SERVICE CHARGEBACK	5,028	7,642	2,558	0	0
6004617 DUPLICATING/PRINTING CHARGEBAC	1,026	647	1,047	1,026	1,026
6004618 OFFICE SUPPLIES CHARGEBACK	3,860	4,742	2,449	4,742	4,742
6004626 TRANSPORTATION SERVICES CHARGE	6,382	1,287	442	0	0
0000041 Chargeback Expenses Totals	74,248	81,750	30,515	63,928	63,928
0000080 Employee Benefits					
6008001 STATE RETIREMENT	50,343	82,299	32,058	117,946	117,946
6008002 SOCIAL SECURITY	54,073	56,720	27,551	50,126	50,126
6008004 WORKERS COMPENSATION	6,642	8,634	10,982	8,717	8,717
6008006 LIFE INSURANCE	243	247	147	228	228
6008007 HEALTH INSURANCE	94,389	107,370	49,142	90,765	90,765

REPORT:BP033

BROOME COUNTY GOVERNMENT
REVENUE AND APPROPRIATION SUMMARY
BY DEPARTMENT AND DIVISION

FUND 1010 General Operating
DEPT 25000000 Health
DIV 05

Account	2009 Actuals	2010 Budget	2010 YTD Actuals As of 08/31/10	2011 Budget Requested	2011 Budget Recommended
6008009 RETIREE HEALTH INSURANCE	82,994	94,431	0	120,050	120,050
6008010 DISABILITY INSURANCE	863	903	498	774	774
0000080 Employee Benefits Totals	289,547	350,604	120,378	388,606	388,606
Exp Total for Div 2505	1,124,309	1,248,389	531,192	1,161,514	1,159,864
Total for Div 2505	-564,615	-713,646	-111,919	-573,431	-571,781

HEALTH**Clinics & Disease Control****MISSION STATEMENT**

The Broome County Health Department Clinic Services Division focuses on prevention of the transmission of infection and communicable diseases through the coordination of community resources, surveillance, health education, consultation, and direct care based on community need.

DESCRIPTION OF SERVICES

The Clinic Division provides specialized clinic services in an outpatient care setting. The primary site is located at 225 Front Street and immunization and outreach services are provided at several locations throughout the County. The division is comprised of seven basic program areas: School Based Preventive Dental Health, Communicable Disease, Employee Health, HIV Testing, Immunization, Sexually Transmitted Diseases, and Tuberculosis. The Clinic Division currently manages a grant which enables the department to provide additional HIV testing, both anonymous and confidential, outreach and education on HIV counseling, testing, referral, and partner notification. The Immunization Action Plan grant is designed to increase immunization rates through surveillance and education of local health care providers as well as outreach to homeless shelters and the County corrections facility to improve Hepatitis A and B and Influenza immunization rates.

2011 OBJECTIVES

- Through a coordinated effort, continue to participate in and collaborate with community agencies in a community-wide

emergency preparedness response plan including development and implementation of regional stockpile distribution and mass immunization/prophylaxis clinics.

- The community will continue to be served by a system to monitor infectious diseases by subgroup.
- Prevent and minimize vaccine-preventable diseases by providing education, surveillance, and direct service as needed.
- Reduce the transmission of sexually transmitted diseases by providing education, surveillance, and direct services as needed.
- Evaluate for tuberculosis infection and reduce transmission by providing targeted testing, education, surveillance, and direct service to populations at risk.
- Optimize the health and wellbeing of County employees and volunteer firefighters through the provision of comprehensive risk assessment, education, immunizations, and referrals.
- Expand communicable disease surveillance to include school absenteeism for disease trending.
- Provide oral health education and preventive dental services to elementary school children.
- Optimize visits to influenza vaccine clinics by offering clinics early in the season and charging a fee consistent with that of community providers.
- Expand adult immunization rates for tetanus, diphtheria, pertussis, human papilloma virus, pneumococcal disease and herpes zoster (shingles) using ARRA supplied vaccine.
- Continue and expand community presentations on sexually transmitted infections, HIV, bloodborne pathogens and other infectious diseases to high school, adult education and college students, health and social service professionals, and County employees.

2011 BUDGET HIGHLIGHTS

- Continue to contract with the Broome County Correctional Facility to offer STD and HIV testing and education, and Hepatitis, HPV and Influenza vaccines
- Continue to expand revenue collection by establishing and revising contracts with third party payers
- Maximize grant revenues to support the operating budget
- Revise Medicaid billing procedures to accommodate Ambulatory Patient Group methodology
- Develop maternal controls and a quality assurance plan that meets Corporate Compliance regulations for Medicaid billing.
- Develop standardized tools for evaluating quality of care, medical necessity and appropriateness of procedures.
- Strengthen internal controls to prevent pended or denied claims and overpayments.

25020004 HEALTH/Clinics & Disease Control

<u>Title of Position</u>	<u>Grade/Unit</u>	<u>2009 Actuals</u>	<u>As of 9/1/2010 Current Authorized</u>	<u>2011 Requested</u>	<u>2011 Recommended</u>
FULL TIME					
Director of Clinic Services	C Admin	1	1	1	1
Quality Improvements Nurse	20 BAPA	1	1	1	1
Nurse Practitioner	27 CSEA	1	1	1	1
Public Health Nurse	17 CSEA	4	4	4	4
HIV Program Representative	14 CSEA	1	1	1	1
Senior Registered Professional Nurse	14 CSEA	1	1	1	1
Secretary	13 CSEA	1	1	1	1
Senior Medical Assistant	13 CSEA	1	1	1	1
Medical Assistant	11 CSEA	1	1	0	0
Senior Account Clerk Typist	9 CSEA	1	1	1	1
Patient Accounts Representative	8 CSEA	2	2	2	2
Clerk	6 CSEA	1	1	1	1
Total Full-Time Positions		16	16	15	15
PART TIME					
Clinical Laboratory Director	NA	1	1	1	1
Medical Dir/STD/HIV Clinic	NA	1	1	1	1
Medical Director TB	NA	1	1	1	1
Medical Director - Employee Health Services	NA	1	1	1	1
Nurse Practitioner	27 CSEA	1	1	1	1
Public Health Nurse	17 CSEA	1	1	1	1
Registered Professional Nurse	14 CSEA	1	1	1	1
Receptionist Typist	6 CSEA	1	1	1	1
Total Part-Time Positions		8	8	8	8
TOTAL POSITIONS		24	24	23	23

REPORT:BP033

BROOME COUNTY GOVERNMENT
 REVENUE AND APPROPRIATION SUMMARY
 BY DEPARTMENT AND DIVISION

FUND 1010 General Operating
 DEPT 25000000 Health
 DIV 02

Account	2009 Actuals	2010 Budget	2010 YTD Actuals As of 08/31/10	2011 Budget Requested	2011 Budget Recommended
0000002 Departmental Income					
5000118 FEES FOR SERVICES	117,432	136,862	38,231	128,127	128,127
5000311 WORKERS COMP PHYSICALS	13,693	18,192	6,167	13,760	13,760
5000331 CHARGEBACK TO GRANTS	69,078	59,984	29,423	72,912	72,912
5000333 OTHER DEPARTMENTAL CHARGEBACK	32,761	38,756	30,406	30,661	30,661
5000426 MISCELLANEOUS	0	0	148	0	0
5000432 BAD DEBT AND CHARITY CARE	367,615	272,185	0	194,577	194,577
0000002 Departmental Income Totals	600,579	525,979	104,375	440,037	440,037
0000008 State Aid					
5000821 PUBLIC HEALTH WORK	488,272	416,045	306,406	472,598	468,708
0000008 State Aid Totals	488,272	416,045	306,406	472,598	468,708
Rev Total for Div 2502	1,088,851	942,024	410,781	912,635	908,745
0000010 Personal Service					
6001000 SALARIES FULL-TIME	670,332	729,471	415,755	696,128	696,128
6001001 SALARIES PART-TIME	49,408	100,452	22,647	81,946	81,946
6001002 SALARIES TEMPORARY	97,518	55,972	38,445	57,087	57,087
6001003 SALARIES OVERTIME	514	0	-3,495	0	0
6001004 SALARIES SHIFT DIFFERENTIAL	581	458	309	624	624
0000010 Personal Service Totals	818,353	886,353	473,661	835,785	835,785
0000040 Contractual Expenditures					
6004010 BOOKS AND SUBSCRIPTIONS	711	639	546	639	639
6004012 OFFICE SUPPLIES	8,703	12,947	1,615	9,231	9,231
6004045 TRAINING AND EDUCATIONAL SUPPL	60	1,500	82	1,500	1,500
6004055 COMPUTER SOFTWARE AND SUPPLIES	5,366	2,976	0	976	976
6004056 COMPUTER EQUIPMENT(NON CAPITAL	0	0	2,643	885	885
6004062 MEDICAL LAB & CLINIC SUPPLIES	99,669	76,286	9,689	83,386	77,580
6004063 PRESCRIPTION DRUGS	10,099	11,977	3,681	11,977	11,977
6004100 POSTAGE AND FREIGHT	649	2,920	426	2,920	2,920
6004105 DUES AND MEMBERSHIPS	50	25	44	25	25
6004106 GENERAL OFFICE EXPENSES	150	265	150	265	265
6004117 BUILDING AND GROUNDS EXPENSES	959	0	0	0	0

REPORT:BP033

BROOME COUNTY GOVERNMENT
REVENUE AND APPROPRIATION SUMMARY
BY DEPARTMENT AND DIVISION

FUND 1010 General Operating
DEPT 25000000 Health
DIV 02

Account	2009 Actuals	2010 Budget	2010 YTD Actuals As of 08/31/10	2011 Budget Requested	2011 Budget Recommended
6004123 MEDICAL HOSPITAL AND LAB EXPEN	1,011	1,950	4,142	2,325	2,325
6004136 OPERATIONAL EQUIPMENT REPAIRS	432	3,943	0	3,943	3,943
6004137 ADVERTISING AND PROMOTION EXPE	0	500	0	0	0
6004138 OTHER OPERATIONAL EXPENSES	1,262	300	278	300	300
6004146 SUBCONTRACTED PROGRAM EXPENSE	98,650	105,000	35,268	105,000	100,000
6004160 MILEAGE AND PARKING-LOCAL	2,800	4,000	42	3,200	3,200
6004161 TRAVEL HOTEL AND MEALS	559	1,125	297	1,125	0
6004162 EDUCATION AND TRAINING	2,521	2,000	555	2,000	1,000
6004165 ADVISORY BD/TRUSTEES EXPENSES	0	300	0	300	300
6004169 DAY TRIP MEAL REIMBURSEMENT	94	0	16	0	0
6004196 COPYING MACHINE RENTALS	1,499	3,603	2,102	3,603	3,603
6004402 LAB SERVICES	16,871	13,875	1,475	18,700	18,700
6004405 REHAB AND THERAPY SERVICES	19	0	0	0	0
6004406 MEDICAL AND HOSPITAL SERVICES	0	680	0	680	680
6004413 OTHER HEALTH AND MEDICAL SERVI	0	400	0	450	450
6004593 OTHER GOVERNMENTS PAYMENTS	3,213	4,200	2,165	4,500	4,500
0000040 Contractual Expenditures Totals	255,347	251,411	65,216	257,930	244,999
0000041 Chargeback Expenses					
6004604 DPW SECURITY CHARGEBACKS	154	0	0	0	0
6004606 TELEPHONE BILLING ACCOUNT	11,351	10,776	5,747	10,220	10,220
6004609 DATA PROCESSING CHARGEBACKS	68,020	72,517	39,560	74,833	74,833
6004614 OTHER CHARGEBACK EXPENSES	2,135	1,568	545	2,113	2,113
6004615 GASOLINE CHARGEBACK	113	136	36	79	79
6004616 FLEET SERVICE CHARGEBACK	228	260	95	0	0
6004617 DUPLICATING/PRINTING CHARGEBA	1,391	825	738	1,391	1,391
6004618 OFFICE SUPPLIES CHARGEBACK	1,673	2,088	681	1,673	1,673
6004626 TRANSPORTATION SERVICES CHARGE	320	44	17	0	0
6004627 SINGLE AUDIT CHARGEBACK	6,708	6,500	0	6,700	6,700
0000041 Chargeback Expenses Totals	92,093	94,714	47,419	97,009	97,009
0000060 Principal on Indebtedness					
6006008 PRINCIPAL ON CAPITAL LEASE	1,681	0	0	0	0
0000060 Principal on Indebtedness Totals	1,681	0	0	0	0
0000070 Interest on Indebtedness					
6007005 INTEREST ON CAPITAL LEASE	626	0	0	0	0
0000070 Interest on Indebtedness Totals	626	0	0	0	0

REPORT:BP033

BROOME COUNTY GOVERNMENT
 REVENUE AND APPROPRIATION SUMMARY
 BY DEPARTMENT AND DIVISION

FUND 1010 General Operating
 DEPT 25000000 Health
 DIV 02

Account	2009 Actuals	2010 Budget	2010 YTD Actuals As of 08/31/10	2011 Budget Requested	2011 Budget Recommended
0000080 Employee Benefits					
6008001 STATE RETIREMENT	51,799	94,598	39,136	144,098	144,098
6008002 SOCIAL SECURITY	58,324	67,808	34,250	63,609	63,609
6008004 WORKERS COMPENSATION	7,378	9,785	12,609	9,879	9,879
6008006 LIFE INSURANCE	286	395	200	398	398
6008007 HEALTH INSURANCE	185,483	225,503	125,675	240,209	240,209
6008009 RETIREE HEALTH INSURANCE	111,389	126,596	51,695	132,875	132,875
6008010 DISABILITY INSURANCE	1,678	2,193	1,098	2,063	2,063
0000080 Employee Benefits Totals	416,337	526,878	264,663	593,131	593,131
Exp Total for Div 2502	1,584,437	1,759,356	850,959	1,783,855	1,770,924
Total for Div 2502	-495,586	-817,332	-440,178	-871,220	-862,179

HEALTH**Emergency Medical Training****MISSION STATEMENT**

To develop and administer a comprehensive program of education, coordination, and operational assistance to Emergency Medical Services agencies in Broome County, in order to assure a cohesive and effective EMS system throughout the County.

DESCRIPTION OF SERVICES

- Provides education and training to members of EMS agencies throughout Broome County by operating as an official New York State EMS course sponsoring agency, offering programs at the Certified First Responder, Emergency Medical Technician, and Advanced Emergency Medical Technician levels. In addition, the division provides and assists in the provision of continuing education programs for in-service EMS personnel;
- Provides operational assistance and support to EMS agencies. It administers a system of pre-hospital advanced life support in the County, under the direction of a physician Medical Director, thus enacting life-saving advanced medical care to be received by critically ill and injured patients prior to hospital arrival, and provides 24-hour emergency response capability, for assistance and coordination at the scenes of major emergencies.
- Serves as liaison and point of contact between the County's EMS
- system and entities such as public health, law enforcement, school districts, and the private sector, for emergency planning and response matters (such as those directed toward disasters, pandemics and terrorism).
- Coordinates response by EMS agencies, developing and administering plans for Mutual Aid, Mass Casualty Incident

Response and Hazardous Materials emergencies. The Division serves to assure the efficient deployment of EMS resources, such as Advanced Life Support services and helps to oversee the provision of Emergency Medical Dispatch and pre-arrival life-support instructions to callers.

2011 OBJECTIVES

- To continue our support of Emergency Medical Services agencies throughout Broome County through the provision of high-quality original and refresher education leading to certification and recertification at the CFR, EMT and AEMT levels, including collaborative programs with Broome Community College, Binghamton University, UHS Hospitals, and Lourdes Hospital. These programs will function as readily-accessible source for training those individuals who are already members/employees of volunteer and career EMS agencies, as well as a means for attracting additional individuals to the field and, thus, to these agencies.
- To continue to foster the retention of experienced EMS personnel in Broome County through the provision and both "traditional" (classroom and testing-based) means of EMS provider recertification, as well as Continuing Medical Education (CME)-based pathways. This includes not only the provision of dedicated "CME core content" courses, but also the provision of access to all of our courses to those who seek CME opportunities for recertification purposes.

2011 BUDGET HIGHLIGHTS

- The EMS Officer position is being converted from a 1.0 FTE to a 0.6 FTE position.

25040004 HEALTH/Emergency Medical Training

<u>Title of Position</u>	<u>Grade/Unit</u>	<u>2009 Actuals</u>	<u>As of 9/1/2010 Current Authorized</u>	<u>2011 Requested</u>	<u>2011 Recommended</u>
FULL TIME					
EMS Coordinator	22 Admin	1	1	1	1
EMS Officer	11 CSEA	1	1	0	0
Keyboard Specialist	8 CSEA	<u>1</u>	<u>1</u>	<u>1</u>	<u>1</u>
Total Full-Time Positions		3	3	2	2
PART TIME					
EMS Officer	11 CSEA	<u>0</u>	<u>0</u>	<u>1</u>	<u>1</u>
Total Part-Time Positions		0	0	1	1
TOTAL POSITIONS		3	3	3	3

REPORT:BP033

BROOME COUNTY GOVERNMENT
REVENUE AND APPROPRIATION SUMMARY
BY DEPARTMENT AND DIVISION

FUND 1010 General Operating
DEPT 25000000 Health
DIV 04

Account	2009 Actuals	2010 Budget	2010 YTD Actuals As of 08/31/10	2011 Budget Requested	2011 Budget Recommended
0000002 Departmental Income					
5000112 STUDENT TUITION, PT DAY	35,232	30,995	49,162	47,055	47,055
5000118 FEES FOR SERVICES	0	0	836	0	0
5000193 SALE OF TRAINING BOOKS	825	2,250	0	2,250	2,250
5000426 MISCELLANEOUS	485	0	0	0	0
0000002 Departmental Income Totals	36,542	33,245	49,998	49,305	49,305
0000008 State Aid					
5000821 PUBLIC HEALTH WORK	29,217	22,201	21,090	23,045	22,325
5000823 VOLUNTEER TRAINING	73,635	128,130	16,720	109,450	109,450
0000008 State Aid Totals	102,852	150,331	37,810	132,495	131,775
Rev Total for Div 2504	139,394	183,576	87,808	181,800	181,080
0000010 Personal Service					
6001000 SALARIES FULL-TIME	115,855	116,630	53,521	88,702	88,702
6001001 SALARIES PART-TIME	0	0	0	16,904	16,904
0000010 Personal Service Totals	115,855	116,630	53,521	105,606	105,606
0000040 Contractual Expenditures					
6004010 BOOKS AND SUBSCRIPTIONS	22	100	23	100	100
6004012 OFFICE SUPPLIES	1,971	3,000	2,231	3,000	3,000
6004045 TRAINING AND EDUCATIONAL SUPPL	19,096	16,300	260	16,300	16,300
6004048 MISC OPERATIONAL SUPPLIES	15	0	0	0	0
6004055 COMPUTER SOFTWARE AND SUPPLIES	0	500	0	200	200
6004100 POSTAGE AND FREIGHT	150	204	57	180	180
6004105 DUES AND MEMBERSHIPS	0	80	0	40	40
6004136 OPERATIONAL EQUIPMENT REPAIRS	0	250	0	200	200
6004146 SUBCONTRACTED PROGRAM EXPENSE	0	2,000	0	2,000	0
6004160 MILEAGE AND PARKING-LOCAL	0	275	0	250	250
6004161 TRAVEL HOTEL AND MEALS	0	900	0	600	300
6004162 EDUCATION AND TRAINING	310	550	65	450	200
6004165 ADVISORY BD/TRUSTEES EXPENSES	0	300	0	0	0
6004570 INSTRUCTOR SERVICES	84,035	68,678	38,870	70,674	70,674

REPORT:BP033

BROOME COUNTY GOVERNMENT
 REVENUE AND APPROPRIATION SUMMARY
 BY DEPARTMENT AND DIVISION

FUND 1010 General Operating
 DEPT 25000000 Health
 DIV 04

Account	2009 Actuals	2010 Budget	2010 YTD Actuals As of 08/31/10	2011 Budget Requested	2011 Budget Recommended
0000040 Contractual Expenditures Totals	105,599	93,137	41,506	93,994	91,444
0000041 Chargeback Expenses					
6004614 OTHER CHARGEBACK EXPENSES	3,632	1,376	0	3,246	3,246
6004615 GASOLINE CHARGEBACK	176	1,800	132	1,253	1,253
0000041 Chargeback Expenses Totals	3,808	3,176	132	4,499	4,499
0000080 Employee Benefits					
6008001 STATE RETIREMENT	8,427	14,012	4,848	19,009	19,009
6008002 SOCIAL SECURITY	8,404	9,657	3,799	8,079	8,079
6008004 WORKERS COMPENSATION	1,125	1,727	1,988	1,162	1,162
6008006 LIFE INSURANCE	53	57	26	57	57
6008007 HEALTH INSURANCE	32,176	37,144	19,509	39,332	39,332
6008009 RETIREE HEALTH INSURANCE	3,561	0	0	16,508	16,508
6008010 DISABILITY INSURANCE	227	258	82	258	258
0000080 Employee Benefits Totals	53,973	62,855	30,252	84,405	84,405
Exp Total for Div 2504	279,235	275,798	125,411	288,504	285,954
Total for Div 2504	-139,841	-92,222	-37,603	-106,704	-104,874

HEALTH

Maternal Child Health and Development

MISSION STATEMENT

To promote through identification, assessment, education, and service provision, the growth and development of children with special needs and their families. To improve the health of women, infants and children through health teaching, health counseling, and the early identification of real and potential health problems.

DESCRIPTION OF SERVICES

Public Health Nurses provide maternal child home visiting and child care health consultation services. Through the Licensed Home Care Services Agency (LHCSA), home visits are made to prenatal, postpartum, and pediatric clients. The nurses provide skilled nursing assessments, discuss concerns and answer questions about health care, child care, child growth and development. Nurses also visit parents who have just lost a child to provide bereavement education and support the family through the grieving process.

Two nurses are trained and serve as Healthy Families New York Family Assessment Workers. Other areas of expertise include: bereavement, lactation consultation, child growth and development, home safety, psychosocial assessment, community referrals for substance abuse, domestic violence, mental health, and ongoing parent education.

Child Health Promotion Specialist services are provided on a request basis and include: visits to child care sites, telephone consultation and technical assistance to improve the quality of childcare, and assure a healthy and safe environment for children in child care. Nurses focus on health and safety best practices based on the Healthy Child Care New York training model of the NYS Department of Health. As

Certified Medication Administration Training (MAT) instructors, nurses provide training for child care providers in medication administration techniques utilizing the curriculum developed by SUNY Training Strategies Group.

Early Intervention Program Service Coordinators work closely with families of children with developmental delays and/or diagnosed conditions with a high probability of delay, to identify the families' concerns and priorities for their children. The Early Intervention Program is a federally mandated statewide program offering therapeutic and support services for infants and children up to three years of age with special needs and their families.

The Child Find component of Early Intervention Program focuses on ensuring at-risk children: (a) are engaged in primary health care; (b) will receive appropriate developmental surveillance and screening from a primary care provider; (c) are referred to Early Intervention for a multi-disciplinary evaluation when indicated; and (d) have health insurance coverage.

From Early Intervention, a child may transition into the Preschool Program for children aged three to five with suspected or confirmed delays, which will affect learning. Resources, including special education and parent education, are available to assist parents of preschool children with disabilities to help them prepare their children for the transition to school (kindergarten). Participation in quality learning experiences is important for all children in order to achieve high educational standards. Allowing children with and without

disabilities opportunities to learn together, whenever possible, is desirable and of benefit to all children.

The Broome County Health Department was awarded funding to initiate a Child Fatality Review Team (CFRT) co-chaired with the Broome County Coroner. Building upon the local Family Violence Prevention Council partnerships, the Health Department along with key stakeholders, local DSS/Mental Health Commissioner, Forensic Pathologist, County Attorney, District Attorney, Sheriff, State Police, Medical Director, Pediatric Neonatologist and Emergency Medical Services, meet monthly to review unexpected unexplained child deaths. This team discussed 17 child abuse fatality cases since 2009 and has developed a formal process to identify system-based impediments to child health and safety that will ultimately reduce the number of child deaths. Some interventions targeted at preventing child deaths have been recommended and implemented by the Family Violence Prevention Council., Mothers and Babies Perinatal Network, Broome County Health Department Maternal Child Health Division, and the Sheriff's Department.

The Children with Special Health Care Needs (CSHCN) Program assists families in ascertaining community resources. It also provides outreach throughout the community to increase awareness of resources available.

An additional program in this division is the Physically Handicapped Children's Program (PHCP). This program ensures access to health care for chronically ill and disabled children between birth and twenty-one years of age. Diagnostic services are available to all children, but parents must meet financial eligibility criteria to receive assistance for treatment of a chronic condition. The PHCP also serves as a vehicle for Medicaid eligible children to receive orthodontic services.

2011 OBJECTIVES

- Reduce fetal, infant and child death by early identification of problems, developing and implementing interventions and providing community education.
- Increase the numbers of children screened for lead poisoning at age 1 and 2 through record review at child care facilities and provide information to parents in collaboration with Environmental Health staff.
- Eliminate childhood lead poisoning through primary prevention, early identification, and continued services to children with elevated blood levels.
- Maximize use of preventive health services through education and collaboration with local health care providers, the Clinic Division, Department of Social Services, schools, NYS Department of Health, and child care providers.
- Increasing need for the Early Intervention Program demands assurance of adequate capacity of needed services for infants and children identified as having developmental and/or learning delays and/or being at risk for developmental delays.
- Continue conservative fiscal management of the Children with Special Health Care Needs programs while meeting State and Federal regulations.
- Continue to attain state performance standards in the Early Intervention Program.
- Facilitate efficient use of providers' time by determining how, through data entry, to sort by zip code where providers are servicing children in order to cluster based on location of providers.
- Offer Kempe assessment to expectant and new families to assess their strengths and challenges. Offer families information regarding local community resources and connect eligible families to Healthy Families Broome home visiting program.

- Child Health Promotion Specialists will provide education to participating day care centers in the target areas.
- Implement QA Corporate Compliance plan in the division to ensure program integrity, accuracy, appropriate authorization of service and quality of care.
- Maternal Child Health / Licensed Home Care Services Agency
 - o Increase the number of prenatal visits to ensure early and continuous comprehensive prenatal care to reduce infant mortality, decrease low-birth-weight babies, and increase positive birth outcomes.
 - o Increase the number of evaluation visits to postpartum/newborn clients to minimize environmental hazards to reproduction/growth/development through evaluation of home settings, health habits and nutrition status.
 - o Increase health promotion, good oral hygiene, and disease prevention activities in child care settings.
 - o Continue to provide training in medication administration to child care providers.
 - o Ensure appropriate newborn bloodspot screening, follow-up testing, and referral to services.
- Continue to assist families in ascertaining community resources to meet their health care needs, through referrals and linkages with community agencies.
- More community agencies and pediatricians do developmental screenings for children birth to age three. These agencies and physicians make appropriate referrals to the Early Intervention Program. Child Find numbers are slightly increasing as more diligence is given to follow-up with families and physicians as well as registering families who have not been eligible for the Early Intervention Program.
- Completion of NYEIS, the new Early Intervention Program software from the NYS Department of Health. Training on the new system has begun.
- Completion of transition of the new preschool software program from private contractor to Broome County Information Technology. Both will facilitate increased capacity for retrieving data and completing reports to assist in better management of each program, fiscally, as well as programmatically.
- Loss of one of the preschool evaluating agencies will challenge the department to meet the needs of preschoolers with disabilities in a timely manner. We will work with the remaining agencies and NYS Education Department to assist in meeting the needs.
- Use local data to expand resources and motivate action toward elimination of lead poisoning in collaboration with the Environmental Health Division and more community agencies.
- Facilitate increase in Broome County service coordination billable time by streamlining the method of documenting time and activity.

2011 BUDGET HIGHLIGHTS

- Continue to identify vulnerable families and implement areas of collaboration with Department of Social Services and other human service providers to prevent child abuse/neglect.
- Continue to pursue contracts with managed care organizations to maximize resources by billing for licensed home care agency services.
- Continue to develop better infrastructure to supplement operating budget costs with third party insurance revenue, state aid and grant funding.

25060004 HEALTH/Maternal Child Health and Development

<u>Title of Position</u>	<u>Grade/Unit</u>	<u>2009 Actuals</u>	<u>As of 9/1/2010 Current Authorized</u>	<u>2011 Requested</u>	<u>2011 Recommended</u>
FULL TIME					
Public Health Nurse	17 CSEA	3	3	3	3
Preschool Special Education Program Coord.	17 CSEA	1	1	1	1
Senior Registered Professional Nurse	16 CSEA	1	0	0	0
Early Intervention Service Coordinator	16 CSEA	6	6	6	6
Secretary	13 CSEA	0	1	1	1
Health Information Technician	11 CSEA	1	1	1	1
Keyboard Specialist	8 CSEA	1	1	1	1
Total Full-Time Positions		13	13	13	13
PART TIME					
Director of Children w/Spec. Needs Program	C Admin	1	1	1	1
Dir of Maternal Child Health & Development	C Admin	1	1	1	1
WIC Nurtrition Services Director	21 BAPA	1	1	0	0
Supervising Public Health Nurse	20 BAPA	0	0	1	1
Children w/Spec. Needs Program Supervisor	20 BAPA	1	1	1	1
Public Health Nurse	17 CSEA	1	2	2	2
Secretary	13 CSEA	1	1	1	1
Keyboard Specialist	8 CSEA	1	1	1	1
Health Program Specialist	8 CSEA	1	1	1	1
Total Part-Time Positions		8	9	9	9
TOTAL POSITIONS		21	22	22	22

REPORT:BP033

BROOME COUNTY GOVERNMENT
REVENUE AND APPROPRIATION SUMMARY
BY DEPARTMENT AND DIVISION

FUND 1010 General Operating
DEPT 25000000 Health
DIV 06

Account	2009 Actuals	2010 Budget	2010 YTD Actuals As of 08/31/10	2011 Budget Requested	2011 Budget Recommended
0000002 Departmental Income					
5000112 STUDENT TUITION, PT DAY	2,040	4,200	350	2,100	2,100
5000118 FEES FOR SERVICES	2,925,817	1,986,239	871,784	1,925,441	1,925,441
5000331 CHARGEBACK TO GRANTS	62,207	29,252	13,298	56,457	56,457
5000333 OTHER DEPARTMENTAL CHARGEBACK	295,090	293,301	70,495	298,707	298,707
5000335 COPIER CHARGEBEACK	1,434	1,339	607	812	812
5000426 MISCELLANEOUS	492	0	70	0	0
0000002 Departmental Income Totals	3,287,080	2,314,331	956,604	2,283,517	2,283,517
0000003 Use of Money					
5000451 INTEREST AND EARNINGS	8	0	0	0	0
0000003 Use of Money Totals	8	0	0	0	0
0000007 Misc Interfund Revenues					
5000530 REFUNDS OF PRIOR YEARS EXPENDI	3,900	0	1,528	0	0
0000007 Misc Interfund Revenues Totals	3,900	0	1,528	0	0
0000008 State Aid					
5000808 OTHER STATE AID	554,061	544,125	229,078	475,967	475,967
5000811 EDUCATION-HANDICAPPED CHILDREN	2,432,856	3,484,640	1,886,463	3,487,844	3,487,844
5000821 PUBLIC HEALTH WORK	276,317	247,259	41,730	268,056	264,456
0000008 State Aid Totals	3,263,234	4,276,024	2,157,271	4,231,867	4,228,267
Rev Total for Div 2506	6,554,222	6,590,355	3,115,403	6,515,384	6,511,784
0000010 Personal Service					
6001000 SALARIES FULL-TIME	544,114	564,734	321,471	599,422	599,422
6001001 SALARIES PART-TIME	248,288	243,880	130,374	252,016	252,016
6001002 SALARIES TEMPORARY	17,900	12,696	31,727	14,533	14,533
6001003 SALARIES OVERTIME	6,446	0	3,595	0	0
6001009 OTHER PERSONNEL SERVICES	278	0	0	0	0
0000010 Personal Service Totals	817,026	821,310	487,167	865,971	865,971

REPORT:BP033

BROOME COUNTY GOVERNMENT
 REVENUE AND APPROPRIATION SUMMARY
 BY DEPARTMENT AND DIVISION

FUND 1010 General Operating
 DEPT 25000000 Health
 DIV 06

Account	2009 Actuals	2010 Budget	2010 YTD Actuals As of 08/31/10	2011 Budget Requested	2011 Budget Recommended
0000040 Contractual Expenditures					
6004010 BOOKS AND SUBSCRIPTIONS	520	687	0	110	110
6004012 OFFICE SUPPLIES	6,546	2,000	1,515	3,000	3,000
6004045 TRAINING AND EDUCATIONAL SUPPL	174	1,500	109	1,500	1,500
6004055 COMPUTER SOFTWARE AND SUPPLIES	436	3,000	0	30,000	30,000
6004060 NURSING SUPPLIES	357	1,000	0	1,000	1,000
6004100 POSTAGE AND FREIGHT	245	135	105	245	245
6004105 DUES AND MEMBERSHIPS	150	180	152	150	150
6004106 GENERAL OFFICE EXPENSES	210	180	150	120	120
6004137 ADVERTISING AND PROMOTION EXPE	0	1,000	0	0	0
6004138 OTHER OPERATIONAL EXPENSES	100	0	64	0	0
6004146 SUBCONTRACTED PROGRAM EXPENSE	796,560	856,196	567,406	904,907	894,907
6004149 CASE ADMINISTRATION	58,119	83,973	22,781	74,393	74,393
6004160 MILEAGE AND PARKING-LOCAL	19,098	13,769	8,015	19,364	19,364
6004161 TRAVEL HOTEL AND MEALS	280	517	0	0	0
6004162 EDUCATION AND TRAINING	1,125	3,234	150	270	0
6004164 NON-EMPLOYEE TRAVEL HOTEL & ME	24,205	27,440	9,459	24,507	24,507
6004165 ADVISORY BD/TRUSTEES EXPENSES	0	100	0	0	0
6004169 DAY TRIP MEAL REIMBURSEMENT	64	0	0	0	0
6004196 COPYING MACHINE RENTALS	1,561	3,851	2,107	5,049	5,049
6004405 REHAB AND THERAPY SERVICES	3,534,377	3,504,132	1,725,406	3,350,028	3,350,028
6004406 MEDICAL AND HOSPITAL SERVICES	0	2,500	0	2,500	2,500
6004413 OTHER HEALTH AND MEDICAL SERVI	429,704	589,642	93,887	485,259	485,259
6004571 EDUCATION OF HANDICAPPED CHILD	3,971,117	3,739,656	1,734,875	3,737,072	3,737,072
6004573 OTHER FEES FOR SERVICES	2,541	14,171	1,425	14,171	14,171
6004574 CLASSROOM AIDES	219,019	321,002	11,476	313,092	313,092
0000040 Contractual Expenditures Totals	9,066,508	9,169,865	4,179,082	8,966,737	8,956,467
0000041 Chargeback Expenses					
6004606 TELEPHONE BILLING ACCOUNT	13,984	13,204	6,097	11,485	11,485
6004609 DATA PROCESSING CHARGEBACKS	51,857	59,433	31,775	74,860	74,860
6004614 OTHER CHARGEBACK EXPENSES	1,062	2,169	949	1,012	1,012
6004615 GASOLINE CHARGEBACK	111	401	80	77	77
6004616 FLEET SERVICE CHARGEBACK	234	767	212	0	0
6004617 DUPLICATING/PRINTING CHARGEBAC	5,402	4,153	2,701	5,402	5,402
6004618 OFFICE SUPPLIES CHARGEBACK	8,938	8,727	4,137	8,938	8,938
6004619 BUILDING SERVICE CHARGEBACK	109	0	0	0	0
6004626 TRANSPORTATION SERVICES CHARGE	331	129	37	0	0
0000041 Chargeback Expenses Totals	82,028	88,983	45,988	101,774	101,774

REPORT:BP033

BROOME COUNTY GOVERNMENT
REVENUE AND APPROPRIATION SUMMARY
BY DEPARTMENT AND DIVISION

FUND 1010 General Operating
DEPT 25000000 Health
DIV 06

Account	2009 Actuals	2010 Budget	2010 YTD Actuals As of 08/31/10	2011 Budget Requested	2011 Budget Recommended
0000060 Principal on Indebtedness					
6006008 PRINCIPAL ON CAPITAL LEASE	1,940	0	0	0	0
0000060 Principal on Indebtedness Totals	1,940	0	0	0	0
0000070 Interest on Indebtedness					
6007005 INTEREST ON CAPITAL LEASE	161	0	0	0	0
0000070 Interest on Indebtedness Totals	161	0	0	0	0
0000080 Employee Benefits					
6008001 STATE RETIREMENT	49,489	91,166	43,551	155,876	155,876
6008002 SOCIAL SECURITY	59,411	62,833	35,280	66,248	66,248
6008004 WORKERS COMPENSATION	9,622	9,785	12,575	9,879	9,879
6008006 LIFE INSURANCE	336	404	231	446	446
6008007 HEALTH INSURANCE	174,641	211,878	121,719	266,889	266,889
6008009 RETIREE HEALTH INSURANCE	60,412	61,721	0	71,138	71,138
6008010 DISABILITY INSURANCE	2,111	2,225	1,217	2,450	2,450
6008011 UNEMPLOYMENT INSURANCE	5,063	0	0	0	0
0000080 Employee Benefits Totals	361,085	440,012	214,573	572,926	572,926
Exp Total for Div 2506	10,328,748	10,520,170	4,926,810	10,507,408	10,497,138
Total for Div 2506	-3,774,526	-3,929,815	-1,811,407	-3,992,024	-3,985,354
Total for Dept 25000000	-7,069,066	-7,469,492	-2,863,346	-7,628,155	-7,448,820

MENTAL HEALTH

COMMISSIONER

DEPUTY COMMISSIONER

CONTRACT AGENCIES

MENTAL HEALTH

- Mental Health Association
 - Self Help Independence
 - BEAR and Rural BEAR
 - Information & Referral
 - Multicultural Initiative
- Catholic Charities
 - Residential
 - Aging Out ICM
 - Flex Team
 - Supportive Case Management
 - CCSI
 - 4 Seasons
 - Intensive Case Management
 - (Crisis Sitters) Alternative Crisis Support
 - (Single Entry) Bridger
 - CORE Services
- Vocational Rehabilitation Services
- Family & Children's Society
 - Family Support Center
 - In Home MH Services
- Children's Home of Wyoming Conference
 - Intensive Family Support
- Community Options

DEVELOPMENTAL DISABILITIES

- Association for Retarded Citizens
 - Workshop
 - Community Residence / ICF Programs
 - Summer Camp

ALCOHOLISM / SUBSTANCE ABUSE

- Addiction Center of Broome County
 - Outpatient
 - Rehabilitation
- Fairview Recovery Services
 - Crisis Center
 - Supportive Living
 - Fairview Halfway House
 - Merrick Halfway House
 - Shelter Plus Care
- Lourdes Hospital Preventive Services
 - Student Assistance Program
 - Problem Gambling Prevention
 - Methamphetamine Prevention & Awareness Demonstration Project

COMMUNITY MENTAL HEALTH

MENTAL HEALTH CENTER

- Adult Clinic
- Forensic Unit

GRANTS

- Mental Health Case Management
- Mentally Ill Chemical Abuse
- Mental Health/Juvenile Justice
- VIP
- Drug Free Community Services
- Forensic Transitional Mgmt Services
- CDSU
- Families First
- Mental Health Quality Assurance & Accountability Project
- Prison Reentry Coordinator Program

MENTAL HEALTH

Mental Health Clinic (Includes the Adult Clinic and the Forensic Unit)

MISSION STATEMENT

To plan, organize, and oversee a comprehensive continuum of care for consumers of public mental hygiene services in Broome County. This continuum of care will provide for the health and safety of Broome County citizens.

VISION

Planning: Broome County Mental Health Department will engage in a participatory planning process to develop mental hygiene services in Broome County. The planning process will include government officials, providers, community representatives, and recipients or their families.

Accountability: The department will assure that state and/or local oversight mechanisms are in place to assure that services are delivered in a responsible, efficient manner.

Coordination: The department will assure that all mental hygiene service providers in Broome County will coordinate and collaborate for the delivery of services that are responsive to the needs of recipients, including culturally diverse populations.

County Operations: The department's primary role is to facilitate and oversee the continuum of care for consumers of mental hygiene services in Broome County. The department will only provide direct services as the provider of last resort.

Over the last decade the role of this department has shifted. Historically, the department was a service provider only. We now have a significant role in contract management for services provided for us by not-for profit agencies.

DESCRIPTION

The Mental Health Commissioner/Local Government Unit (LGU) is responsible for planning, developing, coordinating and evaluating all local services for the three disabilities encompassed by Mental Hygiene (OMH, OMRDD, & OASAS). This requires interaction on the state level with three separate agencies: Office of Mental Health (OMH), Office of Mental Retardation & Developmental Disabilities (OMRDD), and the Office of Alcoholism and Substance Abuse Services (OASAS). Funding from these agencies, the County, and other sources are managed to enable the Mental Health Department and other agencies to provide necessary services. Interaction, coordination and collaboration are also required with diverse public and private organizations that receive contracts, funding and/or provide services in the Broome County community.

The Mental Health Center provides a variety of County operated direct services for the individuals who suffer from mental illness. These services are provided to a large population of County residents who have no ability to obtain the services elsewhere whether because these are the only such services available in the County or because of the individual's ability to pay for these services. Client Fee Revenue, federal, state and County funding allow the provision of mental health services to those individuals.

The licensed programs of the Mental Health Department will provide an estimated 20,000 face-to-face contacts during 2011. An estimated 2,000 plus adults living in Broome County suffer from serious and

persistent mental illness. In Broome County it is estimated over 7,500 adults suffer from emotional problems of some kind.

Approximately 85%-90% of all recipients of services at the Mental Health Center receive Medicaid or pay for services on a sliding scale fee. These individuals would not be able to receive critical mental health treatment if it were not offered through these programs. The remainder of recipients who have third party coverage seek specialized services within the department. These services may be scarce or available only through the Mental Health Department.

Demands for services offered by the department have stabilized primarily because of the growth of services in the not-for-profit and state sector. Community Mental Health programs respond to priority referrals within 1-5 days in an effort to maintain people in the community and reduce unnecessary hospitalizations. Since inpatient stays cost \$500-800/day, preventing hospitalizations reduces health care costs while improving the quality of life for our affected citizens.

The Adult Clinic provides mental health services to residents who are at least 18 years of age and have a diagnosed mental illness. Services include assessment and treatment planning; individual, group and family therapy; crisis intervention; medication and case management. An interdisciplinary team consisting of psychiatrists, clinical psychologists, psychiatric social workers, psychiatric nurses and paraprofessionals provide these services.

The Forensic Unit performs court-ordered mental health evaluations as required under NYS Mental Hygiene Law. The staff also works with seriously mentally ill individuals released from correctional facilities to transition to appropriate community services.

2011 OBJECTIVES

- Maintain productivity levels while implementing technology and automation
- Focus on the safety of those clients we serve and the employees serving them, as well as the safety of County residents
- Focus on achieving measurable improvements by implementing continuous quality enhancements

2011 BUDGET HIGHLIGHTS

Despite an increase in uncontrollable costs of \$219,452 in 2011, the department is presenting a budget that would only increase County support by \$101,696.

To achieve any sort of savings for the County, the Department of Mental Health is making the following recommendations in 2011:

- (1) Elimination of the Children's Unit which will yield a net savings in 2011 of \$180,903 and over 5-years an approximate savings of \$1,274,563.
- (2) Reduction of County Support to Contract Agencies by 10% which will yield a net savings of \$28,717.

26000004 MENTAL HEALTH/Clinic

<u>Title of Position</u>	<u>Grade/Unit</u>	<u>2009 Actuals</u>	<u>As of 9/1/2010 Current Authorized</u>	<u>2011 Requested</u>	<u>2011 Recommended</u>
FULL TIME					
Commissioner of Comm. Mental Health Svcs	I Admin	1	1	1	1
Deputy Commissioner of Comm. Mental Hlth Svcs	G Admin	1	1	1	1
Staff Psychiatrist	NA	2	2	2	2
Staff Psychologist	29 BAPA	1	1	1	1
Mental Health Clinical Services Director	24 BAPA	1	1	1	1
Mental Health Program Coordinator	23 BAPA	1	1	1	1
Management Associate	18 BAPA	1	1	1	1
Office Manager	16 BAPA	1	1	1	1
Health Information Administrator	14 BAPA	1	1	1	1
Nurse Practitioner	27 CSEA	4	4	4	4
Clinical Social Worker	21 CSEA	10	10	9	9
Intensive Case Manager	18 CSEA	1	1	1	1
Caseworker	16 CSEA	1	1	0	0
Secretary	13 CSEA	3	3	2	2
Senior Account Clerk	9 CSEA	1	0	0	0
Data Entry Machine Operator	8 CSEA	1	1	1	1
Keyboard Specialist	8 CSEA	4	4	3	3
Account Clerk	7 CSEA	1	1	1	1
Clerk	6 CSEA	2	3	3	3
Receptionist Typist	6 CSEA	1	1	1	1
Total Full-Time Positions		39	39	35	35

26000004 MENTAL HEALTH/Clinic

<u>Title of Position</u>	<u>Grade/Unit</u>	<u>2009 Actuals</u>	<u>As of 9/1/2010 Current Authorized</u>	<u>2011 Requested</u>	<u>2011 Recommended</u>
PART TIME					
Staff Psychiatrist	NA	6	6	6	6
Clinical Social Worker	21 CSEA	4	4	4	4
Keyboard Specialist	8 CSEA	1	1	1	1
Clerk	6 CSEA	3	3	3	3
Custodial Worker	6 CSEA	<u>2</u>	<u>2</u>	<u>2</u>	<u>2</u>
Total Part-Time Positions		16	16	16	16
TOTAL POSITIONS		55	55	51	51

REPORT:BP032

BROOME COUNTY GOVERNMENT
REVENUE AND APPROPRIATION SUMMARY
BY DEPARTMENT

FUND 1010 General Operating
DEPT 26000000 Mental Health

Account	2009 Actuals	2010 Budget	2010 YTD Actuals As of 08/31/10	2011 Budget Requested	2011 Budget Recommended
0000002 Departmental Income					
5000120 MENTAL HEALTH FEES	2,916,485	3,275,289	1,244,504	3,088,228	3,088,228
5000333 OTHER DEPARTMENTAL CHARGEBACK	210,160	211,701	95,141	164,353	164,353
5000426 MISCELLANEOUS	4,588	5,000	3,362	5,000	5,000
0000002 Departmental Income Total	3,131,233	3,491,990	1,343,007	3,257,581	3,257,581
0000006 Sale of Prop and Comp for Loss					
5000518 SALE OF EQUIPMENT	19	0	0	0	0
0000006 Sale of Prop and Comp for Loss Total	19	0	0	0	0
0000007 Misc Interfund Revenues					
5000581 UNUSED GRANT	1,223	0	0	0	0
0000007 Misc Interfund Revenues Total	1,223	0	0	0	0
0000008 State Aid					
5000827 MENTAL HEALTH ADMINISTRATION	149,205	84,754	27,712	84,754	84,754
0000008 State Aid Total	149,205	84,754	27,712	84,754	84,754
0000009 Federal Aid					
5000916 FEDERAL AID - MENTAL HEALTH CL	201,187	146,445	168,314	159,212	159,212
0000009 Federal Aid Total	201,187	146,445	168,314	159,212	159,212
Rev Totals for Dept 26000000	3,482,867	3,723,189	1,539,033	3,501,547	3,501,547
0000010 Personal Service					
6001000 SALARIES FULL-TIME	2,007,805	2,112,016	1,163,670	1,961,099	1,961,099
6001001 SALARIES PART-TIME	323,915	400,960	215,361	399,004	399,004
6001002 SALARIES TEMPORARY	0	930	0	930	930
6001003 SALARIES OVERTIME	0	1,000	0	1,000	1,000
6001004 SALARIES SHIFT DIFFERENTIAL	1,149	2,028	711	2,028	2,028
6001009 OTHER PERSONNEL SERVICES	3,000	4,000	-3,000	4,000	4,000

REPORT:BP032

BROOME COUNTY GOVERNMENT
 REVENUE AND APPROPRIATION SUMMARY
 BY DEPARTMENT

FUND 1010 General Operating
 DEPT 26000000 Mental Health

Account	2009 Actuals	2010 Budget	2010 YTD Actuals As of 08/31/10	2011 Budget Requested	2011 Budget Recommended
6001968 RETIREMENT INCENTIVE	16,000	0	0	0	0
0000010 Personal Service Totals	2,351,869	2,520,934	1,376,742	2,368,061	2,368,061
0000020 Equipment and Capital Outlay					
6002503 COMPUTER EQUIPMENT	43,350	0	0	0	0
0000020 Equipment and Capital Outlay Totals	43,350	0	0	0	0
0000040 Contractual Expenditures					
6004010 BOOKS AND SUBSCRIPTIONS	898	2,150	953	2,150	2,150
6004012 OFFICE SUPPLIES	14,425	17,850	9,159	17,850	17,850
6004021 BLDG MAINTENANCE SUPPLIES	407	1,000	29,659	1,000	1,000
6004022 FUEL AND HEATING SUPPLIES	17,977	26,898	7,638	26,898	26,898
6004023 BLDG AND GROUNDS SUPPLIES	3,565	4,000	4,404	4,000	4,000
6004030 FOOD AND BEVERAGES	672	2,000	21	2,000	2,000
6004046 GAS OIL GREASE AND DIESEL FUEL	0	150	0	150	150
6004048 MISC OPERATIONAL SUPPLIES	270	1,000	0	1,000	1,000
6004055 COMPUTER SOFTWARE AND SUPPLIES	531	5,000	555	0	0
6004056 COMPUTER EQUIPMENT(NON CAPITAL)	0	0	1,644	5,000	5,000
6004062 MEDICAL LAB & CLINIC SUPPLIES	1,041	250	215	250	250
6004100 POSTAGE AND FREIGHT	157	250	28	250	250
6004105 DUES AND MEMBERSHIPS	5,153	5,543	5,138	5,992	5,992
6004106 GENERAL OFFICE EXPENSES	3,048	4,000	2,730	4,000	4,000
6004111 BUILDING AND LAND RENTAL	159,010	191,298	154,611	236,248	236,248
6004115 ELECTRIC CURRENT	30,411	45,000	20,231	47,250	47,250
6004117 BUILDING AND GROUNDS EXPENSES	1,992	3,000	50,296	3,000	3,000
6004137 ADVERTISING AND PROMOTION EXPE	0	3,000	2,012	3,000	3,000
6004138 OTHER OPERATIONAL EXPENSES	485	832	115	832	832
6004160 MILEAGE AND PARKING-LOCAL	1,704	1,424	550	325	325
6004161 TRAVEL HOTEL AND MEALS	484	4,730	706	4,730	0
6004162 EDUCATION AND TRAINING	869	5,000	0	5,000	0
6004165 ADVISORY BD/TRUSTEES EXPENSES	600	1,080	409	1,080	1,080
6004196 COPYING MACHINE RENTALS	342	660	990	8,658	8,658
6004573 OTHER FEES FOR SERVICES	220,801	213,280	84,744	69,440	69,440
0000040 Contractual Expenditures Totals	464,842	539,395	376,808	450,103	440,373
0000041 Chargeback Expenses					
6004602 INSURANCE PREMIUM CHARGEBACK	2,344	1,642	821	1,113	1,113
6004604 DPW SECURITY CHARGEBACKS	59,967	87,633	16,178	89,416	89,416
6004605 COUNTY ATTORNEY CHARGEBACKS	21,305	30,625	9,523	30,625	30,625

REPORT:BP032

BROOME COUNTY GOVERNMENT
REVENUE AND APPROPRIATION SUMMARY
BY DEPARTMENT

FUND 1010 General Operating
DEPT 26000000 Mental Health

Account	2009 Actuals	2010 Budget	2010 YTD Actuals As of 08/31/10	2011 Budget Requested	2011 Budget Recommended
6004606 TELEPHONE BILLING ACCOUNT	26,047	26,051	12,807	23,260	23,260
6004609 DATA PROCESSING CHARGEBACKS	129,331	121,749	60,875	123,057	123,057
6004610 PERSONAL SERVICES CHARGEBACKS	5,907	5,938	2,969	6,283	6,283
6004614 OTHER CHARGEBACK EXPENSES	158	100	50	216	216
6004615 GASOLINE CHARGEBACK	226	3,734	721	1,693	1,693
6004616 FLEET SERVICE CHARGEBACK	6,718	4,418	4,418	0	0
6004617 DUPLICATING/PRINTING CHARGEBAC	4,520	6,000	1,702	6,374	6,374
6004618 OFFICE SUPPLIES CHARGEBACK	3,260	7,000	1,555	7,300	7,300
6004619 BUILDING SERVICE CHARGEBACK	2,369	2,500	0	4,000	4,000
6004627 SINGLE AUDIT CHARGEBACK	5,544	6,048	0	6,300	6,300
0000041 Chargeback Expenses Totals	267,696	303,438	111,619	299,637	299,637
0000060 Principal on Indebtedness					
6006008 PRINCIPAL ON CAPITAL LEASE	333	0	0	0	0
0000060 Principal on Indebtedness Totals	333	0	0	0	0
0000070 Interest on Indebtedness					
6007005 INTEREST ON CAPITAL LEASE	31,506	0	0	0	0
0000070 Interest on Indebtedness Totals	31,506	0	0	0	0
0000080 Employee Benefits					
6008001 STATE RETIREMENT	157,177	254,566	116,415	385,346	385,346
6008002 SOCIAL SECURITY	170,227	188,418	101,670	176,805	176,805
6008004 WORKERS COMPENSATION	21,623	41,014	35,688	47,176	47,176
6008006 LIFE INSURANCE	804	855	515	779	779
6008007 HEALTH INSURANCE	337,412	374,685	211,290	349,785	349,785
6008009 RETIREE HEALTH INSURANCE	187,802	206,602	36,472	241,626	241,626
6008010 DISABILITY INSURANCE	4,243	4,515	2,648	3,999	3,999
0000080 Employee Benefits Totals	879,288	1,070,655	504,698	1,205,516	1,205,516
0000090 Transfers					
6009002 TRANSFER TO GRANT FUND	426,988	354,479	0	373,625	373,625
0000090 Transfers Totals	426,988	354,479	0	373,625	373,625

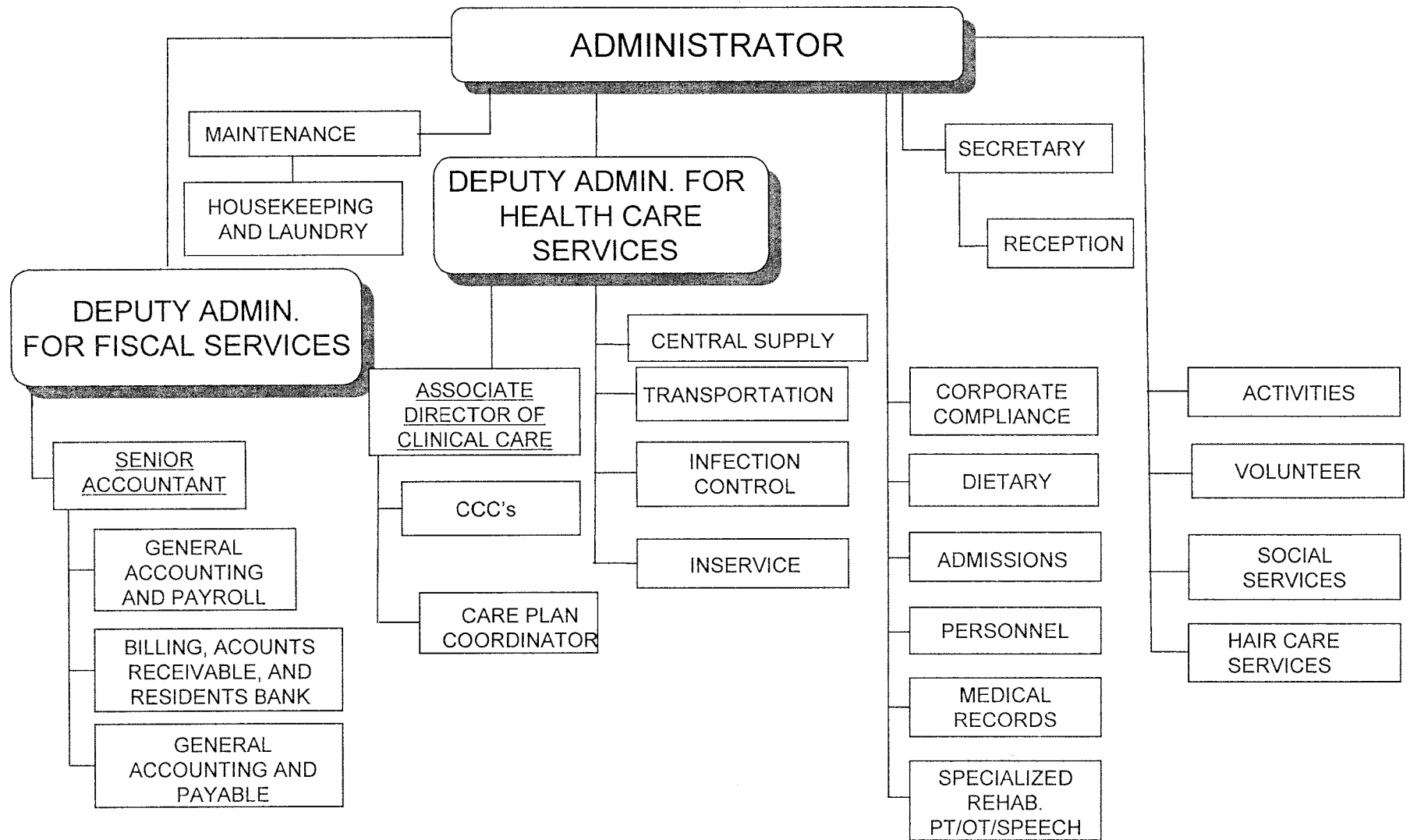
REPORT:BP032

BROOME COUNTY GOVERNMENT
REVENUE AND APPROPRIATION SUMMARY
BY DEPARTMENT

FUND 1010 General Operating
DEPT 26000000 Mental Health

Account	2009 Actuals	2010 Budget	2010 YTD Actuals As of 08/31/10	2011 Budget Requested	2011 Budget Recommended
Exp Totals for Dept 26000000	4,465,872	4,788,901	2,369,867	4,696,942	4,687,212
Total for Dept 26000000	-983,005	-1,065,712	-830,834	-1,195,395	-1,185,665

WILLOW POINT NURSING HOME



WILLOW POINT NURSING HOME

MISSION STATEMENT

It is the mission of the Willow Point Nursing Home to serve those frail, elderly, and disabled individuals who live in Broome County and are in need of long-term, skilled care and/or short term rehabilitation. This includes a comprehensive, interdisciplinary approach to care planning with emphasis on quality of life and preservation of both dignity and independence for the residents.

Staff members are committed to meeting the physical, emotional, social and spiritual needs of the residents.

DESCRIPTION

Willow Point Nursing Home is a long-term care facility owned and operated by the Broome County Government. The facility is situated on 7 ½ acres, with three large interconnected buildings currently licensed for 333 resident beds. The Commission on Health Care Facilities in the 21st Century, a.k.a. the Burger Commission, recommended that Willow Point Nursing Home construct a new facility with 300 certified beds. As plans for a new facility continue to develop, the New York State Department of Health (NYSDOH) informed the Nursing Home that it had to work toward reducing its certified bed capacity to the 300 level immediately. A plan to reduce Willow Point's bed compliment by 10 beds every six months until the 300 level is reached was accepted by the NYSDOH. Subsequent to acceptance of the plan, the NYSDOH furnished operating certificates which have WPNH decertifying 20 beds on July 1st of each year, except for 2011 which requires closing 30 beds. On July 1, 2009, Willow Point reduced its beds by 20 to a certified level of 353 beds. On July 1, 2010, Willow Point reduced its bed compliment to 333

beds. On July 1, 2011, the bed compliment will be reduced to 303 beds.

2011 OBJECTIVES

Budget reflects revenues driven by our case mix index. Each nursing unit is staffed based on current case mix and the master-staffing plan will continually be adjusted to reflect resident acuity levels.

2011 BUDGET HIGHLIGHTS

The facility continues to adapt to changes in the revenue streams, especially Medicare and Medicaid.

The Center for Medicare and Medicaid Services (CMS) has recalibrated the service intensity weights (SIW) to put more emphasis in certain Resource Utilization Groups (RUG) on Nursing services and less on Therapy services. The results of the recalibration and the resulting RUG prices are expected to be published in August 2010. The Medicaid rate calculation is experiencing an even greater transition. The Medicaid rate setting methodology made huge strides when it was decided that the base year utilized for rate setting was to be updated from 1983 to 2002. This change is referred to as 'Rebasing'. The facility received rate sheets that resulted from the change for the period of April 1, 2009 through December 31, 2009. The statewide increase from these rates were subsequently limited to a maximum statewide impact of \$210 million. Carve-outs were developed for each facility's rate to keep the total impact to the State at that level. Those rates, however, have not been implemented. Delays such as this and the State's inability to pass a budget for 2010 creates an environment where it is difficult, at best, to plan for the future. To

make matters worse, NYS moved towards replacing Rebasing, which has yet to be implemented, to a different methodology entirely. That methodology is referred to as "Regional Pricing". The Regional Pricing methodology was to go into effect on April 1, 2010. That has since been delayed. The facility assumes that rates will eventually be promulgated using the Rebasing methodology and the Regional Pricing methodology will be further delayed until sometime after 2011.

WILLOW POINT NURSING HOME

Administration and General

MISSION STATEMENT

The Administrative Office implements policies of the nursing home to ensure that the appropriate level of programming, daily operational decisions and management of resources are utilized in accordance with County policy and state and federal regulatory mandates governing the operation of the home. The office of Administration oversees, monitors, and evaluates the quality of care delivered to residents, with a distinct emphasis on maintaining the highest practicable physical, mental, and psychosocial well-being of each resident.

DESCRIPTION

The **WPNH Administrative** team directs the daily operation of the facility. It plans, develops, and implements projects to enhance the Resident's quality of care and life in the facility, and searches for the most efficient and effective methods to meet these goals.

Fiscal Services is responsible for all facets of the nursing home's finances. Under the direction of the Deputy Nursing Home Administrator for Fiscal Services, the fiscal staff provides payroll, accounts payable and receivable, cash receipting, statistical and financial analysis, resident banking services, computer processing and compiles the annual financial statements, the budget, and mandated Medicaid and Medicare cost reports.

The **Medical Director** is responsible for implementation of resident medical care policies and medical care in the facility and works with the **Health Information Service Department** in coordinating physician services, compliance of documentation and physician visits,

analyzes and audits medical records for appropriateness and timeliness, verify licensure and credentials for the medical staff, compile and analyze closed records, fulfill requests for record copies, code diagnoses according to ICD-9 coding, updates resident demographic data, participates on long term care medical records committees, and coordinates the annual medical staff meeting.

Barber and Beautician services are provided through contract at a minimal cost to residents. A barbershop/beauty parlor is maintained on the premises.

The **Volunteer Coordinator** recruits, screens, orients volunteers, and assigns them on the basis of interest and ability. Over 100 volunteers provide a variety of services to the facility. Volunteers conduct and assist with religious services as well as social events. They provide musical entertainment, friendly visiting, pet visitation, gardening, and shopping. They also help manage & staff the gift shop.

2011 OBJECTIVES

- To continue to provide high quality level of resident care.
- To continue to comply with state and federal regulatory requirements.

2011 BUDGET HIGHLIGHTS

- Concurrently planning and monitoring the decrease in Willow Point's certified bed capacity and the construction of a new 300 bed nursing home as recommended by the Commission on Health Care Facilities in the 21st Century.

27 010104 **WILLOW POINT NURSING HOME/Administration & General**
 010304
 010504
 010604

<u>Title of Position</u>	<u>Grade/Unit</u>	<u>2009 Actuals</u>	<u>As of 9/1/2010 Current Authorized</u>	<u>2011 Requested</u>	<u>2011 Recommended</u>
FULL TIME					
Nursing Home Administrator	O Admin	1	1	1	1
Deputy NH Administrator-Fiscal Services	F Admin	1	1	1	1
Personnel Coordinator (40)	14 ADMIN	1	1	1	1
Personnel Clerk	9 ADMIN	0	1	1	1
Nursing Home Compliance Officer	20 BAPA	1	0	0	0
Senior Accountant (40)	18 BAPA	1	1	1	1
Fiscal Manager (40)	17 BAPA	1	1	1	1
Health Information Administrator (40)	14 BAPA	1	1	1	1
Accountant (County)	16 CSEA	2	2	2	2
Admission Coordinator	16 CSEA	1	1	1	1
RPN NH - Admissions	14 CSEA	1	1	1	1
Secretary (40)	13 CSEA	1	1	1	1
Health Information Technician	11 CSEA	2	2	2	2
Senior Account Clerk	9 CSEA	4	3	3	3
Billing Specialist	9 CSEA	0	1	1	1
Keyboard Specialist	8 CSEA	1	1	1	1
Account Clerk Typist	7 CSEA	1	1	1	1
Account Clerk	7 CSEA	<u>1</u>	<u>1</u>	<u>1</u>	<u>1</u>
Total Full-Time Positions		21	21	21	21
PART TIME					
Coordinator of Volunteer Services	16 BAPA	1	1	1	1
Account Clerk Typist	7 CSEA	2	2	2	2
Clerk	6 CSEA	<u>6</u>	<u>4</u>	<u>4</u>	<u>4</u>
Total Part-Time Positions		9	7	7	7
TOTAL POSITIONS		30	28	28	28

REPORT:BP033

BROOME COUNTY GOVERNMENT
 REVENUE AND APPROPRIATION SUMMARY
 BY DEPARTMENT AND DIVISION

FUND 2050 WPNH Operating
 DEPT 27000000 Willow Point
 DIV 01

Account	2009 Actuals	2010 Budget	2010 YTD Actuals As of 08/31/10	2011 Budget Requested	2011 Budget Recommended
0000002 Departmental Income					
5000105 XEROX MACHINE	0	0	1,605	1,300	1,300
5000111 TELEPHONE CHGS - OUTSIDE USERS	8	0	0	0	0
5000125 MEDICARE PART B	261,107	254,627	139,682	417,633	417,633
5000210 SNF MEDICARE	3,479,712	5,088,975	1,417,825	3,891,207	3,891,207
5000211 SNF MEDICAID	0	0	7,890,295	0	0
5000212 SNF PRIVATE	2,687,886	2,895,623	1,554,532	3,048,869	3,048,869
5000218 SNF NAMI-PATIENT SHARE	3,035,663	2,348,748	1,624,466	2,443,992	2,443,992
5000232 CONTRACTUAL ALLOWANCE	45,337	0	81,163	0	0
5000238 COMMERCIAL INSURANCE	595,585	688,647	283,368	472,675	472,675
5000426 MISCELLANEOUS	29,364	0	73,857	100,000	100,000
0000002 Departmental Income Totals	10,134,662	11,276,620	13,066,793	10,375,676	10,375,676
0000003 Use of Money					
5000451 INTEREST AND EARNINGS	15,383	17,000	1,219	8,500	8,500
5000470 VENDING MACHINE	11,310	12,000	5,824	10,684	10,684
0000003 Use of Money Totals	26,693	29,000	7,043	19,184	19,184
0000007 Misc Interfund Revenues					
5000530 REFUNDS OF PRIOR YEARS EXPENDI	13,516	0	0	0	0
5000534 TRANSFER FROM INSURANCE RESERV	12,243	7,374	7,384	0	0
5000570 EARNINGS ON TEMPORARY INVESTME	13,621	0	0	0	0
0000007 Misc Interfund Revenues Totals	39,380	7,374	7,384	0	0
0000009 Federal Aid					
5000949 SNF MEDICAID - FEDERAL	13,976,399	13,114,151	0	13,590,701	13,590,701
0000009 Federal Aid Totals	13,976,399	13,114,151	0	13,590,701	13,590,701
Rev Total for Div 2701	24,177,134	24,427,145	13,081,220	23,985,561	23,985,561
0000010 Personal Service					
6001000 SALARIES FULL-TIME	840,834	893,083	483,347	897,359	897,359
6001001 SALARIES PART-TIME	125,434	101,170	64,061	100,870	100,870

REPORT:BP033

BROOME COUNTY GOVERNMENT
REVENUE AND APPROPRIATION SUMMARY
BY DEPARTMENT AND DIVISION

FUND 2050 WPNH Operating
DEPT 27000000 Willow Point
DIV 01

Account	2009	2010	2010	2011	2011
	Actuals	Budget	YTD Actuals As of 08/31/10	Budget Requested	Budget Recommended
6001002 SALARIES TEMPORARY	19,710	0	0	0	0
6001003 SALARIES OVERTIME	10,730	20,340	4,148	20,777	20,777
6001011 DISCRETIONARY SALARY SAVINGS	0	-137,981	0	0	0
6001012 HOLIDAY OVERTIME PAY	0	0	293	2,237	2,237
0000010 Personal Service Totals	996,708	876,612	551,849	1,021,243	1,021,243
0000020 Equipment and Capital Outlay					
6002400 OFFICE MACHINES	0	130	138	0	0
6002503 COMPUTER EQUIPMENT	0	23,004	6,072	13,440	13,440
6002504 SOFTWARE	0	6,287	17,840	0	0
6002703 OTHER INSTITUTIONAL EQUIPMENT	0	0	0	500	500
0000020 Equipment and Capital Outlay Totals	0	29,421	24,050	13,940	13,940
0000040 Contractual Expenditures					
6004010 BOOKS AND SUBSCRIPTIONS	1,187	1,275	562	973	973
6004012 OFFICE SUPPLIES	10,780	11,307	7,913	11,400	11,400
6004048 MISC OPERATIONAL SUPPLIES	3,492	4,630	895	2,450	2,450
6004053 RECREATIONAL AND ACTIVITY SUPP	231	500	521	500	500
6004055 COMPUTER SOFTWARE AND SUPPLIES	3,249	3,386	735	5,819	5,819
6004100 POSTAGE AND FREIGHT	181	150	63	250	250
6004101 TELEPHONE	393	900	259	900	900
6004105 DUES AND MEMBERSHIPS	25,922	29,885	27,473	28,255	28,255
6004106 GENERAL OFFICE EXPENSES	11,750	13,294	7,307	13,005	13,005
6004126 RECREATIONAL AND ACTIVITY EXPE	2,359	3,100	2,709	2,700	2,700
6004127 OTHER INSTITUTIONAL EXPENSES	141	0	0	0	0
6004137 ADVERTISING AND PROMOTION EXPE	5,443	10,700	5,028	10,000	10,000
6004160 MILEAGE AND PARKING-LOCAL	29	175	0	50	50
6004161 TRAVEL HOTEL AND MEALS	1,686	3,700	990	3,000	3,000
6004162 EDUCATION AND TRAINING	1,848	4,500	468	3,650	3,600
6004168 OTHER PERSONAL EXPENSES	368	360	400	360	360
6004196 COPYING MACHINE RENTALS	7,064	7,194	4,197	8,644	8,644
6004200 PROPERTY LOSS	0	7,100	7,100	0	0
6004203 INSURANCE CLAIMS	32,596	274	284	0	0
6004411 PHYSICIAN SERVICES	71,292	73,431	48,952	73,431	73,431
6004504 OTHER FINANCIAL SERVICES	24,451	25,000	1,566	25,000	25,000
6004537 INVESTIGATIONS EXPENSES	6,908	8,500	3,390	9,010	9,010
6004573 OTHER FEES FOR SERVICES	16,595	43,625	8,578	31,000	31,000
6004580 BAD DEBT EXPENSE	356,577	0	0	0	0
6004588 INTEREST AND PENALTIES	0	0	4,025	0	0
6004592 STATE REVENUE REFUND	1,110,054	1,150,000	656,225	1,151,808	1,151,808

REPORT:BP033

BROOME COUNTY GOVERNMENT
 REVENUE AND APPROPRIATION SUMMARY
 BY DEPARTMENT AND DIVISION

FUND 2050 WPNH Operating
 DEPT 27000000 Willow Point
 DIV 01

Account	2009 Actuals	2010 Budget	2010 YTD Actuals As of 08/31/10	2011 Budget Requested	2011 Budget Recommended
0000040 Contractual Expenditures Totals	1,694,596	1,402,986	789,640	1,382,205	1,382,155
0000041 Chargeback Expenses					
6004601 INDIRECT COSTS	455,297	952,141	0	1,003,590	1,003,590
6004602 INSURANCE PREMIUM CHARGEBACK	44,707	37,023	18,512	39,215	39,215
6004606 TELEPHONE BILLING ACCOUNT	0	0	0	49,881	49,881
6004609 DATA PROCESSING CHARGEBACKS	0	254,693	0	286,276	286,276
6004610 PERSONAL SERVICES CHARGEBACKS	22,442	23,974	10,267	26,358	26,358
6004614 OTHER CHARGEBACK EXPENSES	16,321	20,207	7,938	16,505	16,505
6004617 DUPLICATING/PRINTING CHARGEBACK	0	15,000	7,963	15,000	15,000
6004618 OFFICE SUPPLIES CHARGEBACK	0	7,500	3,526	7,700	7,700
6004625 FOOD SERVICE CHARGEBACKS	42	0	425	0	0
0000041 Chargeback Expenses Totals	538,809	1,310,538	48,631	1,444,525	1,444,525
0000042 Depreciation					
6004801 DEPRECIATION - BUILDINGS	48,910	0	0	0	0
6004802 DEPRECIATION - BLDG IMPROVEMEN	363,493	0	0	0	0
6004803 DEPRECIATION - IMPROV O/T BLDG	4,621	0	0	0	0
6004804 DEPRECIATION - MOTOR VEHICLES	420	0	0	0	0
6004805 DEPRECIATION - MACHINERY & EQU	212,480	0	0	0	0
0000042 Depreciation Totals	629,924	0	0	0	0
0000080 Employee Benefits					
6008001 STATE RETIREMENT	71,330	110,416	55,115	184,155	184,155
6008002 SOCIAL SECURITY	69,976	76,885	39,552	79,194	79,194
6008004 WORKERS COMPENSATION	10,735	14,629	5,863	11,495	11,495
6008005 WORKERS COMP LT LIABILITY	71,047	0	0	0	0
6008006 LIFE INSURANCE	464	475	317	475	475
6008007 HEALTH INSURANCE	238,393	269,156	165,055	284,519	284,519
6008008 OPEB - HEALTH INSURANCE	1,350,190	0	0	0	0
6008009 RETIREE HEALTH INSURANCE	89,749	93,786	15,904	98,048	98,048
6008010 DISABILITY INSURANCE	2,329	2,193	1,395	2,193	2,193
6008011 UNEMPLOYMENT INSURANCE	384	0	0	0	0
0000080 Employee Benefits Totals	1,904,597	567,540	283,201	660,079	660,079
Exp Total for Div 2701	5,764,634	4,187,097	1,697,371	4,521,992	4,521,942

REPORT:BP033

BROOME COUNTY GOVERNMENT
 REVENUE AND APPROPRIATION SUMMARY
 BY DEPARTMENT AND DIVISION

FUND 2050 WPNH Operating
 DEPT 27000000 Willow Point
 DIV 01

Account	2009 Actuals	2010 Budget	2010 YTD Actuals As of 08/31/10	2011 Budget Requested	2011 Budget Recommended
Total for Div 2701	18,412,500	20,240,048	11,383,849	19,463,569	19,463,619

WILLOW POINT NURSING HOME

Nursing

MISSION STATEMENT

To provide the highest quality of nursing care while recognizing the resident and his/her family are an integral component of the care process. To rehabilitate and maintain all residents at their highest practicable level of functioning in a therapeutic and safe environment.

DESCRIPTION

The Nursing Unit, headed by the Deputy Nursing Home Administrator for Health Services, provides leadership in resident care supervised by Clinical Care Coordinators (nurse managers). The professional nursing staff, in conjunction with the attending physician, develops and implements plans of care for each resident. Staff duties include administering medications, treatments, maintaining infection control, monitoring and documentation relating to the care of residents, and as mandated by state and federal regulations.

The Nursing unit employs Certified Nursing Assistants whose duties include observation and personal care of the residents. Nursing Assistants maintain daily records which provide the Nurse with necessary information about the progress of the residents. They are required to complete a state approved 100-hour course and obtain a passing grade on both an oral and written exam within 4 months of orientation. An additional mandatory 6 hours of in-service every six (6) months for Nursing Assistants is required.

The Hospice Unit provides specialized and individualized care to those residents with a terminal illness. The care, comfort and emotional support of both the resident and the family are reinforced.

All staff endeavors to enable the resident to live life in a manner desired and as possible, and to die with dignity.

In-Service Unit is responsible for the orientation and continued education program for all employees. Various community resources and consultations are used for presentation of programs.

The Alzheimer's/Dementia Unit provides specialized care to those residents with dementia who are experiencing memory loss, impairment of functional abilities and other cognitive skills. The goal is to maintain each resident at his or her highest practicable level of functioning for the longest period of time possible.

Infection Control Unit monitors all departments for infection control compliance. The department provides an ongoing employee health program, administers the resident and staff flu vaccine, administers resident pneumococcal vaccine, and administers the resident, staff, and volunteer Mantoux testing program. The department also reviews the Occupational Exposure Control Program and monitors compliance, oversees the administration of Hepatitis B vaccination program and assists with employee education regarding Infection Control issues, while maintaining documentation compliance.

The Subacute/Short-Term Rehabilitation Unit is intended to address residents acutely impacted by a clinical event. Whether the need for services is for extensive nursing services or for rehabilitation services proved by physical, occupational, or speech language, clinical staff, comprehensive care to ensure a positive outcome is provided to all participants. It is our express ambition to manage this unit in accordance with these guidelines to ensure that every resident of the Subacute Unit receives full attention and support throughout his or her recovery period.

2011 OBJECTIVES

- Implementation and ongoing utilization of the revised quality measure/quality indicator program
- Strive for a deficiency free survey.
- Contain costs within our department.
- Standardize and implement documentation protocols.
- Learn the MDS 3.0 and RugsIV.

2011 BUDGET HIGHLIGHTS

- Implementation of the “Evercare Program”
- Implementation of “The Resource Care Tracker Program”
- Implementation of the “Secure Care Wander System”

27 060104 WILLOW POINT NURSING HOME/Nursing
 060204
 060304

<u>Title of Position</u>	<u>Grade/Unit</u>	<u>2009 Actuals</u>	<u>As of 9/1/2010 Current Authorized</u>	<u>2011 Requested</u>	<u>2011 Recommended</u>
--------------------------	-------------------	-------------------------	--	---------------------------	-----------------------------

FULL TIME

Deputy NH Administrator-for Health Services	F Admin	1	1	1	1
MDS Coordinator	18 BAPA	0	1	1	1
Associate Director of Clinical Care	20 BAPA	1	1	1	1
Clinical Care Coordinator II / I	18/17 BAPA	7	7	7	7
Supervising Nurse II / I	16/15 BAPA	4	3	3	3
Senior RPN	16 CSEA	1	1	1	1
Charge Nurse RPN/Sr LPN	15/11 CSEA	21	23	23	23
Senior LPN	11 CSEA	2			
Registered Professional Nurse	14 CSEA	6			
RPN (WPNH)/LPN	14/10 CSEA	11	45	43	43
Licensed Practical Nurse	10 CSEA	28			
Program Assistant	10 CSEA	1	1	1	1
Stores Clerk	10 CSEA	2	2	1	1
Keyboard Specialist	8 CSEA	1	1	1	1
Senior Clerk	8 CSEA	1	1	1	1
Rehabilitation Aide	7 CSEA	4	0	0	0
Certified Nursing Assistant/Nursing Assistant Trainee	6 CSEA	140	140	130	130
Clerk	6 CSEA	<u>7</u>	<u>7</u>	<u>7</u>	<u>7</u>
Total Full-Time Positions		238	234	221	221

PART TIME

Supervising Nurse I / II	16 BAPA	2	2	2	2
Registered Professional Nurse(NH)	14 CSEA	3			
RPN (WPNH)/LPN	14/10 CSEA	11	22	21	21
Licensed Practical Nurse	10 CSEA	8			
Certified Nursing Assistant/Nursing Assistant Trainee	6 CSEA	<u>81</u>	<u>64</u>	<u>55</u>	<u>55</u>
Total Part-Time Positions		105	88	78	78
TOTAL POSITIONS		343	322	299	299

REPORT:BP033

BROOME COUNTY GOVERNMENT
 REVENUE AND APPROPRIATION SUMMARY
 BY DEPARTMENT AND DIVISION

FUND 2050 WPNH Operating
 DEPT 27000000 Willow Point
 DIV 06

Account	2009 Actuals	2010 Budget	2010 YTD Actuals As of 08/31/10	2011 Budget Requested	2011 Budget Recommended
0000007 Misc Interfund Revenues					
5000530 REFUNDS OF PRIOR YEARS EXPENDI	10,387	0	961	0	0
5000531 GIFTS AND DONATIONS	7	0	0	0	0
0000007 Misc Interfund Revenues Totals	10,394	0	961	0	0
0000008 State Aid					
5000808 OTHER STATE AID	30,899	4,000	2,200	4,000	4,000
0000008 State Aid Totals	30,899	4,000	2,200	4,000	4,000
Rev Total for Div 2706	41,293	4,000	3,161	4,000	4,000
0000010 Personal Service					
6001000 SALARIES FULL-TIME	7,023,004	7,776,935	3,657,884	7,304,023	7,304,023
6001001 SALARIES PART-TIME	1,199,567	1,328,133	677,118	1,144,512	1,144,512
6001002 SALARIES TEMPORARY	51,667	0	34,735	0	0
6001003 SALARIES OVERTIME	851,645	235,541	577,982	13,976	13,976
6001004 SALARIES SHIFT DIFFERENTIAL	0	39,463	0	0	0
6001008 STAND-BY PAY	8,989	17,220	6,678	12,740	12,740
6001009 OTHER PERSONNEL SERVICES	46,844	53,800	48,307	52,800	52,800
6001012 HOLIDAY OVERTIME PAY	0	74,475	23,126	72,980	72,980
6001968 RETIREMENT INCENTIVE	160,000	0	-32,000	0	0
0000010 Personal Service Totals	9,341,716	9,525,567	4,993,830	8,601,031	8,601,031
0000020 Equipment and Capital Outlay					
6002503 COMPUTER EQUIPMENT	0	800	5,281	0	0
6002505 HOSPITAL MEDICAL AND LAB EQUIP	0	25,455	32,540	14,248	14,248
6002703 OTHER INSTITUTIONAL EQUIPMENT	0	4,000	0	4,000	4,000
0000020 Equipment and Capital Outlay Totals	0	30,255	37,821	18,248	18,248
0000040 Contractual Expenditures					
6004010 BOOKS AND SUBSCRIPTIONS	583	1,500	774	305	305
6004012 OFFICE SUPPLIES	3,899	4,000	1,617	3,500	3,500
6004041 PHOTOGRAPHIC SUPPLIES	209	0	0	0	0

REPORT:BP033

BROOME COUNTY GOVERNMENT
 REVENUE AND APPROPRIATION SUMMARY
 BY DEPARTMENT AND DIVISION

FUND 2050 WPNH Operating
 DEPT 27000000 Willow Point
 DIV 06

Account	2009 Actuals	2010 Budget	2010 YTD Actuals As of 08/31/10	2011 Budget Requested	2011 Budget Recommended
6004045 TRAINING AND EDUCATIONAL SUPPL	300	2,088	781	1,337	1,337
6004048 MISC OPERATIONAL SUPPLIES	12,580	13,030	1,479	10,932	10,932
6004055 COMPUTER SOFTWARE AND SUPPLIES	1,457	1,950	1,545	3,395	3,395
6004062 MEDICAL LAB & CLINIC SUPPLIES	301,746	353,802	154,273	339,217	339,217
6004100 POSTAGE AND FREIGHT	119	275	53	665	665
6004106 GENERAL OFFICE EXPENSES	11,010	52,120	17,585	32,350	32,350
6004123 MEDICAL HOSPITAL AND LAB EXPEN	14,269	6,200	1,462	8,600	8,600
6004143 TRANSPORTATION SERVICES	1,268	3,800	0	1,500	1,500
6004161 TRAVEL HOTEL AND MEALS	2,293	1,200	87	1,000	1,000
6004162 EDUCATION AND TRAINING	3,065	3,000	3,432	3,000	3,000
6004168 OTHER PERSONAL EXPENSES	4,240	4,000	1,420	4,000	4,000
6004169 DAY TRIP MEAL REIMBURSEMENT	61	50	0	50	50
6004191 OUTSIDE RENTALS-MACHINERY	23,014	39,500	11,749	30,540	30,540
6004196 COPYING MACHINE RENTALS	7,596	9,684	5,649	9,684	9,684
6004594 LOSS ON DISPOSITION OF ASSETS	3,537	0	0	0	0
0000040 Contractual Expenditures Totals	391,246	496,199	201,906	450,075	450,075
0000070 Interest on Indebtedness					
6007005 INTEREST ON CAPITAL LEASE	348	0	0	0	0
0000070 Interest on Indebtedness Totals	348	0	0	0	0
0000080 Employee Benefits					
6008001 STATE RETIREMENT	657,693	1,061,411	480,085	1,547,959	1,547,959
6008002 SOCIAL SECURITY	682,420	731,728	363,867	657,893	657,893
6008004 WORKERS COMPENSATION	395,569	401,896	204,993	401,958	401,958
6008006 LIFE INSURANCE	5,054	5,776	3,190	5,396	5,396
6008007 HEALTH INSURANCE	2,151,522	2,804,892	1,405,399	2,849,296	2,849,296
6008009 RETIREE HEALTH INSURANCE	809,505	817,267	162,029	1,065,403	1,065,403
6008010 DISABILITY INSURANCE	32,971	37,152	19,674	34,830	34,830
6008011 UNEMPLOYMENT INSURANCE	59,708	0	0	0	0
0000080 Employee Benefits Totals	4,794,442	5,860,122	2,639,237	6,562,735	6,562,735
Exp Total for Div 2706	14,527,752	15,912,143	7,872,794	15,632,089	15,632,089
Total for Div 2706	-14,486,459	-15,908,143	-7,869,633	-15,628,089	-15,628,089

WILLOW POINT NURSING HOME**Dietary****MISSION STATEMENT**

The Dietary Division provides food service that meets the daily nutritional needs of residents and ensures that special dietary needs are recognized. Food is served in a manner that is nutritious, appetizing, visually pleasing and of sufficient variety to ensure resident satisfaction and maintain acceptable parameters of nutritional status. Consideration is given to food habits, preferences, ethnic groups, activities and holidays.

DESCRIPTION

Under the direction of the Central Foods and Nutrition Services, the dietary division provides the food and beverage for the residents of the facility. Hot food is ordered from the Central Food Nutrition Facility while all cold food is prepared onsite. A liberalized diet is utilized for those residents with stable medical conditions as recommended by the American Dietetic Association. Diet adjustments are made for those residents requiring further restrictions due to specific disease states.

2011 OBJECTIVES

- Continue to develop and provide staff education to improve cost control measures and provide quality nutritional services.
- Continue to maintain sanitation standards and temperature controls by adhering to existing quality assurance standards.
- Develop strategies for empowering employees in order to encourage responsibility, improve productivity, and ultimately improve overall organizational performance.

2011 BUDGET HIGHLIGHTS

- Provide quality nutritional services to meet the specialized needs of the resident population within budget guidelines.

27 050104 WILLOW POINT NURSING HOME/Dietary

<u>Title of Position</u>	<u>Grade/Unit</u>	<u>2009 Actuals</u>	<u>As of 9/1/2010 Current Authorized</u>	<u>2011 Requested</u>	<u>2011 Recommended</u>
FULL TIME					
Food Service Manager	14 BAPA	1	1	1	1
Dietetic Technician	11 CSEA	4	4	4	4
Assistant Food Service Manager	10 CSEA	1	1	1	1
Stores Clerk	10 CSEA	1	1	1	1
Senior Food Service Helper	9 CSEA	4	4	4	4
Clerk	6 CSEA	1	1	1	1
Food Service Helper	5 CSEA	<u>15</u>	<u>15</u>	<u>13</u>	<u>13</u>
Total Full-Time Positions		27	27	25	25
PART TIME					
Food Service Helper	5 CSEA	<u>23</u>	<u>23</u>	<u>21</u>	<u>21</u>
Total Part-Time Positions		23	23	21	21
TOTAL POSITIONS		50	50	46	46

REPORT:BP033

BROOME COUNTY GOVERNMENT
REVENUE AND APPROPRIATION SUMMARY
BY DEPARTMENT AND DIVISION

FUND 2050 WPNH Operating
DEPT 27000000 Willow Point
DIV 05

Account	2009 Actuals	2010 Budget	2010 YTD Actuals As of 08/31/10	2011 Budget Requested	2011 Budget Recommended
0000002 Departmental Income					
5000427 CAFETERIA FEES	1,335	650	630	1,122	1,122
0000002 Departmental Income Totals	1,335	650	630	1,122	1,122
0000007 Misc Interfund Revenues					
5000530 REFUNDS OF PRIOR YEARS EXPENDI	498	0	0	0	0
0000007 Misc Interfund Revenues Totals	498	0	0	0	0
Rev Total for Div 2705	1,833	650	630	1,122	1,122
0000010 Personal Service					
6001000 SALARIES FULL-TIME	781,801	822,012	418,122	762,610	762,610
6001001 SALARIES PART-TIME	250,041	244,416	171,176	223,197	223,197
6001002 SALARIES TEMPORARY	57,102	0	0	0	0
6001003 SALARIES OVERTIME	27,731	28,977	5,303	28,939	28,939
6001004 SALARIES SHIFT DIFFERENTIAL	0	5,256	0	5,256	5,256
6001009 OTHER PERSONNEL SERVICES	6,317	6,600	6,500	5,800	5,800
6001012 HOLIDAY OVERTIME PAY	0	12,762	2,871	12,762	12,762
0000010 Personal Service Totals	1,122,992	1,120,023	603,972	1,038,564	1,038,564
0000020 Equipment and Capital Outlay					
6002700 KITCHEN AND DINING ROOM EQUIPM	0	8,400	8,029	8,200	8,200
0000020 Equipment and Capital Outlay Totals	0	8,400	8,029	8,200	8,200
0000040 Contractual Expenditures					
6004012 OFFICE SUPPLIES	2,131	2,200	1,655	2,520	2,520
6004030 FOOD AND BEVERAGES	854	1,000	580	200	200
6004031 KITCHEN AND DINING ROOM SUPPLI	3,638	10,750	2,378	9,350	9,350
6004045 TRAINING AND EDUCATIONAL SUPPL	0	100	0	100	100
6004054 SAFETY SUPPLIES	3,617	5,500	3,226	4,500	4,500
6004055 COMPUTER SOFTWARE AND SUPPLIES	1,564	1,900	1,720	1,710	1,710
6004106 GENERAL OFFICE EXPENSES	870	950	926	1,000	1,000
6004120 KITCHEN & DINING ROOM EXPENSES	1,053	0	0	0	0

REPORT:BP033

BROOME COUNTY GOVERNMENT
 REVENUE AND APPROPRIATION SUMMARY
 BY DEPARTMENT AND DIVISION

FUND 2050 WPNH Operating
 DEPT 27000000 Willow Point
 DIV 05

Account	2009 Actuals	2010 Budget	2010 YTD Actuals As of 08/31/10	2011 Budget Requested	2011 Budget Recommended
6004162 EDUCATION AND TRAINING	494	1,000	248	900	900
6004196 COPYING MACHINE RENTALS	2,316	4,140	1,974	3,384	3,384
6004594 LOSS ON DISPOSITION OF ASSETS	649	0	0	0	0
0000040 Contractual Expenditures Totals	17,186	27,540	12,707	23,664	23,664
0000041 Chargeback Expenses					
6004625 FOOD SERVICE CHARGEBACKS	1,632,460	1,720,630	762,394	1,644,116	1,644,116
0000041 Chargeback Expenses Totals	1,632,460	1,720,630	762,394	1,644,116	1,644,116
0000070 Interest on Indebtedness					
6007005 INTEREST ON CAPITAL LEASE	233	0	0	0	0
0000070 Interest on Indebtedness Totals	233	0	0	0	0
0000080 Employee Benefits					
6008001 STATE RETIREMENT	71,239	130,985	53,684	196,477	196,477
6008002 SOCIAL SECURITY	82,001	90,275	44,034	83,498	83,498
6008004 WORKERS COMPENSATION	12,933	17,342	6,461	12,668	12,668
6008006 LIFE INSURANCE	667	950	456	665	665
6008007 HEALTH INSURANCE	245,920	301,660	164,434	273,290	273,290
6008009 RETIREE HEALTH INSURANCE	80,030	86,786	12,688	82,848	82,848
6008010 DISABILITY INSURANCE	4,477	4,773	2,929	4,386	4,386
6008011 UNEMPLOYMENT INSURANCE	26,616	0	0	0	0
0000080 Employee Benefits Totals	523,883	632,771	284,686	653,832	653,832
Exp Total for Div 2705	3,296,754	3,509,364	1,671,788	3,368,376	3,368,376
Total for Div 2705	-3,294,921	-3,508,714	-1,671,158	-3,367,254	-3,367,254

WILLOW POINT NURSING HOME**Cleanliness and Safety****MISSION STATEMENT**

The Housekeeping and Laundry Unit is responsible for maintaining a hygienically safe and sanitary environment for the residents of the facility.

The Maintenance Unit is responsible for providing general and preventive maintenance for the physical plant, equipment and grounds. The Unit also oversees the security of the facility.

DESCRIPTION

The Maintenance Unit has the responsibility of providing general and preventive maintenance for all equipment, buildings and grounds, which are the property of Broome County.

The Housekeeping Unit is charged with the responsibility of providing a safe, sanitary environment for the residents and staff of the facility. The duties include all the basic cleaning functions.

The Laundry Unit launders residents' clothing, facility draperies, and miscellaneous resident care items. Laundry also controls the contracted linen supply.

2011 OBJECTIVES

- Continue to improve the quality of housekeeping services and expand cost containment measures.

2011 BUDGET HIGHLIGHTS

- Continue routine replacement program for flooring, faucets and pipe repair and replacement, wall painting and patching, etc.

27 030204 WILLOW POINT NURSING HOME/Cleanliness & Safety
 030304
 030404

<u>Title of Position</u>	<u>Grade/Unit</u>	<u>2009 Actuals</u>	<u>As of 9/1/2010 Current Authorized</u>	<u>2011 Requested</u>	<u>2011 Recommended</u>
FULL TIME					
Housekeeping Supervisor	14 BAPA	1	1	1	1
Assistant Housekeeping Supervisor	11 CSEA	1	1	1	1
Maintenance Mechanic	10 CSEA	4	4	4	4
Custodial Worker	6 CSEA	27	27	26	26
Laundry Worker	6 CSEA	5	5	3	3
Clerk	6 CSEA	<u>1</u>	<u>1</u>	<u>1</u>	<u>1</u>
Total Full-Time Positions		39	39	36	36
PART TIME					
Custodial Worker	6 CSEA	6	6	6	6
Laundry Worker	6 CSEA	<u>1</u>	<u>1</u>	<u>1</u>	<u>1</u>
Total Part-Time Positions		7	7	7	7
TOTAL POSITIONS		46	46	43	43

REPORT:BP033

BROOME COUNTY GOVERNMENT
REVENUE AND APPROPRIATION SUMMARY
BY DEPARTMENT AND DIVISION

FUND 2050 WPNH Operating
DEPT 27000000 Willow Point
DIV 03

Account	2009 Actuals	2010 Budget	2010 YTD Actuals As of 08/31/10	2011 Budget Requested	2011 Budget Recommended
0000003 Use of Money					
5000470 VENDING MACHINE	77	0	15	0	0
0000003 Use of Money Totals	77	0	15	0	0
0000006 Sale of Prop and Comp for Loss					
5000510 SALE OF SCRAP & EXCESS MATERIA	438	0	806	623	623
0000006 Sale of Prop and Comp for Loss Totals	438	0	806	623	623
0000007 Misc Interfund Revenues					
5000530 REFUNDS OF PRIOR YEARS EXPENDI	0	0	200	0	0
5000534 TRANSFER FROM INSURANCE RESERV	20,355	0	0	0	0
0000007 Misc Interfund Revenues Totals	20,355	0	200	0	0
Rev Total for Div 2703	20,870	0	1,021	623	623
0000010 Personal Service					
6001000 SALARIES FULL-TIME	1,068,279	1,122,641	551,681	1,041,992	1,041,992
6001001 SALARIES PART-TIME	88,830	77,138	57,674	77,582	77,582
6001002 SALARIES TEMPORARY	2,477	0	26	0	0
6001003 SALARIES OVERTIME	24,957	30,440	7,331	32,426	32,426
6001008 STAND-BY PAY	6,970	7,300	4,580	7,280	7,280
6001009 OTHER PERSONNEL SERVICES	7,308	7,500	7,000	7,100	7,100
6001012 HOLIDAY OVERTIME PAY	0	8,670	3,070	10,770	10,770
6001968 RETIREMENT INCENTIVE	16,000	0	0	0	0
0000010 Personal Service Totals	1,214,821	1,253,689	631,362	1,177,150	1,177,150
0000020 Equipment and Capital Outlay					
6002300 AUTOMOBILES	0	30,000	0	0	0
6002601 DPW BUILDING MAINTENANCE EQUIP	0	3,000	0	0	0
6002603 DPW BUILDING AND GROUNDS EQUIP	0	4,500	0	0	0
6002604 BUILDING AND GROUNDS EQUIPMENT	0	0	297	0	0
6002700 KITCHEN AND DINING ROOM EQUIPM	0	12,500	10,339	8,750	8,750
6002701 LAUNDRY AND CLEANING EQUIPMENT	0	8,000	8,025	11,000	11,000

BROOME COUNTY GOVERNMENT
 REVENUE AND APPROPRIATION SUMMARY
 BY DEPARTMENT AND DIVISION

FUND 2050 WPNH Operating
 DEPT 27000000 Willow Point
 DIV 03

Account	2009 Actuals	2010 Budget	2010 YTD Actuals As of 08/31/10	2011 Budget Requested	2011 Budget Recommended
6002704 PHOTOGRAPHIC EQUIPMENT	0	3,000	0	0	0
0000020 Equipment and Capital Outlay Totals	0	61,000	18,661	19,750	19,750
0000040 Contractual Expenditures					
6004012 OFFICE SUPPLIES	715	750	293	450	450
6004021 BLDG MAINTENANCE SUPPLIES	33,563	63,500	16,793	48,500	48,500
6004022 FUEL AND HEATING SUPPLIES	191,945	234,360	109,794	210,000	210,000
6004023 BLDG AND GROUNDS SUPPLIES	56,451	56,000	25,573	55,750	55,750
6004032 HSLD LAUNDRY & CLEANING SUPPLI	34,888	46,397	16,544	44,500	44,500
6004040 MOTOR EQUIPMENT SUPPLIES	0	0	151	0	0
6004041 PHOTOGRAPHIC SUPPLIES	0	50	0	25	25
6004045 TRAINING AND EDUCATIONAL SUPPL	0	0	180	0	0
6004048 MISC OPERATIONAL SUPPLIES	10,627	9,700	9,017	8,000	8,000
6004054 SAFETY SUPPLIES	436	2,320	1,619	2,090	2,090
6004055 COMPUTER SOFTWARE AND SUPPLIES	38	200	0	0	0
6004060 NURSING SUPPLIES	59,322	60,000	28,026	50,000	50,000
6004061 ENVIRONMENTAL HEALTH SUPPLIES	200,307	200,500	95,011	185,500	185,500
6004062 MEDICAL LAB & CLINIC SUPPLIES	0	20,000	12,180	24,000	24,000
6004100 POSTAGE AND FREIGHT	5	0	0	0	0
6004106 GENERAL OFFICE EXPENSES	39	0	39	150	150
6004112 BLDG GROUNDS AND EQUIP REPAIR	35,966	48,600	19,497	43,850	43,850
6004113 WATER AND SEWAGE CHARGES	57,528	75,000	42,794	62,500	62,500
6004115 ELECTRIC CURRENT	277,401	276,680	162,371	279,250	279,250
6004116 TAXES	3,071	3,150	3,454	3,150	3,150
6004117 BUILDING AND GROUNDS EXPENSES	73,577	82,110	34,384	78,210	78,210
6004121 LAUNDRY AND DRY CLEANING EXPEN	218,996	193,063	127,816	195,000	195,000
6004123 MEDICAL HOSPITAL AND LAB EXPEN	15,110	15,000	2,972	12,500	12,500
6004138 OTHER OPERATIONAL EXPENSES	139	2,000	109	500	500
6004191 OUTSIDE RENTALS-MACHINERY	1,267	150	657	50	50
6004196 COPYING MACHINE RENTALS	583	1,584	816	1,398	1,398
6004594 LOSS ON DISPOSITION OF ASSETS	9,775	0	0	0	0
0000040 Contractual Expenditures Totals	1,281,749	1,391,114	710,090	1,305,373	1,305,373
0000041 Chargeback Expenses					
6004601 INDIRECT COSTS	530,620	0	0	0	0
6004614 OTHER CHARGEBACK EXPENSES	0	3,000	0	0	0
6004615 GASOLINE CHARGEBACK	2,000	3,121	1,596	0	0
6004616 FLEET SERVICE CHARGEBACK	11,197	11,045	11,045	9,234	9,234
6004619 BUILDING SERVICE CHARGEBACK	0	144,531	0	0	0
6004626 TRANSPORTATION SERVICES CHARGE	7,907	5,211	5,211	0	0

REPORT:BP033

BROOME COUNTY GOVERNMENT
REVENUE AND APPROPRIATION SUMMARY
BY DEPARTMENT AND DIVISION

FUND 2050 WPNH Operating
DEPT 27000000 Willow Point
DIV 03

Account	2009 Actuals	2010 Budget	2010 YTD Actuals As of 08/31/10	2011 Budget Requested	2011 Budget Recommended
0000041 Chargeback Expenses Totals	551,724	166,908	17,852	9,234	9,234
0000080 Employee Benefits					
6008001 STATE RETIREMENT	84,425	140,007	62,420	211,886	211,886
6008002 SOCIAL SECURITY	82,272	96,514	45,083	90,049	90,049
6008004 WORKERS COMPENSATION	33,475	37,108	16,961	33,259	33,259
6008006 LIFE INSURANCE	727	874	484	722	722
6008007 HEALTH INSURANCE	328,350	381,599	216,359	383,624	383,624
6008009 RETIREE HEALTH INSURANCE	179,009	196,341	29,289	195,546	195,546
6008010 DISABILITY INSURANCE	4,890	5,289	3,013	4,773	4,773
6008011 UNEMPLOYMENT INSURANCE	13,249	0	0	0	0
0000080 Employee Benefits Totals	726,397	857,732	373,609	919,859	919,859
Exp Total for Div 2703	3,774,691	3,730,443	1,751,574	3,431,366	3,431,366
Total for Div 2703	-3,753,821	-3,730,443	-1,750,553	-3,430,743	-3,430,743

WILLOW POINT NURSING HOME

Social Programs

MISSION STATEMENT

The Social Services and Recreation Departments will continue to meet the social, emotional, personal, and recreational needs of residents from point of entry to the time of discharge.

DESCRIPTION

The responsibility of the Social Services Unit is to work with residents, family members, friends, and staff members in order to meet adjustment needs. Staff members are charged with identifying personal and social needs, psychosocial need, and arranging for services to meet these needs. In addition, Social Service staff conducts in-service training for nursing facility staff, and develops and leads support groups for residents and family members.

The **Recreation Unit** provides an ongoing program of activities designed to meet the interests and the physical, mental and psychosocial well-being of each resident. These programs for residents include large and small groups and 1:1 activities incorporating all ages, interests and abilities.

2011 OBJECTIVES

- Continue the provision of social work services.
- Continually educate the public regarding the services provided at Willow Point Nursing Home and serve as public relations representatives to the community.
- Work with our Admissions personnel to develop a marketing strategy to increase community awareness of Willow Point Nursing Home services.
- Enhance recreation programming to increase the quantity and quality of 1:1 and independent activities for bedridden and room-bound residents. Increase the quality of assessment and care planning for activity interventions and appropriate follow through by interdisciplinary team. Participate in the interdisciplinary approach to total management of residents, especially those who are in need of increased stimuli and are at risk for falls, elopement and for having behavioral issues or psychosocial needs.

2011 BUDGET HIGHLIGHTS

- Continued development of facility social work programs/groups for residents, families, and staff by the Social Work Department.

27 070104 WILLOW POINT NURSING HOME/Social Programs
070304

<u>Title of Position</u>	<u>Grade/Unit</u>	<u>2009 Actuals</u>	<u>As of 9/1/2010 Current Authorized</u>	<u>2011 Requested</u>	<u>2011 Recommended</u>
FULL TIME					
Director of NH Social Services (40)	21 BAPA	1	1	1	1
Director Therapeutic Recreational Services	15 BAPA	1	1	1	1
Social Work Assistant	14 CSEA	6	5	4	4
Assistant Director of Activities	9 CSEA	1	1	1	1
Leisure Time Activities Leader	7 CSEA	<u>6</u>	<u>6</u>	<u>6</u>	<u>6</u>
Total Full-Time Positions		15	14	13	13
PART TIME					
Social Work Assistant	14 CSEA	1	1	1	1
Leisure Time Activities Leader	7 CSEA	1	1	0	0
Clerk	6 CSEA	2	2	2	2
Unit Aide	NA	<u>7</u>	<u>7</u>	<u>7</u>	<u>7</u>
Total Part-Time Positions		11	11	10	10
TOTAL POSITIONS		26	25	23	23

REPORT:BP033

BROOME COUNTY GOVERNMENT
 REVENUE AND APPROPRIATION SUMMARY
 BY DEPARTMENT AND DIVISION

FUND 2050 WPNH Operating
 DEPT 27000000 Willow Point
 DIV 07

Account	2009 Actuals	2010 Budget	2010 YTD Actuals As of 08/31/10	2011 Budget Requested	2011 Budget Recommended
0000002 Departmental Income					
5000109 CABLE TV	10,910	8,000	7,010	11,510	11,510
0000002 Departmental Income Totals	10,910	8,000	7,010	11,510	11,510
Rev Total for Div 2707	10,910	8,000	7,010	11,510	11,510
0000010 Personal Service					
6001000 SALARIES FULL-TIME	540,834	525,258	276,412	474,253	474,253
6001001 SALARIES PART-TIME	116,446	109,380	67,349	68,092	68,092
6001002 SALARIES TEMPORARY	49,381	49,670	16,889	49,243	49,243
6001003 SALARIES OVERTIME	5,312	5,499	1,549	0	0
6001009 OTHER PERSONNEL SERVICES	158	350	0	0	0
6001012 HOLIDAY OVERTIME PAY	0	0	408	0	0
0000010 Personal Service Totals	712,131	690,157	362,607	591,588	591,588
0000020 Equipment and Capital Outlay					
6002401 OFFICE FURNITURE	0	289	0	0	0
6002504 SOFTWARE	0	0	55	0	0
0000020 Equipment and Capital Outlay Totals	0	289	55	0	0
0000040 Contractual Expenditures					
6004010 BOOKS AND SUBSCRIPTIONS	109	400	200	175	175
6004012 OFFICE SUPPLIES	920	1,200	449	950	950
6004030 FOOD AND BEVERAGES	1,116	1,635	866	1,300	1,300
6004041 PHOTOGRAPHIC SUPPLIES	31	0	0	0	0
6004053 RECREATIONAL AND ACTIVITY SUPP	2,421	3,000	1,294	1,900	1,900
6004055 COMPUTER SOFTWARE AND SUPPLIES	188	700	175	275	275
6004100 POSTAGE AND FREIGHT	10	0	3	0	0
6004105 DUES AND MEMBERSHIPS	326	490	371	245	245
6004125 RELIGIOUS EXPENSES	3,000	3,000	2,000	3,000	3,000
6004126 RECREATIONAL AND ACTIVITY EXPE	15,056	16,267	10,554	17,042	17,042
6004131 PHOTOGRAPHIC EXPENSES	23	150	25	100	100
6004138 OTHER OPERATIONAL EXPENSES	396	450	0	510	510
6004143 TRANSPORTATION SERVICES	954	1,000	389	1,000	1,000
6004160 MILEAGE AND PARKING-LOCAL	0	50	0	0	0

REPORT:BP033

BROOME COUNTY GOVERNMENT
REVENUE AND APPROPRIATION SUMMARY
BY DEPARTMENT AND DIVISION

FUND 2050 WPNH Operating
DEPT 27000000 Willow Point
DIV 07

Account	2009 Actuals	2010 Budget	2010 YTD Actuals As of 08/31/10	2011 Budget Requested	2011 Budget Recommended
6004161 TRAVEL HOTEL AND MEALS	0	300	0	200	200
6004162 EDUCATION AND TRAINING	1,675	1,950	295	1,625	1,625
6004169 DAY TRIP MEAL REIMBURSEMENT	8	0	0	0	0
6004191 OUTSIDE RENTALS-MACHINERY	62	50	23	50	50
6004573 OTHER FEES FOR SERVICES	4,440	5,000	2,567	5,000	5,000
6004594 LOSS ON DISPOSITION OF ASSETS	238	0	0	0	0
0000040 Contractual Expenditures Totals	30,973	35,642	19,211	33,372	33,372
0000041 Chargeback Expenses					
6004625 FOOD SERVICE CHARGEBACKS	28	75	7	50	50
0000041 Chargeback Expenses Totals	28	75	7	50	50
0000080 Employee Benefits					
6008001 STATE RETIREMENT	45,720	65,720	32,596	106,486	106,486
6008002 SOCIAL SECURITY	49,528	52,974	26,210	45,253	45,253
6008004 WORKERS COMPENSATION	7,038	6,792	3,823	7,496	7,496
6008006 LIFE INSURANCE	342	608	214	380	380
6008007 HEALTH INSURANCE	143,284	158,443	87,721	146,422	146,422
6008009 RETIREE HEALTH INSURANCE	60,906	70,027	10,931	72,004	72,004
6008010 DISABILITY INSURANCE	2,031	2,064	1,220	2,322	2,322
6008011 UNEMPLOYMENT INSURANCE	6,514	0	0	0	0
0000080 Employee Benefits Totals	315,363	356,628	162,715	380,363	380,363
Exp Total for Div 2707	1,058,495	1,082,791	544,595	1,005,373	1,005,373
Total for Div 2707	-1,047,585	-1,074,791	-537,585	-993,863	-993,863

WILLOW POINT NURSING HOME

Ancillaries

MISSION STATEMENT

Ancillary Programs provide an array of required rehabilitation services designed to assist residents in maintaining optimal levels of activities of daily living.

DESCRIPTION

The **Physical Therapy** Unit provides evaluations and treatments that are designed to restore and maintain the physical functions that have been lost or impaired, such as the ability to walk or stand. Techniques used include gait and balance training, manual skills and therapeutic exercise.

The **Occupational Therapy** Unit provides treatment and training programs that are designed to restore and maintain the resident's ability to function independently. These abilities include activities of daily living, eye-hand coordination, strength and tolerance, and range of motion. Treatments include the use of assistive and adaptive devices, orthotic and prosthetic devices, positioning, sensory stimulation, reality orientation, exercises, and therapeutic activities.

The **Speech and Hearing** Unit offers evaluations of hearing, hearing aids, speech, language, voice and rhythm disorders. Therapy may be recommended to improve communication of speech and language or to provide an alternative means of communication. In-services are provided by a licensed audiologist or licensed speech-language pathologist.

The facility contracts with a consultant Pharmacist for a policy review, resident drug review, survey of stock drugs, and handling of controlled drugs. A pharmacy provides all the necessary medications for each resident on a unit dose basis.

A part-time **Dentist** is under contract to provide dental care to the residents and in-service to the staff. A full dental office is maintained at Willow Point.

2011 OBJECTIVES

- Continue to proactively address the needs of the resident population to post maximum functional recovery and optimal reimbursement under Medicare and Medicaid.
- Operate efficiently within budget allowance to meet equipment needs as well as to identify systems that lead to equipment loss.

2011 BUDGET HIGHLIGHTS

- Continuing the development of rehabilitation services to meet the needs of the changing resident population.

27 020304 WILLOW POINT NURSING HOME/Ancillaries
020504

<u>Title of Position</u>	<u>Grade/Unit</u>	<u>2009 Actuals</u>	<u>As of 9/1/2010 Current Authorized</u>	<u>2011 Requested</u>	<u>2011 Recommended</u>
FULL TIME					
Director of Rehabilitation Services	28 BAPA	1	1	1	1
Physical Therapist	25 CSEA	1	1	1	1
Occupational Therapist	24 CSEA	1	1	1	1
Occupational Therapy Assistant (COTA)	16 CSEA	1	1	1	1
Physical Therapy Assistant	13 CSEA	3	4	4	4
Physical Therapy Aide	7 CSEA	<u>3</u>	<u>3</u>	<u>3</u>	<u>3</u>
Total Full-Time Positions		10	11	11	11
PART TIME					
Total Part-Time Positions		0	0	0	0
TOTAL POSITIONS		10	11	11	11

BROOME COUNTY GOVERNMENT
 REVENUE AND APPROPRIATION SUMMARY
 BY DEPARTMENT AND DIVISION

FUND 2050 WPNH Operating
 DEPT 27000000 Willow Point
 DIV 02

Account	2009 Actuals	2010 Budget	2010 YTD Actuals As of 08/31/10	2011 Budget Requested	2011 Budget Recommended
0000007 Misc Interfund Revenues					
5000530 REFUNDS OF PRIOR YEARS EXPENDI	0	0	27	0	0
5000531 GIFTS AND DONATIONS	1	0	0	0	0
0000007 Misc Interfund Revenues Totals	1	0	27	0	0
Rev Total for Div 2702	1	0	27	0	0
0000010 Personal Service					
6001000 SALARIES FULL-TIME	420,087	508,878	247,978	507,455	507,455
6001002 SALARIES TEMPORARY	12,076	0	0	0	0
6001003 SALARIES OVERTIME	7,105	2,892	5,555	20,349	20,349
6001009 OTHER PERSONNEL SERVICES	1,650	1,400	1,917	2,000	2,000
6001012 HOLIDAY OVERTIME PAY	0	0	154	0	0
0000010 Personal Service Totals	440,918	513,170	255,604	529,804	529,804
0000020 Equipment and Capital Outlay					
6002505 HOSPITAL MEDICAL AND LAB EQUIP	0	31,975	31,997	17,025	17,025
0000020 Equipment and Capital Outlay Totals	0	31,975	31,997	17,025	17,025
0000040 Contractual Expenditures					
6004010 BOOKS AND SUBSCRIPTIONS	0	100	0	0	0
6004012 OFFICE SUPPLIES	324	500	112	420	420
6004055 COMPUTER SOFTWARE AND SUPPLIES	0	100	0	80	80
6004062 MEDICAL LAB & CLINIC SUPPLIES	55,584	141,821	31,514	50,515	50,515
6004064 UNIT DOSAGE SNF	485,786	545,000	233,699	490,000	490,000
6004100 POSTAGE AND FREIGHT	53	800	11	0	0
6004105 DUES AND MEMBERSHIPS	0	0	200	200	200
6004106 GENERAL OFFICE EXPENSES	502	470	2,982	3,133	3,133
6004123 MEDICAL HOSPITAL AND LAB EXPEN	2,605	4,600	1,264	600	600
6004137 ADVERTISING AND PROMOTION EXPE	25	0	0	0	0
6004162 EDUCATION AND TRAINING	0	1,500	0	1,400	1,400
6004169 DAY TRIP MEAL REIMBURSEMENT	0	100	0	0	0
6004191 OUTSIDE RENTALS-MACHINERY	32,442	15,000	10,512	18,000	18,000
6004402 LAB SERVICES	40,146	48,000	21,445	44,000	44,000
6004405 REHAB AND THERAPY SERVICES	171,261	77,500	40,835	73,800	73,800

BROOME COUNTY GOVERNMENT
REVENUE AND APPROPRIATION SUMMARY
BY DEPARTMENT AND DIVISION

REPORT:BP033

FUND 2050 WPNH Operating
DEPT 27000000 Willow Point
DIV 02

Account	2009	2010	2010	2011	2011
	Actuals	Budget	YTD Actuals As of 08/31/10	Budget Requested	Budget Recommended
6004411 PHYSICIAN SERVICES	63,192	65,200	42,128	65,200	65,200
6004413 OTHER HEALTH AND MEDICAL SERVI	2,360	7,500	929	4,000	4,000
6004573 OTHER FEES FOR SERVICES	57,946	80,891	23,409	59,750	59,750
6004594 LOSS ON DISPOSITION OF ASSETS	1,233	0	0	0	0
0000040 Contractual Expenditures Totals	913,459	989,082	409,040	811,098	811,098
0000041 Chargeback Expenses					
6004625 FOOD SERVICE CHARGEBACKS	68	0	0	0	0
0000041 Chargeback Expenses Totals	68	0	0	0	0
0000080 Employee Benefits					
6008001 STATE RETIREMENT	31,771	56,891	25,508	95,364	95,364
6008002 SOCIAL SECURITY	29,197	38,937	18,123	40,530	40,530
6008004 WORKERS COMPENSATION	3,442	2,280	1,923	3,770	3,770
6008006 LIFE INSURANCE	173	209	123	209	209
6008007 HEALTH INSURANCE	99,306	136,097	72,911	151,300	151,300
6008009 RETIREE HEALTH INSURANCE	59,386	69,001	9,410	62,691	62,691
6008010 DISABILITY INSURANCE	1,048	1,290	705	1,290	1,290
0000080 Employee Benefits Totals	224,323	304,705	128,703	355,154	355,154
Exp Total for Div 2702	1,578,768	1,838,932	825,344	1,713,081	1,713,081
Total for Div 2702	-1,578,767	-1,838,932	-825,317	-1,713,081	-1,713,081

REPORT:BP033

BROOME COUNTY GOVERNMENT
 REVENUE AND APPROPRIATION SUMMARY
 BY DEPARTMENT AND DIVISION

FUND 2050 WPNH Operating
 DEPT 27000000 Willow Point
 DIV 04

Account	2009 Actuals	2010 Budget	2010 YTD Actuals As of 08/31/10	2011 Budget Requested	2011 Budget Recommended
0000007 Misc Interfund Revenues					
5000532 PREMIUM & ACCRUED INT ON OBLIG	9,096	0	0	0	0
0000007 Misc Interfund Revenues Totals	9,096	0	0	0	0
0000009 Federal Aid					
5000952 ARRA DEBT REIMBURSEMENT	0	0	0	12,014	12,014
0000009 Federal Aid Totals	0	0	0	12,014	12,014
Rev Total for Div 2704	9,096	0	0	12,014	12,014
0000040 Contractual Expenditures					
6004504 OTHER FINANCIAL SERVICES	0	0	0	1,484	1,484
0000040 Contractual Expenditures Totals	0	0	0	1,484	1,484
0000060 Principal on Indebtedness					
6006000 PRINCIPAL ON SERIAL BONDS	0	141,294	0	219,645	219,645
6006001 PRINCIPAL ON BANS	0	226,786	0	0	0
0000060 Principal on Indebtedness Totals	0	368,080	0	219,645	219,645
0000070 Interest on Indebtedness					
6007000 INTEREST ON SERIAL BONDS	58,801	54,811	23,586	117,759	117,759
6007001 INTEREST ON BANS	36,661	34,840	10,017	0	0
0000070 Interest on Indebtedness Totals	95,462	89,651	33,603	117,759	117,759
Exp Total for Div 2704	95,462	457,731	33,603	338,888	338,888
Total for Div 2704	-86,366	-457,731	-33,603	-326,874	-326,874

REPORT:BP033

BROOME COUNTY GOVERNMENT
REVENUE AND APPROPRIATION SUMMARY
BY DEPARTMENT AND DIVISION

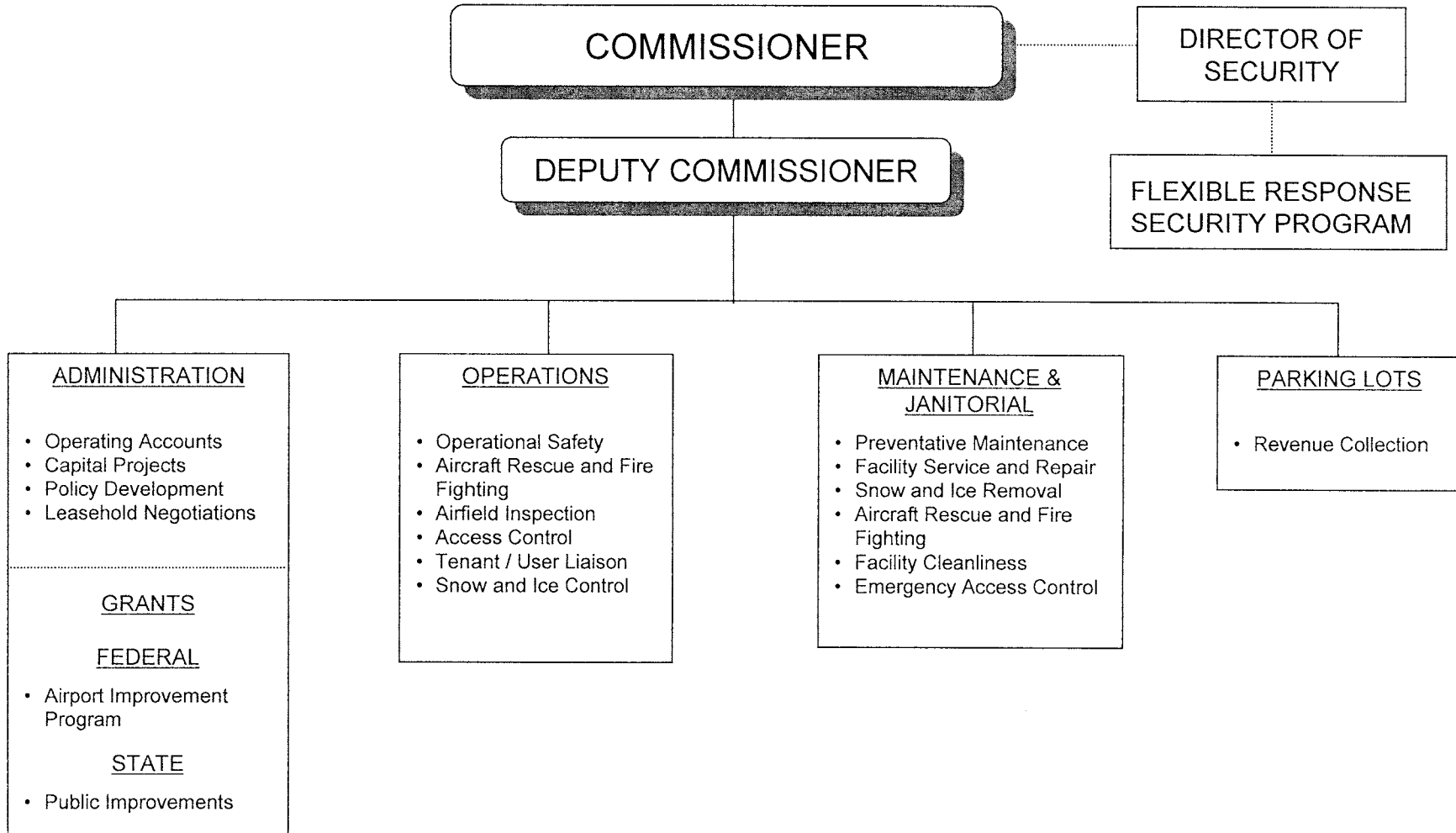
FUND 2050 WPNH Operating
DEPT 27000000 Willow Point
DIV 09

Account	2009 Actuals	2010 Budget	2010 YTD Actuals As of 08/31/10	2011 Budget Requested	2011 Budget Recommended
0000007 Misc Interfund Revenues					
5000567 IGT REVENUE	8,189,778	6,388,829	0	6,037,190	6,037,190
0000007 Misc Interfund Revenues Totals	8,189,778	6,388,829	0	6,037,190	6,037,190
 Rev Total for Div 2709	 8,189,778	 6,388,829	 0	 6,037,190	 6,037,190
 Total for Div 2709	 8,189,778	 6,388,829	 0	 6,037,190	 6,037,190
Total for Dept 27000000	2,354,359	110,123	-1,304,000	40,855	40,905

TRANSPORTATION

<u>DEPARTMENT/DIVISION</u>	<u>PAGE</u>
Aviation	278
Highways	
County Roads	285
Road Machinery	294
Public Transportation (Transit)	299

AVIATION



AVIATION

MISSION STATEMENT

To provide the citizens of Broome County and Greater Binghamton with safe, clean, and efficient travel facilities, to serve as an economic development resource to the region and to provide aviation related services responsive to the needs of our community.

DESCRIPTION

The operation of the airport is provided for in Article X of the Broome County Charter. The airport is regulated by the Federal Aviation Administration and the Transportation Security Administration under Title 14 of the code of Federal Regulations, as well as various other state and federal authorities involving safety, environmental, and funding concerns.

The Department maintains two intersecting runways, twelve taxiways, three aircraft aprons, and all required lighting/signage. The department also maintains; a 74,000 square foot passenger terminal, three large aircraft hangars, 15 T-hangars, a 7,500 square foot aircraft/rescue/fire-fighting facility, a 24,000 square foot maintenance building, and a 70,000 gallon fuel farm. Additionally the Department is responsible for the roadway serving the facility, water /sewer services, and a total of 900 parking spaces in the public, car rental, and employee parking lots.

Three (3) airlines (Delta Connection, United Express, and US Airways Express) currently provide service at the airport and their activities are complimented by FAA Air Traffic and Facilities Office, a Transportation Security Administration Office, a Civil Air Patrol office, three car rental agencies, a restaurant, ground transportation

services, National Weather Service Office, and Atlantic Aviation - a provider of general/business aviation services.

2011 OBJECTIVES

- To meet and maintain our high standards of providing a safe, secure and efficient air transportation facility;
- To complete the Runway 16-34 Runway Safety Area Improvement Project which will not only upgrade our safety area system but also extend the length of our primary runway;
- To expand the usefulness of the airport to the community by preparing designated airport property for aeronautical and non-aeronautical business development. We shall also aggressively pursue new airport tenants to ensure long term airport budget stability and affordable operating rates for the airport users;
- To maintain and build upon the current level of commercial air service and passenger traffic through air service/airport marketing campaigns to ensure that the services provided at our facility meet the needs of the community and promote the use of the Greater Binghamton Airport;
- To increase the economic competitiveness of our operation by implementing a natural resource utilization program to prepare operationally for the changes in the aviation industry that lie ahead.

2011 BUDGET HIGHLIGHTS

- Continued funding of appropriations for airport marketing and air service development activities;
- Implementation of a new Energy Savings Program designed to reduce our usage and therefore our utility expenses;
- In a cost savings measure, The United States Customs Office has been discontinued after the first quarter of 2011.

28010005 AVIATION

<u>Title of Position</u>	<u>Grade/Unit</u>	<u>2009 Actuals</u>	<u>As of 9/1/2010 Current Authorized</u>	<u>2011 Requested</u>	<u>2011 Recommended</u>
FULL TIME					
Commissioner of Aviation	H Admin	1	1	1	1
Deputy Commissioner of Aviation	E Admin	1	1	1	1
Airport Operations Supervisor	20 BAPA	1	1	1	1
Senior Accountant	18 BAPA	1	1	1	1
Airport Maintenance Supervisor	16 BAPA	1	1	1	1
Airport Parking Manager	9 BAPA	1	1	1	1
Airport Operations Specialist/Trainee	15/14 CSEA	6	5	5	5
Airport Equipment Mechanic	14 CSEA	1	1	1	1
Secretary (40)	13 CSEA	1	1	1	1
Airport Maintenance Mechanic	11 CSEA	4	5	5	5
Airport Custodial Worker	7 CSEA	<u>3</u>	<u>3</u>	<u>3</u>	<u>3</u>
Total Full-Time Positions		21	21	21	21
PART TIME					
Account Clerk	7 CSEA	1	1	1	1
Airport Parking Attendant	6 CSEA	<u>2</u>	<u>2</u>	<u>2</u>	<u>2</u>
Total Part-Time Positions		3	3	3	3
TOTAL POSITIONS		24	24	24	24

BROOME COUNTY GOVERNMENT
 REVENUE AND APPROPRIATION SUMMARY
 BY DEPARTMENT

FUND 2010 Aviation Operating
 DEPT 28000000 Aviation

Account	2009 Actuals	2010 Budget	2010 YTD Actuals As of 08/31/10	2011 Budget Requested	2011 Budget Recommended
0000002 Departmental Income					
5000126 FARES & FEES	148,926	155,840	111,733	36,902	36,902
5000129 RENTAL CAR CONCESSION FEES	474,860	445,000	313,160	405,000	405,000
5000130 RESTAURANT/LOUNGE CONCESSION F	48	2,060	0	0	0
5000132 GROUND TRANSPORT CONCESSION FE	12,450	12,200	7,700	0	0
5000133 ADVERTISING FEES	40,944	45,000	24,086	44,000	44,000
5000136 SPACE RENTAL-AIRLINES	928,531	928,537	619,024	956,893	956,893
5000137 SPACE RENTAL-OTHER	214,368	215,699	139,297	202,027	202,027
5000139 MISC TERMINAL AREA INCOME	4,378	4,380	3,284	4,380	4,380
5000140 LANDING FEES - SIGNATORY	260,511	276,575	156,973	276,540	276,540
5000141 LANDING FEES - NON-SIGNATORY	29,289	30,000	14,340	28,000	28,000
5000142 FUEL FLOWAGE FEE	30,647	25,000	14,050	32,000	32,000
5000144 HANGAR RENTAL	323,484	330,330	215,636	330,978	330,978
5000145 HANGAR TAX REIMBURSEMENT	70,181	76,200	20,695	80,000	80,000
5000146 AIRCRAFT T-HANGAR RENTAL	21,150	21,600	15,750	25,200	25,200
5000147 FREIGHT BLDG RENTAL	2,920	598	575	2,700	2,700
5000149 SERVICE CTR/STORAGE/WASH RACK	24,199	24,687	16,135	25,180	25,180
5000195 FACILITY RENTALS	4,920	4,920	3,280	4,920	4,920
5000196 GROUND RENTALS	25,990	26,000	17,330	26,520	26,520
5000197 PARKING OPER CONCESSIONS	758,248	765,000	548,954	924,000	924,000
5000201 MISC ADMIN AND OTHER INCOME	1,839	2,300	1,043	2,000	2,000
5000428 OTHER CHARGES	2,676	503,000	1,507	1,900	1,900
0000002 Departmental Income Total	3,380,559	3,894,926	2,244,552	3,409,140	3,409,140
0000003 Use of Money					
5000451 INTEREST AND EARNINGS	1,280	6,500	1,059	3,250	3,250
5000460 RENTAL OF REAL PROPERTY INDIVI	36,767	37,120	25,616	40,168	40,168
5000470 VENDING MACHINE	2,366	2,000	1,213	3,000	3,000
0000003 Use of Money Total	40,413	45,620	27,888	46,418	46,418
0000007 Misc Interfund Revenues					
5000530 REFUNDS OF PRIOR YEARS EXPENDI	308	0	523	0	0
5000532 PREMIUM & ACCRUED INT ON OBLIG	10,989	0	0	0	0
5000534 TRANSFER FROM INSURANCE RESERV	38,635	605	5,676	0	0
5000537 PASSENGER FACILITIES CHARGES	23,686	12,447	0	15,500	15,500
5000539 CONSOLIDATED FACILITIES CHARGE	21,061	21,061	0	27,172	27,172
5000570 EARNINGS ON TEMPORARY INVESTME	3,767	0	0	0	0
5000580 UNUSED CAPITAL FUND	0	0	0	244,028	244,028
0000007 Misc Interfund Revenues Total	98,446	34,113	6,199	286,700	286,700

REPORT:BP032

BROOME COUNTY GOVERNMENT
REVENUE AND APPROPRIATION SUMMARY
BY DEPARTMENT

FUND 2010 Aviation Operating
DEPT 28000000 Aviation

Account	2009 Actuals	2010 Budget	2010 YTD Actuals As of 08/31/10	2011 Budget Requested	2011 Budget Recommended
0000009 Federal Aid					
5000952 ARRA DEBT REIMBURSEMENT	0	0	0	30,423	30,423
0000009 Federal Aid Total	0	0	0	30,423	30,423
Rev Totals for Dept 28000000	3,519,418	3,974,659	2,278,639	3,772,681	3,772,681
0000010 Personal Service					
6001000 SALARIES FULL-TIME	963,281	961,490	494,888	956,303	956,303
6001001 SALARIES PART-TIME	64,715	66,169	39,397	66,282	66,282
6001002 SALARIES TEMPORARY	56,463	37,512	25,551	37,935	37,935
6001003 SALARIES OVERTIME	102,134	133,314	67,674	125,852	125,852
6001004 SALARIES SHIFT DIFFERENTIAL	6,546	6,600	4,020	6,600	6,600
6001008 STAND-BY PAY	13,248	21,330	10,008	13,744	13,744
6001011 DISCRETIONARY SALARY SAVINGS	0	-10,000	0	0	0
6001968 RETIREMENT INCENTIVE	32,000	0	0	0	0
0000010 Personal Service Totals	1,238,387	1,216,415	641,538	1,206,716	1,206,716
0000040 Contractual Expenditures					
6004002 MAT & SUPPLIES-PAINT	32	0	0	0	0
6004005 SNOW REMOVAL MATERIALS & SUPPL	66,041	89,300	46,142	108,000	108,000
6004010 BOOKS AND SUBSCRIPTIONS	4,000	4,050	5,095	2,200	2,200
6004012 OFFICE SUPPLIES	3,668	3,700	1,670	3,700	3,700
6004021 BLDG MAINTENANCE SUPPLIES	42,704	29,400	17,820	27,400	27,400
6004022 FUEL AND HEATING SUPPLIES	99,108	216,600	56,944	183,239	183,239
6004023 BLDG AND GROUNDS SUPPLIES	22,552	21,300	12,554	21,050	21,050
6004030 FOOD AND BEVERAGES	1,255	50	600	1,000	1,000
6004040 MOTOR EQUIPMENT SUPPLIES	25,573	31,200	9,258	27,000	27,000
6004046 GAS OIL GREASE AND DIESEL FUEL	26,684	60,500	32,337	51,700	51,700
6004047 TIRES AND TUBES	2,065	2,000	1,591	0	0
6004048 MISC OPERATIONAL SUPPLIES	16,563	14,600	5,356	10,600	10,600
6004052 UNIFORMS	5,629	6,500	2,927	6,500	6,500
6004054 SAFETY SUPPLIES	779	600	174	500	500
6004055 COMPUTER SOFTWARE AND SUPPLIES	9,102	6,000	559	2,000	2,000
6004100 POSTAGE AND FREIGHT	1,202	600	542	600	600
6004101 TELEPHONE	1,019	1,800	687	1,575	1,575

REPORT:BP032

BROOME COUNTY GOVERNMENT
 REVENUE AND APPROPRIATION SUMMARY
 BY DEPARTMENT

FUND 2010 Aviation Operating
 DEPT 28000000 Aviation

Account	2009 Actuals	2010 Budget	2010 YTD Actuals As of 08/31/10	2011 Budget Requested	2011 Budget Recommended
6004105 DUES AND MEMBERSHIPS	1,335	2,680	1,179	2,700	2,700
6004111 BUILDING AND LAND RENTAL	130,866	130,866	87,244	130,866	130,866
6004112 BLDG GROUNDS AND EQUIP REPAIR	34,536	13,700	22,199	20,200	20,200
6004113 WATER AND SEWAGE CHARGES	26,274	48,880	18,972	36,400	36,400
6004114 HEATING AND AIR COND PLANT EXP	5,024	5,175	3,768	5,124	5,124
6004115 ELECTRIC CURRENT	294,217	332,660	185,982	308,368	308,368
6004116 TAXES	100,258	108,600	29,565	107,436	107,436
6004117 BUILDING AND GROUNDS EXPENSES	40,632	41,800	16,432	34,055	34,055
6004130 MOTOR EQUIP REPAIRS AND MAINT	1,098	2,100	773	2,500	2,500
6004136 OPERATIONAL EQUIPMENT REPAIRS	1,320	5,000	2,713	5,000	5,000
6004137 ADVERTISING AND PROMOTION EXPE	120,062	80,000	74,516	80,000	80,000
6004138 OTHER OPERATIONAL EXPENSES	77,466	97,200	23,702	22,200	22,200
6004146 SUBCONTRACTED PROGRAM EXPENSE	130,483	133,700	97,442	32,300	32,300
6004147 OTHER PROGRAM EXPENSE	20,210	21,840	0	5,460	5,460
6004160 MILEAGE AND PARKING-LOCAL	508	0	268	500	500
6004161 TRAVEL HOTEL AND MEALS	8,034	6,800	5,074	6,000	0
6004162 EDUCATION AND TRAINING	7,134	9,200	5,245	7,700	0
6004165 ADVISORY BD/TRUSTEES EXPENSES	1,454	1,500	890	1,500	1,500
6004169 DAY TRIP MEAL REIMBURSEMENT	110	0	16	0	0
6004196 COPYING MACHINE RENTALS	420	2,000	461	2,220	2,220
6004200 PROPERTY LOSS	17,873	227	2,093	0	0
6004203 INSURANCE CLAIMS	21,981	0	1,267	0	0
6004502 BOND AND NOTE ISSUE EXPENSE	107	0	0	0	0
6004504 OTHER FINANCIAL SERVICES	10,682	9,375	8,153	16,457	16,457
6004594 LOSS ON DISPOSITION OF ASSETS	72,217	0	0	0	0
0000040 Contractual Expenditures Totals	1,452,277	1,541,503	782,210	1,274,050	1,260,350
0000041 Chargeback Expenses					
6004602 INSURANCE PREMIUM CHARGEBACK	106,293	131,965	65,983	98,087	98,087
6004604 DPW SECURITY CHARGEBACKS	72,384	74,702	37,351	81,933	81,933
6004614 OTHER CHARGEBACK EXPENSES	1,124	0	690	1,124	1,124
6004619 BUILDING SERVICE CHARGEBACK	4,113	0	0	0	0
0000041 Chargeback Expenses Totals	183,914	206,667	104,024	181,144	181,144
0000042 Depreciation					
6004803 DEPRECIATION - IMPROV O/T BLDG	12,866	0	0	0	0
0000042 Depreciation Totals	12,866	0	0	0	0
0000060 Principal on Indebtedness					

REPORT:BP032

BROOME COUNTY GOVERNMENT
REVENUE AND APPROPRIATION SUMMARY
BY DEPARTMENT

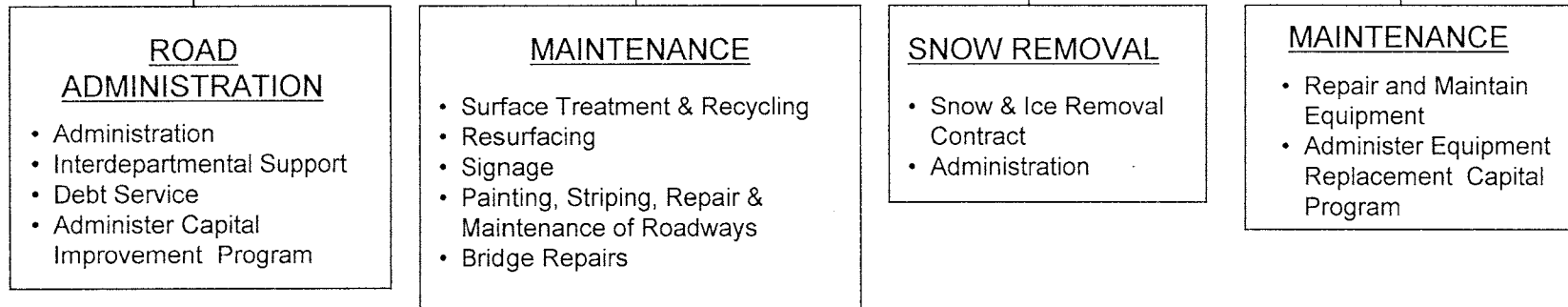
FUND 2010 Aviation Operating
DEPT 28000000 Aviation

Account	2009 Actuals	2010 Budget	2010 YTD Actuals As of 08/31/10	2011 Budget Requested	2011 Budget Recommended
6006000 PRINCIPAL ON SERIAL BONDS	0	73,146	0	259,189	259,189
6006001 PRINCIPAL ON BANS	0	133,645	0	0	0
6006007 PRINCIPAL ON COMPONENT UNIT LO	0	23,109	13,413	0	0
0000060 Principal on Indebtedness Totals	0	229,900	13,413	259,189	259,189
0000070 Interest on Indebtedness					
6007000 INTEREST ON SERIAL BONDS	17,163	24,958	8,422	195,452	195,452
6007001 INTEREST ON BANS	22,501	41,044	11,807	0	0
6007005 INTEREST ON CAPITAL LEASE	40	0	0	0	0
6007007 INTEREST ON ON COMPONENT UNIT	3,033	2,129	1,522	0	0
0000070 Interest on Indebtedness Totals	42,737	68,131	21,751	195,452	195,452
0000080 Employee Benefits					
6008001 STATE RETIREMENT	85,002	129,529	63,277	210,380	210,380
6008002 SOCIAL SECURITY	84,879	94,038	46,570	92,313	92,313
6008004 WORKERS COMPENSATION	24,654	24,145	12,073	22,390	22,390
6008006 LIFE INSURANCE	444	456	295	460	460
6008007 HEALTH INSURANCE	217,326	237,886	139,471	235,704	235,704
6008008 OPEB - HEALTH INSURANCE	113,398	0	0	0	0
6008009 RETIREE HEALTH INSURANCE	106,245	137,943	24,238	155,860	155,860
6008010 DISABILITY INSURANCE	2,354	2,322	1,493	2,322	2,322
6008011 UNEMPLOYMENT INSURANCE	2,901	0	0	0	0
0000080 Employee Benefits Totals	637,203	626,319	287,417	719,429	719,429
Exp Totals for Dept 28000000	3,567,384	3,888,935	1,850,353	3,835,980	3,822,280
Total for Dept 28000000	-47,966	85,724	428,286	-63,299	-49,599

HIGHWAYS

COMMISSIONER OF PUBLIC WORKS

DEPUTY COMMISSIONER
OF HIGHWAYS



PUBLIC WORKS

Highways /County Roads

MISSION STATEMENT

To provide a highway road system to move people and goods throughout the County, in a cost effective, efficient and professional manner, to enhance community growth, economic well-being and quality of life.

DESCRIPTION

Responsible for the maintenance and up-keep of 343.24 centerline miles of roads. The Highway Division is also responsible for maintaining 105 bridges with spans of twenty (20) feet or more, 130 culverts with diameters ranging from five (5) to twenty (20) feet and 3,500 culverts with diameters of five (5) feet or less. This involves the inspection and evaluation of County roads and bridges, and planning, reconstruction, repair, and maintenance projects.

The Highway Division is responsible for the administration, operation and maintenance of highway bridge and capital projects; this includes road widening and straightening, resurfacing and patching of existing County roads to ensure that maintenance is at required standards and safety levels. Emphasis is also placed on snow and ice control. In case of natural disasters, the division also assists other local municipalities with specialized equipment and expertise.

Revenues attributed to the operation of County Highway Division County Road fund are derived primarily from the sale of supplies such as road signs, sand/salt mix to other local governments, and highway work permit fees for work completed by utility companies and others in highway right-of-way. State Aid revenues fund the highway operating and capital aid under the State Consolidated Local Highway

Assistance Program (CHIPS). An interfund transfer from the general fund is received to balance the Highway Division County Road Fund.

2011 OBJECTIVES

- Continue to develop and implement an annual highway maintenance program that will ensure preservation of the existing system at an acceptable level of service and standard of construction and extend the useful life of the existing system.
- In-house design/construction/reconstruction of County highways, as required, utilizing County forces, to conform to acceptable standards of service and construction in accordance with American Association of State Highway and Transportation Officials (AASHTO) Geometric Design and NYSDOT Standard Specifications.
- Rehabilitation of guiderail system to NYSDOT Standards, 40,000 feet of various Broome County roads.
- Preserve the load capacity of County bridges and improve/replace unsafe or inadequate structures in accordance with American Association of State Highway and Transportation Officials (AASHTO) Geometric Design and NYSDOT Geometric Design Policy for Bridges.
- Rehabilitate and stabilize approximately two hundred (200) miles of highway shoulders annually.
- Resurface and/or provide surface treatment, truing, leveling and resurfacing to County highways as required, per industry standard and Broome County ten year policy. Approximately thirty five miles.
- Provide effective 24 hour a day snow and ice control for County roads during the winter season and maintain contracts with various towns for snowplowing and ice control per NYS 24 hour bare road policy.

- Develop a bridge cleaning and maintenance program for County bridges.
- Ensure that legible pavement markings are provided along County highways per the Manual of Uniform Traffic Control Devices.
- Ensure clear sight lines by cutting grass, trees and brush along approximately 700 miles of County right-of-way in accordance with Section 102 of NYS Highway Law.
- Review requests and issue permits for work within right-of-ways by utilities and contractors. This amounts to approximately 70 permits annually.

29010205 PUBLIC WORKS/Highways/County Roads

<u>Title of Position</u>	<u>Grade/Unit</u>	<u>2009 Actuals</u>	<u>As of 9/1/2010 Current Authorized</u>	<u>2011 Requested</u>	<u>2011 Recommended</u>
FULL TIME					
Deputy Commissioner of Public Works/Highway Management Associate	F Admin	1	1	1	1
Assistant General Highway Supervisor	AFSCME	1	1	1	1
Highway Crew Supervisor	AFSCME	2	2	2	2
Paint Crew Supervisor - DPW	AFSCME	5	5	5	5
Painter - DPW	AFSCME	1	1	1	1
Public Works Office Assistant	AFSCME	2	2	2	2
Carpenter	AFSCME	2	2	2	2
Assistant Carpenter	AFSCME	1	1	1	1
Laborer *	AFSCME	1	1	1	1
Motor Equipment Operator III	AFSCME	5	5	5	5
Motor Equipment Operator II	AFSCME	10	10	10	10
Motor Equipment Operator I	AFSCME	18	18	18	18
		<u>12</u>	<u>12</u>	<u>12</u>	<u>12</u>
Total Full-Time Positions		61	61	61	61
PART TIME					
Total Part-Time Positions		0	0	0	0
TOTAL POSITIONS		61	61	61	61

*Two unfunded in current budget

REPORT:BP033

BROOME COUNTY GOVERNMENT
 REVENUE AND APPROPRIATION SUMMARY
 BY DEPARTMENT AND DIVISION

FUND 3120 County Road Operating
 DEPT 29000000 Highway
 DIV 01

Account	2009 Actuals	2010 Budget	2010 YTD Actuals As of 08/31/10	2011 Budget Requested	2011 Budget Recommended
0000002 Departmental Income					
5000214 ROADWAY USE FEES	10,064	11,000	5,614	11,000	11,000
5000333 OTHER DEPARTMENTAL CHARGEBACK	37,717	37,677	0	36,205	36,205
5000429 SALE OF SUPPLIES TO OTHER GOVT	3,416	3,480	0	3,480	3,480
0000002 Departmental Income Totals	51,197	52,157	5,614	50,685	50,685
0000003 Use of Money					
5000451 INTEREST AND EARNINGS	18,442	32,000	514	16,000	16,000
5000462 RENTAL OF EQUIPMENT OTHER GOVT	12,468	10,000	0	10,000	10,000
0000003 Use of Money Totals	30,910	42,000	514	26,000	26,000
0000006 Sale of Prop and Comp for Loss					
5000516 MINOR SALES - PUBLIC WORKS	4,268	4,500	0	4,500	4,500
5000518 SALE OF EQUIPMENT	726	0	0	0	0
0000006 Sale of Prop and Comp for Loss Totals	4,994	4,500	0	4,500	4,500
0000007 Misc Interfund Revenues					
5000532 PREMIUM & ACCRUED INT ON OBLIG	93,046	0	0	0	0
5000533 UNCLASSIFIED REVENUES	2,054	0	0	0	0
5000534 TRANSFER FROM INSURANCE RESERV	19,804	95	0	0	0
5000562 TRANSFER FROM GENERAL FUND	3,853,745	6,617,677	6,617,677	7,204,694	7,204,694
5000564 TRANSFER SPECIAL REVENUE FUND	806	0	0	0	0
5000570 EARNINGS ON TEMPORARY INVESTME	103,196	25,000	0	25,000	25,000
0000007 Misc Interfund Revenues Totals	4,072,651	6,642,772	6,617,677	7,229,694	7,229,694
0000008 State Aid					
5000846 CONSOLIDATED HIGHWAY AID	2,364,048	2,141,527	525,181	2,145,546	2,145,546
0000008 State Aid Totals	2,364,048	2,141,527	525,181	2,145,546	2,145,546
0000009 Federal Aid					
5000952 ARRA DEBT REIMBURSEMENT	0	0	0	137,320	137,320
0000009 Federal Aid Totals	0	0	0	137,320	137,320

REPORT:BP033

BROOME COUNTY GOVERNMENT
REVENUE AND APPROPRIATION SUMMARY
BY DEPARTMENT AND DIVISION

FUND 3120 County Road Operating
DEPT 29000000 Highway
DIV 01

Account	2009 Actuals	2010 Budget	2010 YTD Actuals As of 08/31/10	2011 Budget Requested	2011 Budget Recommended
Rev Total for Div 2901	6,523,800	8,882,956	7,148,986	9,593,745	9,593,745
0000010 Personal Service					
6001000 SALARIES FULL-TIME	2,652,573	2,685,400	1,612,290	2,629,919	2,629,919
6001002 SALARIES TEMPORARY	28,357	26,100	15,283	0	0
6001003 SALARIES OVERTIME	156,415	178,955	96,155	178,995	178,995
6001004 SALARIES SHIFT DIFFERENTIAL	4,227	9,828	3,990	20,000	20,000
6001006 OUT OF TITLE PAY	22,731	16,000	12,829	12,800	12,800
6001009 OTHER PERSONNEL SERVICES	0	12,000	12,925	10,000	10,000
6001968 RETIREMENT INCENTIVE	32,000	0	0	0	0
0000010 Personal Service Totals	2,896,303	2,928,283	1,753,472	2,851,714	2,851,714
0000040 Contractual Expenditures					
6004000 MAT & SUPPLIES-SURFACE TREAT	454,539	404,605	302,821	350,000	350,000
6004001 MAT & SUPPLIES-SIGNS & POSTS	4,689	24,000	22,071	19,200	19,200
6004002 MAT & SUPPLIES-PAINT	86,847	92,777	98,414	74,222	74,222
6004003 MAT & SUPPLIES-GUIDE RAILS	65,506	49,375	0	44,438	44,438
6004004 MATERIAL & SUPPLIES-OTHER	126,779	100,000	92,673	90,000	90,000
6004005 SNOW REMOVAL MATERIALS & SUPPL	1,013,400	500,000	330,245	450,000	450,000
6004010 BOOKS AND SUBSCRIPTIONS	286	0	34	0	0
6004012 OFFICE SUPPLIES	2,340	1,500	810	1,350	1,350
6004021 BLDG MAINTENANCE SUPPLIES	30	0	0	0	0
6004022 FUEL AND HEATING SUPPLIES	67,730	76,581	28,247	68,923	68,923
6004023 BLDG AND GROUNDS SUPPLIES	269	525	0	473	473
6004052 UNIFORMS	3,160	3,500	1,282	3,500	3,500
6004054 SAFETY SUPPLIES	7,372	14,120	507	12,708	12,708
6004055 COMPUTER SOFTWARE AND SUPPLIES	2,751	500	4,726	500	500
6004056 COMPUTER EQUIPMENT(NON CAPITAL	0	0	881	0	0
6004100 POSTAGE AND FREIGHT	42	0	0	0	0
6004105 DUES AND MEMBERSHIPS	0	300	150	300	300
6004106 GENERAL OFFICE EXPENSES	0	1,000	0	0	0
6004110 DPW BUILDING SERVICE EXPENSES	0	0	783	0	0
6004113 WATER AND SEWAGE CHARGES	2,095	1,000	1,773	2,000	2,000
6004115 ELECTRIC CURRENT	48,526	85,693	23,604	60,000	60,000
6004116 TAXES	280	1,000	268	500	500
6004117 BUILDING AND GROUNDS EXPENSES	6,099	3,234	3,010	2,911	2,911
6004130 MOTOR EQUIP REPAIRS AND MAINT	0	0	2	0	0
6004132 ENGINEERING EXPENSES	0	0	7,063	0	0
6004137 ADVERTISING AND PROMOTION EXPE	0	0	857	0	0

REPORT:BP033

BROOME COUNTY GOVERNMENT
 REVENUE AND APPROPRIATION SUMMARY
 BY DEPARTMENT AND DIVISION

FUND 3120 County Road Operating
 DEPT 29000000 Highway
 DIV 01

Account	2009 Actuals	2010 Budget	2010 YTD Actuals As of 08/31/10	2011 Budget Requested	2011 Budget Recommended
6004138 OTHER OPERATIONAL EXPENSES	28,281	105,000	21,864	18,320	18,320
6004161 TRAVEL HOTEL AND MEALS	0	500	24	0	0
6004162 EDUCATION AND TRAINING	760	650	345	585	0
6004191 OUTSIDE RENTALS-MACHINERY	422,337	519,417	427,440	396,337	396,337
6004196 COPYING MACHINE RENTALS	1,044	1,392	1,160	1,392	1,392
6004200 PROPERTY LOSS	11,672	95	0	0	0
6004203 INSURANCE CLAIMS	5,539	0	0	0	0
6004413 OTHER HEALTH AND MEDICAL SERVI	1,194	1,845	0	1,661	1,661
6004504 OTHER FINANCIAL SERVICES	0	0	0	16,957	16,957
6004572 ENGINEERING AND ARCHITECTURAL	3,138	0	0	0	0
0000040 Contractual Expenditures Totals	2,366,705	1,988,609	1,371,054	1,616,277	1,615,692
0000041 Chargeback Expenses					
6004602 INSURANCE PREMIUM CHARGEBACK	68,208	32,425	0	25,420	25,420
6004626 TRANSPORTATION SERVICES CHARGE	11,861	7,816	7,816	6,809	6,809
0000041 Chargeback Expenses Totals	80,069	40,241	7,816	32,229	32,229
0000060 Principal on Indebtedness					
6006000 PRINCIPAL ON SERIAL BONDS	906,419	943,104	943,104	1,809,923	1,809,923
6006001 PRINCIPAL ON BANS	1,222,474	1,098,395	1,098,395	0	0
0000060 Principal on Indebtedness Totals	2,128,893	2,041,499	2,041,499	1,809,923	1,809,923
0000070 Interest on Indebtedness					
6007000 INTEREST ON SERIAL BONDS	427,823	392,506	197,454	1,137,795	1,137,795
6007001 INTEREST ON BANS	553,761	356,404	356,404	0	0
0000070 Interest on Indebtedness Totals	981,584	748,910	553,858	1,137,795	1,137,795
0000080 Employee Benefits					
6008001 STATE RETIREMENT	207,887	313,087	153,966	464,947	464,947
6008002 SOCIAL SECURITY	212,723	220,471	128,091	200,814	200,814
6008004 WORKERS COMPENSATION	99,078	94,655	47,327	93,346	93,346
6008006 LIFE INSURANCE	1,164	1,171	755	1,133	1,133
6008007 HEALTH INSURANCE	602,845	672,307	402,874	682,948	682,948
6008009 RETIREE HEALTH INSURANCE	579,763	633,723	0	703,204	703,204
0000080 Employee Benefits Totals	1,703,460	1,935,414	733,013	2,146,392	2,146,392

REPORT:BP033

BROOME COUNTY GOVERNMENT
REVENUE AND APPROPRIATION SUMMARY
BY DEPARTMENT AND DIVISION

FUND 3120 County Road Operating
DEPT 29000000 Highway
DIV 01

Account	2009 Actuals	2010 Budget	2010 YTD Actuals As of 08/31/10	2011 Budget Requested	2011 Budget Recommended
Exp Total for Div 2901	10,157,014	9,682,956	6,460,712	9,594,330	9,593,745
Total for Div 2901	-3,633,214	-800,000	688,274	-585	0

REPORT:BP033

BROOME COUNTY GOVERNMENT
REVENUE AND APPROPRIATION SUMMARY
BY DEPARTMENT AND DIVISION

FUND 3120 County Road Operating
DEPT 29000000 Highway
DIV 01

Account	2009 Actuals	2010 Budget	2010 YTD Actuals As of 08/31/10	2011 Budget Requested	2011 Budget Recommended
Total for Dept 29000000	-3,633,214	-800,000	688,274	-585	0

30020305 PUBLIC WORKS/Highways/Road Machinery

<u>Title of Position</u>	<u>Grade/Unit</u>	<u>2009 Actuals</u>	<u>As of 9/1/2010 Current Authorized</u>	<u>2011 Requested</u>	<u>2011 Recommended</u>
FULL TIME					
Equipment Service Supervisor	AFSCME	1	1	1	1
Office Manager	AFSCME	1	1	0	0
Stores Clerk	AFSCME	2	2	2	2
Equipment Mechanic - III	AFSCME	6	6	6	6
Equipment Mechanic - II	AFSCME	2	2	2	2
Equipment Mechanic - I *	AFSCME	<u>2</u>	<u>2</u>	<u>2</u>	<u>2</u>
Total Full-Time Positions		14	14	13	13
PART TIME					
Total Part-Time Positions		0	0	0	0
TOTAL POSITIONS		14	14	13	13

*One unfunded in current budget

BROOME COUNTY GOVERNMENT
 REVENUE AND APPROPRIATION SUMMARY
 BY DEPARTMENT AND DIVISION

FUND 3160 Road Machinery Operating
 DEPT 30000000 Road Machinery
 DIV 02

Account	2009 Actuals	2010 Budget	2010 YTD Actuals As of 08/31/10	2011 Budget Requested	2011 Budget Recommended
0000002 Departmental Income					
5000189 OTHER LOCAL GOVERNMENTS	1,922	0	1,062	6,000	6,000
0000002 Departmental Income Totals	1,922	0	1,062	6,000	6,000
0000003 Use of Money					
5000451 INTEREST AND EARNINGS	6,748	25,000	8	12,500	12,500
0000003 Use of Money Totals	6,748	25,000	8	12,500	12,500
0000006 Sale of Prop and Comp for Loss					
5000516 MINOR SALES - PUBLIC WORKS	180	0	278	0	0
5000518 SALE OF EQUIPMENT	10,553	6,000	0	0	0
0000006 Sale of Prop and Comp for Loss Totals	10,733	6,000	278	0	0
0000007 Misc Interfund Revenues					
5000530 REFUNDS OF PRIOR YEARS EXPENDI	100	0	0	0	0
5000532 PREMIUM & ACCRUED INT ON OBLIG	8,109	0	0	0	0
5000533 UNCLASSIFIED REVENUES	200	0	0	0	0
5000562 TRANSFER FROM GENERAL FUND	1,653,803	2,283,523	2,283,523	2,133,002	2,133,002
5000570 EARNINGS ON TEMPORARY INVESTME	19	0	0	0	0
0000007 Misc Interfund Revenues Totals	1,662,231	2,283,523	2,283,523	2,133,002	2,133,002
0000009 Federal Aid					
5000952 ARRA DEBT REIMBURSEMENT	0	0	0	20,351	20,351
0000009 Federal Aid Totals	0	0	0	20,351	20,351
Rev Total for Div 3002	1,681,634	2,314,523	2,284,871	2,171,853	2,171,853
0000010 Personal Service					
6001000 SALARIES FULL-TIME	592,117	609,651	373,350	558,030	558,030
6001003 SALARIES OVERTIME	35,728	38,245	10,979	19,123	19,123
6001004 SALARIES SHIFT DIFFERENTIAL	2,302	1,820	1,496	1,820	1,820

REPORT:BP033

BROOME COUNTY GOVERNMENT
REVENUE AND APPROPRIATION SUMMARY
BY DEPARTMENT AND DIVISION

FUND 3160 Road Machinery Operating
DEPT 30000000 Road Machinery
DIV 02

Account	2009 Actuals	2010 Budget	2010 YTD Actuals As of 08/31/10	2011 Budget Requested	2011 Budget Recommended
6001006 OUT OF TITLE PAY	5,634	5,000	4,035	5,000	5,000
6001009 OTHER PERSONNEL SERVICES	0	2,600	2,650	2,600	2,600
0000010 Personal Service Totals	635,781	657,316	392,510	586,573	586,573
0000040 Contractual Expenditures					
6004006 GARAGE & SHOP OPERATIONAL SUPP	25,140	20,000	11,674	17,600	17,600
6004010 BOOKS AND SUBSCRIPTIONS	0	500	0	440	440
6004012 OFFICE SUPPLIES	2,025	1,300	120	1,144	1,144
6004021 BLDG MAINTENANCE SUPPLIES	10,528	8,000	4,039	7,040	7,040
6004023 BLDG AND GROUNDS SUPPLIES	486	0	311	0	0
6004040 MOTOR EQUIPMENT SUPPLIES	210,895	245,000	136,869	215,600	215,600
6004041 PHOTOGRAPHIC SUPPLIES	0	0	240	0	0
6004046 GAS OIL GREASE AND DIESEL FUEL	304,632	643,877	196,018	400,000	400,000
6004047 TIRES AND TUBES	29,571	26,000	14,257	22,880	22,880
6004048 MISC OPERATIONAL SUPPLIES	34	6,000	502	2,500	2,500
6004053 RECREATIONAL AND ACTIVITY SUPP	216	0	0	0	0
6004054 SAFETY SUPPLIES	3,198	2,700	3,699	2,376	2,376
6004055 COMPUTER SOFTWARE AND SUPPLIES	3,010	750	952	660	660
6004100 POSTAGE AND FREIGHT	91	100	35	88	88
6004105 DUES AND MEMBERSHIPS	0	75	0	66	66
6004106 GENERAL OFFICE EXPENSES	800	0	0	0	0
6004115 ELECTRIC CURRENT	3,060	0	0	0	0
6004117 BUILDING AND GROUNDS EXPENSES	10,211	1,000	7,901	10,000	10,000
6004121 LAUNDRY AND DRY CLEANING EXPEN	0	0	745	0	0
6004130 MOTOR EQUIP REPAIRS AND MAINT	20,784	44,000	8,709	25,000	25,000
6004133 UNIFORM AND CLOTHING ALLOWANCE	3,737	3,900	2,100	3,432	3,432
6004138 OTHER OPERATIONAL EXPENSES	10,848	10,000	3,513	8,800	8,800
6004161 TRAVEL HOTEL AND MEALS	0	500	0	0	0
6004162 EDUCATION AND TRAINING	200	500	0	440	0
6004166 NON-EMPLOYEE EDUCATION AND TRN	661	0	0	0	0
6004196 COPYING MACHINE RENTALS	984	825	569	984	984
6004413 OTHER HEALTH AND MEDICAL SERVI	260	990	0	0	0
6004504 OTHER FINANCIAL SERVICES	0	0	0	2,513	2,513
6004573 OTHER FEES FOR SERVICES	0	0	434	0	0
0000040 Contractual Expenditures Totals	641,371	1,016,017	392,687	721,563	721,123
0000060 Principal on Indebtedness					
6006000 PRINCIPAL ON SERIAL BONDS	172,455	179,511	179,511	309,679	309,679
6006001 PRINCIPAL ON BANS	101,498	101,497	101,497	0	0
0000060 Principal on Indebtedness Totals	273,953	281,008	281,008	309,679	309,679

REPORT:BP033

BROOME COUNTY GOVERNMENT
 REVENUE AND APPROPRIATION SUMMARY
 BY DEPARTMENT AND DIVISION

FUND 3160 Road Machinery Operating
 DEPT 30000000 Road Machinery
 DIV 02

Account	2009 Actuals	2010 Budget	2010 YTD Actuals As of 08/31/10	2011 Budget Requested	2011 Budget Recommended
0000070 Interest on Indebtedness					
6007000 INTEREST ON SERIAL BONDS	77,613	70,995	36,105	179,899	179,899
6007001 INTEREST ON BANS	42,546	31,061	31,061	0	0
0000070 Interest on Indebtedness Totals	120,159	102,056	67,166	179,899	179,899
0000080 Employee Benefits					
6008001 STATE RETIREMENT	48,234	72,363	31,041	105,819	105,819
6008002 SOCIAL SECURITY	46,591	50,235	29,081	44,973	44,973
6008004 WORKERS COMPENSATION	29,582	28,274	14,137	27,882	27,882
6008006 LIFE INSURANCE	250	250	146	230	230
6008007 HEALTH INSURANCE	118,656	130,250	65,769	114,945	114,945
6008009 RETIREE HEALTH INSURANCE	69,993	76,754	12,269	80,730	80,730
0000080 Employee Benefits Totals	313,306	358,126	152,443	374,579	374,579
Exp Total for Div 3002	1,984,570	2,414,523	1,285,814	2,172,293	2,171,853
Total for Div 3002	-302,936	-100,000	999,057	-440	0

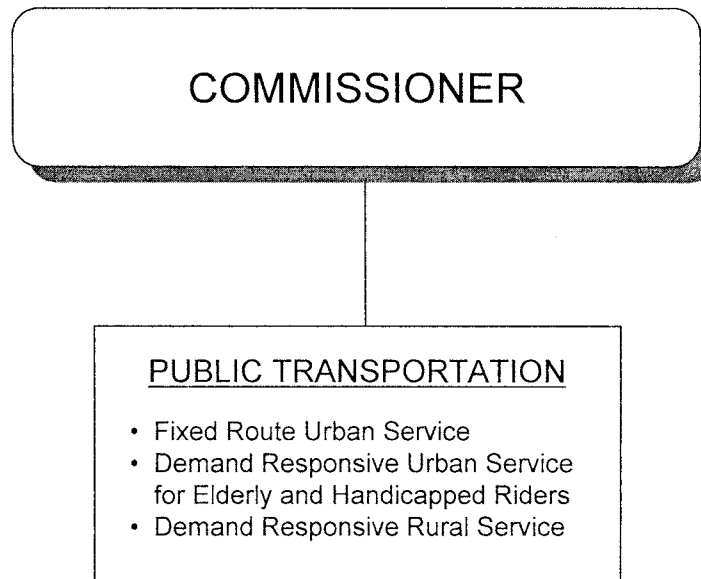
REPORT:BP033

BROOME COUNTY GOVERNMENT
REVENUE AND APPROPRIATION SUMMARY
BY DEPARTMENT AND DIVISION

FUND 3160 Road Machinery Operating
DEPT 30000000 Road Machinery
DIV 02

Account	2009 Actuals	2010 Budget	2010 YTD Actuals As of 08/31/10	2011 Budget Requested	2011 Budget Recommended
Total for Dept 30000000	-302,936	-100,000	999,057	-440	0

PUBLIC TRANSPORTATION



PUBLIC TRANSPORTATION

MISSION STATEMENT

To provide safe, clean, and affordable public transportation to the community in the most effective and cost efficient manner.

DESCRIPTION

In 1968, Broome County assumed the ownership and operation of transit service from the Triple Cities Traction Corporation and authorized the Department of Public Transportation (BC Transit) by County Charter, Article X of the Broome County Charter.

The Department of Public Transportation operates our community's fixed route and specialized public transportation services. By operating the Department of Public Transportation as an Enterprise Fund, the department generates most of the annual funding requirements through ridership revenues and state/federal funding sources. Accordingly, the department only relies on a minimum of financial support from Broome County as required by federal guidelines.

Transit's main facilities are located on Old Mill Road in the Town of Vestal. The Department operates a network of 19 fixed routes built around a central transfer point, the BC Junction, in downtown Binghamton. The fixed route service operates on seven days a week with extended hours into the evening and requires 38 buses at peak hours. BC Transit maintains a fleet of 43 wheelchair accessible transit coach buses for this service, providing over 2 million rides annually.

Under contract with Cisco Transportation Inc., the department also provides BC Lift and OFA mini bus transportation to disabled and elderly customers in the community's urbanized area. These services

utilize 10 fourteen seat vehicles and provide over 78,000 rides per year. The Department of Public Transportation also provides a non-scheduled rural transportation service, BC Country, which utilizes 8 fourteen seat vehicles and provides for over 30,000 rides per year.

2011 OBJECTIVES

- To provide services that meet the needs of our riders while faced with severe funding reductions
- To maintain the highest standards for safe and efficient operation
- To implement and sustain improved bus maintenance performance

2011 BUDGET HIGHLIGHTS

- Budget includes first full year of financial impact of our new Intermodal Center
- State funding reduced

31010105 PUBLIC TRANSPORTATION (Transit)

<u>Title of Position</u>	<u>Grade/Unit</u>	<u>2009 Actuals</u>	As of	<u>2011 Requested</u>	<u>2011 Recommended</u>
			9/1/2010 Current Authorized		
FULL TIME					
Commissioner of Transportation	G Admin	1	1	1	1
Director of Transit Operations	23 Admin	1	1	1	1
Director of Transit Maintenance	23 Admin	1	1	1	1
Director of Transit Administration	23 Admin	1	1	1	1
Public Transportation Analyst*	22 Admin	1	1	1	1
Transit Supervisor	18 BAPA	3	3	3	3
Transit Mechanic Supervisor	17 CSEA	2	2	2	2
Principal Account Clerk	13 CSEA	1	1	1	1
Secretary	13 CSEA	1	1	1	1
Senior Dispatcher	12 CSEA	1	1	1	1
Dispatcher	10 CSEA	3	3	3	3
Senior Account Clerk	9 CSEA	2	2	2	2
Transit Route Clerk	9 CSEA	1	1	1	1
Stores Clerk	ATU	1	1	1	1
Keyboard Specialist	8 CSEA	1	1	1	1
Account Clerk Typist	7 CSEA	1	1	1	1
Coach Operator	ATU	48	48	42	42
Senior Transit Mechanic	ATU	10	10	10	10
Transit Mechanic	ATU	1	1	1	1
Transit Mechanic Helper	ATU	<u>3</u>	<u>3</u>	<u>3</u>	<u>3</u>
Total Full-Time Positions		84	84	78	78
PART TIME					
Custodial Worker	6 CSEA	1	1	1	1
Coach Operator	ATU	16	16	15	15
Passenger Van Operator	ATU	<u>10</u>	<u>10</u>	<u>10</u>	<u>10</u>
Total Part-Time Positions		27	27	26	26
TOTAL POSITIONS		111	111	104	104

* Unfunded in current budget

REPORT:BP032

BROOME COUNTY GOVERNMENT
 REVENUE AND APPROPRIATION SUMMARY
 BY DEPARTMENT

FUND 2040 Transit Operating
 DEPT 31000000 Public Transportation

Account	2009 Actuals	2010 Budget	2010 YTD Actuals As of 08/31/10	2011 Budget Requested	2011 Budget Recommended
0000002 Departmental Income					
5000126 FARES & FEES	1,360,259	1,550,000	1,041,972	1,495,000	1,495,000
5000128 ADVERTISING REVENUES	112,190	80,000	43,420	110,000	110,000
5000137 SPACE RENTAL-OTHER	0	69,040	0	101,268	101,268
5000190 B C LIFT AND FARES	125,968	125,000	0	125,100	125,100
5000191 B C COUNTRY FARES	54,839	49,000	0	55,000	55,000
5000333 OTHER DEPARTMENTAL CHARGEBACK	11,703	20,000	9,933	15,000	15,000
5000420 SUNY - OCC. CONTRACT	346,615	320,000	241,341	380,000	380,000
5000421 BINGHAMTON SD CONTRACT	223,434	224,400	134,060	225,000	225,000
5000428 OTHER CHARGES	641,911	450,000	392,690	600,000	600,000
5000440 CHARGEBACK OF SERVICES PROVIDE	174,895	161,000	43,848	175,000	175,000
0000002 Departmental Income Total	3,051,814	3,048,440	1,907,264	3,281,368	3,281,368
0000003 Use of Money					
5000451 INTEREST AND EARNINGS	5,924	9,000	455	4,500	4,500
5000470 VENDING MACHINE	1,389	0	0	1,000	1,000
0000003 Use of Money Total	7,313	9,000	455	5,500	5,500
0000006 Sale of Prop and Comp for Loss					
5000510 SALE OF SCRAP & EXCESS MATERIA	1,648	4,500	747	4,490	4,490
5000518 SALE OF EQUIPMENT	2,409	0	0	0	0
0000006 Sale of Prop and Comp for Loss Total	4,057	4,500	747	4,490	4,490
0000007 Misc Interfund Revenues					
5000530 REFUNDS OF PRIOR YEARS EXPENDI	7,999	0	0	0	0
5000532 PREMIUM & ACCRUED INT ON OBLIG	22,994	0	0	0	0
5000534 TRANSFER FROM INSURANCE RESERV	94,640	9,426	17,939	0	0
5000562 TRANSFER FROM GENERAL FUND	750,000	1,260,956	1,260,956	1,054,913	1,054,913
5000570 EARNINGS ON TEMPORARY INVESTME	17,136	0	0	0	0
0000007 Misc Interfund Revenues Total	892,769	1,270,382	1,278,895	1,054,913	1,054,913
0000008 State Aid					
5000804 MASS TRANSIT	378,050	400,000	93,991	384,000	384,000
5000805 MASS TRANSIT SUPPLEMENTAL	3,952,294	3,400,000	759,161	3,104,690	3,264,000
0000008 State Aid Total	4,330,344	3,800,000	853,152	3,488,690	3,648,000

REPORT:BP032

BROOME COUNTY GOVERNMENT
 REVENUE AND APPROPRIATION SUMMARY
 BY DEPARTMENT

FUND 2040 Transit Operating
 DEPT 31000000 Public Transportation

Account	2009 Actuals	2010 Budget	2010 YTD Actuals As of 08/31/10	2011 Budget Requested	2011 Budget Recommended
0000009 Federal Aid					
5000902 MASS TRANSIT	3,115,385	2,985,385	0	3,300,000	3,000,000
5000903 SECTION 18	0	62,000	0	63,000	63,000
5000952 ARRA DEBT REIMBURSEMENT	0	0	0	22,362	22,362
0000009 Federal Aid Total	3,115,385	3,047,385	0	3,385,362	3,085,362
Rev Totals for Dept 31000000	11,401,682	11,179,707	4,040,513	11,220,323	11,079,633
0000010 Personal Service					
6001000 SALARIES FULL-TIME	3,931,321	3,821,988	1,746,486	3,914,648	3,633,258
6001001 SALARIES PART-TIME	848,680	899,082	462,107	542,655	542,655
6001002 SALARIES TEMPORARY	207,693	19,344	98,567	19,650	19,650
6001003 SALARIES OVERTIME	106,763	56,542	60,592	83,014	83,014
6001004 SALARIES SHIFT DIFFERENTIAL	15,279	17,644	11,211	17,650	17,650
6001011 DISCRETIONARY SALARY SAVINGS	0	-144,438	0	0	0
6001968 RETIREMENT INCENTIVE	128,000	0	0	0	0
0000010 Personal Service Totals	5,237,736	4,670,162	2,378,963	4,577,617	4,296,227
0000020 Equipment and Capital Outlay					
6002709 OTHER OPERATIONAL EQUIPMENT	0	0	32,759	68,500	33,500
0000020 Equipment and Capital Outlay Totals	0	0	32,759	68,500	33,500
0000040 Contractual Expenditures					
6004010 BOOKS AND SUBSCRIPTIONS	0	200	134	190	190
6004011 DUPLICATING AND PRINTING RM SU	2,945	1,200	1,325	1,190	1,190
6004012 OFFICE SUPPLIES	1,012	3,000	1,397	3,010	3,010
6004020 DPW BLDG SERVICE SUPPLIES	0	500	0	490	490
6004021 BLDG MAINTENANCE SUPPLIES	867	1,000	0	990	990
6004022 FUEL AND HEATING SUPPLIES	33,453	62,550	27,878	73,700	73,700
6004023 BLDG AND GROUNDS SUPPLIES	28,194	10,000	8,041	10,010	10,010
6004040 MOTOR EQUIPMENT SUPPLIES	657,460	475,000	319,770	525,000	525,000
6004041 PHOTOGRAPHIC SUPPLIES	0	200	0	190	190
6004045 TRAINING AND EDUCATIONAL SUPPL	349	200	0	190	190

REPORT:BP032

BROOME COUNTY GOVERNMENT
REVENUE AND APPROPRIATION SUMMARY
BY DEPARTMENT

FUND 2040 Transit Operating
DEPT 31000000 Public Transportation

Account	2009 Actuals	2010 Budget	2010 YTD Actuals As of 08/31/10	2011 Budget Requested	2011 Budget Recommended
6004046 GAS OIL GREASE AND DIESEL FUEL	926,520	1,350,000	773,528	1,544,124	1,470,800
6004047 TIRES AND TUBES	58,005	80,000	47,295	75,000	70,000
6004048 MISC OPERATIONAL SUPPLIES	56,708	30,000	66,138	33,000	33,000
6004049 LEACHATE SUPPLIES	0	0	465	0	0
6004052 UNIFORMS	20,395	15,000	9,293	14,990	14,990
6004054 SAFETY SUPPLIES	1,448	13,000	779	12,990	12,990
6004055 COMPUTER SOFTWARE AND SUPPLIES	16,559	1,000	1,069	990	990
6004100 POSTAGE AND FREIGHT	494	1,000	6	800	800
6004105 DUES AND MEMBERSHIPS	2,410	2,500	2,050	2,600	2,600
6004106 GENERAL OFFICE EXPENSES	1,964	1,500	141	500	500
6004111 BUILDING AND LAND RENTAL	1,466	0	2,400	0	0
6004112 BLDG GROUNDS AND EQUIP REPAIR	226	8,000	5,824	7,500	7,500
6004113 WATER AND SEWAGE CHARGES	6,643	12,100	5,353	17,200	17,200
6004115 ELECTRIC CURRENT	66,614	87,050	38,896	120,065	120,065
6004116 TAXES	493	600	397	610	610
6004117 BUILDING AND GROUNDS EXPENSES	13,032	9,000	15,301	9,500	9,500
6004121 LAUNDRY AND DRY CLEANING EXPEN	2,372	3,000	1,468	2,900	2,900
6004130 MOTOR EQUIP REPAIRS AND MAINT	42,269	28,000	145,006	30,000	30,000
6004132 ENGINEERING EXPENSES	0	0	190	0	0
6004136 OPERATIONAL EQUIPMENT REPAIRS	0	1,000	0	900	900
6004137 ADVERTISING AND PROMOTION EXPE	720	2,500	1,070	2,000	2,000
6004138 OTHER OPERATIONAL EXPENSES	18,351	15,000	17,142	20,100	15,100
6004144 DIAL-A-BUS-HANDICAPPED	826,346	865,000	523,074	916,000	891,000
6004160 MILEAGE AND PARKING-LOCAL	5	50	6	25	25
6004161 TRAVEL HOTEL AND MEALS	1,176	2,000	774	1,900	1,900
6004162 EDUCATION AND TRAINING	558	1,500	463	1,490	1,490
6004163 MANAGEMENT TRAINING PROGRAM	1	0	0	0	0
6004169 DAY TRIP MEAL REIMBURSEMENT	116	0	182	0	0
6004192 SOFTWARE MAINTENANCE	21,620	24,000	11,627	30,500	30,500
6004196 COPYING MACHINE RENTALS	0	0	843	1,700	1,700
6004200 PROPERTY LOSS	32,612	0	400	0	0
6004203 INSURANCE CLAIMS	52,531	9,275	17,294	0	0
6004400 MEDICAL AND PHYSICAL EXAMS	3,430	1,000	3,235	3,000	3,000
6004504 OTHER FINANCIAL SERVICES	0	0	0	2,762	2,762
0000040 Contractual Expenditures Totals	2,899,364	3,116,925	2,050,254	3,468,106	3,359,782
0000041 Chargeback Expenses					
6004602 INSURANCE PREMIUM CHARGEBACK	428,412	548,780	274,390	331,636	331,636
6004604 DPW SECURITY CHARGEBACKS	39,388	134,325	20,172	129,014	129,014
6004614 OTHER CHARGEBACK EXPENSES	0	2,000	0	1,900	1,900
6004619 BUILDING SERVICE CHARGEBACK	10,800	23,014	0	55,100	55,100
0000041 Chargeback Expenses Totals	478,600	708,119	294,562	517,650	517,650

REPORT:BP032

BROOME COUNTY GOVERNMENT
 REVENUE AND APPROPRIATION SUMMARY
 BY DEPARTMENT

FUND 2040 Transit Operating
 DEPT 31000000 Public Transportation

Account	2009 Actuals	2010 Budget	2010 YTD Actuals As of 08/31/10	2011 Budget Requested	2011 Budget Recommended
0000042 Depreciation					
6004805 DEPRECIATION - MACHINERY & EQU	466	0	0	0	0
0000042 Depreciation Totals	466	0	0	0	0
0000060 Principal on Indebtedness					
6006000 PRINCIPAL ON SERIAL BONDS	0	11,300	0	146,396	146,396
6006001 PRINCIPAL ON BANS	0	680,932	0	0	0
0000060 Principal on Indebtedness Totals	0	692,232	0	146,396	146,396
0000070 Interest on Indebtedness					
6007000 INTEREST ON SERIAL BONDS	4,353	4,031	1,413	131,013	131,013
6007001 INTEREST ON BANS	36,420	88,076	25,337	0	0
0000070 Interest on Indebtedness Totals	40,773	92,107	26,750	131,013	131,013
0000080 Employee Benefits					
6008001 STATE RETIREMENT	353,847	508,561	257,873	811,495	760,845
6008002 SOCIAL SECURITY	339,805	368,317	173,223	357,386	335,860
6008004 WORKERS COMPENSATION	328,111	348,141	174,071	426,512	426,512
6008005 WORKERS COMP LT LIABILITY	22,429	0	0	0	0
6008006 LIFE INSURANCE	2,075	2,035	1,350	1,499	1,499
6008007 HEALTH INSURANCE	848,302	907,570	548,018	987,688	896,240
6008008 OPEB - HEALTH INSURANCE	321,560	0	0	0	0
6008009 RETIREE HEALTH INSURANCE	501,099	533,711	105,443	667,439	667,439
6008010 DISABILITY INSURANCE	1,777	1,676	1,054	1,680	1,680
6008011 UNEMPLOYMENT INSURANCE	26,367	5,000	0	4,990	4,990
0000080 Employee Benefits Totals	2,745,372	2,675,011	1,261,032	3,258,689	3,095,065
0000090 Transfers					
6009002 TRANSFER TO GRANT FUND	0	225,000	0	0	300,000
0000090 Transfers Totals	0	225,000	0	0	300,000
Exp Totals for Dept 31000000	11,402,311	12,179,556	6,044,320	12,167,971	11,879,633

REPORT:BP032

BROOME COUNTY GOVERNMENT
REVENUE AND APPROPRIATION SUMMARY
BY DEPARTMENT

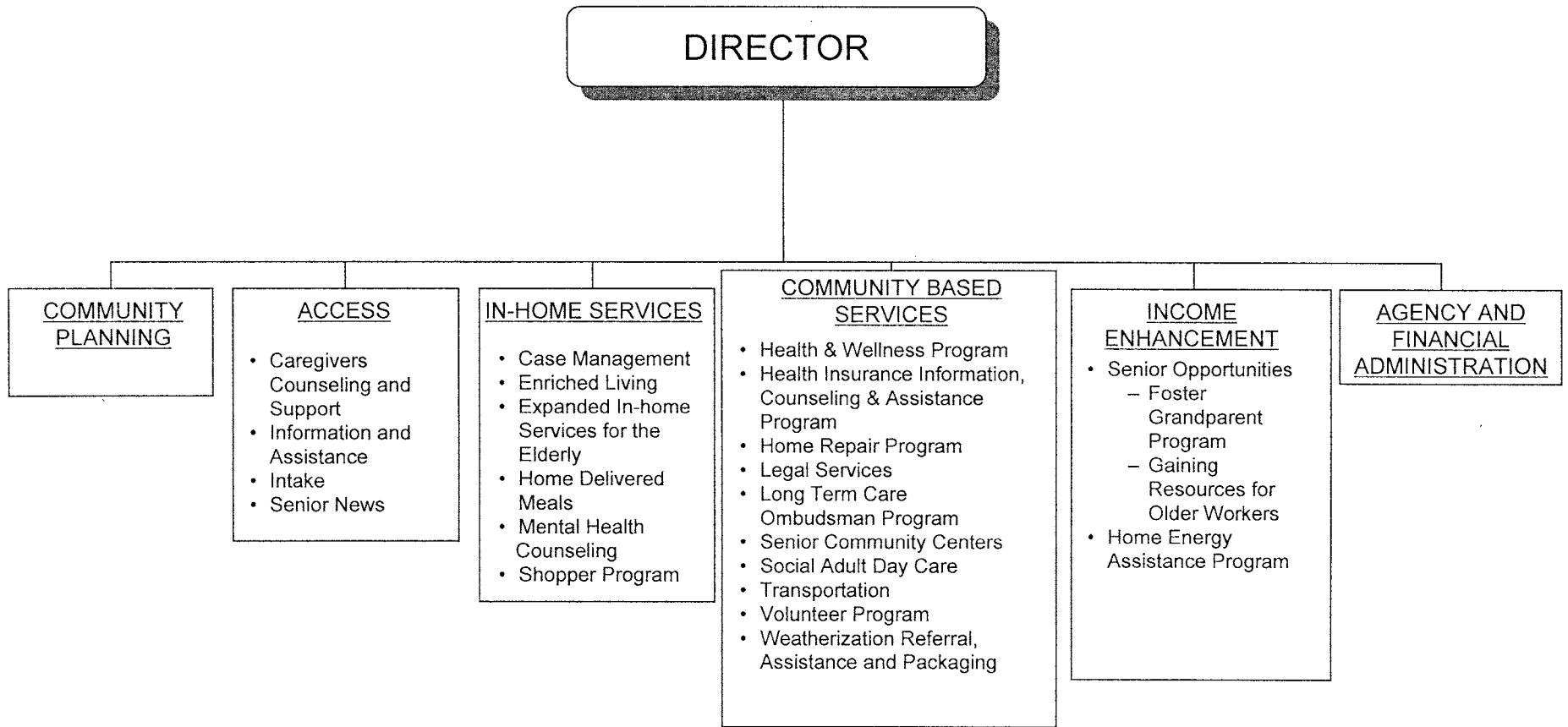
FUND 2040 Transit Operating
DEPT 31000000 Public Transportation

Account	2009 Actuals	2010 Budget	2010 YTD Actuals As of 08/31/10	2011 Budget Requested	2011 Budget Recommended
Total for Dept 31000000	-629	-999,849	-2,003,807	-947,648	-800,000

ECONOMIC ASSISTANCE AND OPPORTUNITY

<u>DEPARTMENT/DIVISION</u>	<u>PAGE</u>
Office for Aging	308
Community Alternative Systems Agency (CASA)	314
Social Services	
Central Administration	319
Administrative Services	327
Support Services	331
Certification	338
Services	343
Social Service Programs	347
Veterans Services	352

AGING (OFA)



OFFICE FOR AGING

MISSION STATEMENT

To improve and enrich the quality of life for all older persons residing in Broome County by promoting the dignity and independence of the older person and ensuring comprehensive and coordinated services are readily available while fostering public awareness of the value and contribution of older persons to the community.

DESCRIPTION

The Broome County Office for Aging is one of 59 Area Agencies on Aging in New York State. The agency is dedicated to being a focal point for information, advocacy, and coordination of aging services. Services are provided directly by the agency and through contracts with 18 community organizations. Through several locations and programs, the Office for Aging annually provides services to 35% of the senior citizen population of the County.

Office for Aging services fall into four main categories:

- 1. Access**
Caregiver Counseling and Support, Information and Assistance, Intake, and *Senior News*.
- 2. In-home Services**
Case Management, Enriched Living, Expanded In-home Services for the Elderly, Home Delivered Meals, Mental Health Services, and Shopper Program.
- 3. Community Based Services**
Health and Wellness Programs, Health Insurance Information, Counseling and Assistance Program, Home Repair Program,

Legal Services, Long Term Care Ombudsman Program, Senior Community Centers, Social Adult Day Care, Transportation, Volunteer Program and WRAP.

4. Benefit Programs

Senior Opportunities - GROW and Foster Grandparent Program and Energy Assistance (HEAP).

2011 OBJECTIVE

- To adjust services based on available funding and service requests.
- To serve as a leader in coordinating community efforts to define and prioritize needs and plan services to meet those needs of the growing elderly population in Broome County.
- To improve our education and outreach efforts to assure we are reaching those who are most in need of service, including those who are frail, low income, minority, isolated, and those who are caregivers of the elderly.

2011 BUDGET HIGHLIGHTS

- The budget reflects a decrease in expenditures and a reduction in projected mortgage tax revenue. Consequently, the budget has been adjusted to include the freezing of two positions and changing a third from full time to part time. These changes represent a total savings of \$116,579.

34010006 AGING, OFFICE FOR THE (OFA)

<u>Title of Position</u>	<u>Grade/Unit</u>	<u>2009 Actuals</u>	<u>As of 9/1/2010 Current Authorized</u>	<u>2011 Requested</u>	<u>2011 Recommended</u>
FULL TIME					
Director of OFA	F Admin	1	1	1	1
Fiscal Services Administrator	24 Admin	1	1	1	1
Aging Services Program Coordinator	20 BAPA	1	1	1	1
Caseworker	16 CSEA	1	1	1	1
Secretary *	13 CSEA	1	1	1	1
Aging Services Representative *	11 CSEA	1	1	1	1
Senior Account Clerk	9 CSEA	1	1	0	0
Keyboard Specialist	8 CSEA	1	1	1	1
Account Clerk	7 CSEA	<u>1</u>	<u>1</u>	<u>1</u>	<u>1</u>
Total Full-Time Positions		9	9	8	8
PART TIME					
Leisure Time Activities Leader	7 CSEA	1	1	1	1
Senior Account Clerk	9 CSEA	<u>0</u>	<u>0</u>	<u>1</u>	<u>1</u>
Total Part-Time Positions		1	1	2	2
TOTAL POSITIONS		10	10	10	10

*Unfunded in current budget

BROOME COUNTY GOVERNMENT
 REVENUE AND APPROPRIATION SUMMARY
 BY DEPARTMENT

FUND 1010 General Operating
 DEPT 34000000 Office for Aging

Account	2009 Actuals	2010 Budget	2010 YTD Actuals As of 08/31/10	2011 Budget Requested	2011 Budget Recommended
0000002 Departmental Income					
5000106 MORTGAGE TAX	1,202,071	1,325,000	539,516	1,125,000	1,125,000
5000324 OFA CHARGEBACKS 1-3	96,446	59,654	32,597	63,944	63,944
0000002 Departmental Income Total	1,298,517	1,384,654	572,113	1,188,944	1,188,944
0000007 Misc Interfund Revenues					
5000581 UNUSED GRANT	45,000	0	0	0	0
0000007 Misc Interfund Revenues Total	45,000	0	0	0	0
Rev Totals for Dept 34000000	1,343,517	1,384,654	572,113	1,188,944	1,188,944
0000010 Personal Service					
6001000 SALARIES FULL-TIME	370,034	403,276	189,920	298,428	298,428
6001001 SALARIES PART-TIME	19,370	18,410	11,488	35,378	35,378
6001968 RETIREMENT INCENTIVE	16,000	0	-16,000	0	0
0000010 Personal Service Totals	405,404	421,686	185,408	333,806	333,806
0000040 Contractual Expenditures					
6004010 BOOKS AND SUBSCRIPTIONS	154	154	154	154	154
6004012 OFFICE SUPPLIES	4,473	3,873	1,097	3,807	3,807
6004021 BLDG MAINTENANCE SUPPLIES	257	275	0	275	275
6004022 FUEL AND HEATING SUPPLIES	16,387	21,500	8,089	20,900	20,900
6004023 BLDG AND GROUNDS SUPPLIES	0	650	145	650	650
6004031 KITCHEN AND DINING ROOM SUPPLI	0	250	0	250	250
6004045 TRAINING AND EDUCATIONAL SUPPL	52	0	0	0	0
6004048 MISC OPERATIONAL SUPPLIES	637	1,355	451	1,175	1,175
6004100 POSTAGE AND FREIGHT	0	125	0	100	100
6004101 TELEPHONE	3,836	3,865	2,575	3,840	3,840
6004105 DUES AND MEMBERSHIPS	893	970	818	675	675
6004106 GENERAL OFFICE EXPENSES	2,320	2,270	2,145	2,145	2,145
6004113 WATER AND SEWAGE CHARGES	1,443	1,600	752	2,000	2,000
6004114 HEATING AND AIR COND PLANT EXP	0	0	4,253	0	0
6004115 ELECTRIC CURRENT	15,465	37,500	16,014	35,500	35,500
6004117 BUILDING AND GROUNDS EXPENSES	23,482	25,091	15,723	25,931	25,931
6004137 ADVERTISING AND PROMOTION EXPE	43	200	0	175	175

REPORT:BP032

BROOME COUNTY GOVERNMENT
REVENUE AND APPROPRIATION SUMMARY
BY DEPARTMENT

FUND 1010 General Operating
DEPT 34000000 Office for Aging

Account	2009 Actuals	2010 Budget	2010 YTD Actuals As of 08/31/10	2011 Budget Requested	2011 Budget Recommended
6004138 OTHER OPERATIONAL EXPENSES	496	1,238	436	1,234	1,234
6004160 MILEAGE AND PARKING-LOCAL	65	1,100	12	750	750
6004161 TRAVEL HOTEL AND MEALS	475	571	0	571	0
6004162 EDUCATION AND TRAINING	215	205	0	205	0
6004164 NON-EMPLOYEE TRAVEL HOTEL & ME	34	0	0	0	0
6004165 ADVISORY BD/TRUSTEES EXPENSES	250	250	250	250	250
6004196 COPYING MACHINE RENTALS	804	2,693	1,662	3,200	3,200
0000040 Contractual Expenditures Totals	71,781	105,735	54,576	103,787	103,011
0000041 Chargeback Expenses					
6004602 INSURANCE PREMIUM CHARGEBACK	2,109	2,953	1,477	2,610	2,610
0000041 Chargeback Expenses Totals	2,109	2,953	1,477	2,610	2,610
0000060 Principal on Indebtedness					
6006008 PRINCIPAL ON CAPITAL LEASE	1,658	0	0	0	0
0000060 Principal on Indebtedness Totals	1,658	0	0	0	0
0000070 Interest on Indebtedness					
6007005 INTEREST ON CAPITAL LEASE	71	0	0	0	0
0000070 Interest on Indebtedness Totals	71	0	0	0	0
0000080 Employee Benefits					
6008001 STATE RETIREMENT	21,631	44,763	17,243	56,773	56,773
6008002 SOCIAL SECURITY	29,721	32,259	13,301	25,535	25,535
6008004 WORKERS COMPENSATION	3,273	3,265	1,264	3,338	3,338
6008006 LIFE INSURANCE	174	190	93	154	154
6008007 HEALTH INSURANCE	63,748	79,742	36,883	61,022	61,022
6008009 RETIREE HEALTH INSURANCE	196,509	215,630	36,294	246,773	246,773
6008010 DISABILITY INSURANCE	778	903	347	645	645
0000080 Employee Benefits Totals	315,834	376,752	105,425	394,240	394,240
0000090 Transfers					
6009002 TRANSFER TO GRANT FUND	1,172,449	964,374	0	1,000,865	918,020
0000090 Transfers Totals	1,172,449	964,374	0	1,000,865	918,020

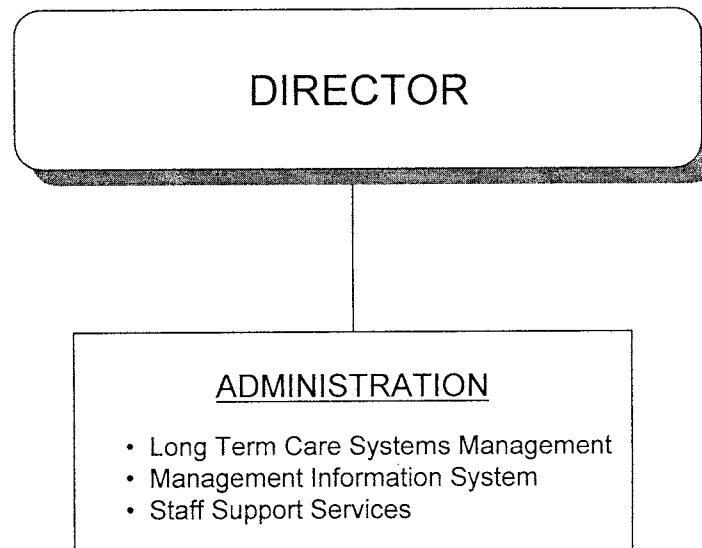
REPORT:BP032

BROOME COUNTY GOVERNMENT
REVENUE AND APPROPRIATION SUMMARY
BY DEPARTMENT

FUND 1010 General Operating
DEPT 34000000 Office for Aging

Account	2009 Actuals	2010 Budget	2010 YTD Actuals As of 08/31/10	2011 Budget Requested	2011 Budget Recommended
Exp Totals for Dept 34000000	1,969,306	1,871,500	346,886	1,835,308	1,751,687
Total for Dept 34000000	-625,789	-486,846	225,227	-646,364	-562,743

COMMUNITY ALTERNATIVE SYSTEMS AGENCY (CASA)



**COMMUNITY ALTERNATIVE SYSTEMS AGENCY
(CASA)**

MISSION STATEMENT

To provide all residents of Broome County in need of long-term care services, regardless of age or income, access to assessment and care planning to ensure both public and private dollars are spent appropriately and judiciously.

Limits of Authority: Prior payment approval for personal care aide service and Long Term Home Health Care Program (LTHHCP) services. Payment authority for Medicaid in regard to the following programs: ALP (Assisted Living Program), medical day care, PERS (Personal Emergency Response System), nursing home respite, Consumer Directed Personal Assistance (CDPAP), Private Duty Nursing Program (PDN) and the Care at Home (CAH) program for children. CASA is directly responsible for approximately \$10,000,000 in Medicaid community care expenditures.

DESCRIPTION OF SERVICES

CASA assumes all responsibilities pursuant to NYS Social Services Regulation 18 NYCRR 505.14 (Personal Care Services - Scope and Procedures), except that Social Services retains authority to monitor CASA's performance. CASA assumes responsibility, in conjunction with the relevant provider agency, for the coordination and implementation of the Long Term Home Health Care Program in Broome County, in conformance with guidelines and limitations set under

Department of Social Services regulations. CASA, as the central entry point into the long-term care system, provides case management, assessment, care planning, and evaluation of long-term care needs of the elderly and chronically ill, encouraging families to remain involved in their care, and seeking placement at the appropriate level of community resource. CASA was first established in 1983 by Resolution No. 65 and is designed to contain the growth in Medicaid expenditures for long-term care.

CASA's primary focus is on assessing clients of all ages to ensure appropriate utilization of long-term care services.

2011 OBJECTIVES

- To increase our use of communicating with clients and families via technology: Facebook, e-mail, web site.
- To maintain our leadership position as one of the most efficient cost effective counties in NYS when it comes to Medicaid home care; especially when compared to similar sized counties.

2011 BUDGET HIGHLIGHTS

- CASA operations have a significant impact on containing the rate of growth in Medicaid home care expenditures to which CASA authorizes payment.
- CASA staff authorizes approximately \$10 million dollars of Medicaid home care related services annually.

32010006 COMMUNITY ALTERNATIVE SYSTEMS AGENCY (CASA)

<u>Title of Position</u>	<u>Grade/Unit</u>	<u>2009 Actuals</u>	<u>9/1/2010 Current Authorized</u>	<u>2011 Requested</u>	<u>2011 Recommended</u>
FULL TIME					
CASA Director	25 Admin	1	1	1	1
Clinical Nurse Specialist	20 BAPA	1	1	1	1
Management Associate	18 BAPA	1	1	1	1
Assistant Supervising Public Health Nurse	19 CSEA	1	1	1	1
Public Health Nurse *	17 CSEA	12	10	10	10
Senior Registered Professional Nurse	16 CSEA	4	6	6	6
Caseworker/Trainee	16/14 CSEA	1	1	1	1
Secretary	13 CSEA	1	1	1	1
Keyboard Specialist	8 CSEA	<u>4</u>	<u>4</u>	<u>4</u>	<u>4</u>
Total Full-Time Positions		26	26	26	26
PART TIME					
Caseworker/Trainee	16/14 CSEA	<u>1</u>	<u>1</u>	<u>1</u>	<u>1</u>
Total Part-Time Positions		1	1	1	1
TOTAL POSITIONS		27	27	27	27

* One position unfunded in current budget

BROOME COUNTY GOVERNMENT
 REVENUE AND APPROPRIATION SUMMARY
 BY DEPARTMENT

FUND 1010 General Operating
 DEPT 32000000 CASA

Account	2009 Actuals	2010 Budget	2010 YTD Actuals As of 08/31/10	2011 Budget Requested	2011 Budget Recommended
0000002 Departmental Income					
5000215 HOME HEALTH CARE FEES	2,240	3,000	1,400	3,000	3,000
5000301 HEALTH CARE ADMINISTRATION	779	0	502	0	0
5000316 CHARGEBACK - D S S	1,926,459	2,104,670	856,733	2,193,017	2,193,017
0000002 Departmental Income Total	1,929,478	2,107,670	858,635	2,196,017	2,196,017
Rev Totals for Dept 32000000	1,929,478	2,107,670	858,635	2,196,017	2,196,017
0000010 Personal Service					
6001000 SALARIES FULL-TIME	1,011,933	1,105,842	613,271	1,082,769	1,082,769
6001001 SALARIES PART-TIME	26,268	28,411	14,775	28,417	28,417
6001002 SALARIES TEMPORARY	9,288	0	0	0	0
6001003 SALARIES OVERTIME	637	0	357	0	0
6001968 RETIREMENT INCENTIVE	16,000	0	0	0	0
0000010 Personal Service Totals	1,064,126	1,134,253	628,403	1,111,186	1,111,186
0000040 Contractual Expenditures					
6004010 BOOKS AND SUBSCRIPTIONS	259	442	235	442	442
6004012 OFFICE SUPPLIES	5,550	5,929	1,554	5,540	5,540
6004055 COMPUTER SOFTWARE AND SUPPLIES	10,104	8,979	182	1,643	1,643
6004060 NURSING SUPPLIES	143	253	357	178	178
6004100 POSTAGE AND FREIGHT	0	36	27	36	36
6004105 DUES AND MEMBERSHIPS	100	95	0	100	100
6004106 GENERAL OFFICE EXPENSES	773	570	144	420	420
6004137 ADVERTISING AND PROMOTION EXPE	890	400	0	400	400
6004138 OTHER OPERATIONAL EXPENSES	88	300	0	300	300
6004160 MILEAGE AND PARKING-LOCAL	22,059	26,000	11,409	21,240	21,240
6004161 TRAVEL HOTEL AND MEALS	422	3,009	233	2,000	0
6004162 EDUCATION AND TRAINING	2,283	2,090	1,771	2,090	0
6004169 DAY TRIP MEAL REIMBURSEMENT	80	80	24	80	80
6004196 COPYING MACHINE RENTALS	1,510	2,316	1,351	2,316	2,316
6004505 CONTRACTED DATA PROCESSING SER	42,594	20,228	13,533	22,597	22,597
0000040 Contractual Expenditures Totals	86,855	70,727	30,820	59,382	55,292
0000041 Chargeback Expenses					

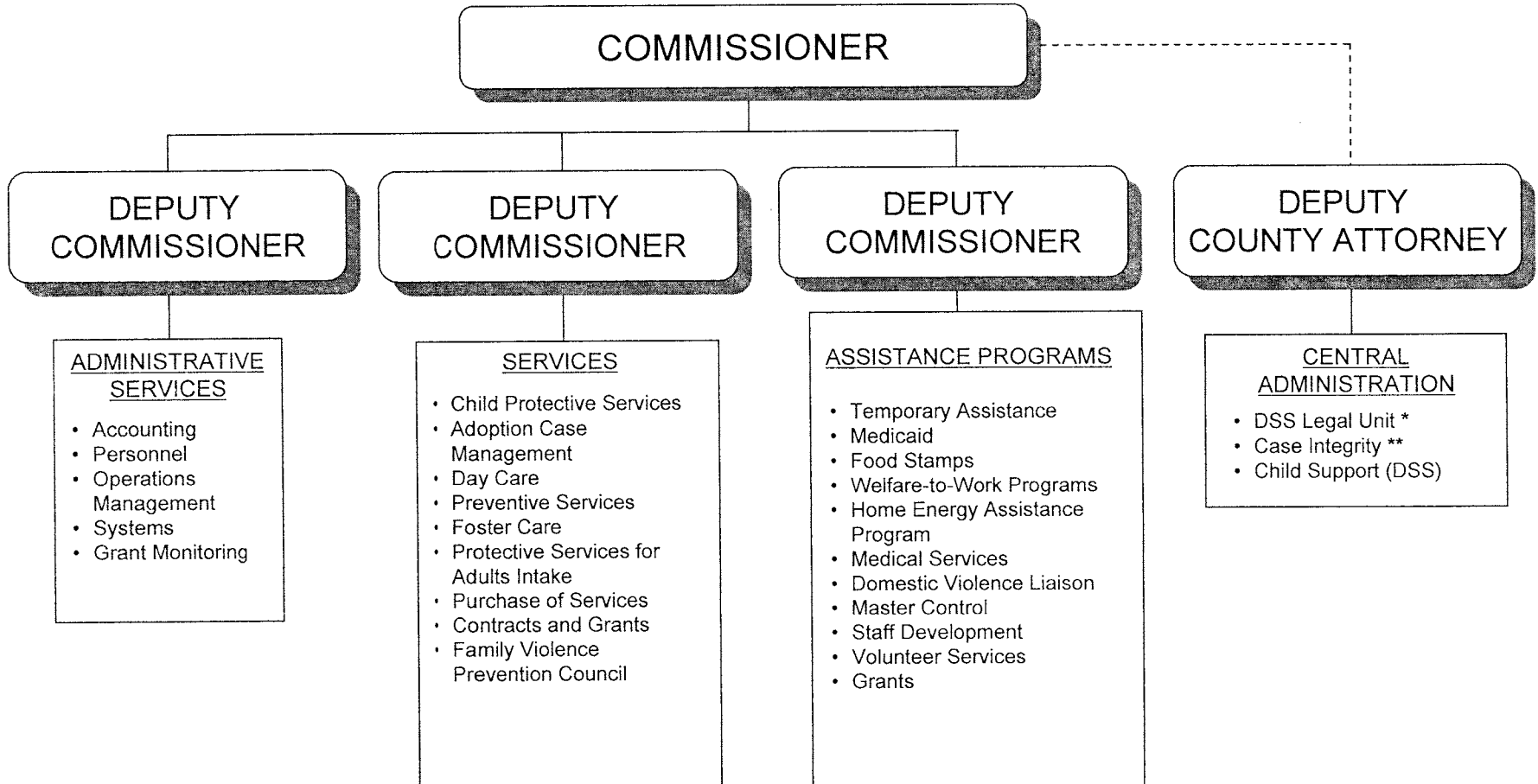
REPORT:BP032

BROOME COUNTY GOVERNMENT
REVENUE AND APPROPRIATION SUMMARY
BY DEPARTMENT

FUND 1010 General Operating
DEPT 32000000 CASA

Account	2009 Actuals	2010 Budget	2010 YTD Actuals As of 08/31/10	2011 Budget Requested	2011 Budget Recommended
6004601 INDIRECT COSTS	150,058	185,000	0	185,000	185,000
6004602 INSURANCE PREMIUM CHARGEBACK	324	308	154	310	310
6004605 COUNTY ATTORNEY CHARGEBACKS	1,040	2,010	445	2,010	2,010
6004606 TELEPHONE BILLING ACCOUNT	11,645	11,691	5,708	12,310	12,310
6004609 DATA PROCESSING CHARGEBACKS	58,840	56,120	28,060	86,498	86,498
6004614 OTHER CHARGEBACK EXPENSES	1,483	1,245	535	1,535	1,535
6004615 GASOLINE CHARGEBACK	0	1,500	0	1,500	1,500
6004617 DUPLICATING/PRINTING CHARGEBAC	5,299	6,900	4,960	7,500	7,500
6004618 OFFICE SUPPLIES CHARGEBACK	4,845	5,500	2,744	5,575	5,575
6004619 BUILDING SERVICE CHARGEBACK	0	1,500	0	1,000	1,000
6004621 BUILDING AND LAND RENTAL CHARG	34,230	34,230	0	34,230	34,230
0000041 Chargeback Expenses Totals	267,764	306,004	42,606	337,468	337,468
0000060 Principal on Indebtedness					
6006008 PRINCIPAL ON CAPITAL LEASE	922	0	0	0	0
0000060 Principal on Indebtedness Totals	922	0	0	0	0
0000070 Interest on Indebtedness					
6007005 INTEREST ON CAPITAL LEASE	3	0	0	0	0
0000070 Interest on Indebtedness Totals	3	0	0	0	0
0000080 Employee Benefits					
6008001 STATE RETIREMENT	77,925	125,926	57,639	200,015	200,015
6008002 SOCIAL SECURITY	77,632	86,783	46,287	85,007	85,007
6008004 WORKERS COMPENSATION	7,524	7,572	3,786	7,631	7,631
6008006 LIFE INSURANCE	466	494	314	494	494
6008007 HEALTH INSURANCE	241,021	285,942	160,924	292,983	292,983
6008009 RETIREE HEALTH INSURANCE	77,453	84,563	14,538	95,884	95,884
6008010 DISABILITY INSURANCE	2,749	2,967	1,761	2,967	2,967
0000080 Employee Benefits Totals	484,770	594,247	285,249	684,981	684,981
Exp Totals for Dept 32000000	1,904,440	2,105,231	987,078	2,193,017	2,188,927
Total for Dept 32000000	25,038	2,439	-128,443	3,000	7,090

SOCIAL SERVICES



* In Law Department Budget

** In Department of Public Works/Security

SOCIAL SERVICES

Central Administration

MISSION STATEMENT

Staff Development

The Staff Development, Planning and Volunteer Services Unit is committed to improving the organization through its employees and to provide services and resources that enable the organization to realize its goals. This division is results-oriented and focuses on continuous improvement in training, planning, and volunteer services.

Family Violence Prevention Council

The mission of the Family Violence Prevention Council is to reduce the incidence and severity of family violence in Broome County including child abuse and neglect, domestic violence and elder abuse, by developing and implementing a comprehensive, coordinated community program for preventing, as well as identifying, assessing, and treating all forms of family violence.

Operations

The Operations Unit is committed to providing quality service and support to the staff and customers of the organization. This Unit focuses on continuous improvement in safety and environmental concerns for the organization.

DESCRIPTION

Staff Development

The Staff Development and Planning Unit are located in Suite 203 on the 2nd floor of the Main Street office and serves all employees of the department. The development and maintenance of the department's educational program is a major function of the unit. In addition, to the

specific duties performed by the Unit related to training, planning, and volunteer services, the Unit is considered the lead office for major initiatives such as process reengineering, grant writing, organizational communication, and team facilitation.

Family Violence Prevention Council

The Family Violence Prevention Council office and staff are located in the lower level of the Thomas P. Hoke Human Services Building. There are approximately 40 members of the council and an additional group of volunteers that are members to the ten standing committees of the council. Members of the council serve a three year term and the council meets at least six times per year. Committees convene at least six times per year as well.

Operations

The Operations Office is located on the 2nd floor of the Main Street office and serves all employees of the department. Operations include janitorial, maintenance, and courier and mail service, as well as scheduling and maintenance of the agency fleet for staff use in local and out of County travel. Operations tracks and maximizes fleet operations and monitors conditions for safety, security, and cleanliness. In addition, facility projects are coordinated with the landlord, DPW, and vendors.

2011 OBJECTIVES

Staff Development

Training

- Provide mandatory training programs to 100% of all new employees.
- Maintain educational opportunities for employees through Broome Community College and Binghamton University.

- Provide optimum uses of electronic communication options throughout the training curriculum.

Volunteer Services

- Increase the current level of volunteer service to the department by 10%.

Family Violence Prevention Council

The council has five functions:

INTERAGENCY COORDINATION AND MANGEMENT OF CASES

To provide interagency coordination to maximize institutional responses to family violence by encouraging and / or developing mechanisms to facilitate sharing of information among agencies and coordinating the management of cases.

PROGRAM DEVELOPMENT

To encourage and support the coordinated development of programs and services to provide prompt professional crisis intervention, treatment and prevention services for family violence, the County will review and assess community needs and develop and implement a plan to address those needs.

TRAINING OF PROFESSIONALS

To facilitate early intervention in instances of suspected family violence by: supporting and/or providing training for all professionals to increase their skills in identification/assessment, reporting/referral procedures and appropriate responses.

COMMUNITY EDUCATION

To facilitate the expansion, development and implementation of education and public information programs designed to inform the community of critical family violence issues, heighten community

awareness of resources available to prevent and treat family violence, promote community support for actions directed toward preventing and responding to family violence.

ADVOCACY

To affect the formulation of local, state, and federal policy and legislation relating to all aspects of family violence including funding for programs.

The work of the ten committees focuses on these functions.

Operations

- Continue to maximize the high level of fleet usage
- Continue to purge and destroy old documents and make space for high-density filing systems.

2011 BUDGET HIGHLIGHTS

Staff Development

- None.

Family Violence Prevention Council

- Projects of the Family Violence Prevention Council are funded by donations from the community.

Operations

- None.

35020006 SOCIAL SERVICES/Central Administration

<u>Title of Position</u>	<u>Grade/Unit</u>	<u>2009 Actuals</u>	<u>As of 9/1/2010 Current Authorized</u>	<u>2011 Requested</u>	<u>2011 Recommended</u>
FULL TIME					
Commissioner of Social Services*	J Admin	1	1	1	1
Staff Development Director	19 BAPA	1	1	1	1
Family Violence Prevention Coordinator	20 CSEA	1	1	1	1
Staff Development Specialist	17 CSEA	1	1	1	1
Secretary	13 CSEA	1	1	1	1
Social Services Operations Coordinator	13 CSEA	1	1	1	1
Senior Social Services Examiner	13 CSEA	1	1	1	1
Courier	9 CSEA	1	1	1	1
Keyboard Specialist	8 CSEA	1	1	1	1
Custodial Worker	AFSCME	<u>1</u>	<u>1</u>	<u>1</u>	<u>1</u>
Total Full-Time Positions		10	10	10	10
PART TIME					
Keyboard Specialist	8 CSEA	<u>1</u>	<u>1</u>	<u>1</u>	<u>1</u>
Total Part-Time Positions		1	1	1	1
TOTAL POSITIONS		11	11	11	11

* Position is a shared position and shared funding with Mental Health Department

BROOME COUNTY GOVERNMENT
 REVENUE AND APPROPRIATION SUMMARY
 BY DEPARTMENT AND DIVISION

FUND 1010 General Operating
 DEPT 35000000 Social Services
 DIV 02

Account	2009 Actuals	2010 Budget	2010 YTD Actuals As of 08/31/10	2011 Budget Requested	2011 Budget Recommended
0000002 Departmental Income					
5000152 REPAYMENTS OF TANF	1,028,697	1,281,251	838,725	1,737,945	1,737,945
5000239 CSE PLACEMENTS	52,752	55,000	73,163	59,400	59,400
5000331 CHARGEBACK TO GRANTS	451,798	480,743	156,666	419,776	419,776
5000333 OTHER DEPARTMENTAL CHARGEBACK	5,907	5,938	2,969	6,283	6,283
5000426 MISCELLANEOUS	79,349	86,513	29,603	5,179	5,179
0000002 Departmental Income Totals	1,618,503	1,909,445	1,101,126	2,228,583	2,228,583
0000003 Use of Money					
5000451 INTEREST AND EARNINGS	63,405	12,494	14,643	30,967	30,967
5000471 COMMISSIONS	6,512	7,951	3,813	6,872	6,872
0000003 Use of Money Totals	69,917	20,445	18,456	37,839	37,839
0000007 Misc Interfund Revenues					
5000533 UNCLASSIFIED REVENUES	16,055	10,206	10,811	13,880	13,880
5000534 TRANSFER FROM INSURANCE RESERV	33,151	0	70	0	0
0000007 Misc Interfund Revenues Totals	49,206	10,206	10,881	13,880	13,880
0000008 State Aid					
5000855 SOCIAL SERVICES ADMINISTRATION	3,471,915	5,173,966	1,617,893	5,045,567	5,026,999
0000008 State Aid Totals	3,471,915	5,173,966	1,617,893	5,045,567	5,026,999
0000009 Federal Aid					
5000925 SOCIAL SERVICES ADMINISTRATION	10,389,885	10,021,445	4,537,975	9,978,267	9,960,759
5000926 A 87 FEDERAL REVENUE	468,019	675,746	188,364	334,830	334,830
0000009 Federal Aid Totals	10,857,904	10,697,191	4,726,339	10,313,097	10,295,589
Rev Total for Div 3502	16,067,445	17,811,253	7,474,695	17,638,966	17,602,890
0000010 Personal Service					
6001000 SALARIES FULL-TIME	428,329	467,035	282,971	466,627	466,627

REPORT:BP033

BROOME COUNTY GOVERNMENT
REVENUE AND APPROPRIATION SUMMARY
BY DEPARTMENT AND DIVISION

FUND 1010 General Operating
DEPT 35000000 Social Services
DIV 02

Account	2009 Actuals	2010 Budget	2010 YTD Actuals As of 08/31/10	2011 Budget Requested	2011 Budget Recommended
6001001 SALARIES PART-TIME	15,671	16,125	9,625	16,225	16,225
6001009 OTHER PERSONNEL SERVICES	0	275	275	275	275
0000010 Personal Service Totals	444,000	483,435	292,871	483,127	483,127
0000040 Contractual Expenditures					
6004010 BOOKS AND SUBSCRIPTIONS	1,051	2,603	357	1,600	1,600
6004012 OFFICE SUPPLIES	10,535	12,000	2,412	6,700	6,700
6004020 DPW BLDG SERVICE SUPPLIES	0	600	0	600	600
6004022 FUEL AND HEATING SUPPLIES	26,070	47,940	17,755	40,400	40,400
6004023 BLDG AND GROUNDS SUPPLIES	12,927	15,000	9,784	17,153	17,153
6004045 TRAINING AND EDUCATIONAL SUPPL	1,023	1,500	475	1,500	1,500
6004046 GAS OIL GREASE AND DIESEL FUEL	2,931	5,500	1,491	5,500	5,500
6004048 MISC OPERATIONAL SUPPLIES	26	0	375	0	0
6004054 SAFETY SUPPLIES	138	160	0	160	160
6004055 COMPUTER SOFTWARE AND SUPPLIES	0	6,940	0	6,940	6,940
6004100 POSTAGE AND FREIGHT	2,214	250	7,025	7,250	7,250
6004101 TELEPHONE	15	565	88	565	565
6004105 DUES AND MEMBERSHIPS	5,086	5,196	954	5,196	5,196
6004106 GENERAL OFFICE EXPENSES	3,954	9,500	2,058	5,000	5,000
6004111 BUILDING AND LAND RENTAL	649,899	714,997	536,248	729,478	729,478
6004115 ELECTRIC CURRENT	141,728	158,022	93,233	161,099	161,099
6004117 BUILDING AND GROUNDS EXPENSES	78,947	88,335	54,491	91,129	91,129
6004137 ADVERTISING AND PROMOTION EXPE	389	1,000	267	1,000	1,000
6004138 OTHER OPERATIONAL EXPENSES	303	1,000	591	1,000	1,000
6004160 MILEAGE AND PARKING-LOCAL	101	210	10	210	210
6004161 TRAVEL HOTEL AND MEALS	1,126	1,300	535	1,300	0
6004162 EDUCATION AND TRAINING	139	850	139	850	1,200
6004164 NON-EMPLOYEE TRAVEL HOTEL & ME	2,596	2,871	1,117	2,952	2,952
6004165 ADVISORY BD/TRUSTEES EXPENSES	1,423	1,900	946	1,900	1,900
6004168 OTHER PERSONAL EXPENSES	60	60	60	120	120
6004169 DAY TRIP MEAL REIMBURSEMENT	32	300	0	300	300
6004192 SOFTWARE MAINTENANCE	20,205	22,615	20,565	20,565	20,565
6004195 HARDWARE RENTAL	3,851	3,600	2,224	3,600	3,600
6004196 COPYING MACHINE RENTALS	16,356	26,486	17,419	22,306	22,306
6004200 PROPERTY LOSS	13,151	0	70	0	0
6004203 INSURANCE CLAIMS	20,000	0	0	0	0
6004505 CONTRACTED DATA PROCESSING SER	0	1,500	0	1,500	1,500
6004573 OTHER FEES FOR SERVICES	43,273	72,933	16,733	91,800	66,800
6004591 CASH SHORT AND OVER	22	0	5	0	0
6005003 DISCOVERY CENTER	0	10,958	5,479	9,862	0
6005016 BROOME CO COOP EXT ASSN	0	430,835	298,029	357,635	258,501
6005019 ACCORD DISPUTE RESOLUTION CENT	11,031	9,652	9,652	0	0
6005033 OPPORTUNITIES FOR BROOME	32,077	0	0	0	0

BROOME COUNTY GOVERNMENT
 REVENUE AND APPROPRIATION SUMMARY
 BY DEPARTMENT AND DIVISION

FUND 1010 General Operating
 DEPT 35000000 Social Services
 DIV 02

Account	2009 Actuals	2010 Budget	2010 YTD Actuals As of 08/31/10	2011 Budget Requested	2011 Budget Recommended
0000040 Contractual Expenditures Totals	1,102,679	1,657,178	1,100,587	1,597,170	1,462,224
0000041 Chargeback Expenses					
6004602 INSURANCE PREMIUM CHARGEBACK	16,197	22,025	11,013	26,314	26,314
6004604 DPW SECURITY CHARGEBACKS	967,413	1,144,462	252,870	1,183,836	1,183,836
6004605 COUNTY ATTORNEY CHARGEBACKS	973,671	1,118,475	347,766	1,068,046	1,068,046
6004606 TELEPHONE BILLING ACCOUNT	17,104	17,516	8,684	17,263	17,263
6004609 DATA PROCESSING CHARGEBACKS	334,938	322,546	161,273	346,926	346,926
6004614 OTHER CHARGEBACK EXPENSES	3,513	3,900	2,061	4,000	4,000
6004615 GASOLINE CHARGEBACK	36,069	58,195	22,836	31,736	31,736
6004616 FLEET SERVICE CHARGEBACK	62,625	61,852	0	0	0
6004617 DUPLICATING/PRINTING CHARGEBACK	40,557	47,004	15,831	47,004	47,004
6004618 OFFICE SUPPLIES CHARGEBACK	126,387	117,665	72,749	125,190	125,190
6004619 BUILDING SERVICE CHARGEBACK	2,569	3,000	0	4,000	4,000
6004626 TRANSPORTATION SERVICES CHARGE	284,470	20,842	20,842	34,043	34,043
6004627 SINGLE AUDIT CHARGEBACK	27,513	36,307	0	37,000	37,000
0000041 Chargeback Expenses Totals	2,893,026	2,973,789	915,925	2,925,358	2,925,358
0000060 Principal on Indebtedness					
6006008 PRINCIPAL ON CAPITAL LEASE	8,596	0	0	0	0
0000060 Principal on Indebtedness Totals	8,596	0	0	0	0
0000070 Interest on Indebtedness					
6007005 INTEREST ON CAPITAL LEASE	2,968	0	0	0	0
0000070 Interest on Indebtedness Totals	2,968	0	0	0	0
0000080 Employee Benefits					
6008001 STATE RETIREMENT	31,931	53,630	26,503	86,914	86,914
6008002 SOCIAL SECURITY	32,673	36,962	21,380	36,939	36,939
6008004 WORKERS COMPENSATION	3,053	5,012	1,662	5,327	5,327
6008006 LIFE INSURANCE	194	209	138	209	209
6008007 HEALTH INSURANCE	77,862	90,935	54,661	95,806	95,806
6008009 RETIREE HEALTH INSURANCE	104,538	116,182	13,729	90,438	90,438
6008010 DISABILITY INSURANCE	958	1,032	659	1,032	1,032
0000080 Employee Benefits Totals	251,209	303,962	118,732	316,665	316,665

REPORT:BP033

BROOME COUNTY GOVERNMENT
REVENUE AND APPROPRIATION SUMMARY
BY DEPARTMENT AND DIVISION

FUND 1010 General Operating
DEPT 35000000 Social Services
DIV 02

Account	2009 Actuals	2010 Budget	2010 YTD Actuals As of 08/31/10	2011 Budget Requested	2011 Budget Recommended
Exp Total for Div 3502	4,702,478	5,418,364	2,428,115	5,322,320	5,187,374
Total for Div 3502	11,364,967	12,392,889	5,046,580	12,316,646	12,415,516

SOCIAL SERVICES

Administrative Services

MISSION STATEMENT

The Administrative Services Unit of the Department of Social Services ensures the department's compliance with fiscal and operation policies dictated by the federal and state governments regarding claims, and revenue. It is this department's goal to assist our County government in understanding and pursuing the most advantageous use of our welfare funding.

DESCRIPTION

Administrative Services is responsible for a variety of functions. Included are: budget preparation, fiscal planning, accounting, security, operations management, resources, third party health insurance, and personnel as provided for in Article XVII (1) (a) of the New York State Constitution, and various sections, Title 18 of the New York State Code Rules and Regulations.

2011 OBJECTIVES

- Prepare a budget that will meet the needs of our clients and be financially sound.
- Provide timely and accurate payments to clients and to providers on behalf of our clients in all program areas.
- Prepare monthly claims for state and federal reimbursement of program and administrative expenditures.
- To assist external auditors in their audit of department records.
- Maintain individual personnel files for all employees which includes: personnel data records (PDR), leave of absences and disability forms, bi-weekly payroll, and computerized sick and vacation records for more accurate and efficient record keeping.

2011 BUDGET HIGHLIGHTS

- Ongoing reengineering effort to focus on efficiencies and cost reductions.
- Continue department wide imaging program to increase efficiencies and reduce dependence on paper files.
- Fiscal measurement reporting has been rolled out and will continue to be reviewed on a monthly basis.
- Continue documenting, updating, and flow charting all financial processes to enhance departmental controls and to optimize process efficiencies.

35010006 SOCIAL SERVICES/Administrative Services

<u>Title of Position</u>	<u>Grade/Unit</u>	<u>2009 Actuals</u>	<u>As of 9/1/2010 Current Authorized</u>	<u>2011 Requested</u>	<u>2011 Recommended</u>
FULL TIME					
Deputy Comm. of Social Services/Admin. Services	G Admin	1	1	1	1
Accounting Supervisor Grade A	21 BAPA	1	1	1	1
Senior Accountant	18 BAPA	1	1	1	1
Accountant (County)	16 CSEA	1	1	1	1
Resource Consultant	14 CSEA	1	1	1	1
Computer Operator	13 CSEA	1	1	1	1
Principal Account Clerk	13 CSEA	4	4	4	4
Secretary	13 CSEA	1	1	1	1
Senior Account Clerk	9 CSEA	6	6	6	5
Keyboard Specialist	8 CSEA	2	2	2	2
Senior Clerk	8 CSEA	4	4	3	3
Account Clerk	7 CSEA	1	1	1	1
Clerk	6 CSEA	1	1	1	1
Total Full-Time Positions		25	25	24	23
PART TIME					
Total Part-Time Positions		0	0	0	0
TOTAL POSITIONS		25	25	24	23

REPORT:BP033

BROOME COUNTY GOVERNMENT
 REVENUE AND APPROPRIATION SUMMARY
 BY DEPARTMENT AND DIVISION

FUND 1010 General Operating
 DEPT 35000000 Social Services
 DIV 01

Account	2009 Actuals	2010 Budget	2010 YTD Actuals As of 08/31/10	2011 Budget Requested	2011 Budget Recommended
0000002 Departmental Income					
5000183 MISCELLANEOUS CONTRIBUTIONS	0	0	-4,294	0	0
0000002 Departmental Income Totals	0	0	-4,294	0	0
0000009 Federal Aid					
5000925 SOCIAL SERVICES ADMINISTRATION	0	0	289,721	0	0
0000009 Federal Aid Totals	0	0	289,721	0	0
Rev Total for Div 3501	0	0	285,427	0	0
0000010 Personal Service					
6001000 SALARIES FULL-TIME	795,864	897,432	490,382	876,087	851,011
6001003 SALARIES OVERTIME	542	1,090	3,440	3,090	3,090
6001968 RETIREMENT INCENTIVE	32,000	0	0	0	0
0000010 Personal Service Totals	828,406	898,522	493,822	879,177	854,101
0000040 Contractual Expenditures					
6004012 OFFICE SUPPLIES	6,395	7,910	3,073	7,910	7,910
6004055 COMPUTER SOFTWARE AND SUPPLIES	0	700	0	700	700
6004056 COMPUTER EQUIPMENT (NON CAPITAL)	0	0	995	0	0
6004106 GENERAL OFFICE EXPENSES	0	600	0	600	600
6004161 TRAVEL HOTEL AND MEALS	1,911	2,750	2,764	2,750	0
6004162 EDUCATION AND TRAINING	139	975	626	975	0
6004169 DAY TRIP MEAL REIMBURSEMENT	16	250	16	250	250
0000040 Contractual Expenditures Totals	8,461	13,185	7,474	13,185	9,460
0000041 Chargeback Expenses					
6004606 TELEPHONE BILLING ACCOUNT	9,375	9,512	4,565	9,107	9,107
0000041 Chargeback Expenses Totals	9,375	9,512	4,565	9,107	9,107
0000080 Employee Benefits					

REPORT:BP033

BROOME COUNTY GOVERNMENT
REVENUE AND APPROPRIATION SUMMARY
BY DEPARTMENT AND DIVISION

FUND 1010 General Operating
DEPT 35000000 Social Services
DIV 01

Account	2009	2010	2010	2011	2011
	Actuals	Budget	YTD Actuals As of 08/31/10	Budget Requested	Budget Recommended
6008001 STATE RETIREMENT	58,824	99,958	44,663	158,252	153,738
6008002 SOCIAL SECURITY	60,383	68,889	35,414	67,256	65,338
6008004 WORKERS COMPENSATION	5,158	9,341	3,194	9,704	9,704
6008006 LIFE INSURANCE	432	475	278	456	437
6008007 HEALTH INSURANCE	188,233	225,538	135,716	262,972	252,235
6008009 RETIREE HEALTH INSURANCE	190,572	205,538	37,455	234,131	234,131
6008010 DISABILITY INSURANCE	2,696	2,838	1,629	2,967	2,838
0000080 Employee Benefits Totals	506,298	612,577	258,349	735,738	718,421
Exp Total for Div 3501	1,352,540	1,533,796	764,210	1,637,207	1,591,089
Total for Div 3501	-1,352,540	-1,533,796	-478,783	-1,637,207	-1,591,089

SOCIAL SERVICES

Support Services

MISSION STATEMENT

Master Control

To provide vital, diversified service to all divisions in the department.

Quality Assurance Unit

To conduct independent reviews of temporary assistance, food stamps, and medical assistance cases to insure that correct policy and procedure is being utilized, to maximize state and federal reimbursement, to provide program managers with information as to improving work quality through training or policy/procedure change.

Child Support Enforcement Unit (CSEU)/Support Collection Unit (SCU)

The Child Support Enforcement Unit (CSEU) and the Support Collection Unit (SCU) are responsible for establishing and enforcing support orders against legally responsible relatives, and on behalf of public assistance applicants/recipients, as well as for non-applicant/recipient individuals who make application for child support services. These units are also responsible for establishment of paternity for all children born out of wedlock for these applicants as well, as necessary. The CSEU also has a responsibility to secure a court order for third party health insurance on behalf of all children in receipt of public assistance and Medicaid only benefits. Additionally, the SCU has primary responsibility to collect, monitor, and enforce all support as ordered made payable through it by any court of competent jurisdiction.

Medical Services

Within the scope of the Medicaid program provide access to appropriate, quality health care services for the Medicaid recipient by directing recipients to health and education services, identify trends

and needs in the community health care system, work collaboratively with community providers to develop programs and health services, maximize all payer sources as well as federally supported categories of medical assistance.

Welfare Management System (WMS)

The Welfare Management System (WMS) Division administers local Department of Social Services electronic data processing and Administrative systems. This division also coordinates the interface between the WMS, the Medicaid Management Information System (MMIS), the Electronic Medicaid Eligibility Verification System (EMEVS), the Electronic Benefit Issuance Control Subsystem (EBICS), the Client Notice System (CNS), and in the mechanism for issuance of the Common Benefit Identification Card (CBIC).

Additionally, the division maintains the overall responsibility for all Electronic Data Processing (EDP) procedures that affect the department, including maximizing the efficiency of the department by designing and implementing personal computer applications. Electronic Benefit Transfer (EBT) Electronic procedure that allows recipients the ability to redeem benefits directly from authorized vendors and ATM machines. The Welfare Management System is authorized under Title 18, Part 655.1, Chapter 2 subchapter g, of the New York State Social Services Law.

DESCRIPTION

Master Control

This unit prepares public assistance, non-public assistance food stamps, and Medicaid applications for eligibility appointments for incoming clients, assigning case numbers, and entering each one into the master control database. Master Control prepares statistical reports, orders and distributes state and local forms and provides County agencies with client identification numbers and Medicaid eligibility

dates. This unit is responsible for checking obituaries and issues notices to various divisions within the department. Master Control is responsible for the agency telephone switchboard and is the records custodian for all active, ancillary, and closed public assistance, non-public assistance food stamps, and Medicaid cases. The unit also houses two scanning stations and is responsible for scanning all temporary assistance openings and denials, all front end Medicaid denials, welfare to work paperwork, temporary assistance recertification and miscellaneous paperwork from TA undercare. The Master Control staff is also responsible for the finger imaging of all applicants for the assistance programs, and the issuing of benefit cards for expedited food stamps, public assistance, and Medicaid applicants.

Quality Assurance Unit

The Quality Control Specialist conducts a variety of audits including social security number validations/corrections and interstate matches – the Public Assistance Recipient Information System (PARIS) and the Quarterly Electronic Benefit Transfer (QEBT) Match. The Quality Assurance Unit is responsible for verifying and eliminating duplicate Client Identification Numbers (CIN's). The QA unit conducts an annual Food Stamp Management Evaluation review for the federal government which consists of auditing 25 temporary assistance/food stamp cases and a review of agency food stamp policies and procedures. The coordinator completes monthly edits of the client new hire lists and completes a quarterly review of assistance program applications for supervisory and worker signatures. The QC specialist also provides statistical and analytical information to administrative personnel.

Child Support Enforcement Unit (CSEU)/Support Collection Unit (SCU)

CSEU: location of non-custodial parents (NCP), financial investigation of NCP, health insurance investigation, non-support and/or paternity petition preparation and filing, arrange (County provided) legal

representation as necessary and appropriate, assistance with identifying and obtaining any and all supportive information or documentation, preparation of any and all other documentation as necessary, monitor and maintain case, update and re-investigate as needed. SCU: Receive order of support from various courts, create and maintain support account, collect and disburse support payments, prepare and file non-payment violation petitions. Submits accounts for eligible enforcement processes, including but not limited to income execution for immediate wage withholding, federal and NYS Tax Intercept, property execution, and revocation of driving privileges.

2011 OBJECTIVES

Master Control

- Provide ongoing records management for Social Services case documents.
- Provide support services for Temporary Assistance, Medical Assistance, and Non-Public Assistance Food Stamp case preparation and department-wide telephone support.
- Continue inputting case numbers and corresponding information into the Master Control database.
- Continue scanning Temporary Assistance and Food Stamp cases as they close and/or are denied to aid in our space problem.
- Continue to provide excellent customer service to all.
- Continue to finger image applicants according to the AFIS plan of operation.

Quality Assurance Unit

- Greater anticipated savings for Broome County.
- Provide case integrity by ensuring information is verified and accurate

Child Support Enforcement Unit (CSEU)/Support Collection Unit (SCU)

- To meet or exceed federal and New York State mandated performances measures through intensive review of cases identified by NYS's Department of Child Support Enforcement. Review of over 2,000 cases will result in additional petition filings for paternity and support, in addition to securing court orders for third party health insurance and day care expenses. Overtime funding will assist in case review. Securing orders for child support, health insurance and the payment of day care expenses are a potential cost avoidance for Broome County.

Medical Services

- Maintain operations of the Mandatory Medicaid Managed Care Program that allows for increased access to primary care services for the TANF, Safety Net, and SSI populations.
- Implement the Mandatory Managed Care Enrollment for the SSI population.
- Continue the operations of the Managed Care Enrollment Team to provide information to clients about Mandatory Managed Care and Family Health Plus benefits, plan options and provider networks so clients are able to make an informed choice and avoid auto assignments into managed care plans.
- Process eligibility for the Prenatal Care Assistance Program and Family Planning Benefit Program recipients.

Welfare Management System (WMS)

- Continue implementation of various applications including Connections (Build 18) and voice recognition software.
- Develop applications for the Viking.
- Implement records imaging solution for the department.
- Continue Human Services Enterprise Network (HSEN) Development to fully integrate the state and local systems.
- Continue development of reports using the Sidney on SQL Server and COGNOS Impromptu.
- Process all applications and authorizations in data entry within a 24 to 36 hour timeframe.

2011 BUDGET HIGHLIGHTS

Master Control

- Provide case file management support for 12,000 Assistance Program applicants
- File 28,000 active and closed Assistance Program case activity folders
- Scan, index, commit, and quality control assurance for 175,000 documents per month

Quality Assurance Unit

- Greater anticipated savings for Broome County

Child Support Enforcement Unit (CSEU)/Support Collection Unit (SCU)

- Increase the unit's Paternity Establishment Percentage (PEP) from 92.72% to 95.00%. The minimum federal performance standard for this category is 90.00%.
- Increase the unit's Support Enforcement Performance (SEP) to meet or exceed the minimum federal performance standard of 80%. Broome is currently at 86.67%.

Medical Services

- By December 31, 2011 targeted enrollment for Broome's Medicaid Managed Care Program: 22,800 mandatory enrollees, pending plan capacity.
- By December 31, 2011 targeted enrollment for Family Health Plus: 3,300.
- Maintain health plan auto-assignments rate below 20% of total enrollment.
- Determine presumptive eligibility for 1,000 Prenatal Care Assistance Program recipients: 85% of the eligibility determinations will be conducted in the first trimester of pregnancy.

Welfare Management System (WMS)

- Provide 20,419 authorizations per month
- Perform 395,434 transactions per month

35060006 SOCIAL SERVICES/Support Services

<u>Title of Position</u>	<u>Grade/Unit</u>	<u>2009 Actuals</u>	<u>As of 9/1/2010 Current Authorized</u>	<u>2011 Requested</u>	<u>2011 Recommended</u>
FULL TIME					
Welfare Management Systems Coordinator	20 BAPA	1	1	1	1
Coordinator of Child Support Enforcement	20 BAPA	1	1	1	1
Supervising Support Investigator	17 BAPA	1	1	1	1
Support Collection Supervisor	17 BAPA	1	1	1	1
Coordinator of Volunteer Services	16 BAPA	1	1	1	1
Senior Support Investigator	16 CSEA	1	1	1	1
Assistant Support Collection Supervisor	13 CSEA	1	1	1	1
Family Courts Liaison	12 CSEA	2	2	2	2
Social Services Examiner	11 CSEA	1	1	1	1
Support Investigator	11 CSEA	10	10	10	10
Child Support Specialist	9 CSEA	5	5	5	5
Senior Account Clerk	9 CSEA	2	2	2	2
Data Entry Machine Operator	8 CSEA	5	5	5	5
Keyboard Specialist	8 CSEA	3	3	3	3
Senior Clerk	8 CSEA	1	1	1	1
Account Clerk	7 CSEA	3	3	3	3
Telephone Operator	7 CSEA	1	1	1	1
Clerk	6 CSEA	1	1	1	1
Total Full-Time Positions		41	41	41	41
PART TIME					
Systems Analyst	24 BAPA	1	1	1	1
Total Part-Time Positions		1	1	1	1
TOTAL POSITIONS		42	42	42	42

REPORT:BP033

BROOME COUNTY GOVERNMENT
REVENUE AND APPROPRIATION SUMMARY
BY DEPARTMENT AND DIVISION

FUND 1010 General Operating
DEPT 35000000 Social Services
DIV 06

Account	2009 Actuals	2010 Budget	2010 YTD Actuals As of 08/31/10	2011 Budget Requested	2011 Budget Recommended
0000010 Personal Service					
6001000 SALARIES FULL-TIME	1,302,664	1,393,343	804,544	1,404,856	1,404,856
6001001 SALARIES PART-TIME	45,025	46,231	28,175	46,360	46,360
6001003 SALARIES OVERTIME	23,709	22,625	15,050	23,952	23,952
0000010 Personal Service Totals	1,371,398	1,462,199	847,769	1,475,168	1,475,168
0000040 Contractual Expenditures					
6004012 OFFICE SUPPLIES	27,309	32,000	17,737	32,000	32,000
6004055 COMPUTER SOFTWARE AND SUPPLIES	23,616	24,980	13,408	24,929	24,929
6004100 POSTAGE AND FREIGHT	974	974	1,020	1,071	1,071
6004106 GENERAL OFFICE EXPENSES	219	200	0	200	200
6004161 TRAVEL HOTEL AND MEALS	1,310	1,800	878	1,800	0
6004162 EDUCATION AND TRAINING	139	650	139	650	0
6004168 OTHER PERSONAL EXPENSES	12	150	0	150	150
6004169 DAY TRIP MEAL REIMBURSEMENT	0	200	0	200	200
6004196 COPYING MACHINE RENTALS	2,625	6,769	4,396	7,110	7,110
6004402 LAB SERVICES	25,450	26,000	9,942	24,000	24,000
6004573 OTHER FEES FOR SERVICES	13,697	0	0	0	0
0000040 Contractual Expenditures Totals	95,351	93,723	47,520	92,110	89,660
0000041 Chargeback Expenses					
6004606 TELEPHONE BILLING ACCOUNT	22,068	16,257	7,550	14,684	14,684
6004614 OTHER CHARGEBACK EXPENSES	0	17,462	9,713	23,000	23,000
0000041 Chargeback Expenses Totals	22,068	33,719	17,263	37,684	37,684
0000060 Principal on Indebtedness					
6006008 PRINCIPAL ON CAPITAL LEASE	3,486	0	0	0	0
0000060 Principal on Indebtedness Totals	3,486	0	0	0	0
0000070 Interest on Indebtedness					
6007005 INTEREST ON CAPITAL LEASE	491	0	0	0	0
0000070 Interest on Indebtedness Totals	491	0	0	0	0

REPORT:BP033

BROOME COUNTY GOVERNMENT
REVENUE AND APPROPRIATION SUMMARY
BY DEPARTMENT AND DIVISION

FUND 1010 General Operating
DEPT 35000000 Social Services
DIV 06

Account	2009 Actuals	2010 Budget	2010 YTD Actuals As of 08/31/10	2011 Budget Requested	2011 Budget Recommended
0000080 Employee Benefits					
6008001 STATE RETIREMENT	102,199	159,581	76,981	265,530	265,530
6008002 SOCIAL SECURITY	99,203	111,857	60,835	112,850	112,850
6008004 WORKERS COMPENSATION	8,944	15,168	4,958	16,596	16,596
6008006 LIFE INSURANCE	773	779	508	798	798
6008007 HEALTH INSURANCE	343,669	395,048	228,426	406,683	406,683
6008009 RETIREE HEALTH INSURANCE	128,617	160,247	28,196	146,597	146,597
6008010 DISABILITY INSURANCE	4,457	4,644	2,790	4,644	4,644
6008011 UNEMPLOYMENT INSURANCE	5,722	0	0	0	0
0000080 Employee Benefits Totals	693,584	847,324	402,694	953,698	953,698
Exp Total for Div 3506	2,186,378	2,436,965	1,315,246	2,558,660	2,556,210
Total for Div 3506	-2,186,378	-2,436,965	-1,315,246	-2,558,660	-2,556,210

SOCIAL SERVICES

Certification

(Includes Public Assistance, Medical Assistance, Food Stamps, Welfare to Work and Child Assistance Program)

MISSION STATEMENT

Temporary Assistance

To determine initial and continuing eligibility for cash grant programs, including emergency assistance, within statutory time limits and ensuring program integrity; to utilize diversion such as one time cash assistance or referral to other programs/benefits. To enable recipients to achieve self-sufficiency by utilizing aggressive case management with the assistance of the Welfare to Work unit. Temporary assistance is administered under the authority of the New York State Social Services Law and Title 18 of the New York Code of Rules and Regulations.

Medical Assistance

To determine initial and continuing eligibility for medical assistance, within statutory time limits, responsively and accurately to facilitate self-sufficiency; to utilize third party health insurance and Medicare benefits; to maximize federal reimbursement through the utilization of federal categories; to involve eligible Medicaid recipients in managed care. Medical assistance is administered under the authority of the New York State Health Department Law and Title 18 of the New York Code of Rules and Regulations.

Food Stamps

To determine initial and continuing eligibility for food stamps, within statutory time limits, responsively and accurately; to refer appropriate food stamp recipients to the Welfare to Work unit for participation in employment programs to facilitate self-sufficiency; to increase

participation in the program in line with New York State directives; to comply with additional NYS program initiatives such as e-filing, and other facilitated application services; to comply with current program requirements of Automated Finger Imaging, Electronic Benefit Transfer and Home Energy Assistance Program (HEAP). Food stamps are administered under the authority of the New York State Social Services Law, Title 18 of the New York Code of Rules and Regulations, and Title 7 of the United States Code of Rules and Regulations.

Welfare to Work

To enable applicants and recipients of public assistance and food stamps to achieve their maximum level of self-support through the provision of the services, training, education, and supportive services needed to help them overcome barriers to employment and meet the mandates of federal welfare reform legislation. Programs include work experience, job search, job development and on the job training. The Departments' welfare to work program also includes the Food Stamp Employment and Training Program.

2011 OJECTIVES

For all assistance programs areas: To make a renewed effort to establish the most efficient business processes to ensure our expanding caseload is well served at our current staffing levels.

Temporary Assistance

- Reduce the need for temporary assistance by assisting applicants in achieving self-sufficiency through diversion.
- Ensure assessment and participation of clients in work programs through integration with the Welfare to Work unit.
- Ensure Temporary Assistance applicants are provided benefits in a professional, efficient manner within prescribed timeframes.

Medical Assistance

- Defray costs by maximizing other health care alternatives such as third party insurance, managed care, Medicare, and community clinics.
- Continue the “application assistance” model to enhance access to public health insurance programs.
- Continue public relations campaign with community providers.

Food Stamps

- Increase client participation in the program as mandated by New York State directives including the Working Families Initiative.
- Maintain program integrity and statutory timeframes for case determination.
- Ensure compliance with all applicable regulatory requirements.

Welfare to Work

- Continually monitor processes and work activities to ensure efforts assist the agency in meeting participation rates mandated by state and federal legislation.
- Promote and implement policies that will immediately engage all employable applicants in work activities that will lead to the elimination or reduction in their need for Public Assistance and/or Food Stamps.
- Interface Welfare to Work and other assistance program staff and community agencies to coordinate Welfare to Work activities.

2011 BUDGET HIGHLIGHTS**Temporary Assistance**

- Require 100% of employable applicants to participate in welfare to work activities within 5 days of application.
- Divert 15% of new applicants to other resources to eliminate the need for Temporary Assistance.
- Continue to refer 100% of new applicants to the FEDS/EVR process.

Medical Assistance

- Refer 100% of eligible Medicaid recipients to managed care programs.
- Make initial determinations for chronic care Medicaid within the state statutory time frame of 90 days from application.
- Make initial determinations for community Medicaid within the state statutory time frame of 45 days from application date.

Food Stamps

- Maintain determinations for Food Stamps within the NYS statutory time limit of 30 days from application date.
- Review and process 100% of Food Stamp applications eligible for expedited service within 5 business days.
- Bring error rate to state acceptable standards through enhanced quality control and staff training.

Welfare to Work

- Engage 50% of the TANF recipients in employment or work activities
- Enable 600 recipients to secure employment
- Outreach to local employers and educate them on transitional services available to low income households
- Secure SSI/SSD for 150 disabled TANF and Safety Net recipients.

35030006 SOCIAL SERVICES/Certification

<u>Title of Position</u>	<u>Grade/Unit</u>	<u>2009 Actuals</u>	<u>As of 9/1/2010 Current Authorized</u>	<u>2011 Requested</u>	<u>2011 Recommended</u>
FULL TIME					
Deputy Commissioner of Social Services	E Admin	1	1	1	1
Head Social Services Examiner	21 BAPA	1	1	1	1
Senior Employment Coordinator	21 BAPA	1	1	1	1
Employment Coordinator	18 BAPA	1	1	1	1
Office Manager	16 BAPA	1	1	1	1
Case Supervisor Grade B	20 CSEA	1	1	1	1
Senior Caseworker	18 CSEA	2	2	2	2
Principal Social Services Examiner	17 CSEA	6	6	6	6
Quality Control Coordinator	17 CSEA	1	1	0	0
Caseworker/Trainee	16/14 CSEA	12	12	10	10
Job Developer	16 CSEA	1	1	1	1
Secretary	13 CSEA	1	1	1	1
Senior Social Services Examiner	13 CSEA	16	16	16	16
Social Services Examiner	11 CSEA	28	28	28	28
Community Services Worker	8 CSEA	1	0	0	0
Keyboard Specialist	8 CSEA	4	5	5	5
Clerk	6 CSEA	2	2	2	2
Total Full-Time Positions		80	80	77	77
PART TIME					
Total Part-Time Positions		0	0	0	0
TOTAL POSITIONS		80	80	77	77

REPORT:BP033

BROOME COUNTY GOVERNMENT
 REVENUE AND APPROPRIATION SUMMARY
 BY DEPARTMENT AND DIVISION

FUND 1010 General Operating
 DEPT 35000000 Social Services
 DIV 03

Account	2009 Actuals	2010 Budget	2010 YTD Actuals As of 08/31/10	2011 Budget Requested	2011 Budget Recommended
0000010 Personal Service					
6001000 SALARIES FULL-TIME	3,017,017	3,161,798	1,782,052	3,066,813	3,066,813
6001003 SALARIES OVERTIME	3,740	5,800	2,916	4,200	4,200
6001008 STAND-BY PAY	0	0	65	0	0
6001968 RETIREMENT INCENTIVE	96,000	0	0	0	0
0000010 Personal Service Totals	3,116,757	3,167,598	1,785,033	3,071,013	3,071,013
0000040 Contractual Expenditures					
6004010 BOOKS AND SUBSCRIPTIONS	131	125	0	135	135
6004012 OFFICE SUPPLIES	21,587	22,000	10,362	22,000	22,000
6004023 BLDG AND GROUNDS SUPPLIES	570	283	122	307	307
6004100 POSTAGE AND FREIGHT	42	0	0	0	0
6004106 GENERAL OFFICE EXPENSES	5,012	6,846	4,687	6,846	6,846
6004111 BUILDING AND LAND RENTAL	4,294	80,092	63,446	63,437	63,437
6004117 BUILDING AND GROUNDS EXPENSES	5,457	23,530	2,815	15,532	15,532
6004138 OTHER OPERATIONAL EXPENSES	68	19	14	18	18
6004160 MILEAGE AND PARKING-LOCAL	21	1,380	5	0	0
6004161 TRAVEL HOTEL AND MEALS	356	400	60	400	510
6004162 EDUCATION AND TRAINING	19	150	75	150	0
6004169 DAY TRIP MEAL REIMBURSEMENT	101	200	24	200	200
0000040 Contractual Expenditures Totals	37,658	135,025	81,610	109,025	108,985
0000041 Chargeback Expenses					
6004604 DPW SECURITY CHARGEBACKS	9,461	14,262	3,503	14,488	14,488
6004606 TELEPHONE BILLING ACCOUNT	52,349	36,659	18,365	34,817	34,817
6004619 BUILDING SERVICE CHARGEBACK	28	0	0	0	0
0000041 Chargeback Expenses Totals	61,838	50,921	21,868	49,305	49,305
0000060 Principal on Indebtedness					
6006008 PRINCIPAL ON CAPITAL LEASE	1,114	0	0	0	0
0000060 Principal on Indebtedness Totals	1,114	0	0	0	0
0000070 Interest on Indebtedness					
6007005 INTEREST ON CAPITAL LEASE	37,536	0	0	0	0

REPORT:BP033

BROOME COUNTY GOVERNMENT
REVENUE AND APPROPRIATION SUMMARY
BY DEPARTMENT AND DIVISION

FUND 1010 General Operating
DEPT 35000000 Social Services
DIV 03

Account	2009 Actuals	2010 Budget	2010 YTD Actuals As of 08/31/10	2011 Budget Requested	2011 Budget Recommended
0000070 Interest on Indebtedness Totals	37,536	0	0	0	0
0000080 Employee Benefits					
6008001 STATE RETIREMENT	224,835	351,605	162,961	552,782	552,782
6008002 SOCIAL SECURITY	230,394	242,321	131,096	234,932	234,932
6008004 WORKERS COMPENSATION	19,631	32,859	11,252	35,231	35,231
6008006 LIFE INSURANCE	1,459	1,463	943	1,463	1,463
6008007 HEALTH INSURANCE	556,849	633,300	376,878	670,180	670,180
6008009 RETIREE HEALTH INSURANCE	352,939	366,902	67,263	392,165	392,165
6008010 DISABILITY INSURANCE	9,346	9,546	5,685	9,288	9,288
6008011 UNEMPLOYMENT INSURANCE	27,787	0	0	0	0
0000080 Employee Benefits Totals	1,423,240	1,637,996	756,078	1,896,041	1,896,041
Exp Total for Div 3503	4,678,143	4,991,540	2,644,589	5,125,384	5,125,344
Total for Div 3503	-4,678,143	-4,991,540	-2,644,589	-5,125,384	-5,125,344

SOCIAL SERVICES

Services

MISSION STATEMENT

The Services Division provides support, counseling, case management, and case planning to children, adults, and families whose health and safety are at risk due to abuse, neglect, maltreatment, or dysfunction.

DESCRIPTION

Whenever possible, services are provided to prevent out of home placement. If placement out of the home is required, the lowest level of care, that is appropriate, is sought for the shortest duration possible. Services are provided in accordance with federal and state mandates, laws, and regulations. Service includes the following areas: child protective services, adult protective services, foster care, day care, adoption, preventive, home-finding, and auxiliary services.

2011 OBJECTIVES

- Investigate all reports of child abuse and neglect
- Reduce residential placements and detention placements
- Provide supportive and rehabilitative services to families whose health and safety is at risk and to reduce the likelihood of out of home placement and hard to place individuals
- Promote permanency for all children in care
- Provide affordable quality child care to low income families.
- Provide services to victims of domestic violence
- Implement performance improvement plans for child welfare outcomes and Title IV-E determinations
- Continue to implement computer systems in child welfare and day care. Participate in ongoing portable technology.

2011 BUDGET HIGHLIGHTS

- Decrease care days
- Decrease detention days
- Continue successful Preventive Program
- Investigate 3,800 reports of child abuse and neglect
- Investigate 600 reports of adult abuse and neglect
- Provide services to 3,000 cases per month
- Provide purchase of services to 400 cases per month
- Free 35 children for adoption
- Place 40 children for adoption
- Provide day care to 1,300 children per month
- Reduce residential placement by 9-18 children

35050006 SOCIAL SERVICES/Services

<u>Title of Position</u>	<u>Grade/Unit</u>	<u>2009 Actuals</u>	<u>As of 9/1/2010 Current Authorized</u>	<u>2011 Requested</u>	<u>2011 Recommended</u>
FULL TIME					
Deputy Comm. of Social Services	E Admin	1	1	1	1
Case Supervisor Grade A	23 BAPA	2	2	2	2
Office Manager	16 BAPA	1	1	1	1
Case Supervisor Grade B	20 CSEA	13	13	11	11
Senior Caseworker	18 CSEA	22	22	20	20
Principal Social Services Examiner	17 CSEA	1	1	1	1
Caseworker/Trainee	16/14 CSEA	65	65	58	58
Secretary	13 CSEA	2	2	2	2
Social Services Examiner	11 CSEA	1	1	1	1
Senior Account Clerk	9 CSEA	2	2	2	2
Community Service Worker	8 CSEA	6	6	6	6
Keyboard Specialist	8 CSEA	<u>7</u>	<u>7</u>	<u>6</u>	<u>6</u>
Total Full-Time Positions		123	123	111	111
PART TIME					
Total Part-Time Positions		0	0	0	0
TOTAL POSITIONS		123	123	111	111

BROOME COUNTY GOVERNMENT
 REVENUE AND APPROPRIATION SUMMARY
 BY DEPARTMENT AND DIVISION

FUND 1010 General Operating
 DEPT 35000000 Social Services
 DIV 05

Account	2009 Actuals	2010 Budget	2010 YTD Actuals As of 08/31/10	2011 Budget Requested	2011 Budget Recommended
0000010 Personal Service					
6001000 SALARIES FULL-TIME	5,019,350	5,349,984	2,879,962	4,807,465	4,807,465
6001002 SALARIES TEMPORARY	38,278	35,000	0	35,000	35,000
6001003 SALARIES OVERTIME	120,388	107,954	69,050	100,000	100,000
6001008 STAND-BY PAY	13,120	14,820	8,745	14,820	14,820
6001968 RETIREMENT INCENTIVE	128,000	0	0	0	0
0000010 Personal Service Totals	5,319,136	5,507,758	2,957,757	4,957,285	4,957,285
0000040 Contractual Expenditures					
6004012 OFFICE SUPPLIES	14,447	15,050	5,753	15,050	15,050
6004040 MOTOR EQUIPMENT SUPPLIES	80	500	1,343	500	500
6004041 PHOTOGRAPHIC SUPPLIES	1,527	1,400	383	1,400	1,400
6004048 MISC OPERATIONAL SUPPLIES	62	500	147	500	500
6004102 TELEPHONE EQUIPMENT	2,169	9,000	1,658	4,529	4,529
6004137 ADVERTISING AND PROMOTION EXPE	143	300	0	300	300
6004147 OTHER PROGRAM EXPENSE	2,280	0	124	0	0
6004160 MILEAGE AND PARKING-LOCAL	24,486	34,000	7,315	34,000	34,000
6004161 TRAVEL HOTEL AND MEALS	6,325	9,000	2,102	9,000	2,177
6004162 EDUCATION AND TRAINING	2,708	3,800	534	3,800	0
6004164 NON-EMPLOYEE TRAVEL HOTEL & ME	906	3,900	206	3,900	3,900
6004168 OTHER PERSONAL EXPENSES	120	0	0	0	0
6004169 DAY TRIP MEAL REIMBURSEMENT	2,550	1,500	1,434	2,500	2,500
6004400 MEDICAL AND PHYSICAL EXAMS	19,484	30,400	11,695	30,400	30,400
6004413 OTHER HEALTH AND MEDICAL SERVI	0	500	220	500	500
6004538 LEGAL CHARGES AND FEES	4,072	5,000	0	5,000	5,000
0000040 Contractual Expenditures Totals	81,359	114,850	32,914	111,379	100,756
0000041 Chargeback Expenses					
6004606 TELEPHONE BILLING ACCOUNT	54,308	54,666	27,785	54,079	54,079
6004614 OTHER CHARGEBACK EXPENSES	300	2,625	0	0	0
0000041 Chargeback Expenses Totals	54,608	57,291	27,785	54,079	54,079
0000080 Employee Benefits					
6008001 STATE RETIREMENT	372,464	617,933	268,369	892,311	892,311
6008002 SOCIAL SECURITY	388,450	428,303	214,121	379,233	379,233
6008004 WORKERS COMPENSATION	33,286	58,012	19,039	60,955	60,955
6008006 LIFE INSURANCE	2,294	2,337	1,404	2,109	2,109

REPORT:BP033

BROOME COUNTY GOVERNMENT
 REVENUE AND APPROPRIATION SUMMARY
 BY DEPARTMENT AND DIVISION

FUND 1010 General Operating
 DEPT 35000000 Social Services
 DIV 05

Account	2009 Actuals	2010 Budget	2010 YTD Actuals As of 08/31/10	2011 Budget Requested	2011 Budget Recommended
6008007 HEALTH INSURANCE	1,068,915	1,190,482	681,424	1,153,670	1,153,670
6008009 RETIREE HEALTH INSURANCE	466,145	518,438	94,115	621,464	621,464
6008010 DISABILITY INSURANCE	14,952	15,351	8,704	13,803	13,803
6008011 UNEMPLOYMENT INSURANCE	23,451	0	0	0	0
0000080 Employee Benefits Totals	2,369,957	2,830,856	1,287,176	3,123,545	3,123,545
Exp Total for Div 3505	7,825,060	8,510,755	4,305,632	8,246,288	8,235,665
Total for Div 3505	-7,825,060	-8,510,755	-4,305,632	-8,246,288	-8,235,665

SOCIAL SERVICES

Social Services Programs

MISSION STATEMENT

To promote self-sufficiency and assure the protection of vulnerable individuals. We strive to have an organization, which values the needs of the customers, the contributions of the staff, and the participation of the community. This vision shall be achieved through a culture, which encourages continuous improvement.

2011 OBJECTIVES

- Provide supportive transitional services, such as childcare, transportation, medical assistance and other benefits that enable recipients to increase and sustain their ability to maintain employment and become self-sufficient
- Educate and enroll recipients in managed care
- Reduce the local cost of assistance payments through aggressive procurement of alternative benefits and enhanced FEDS programs
- Aggressively work with TANF recipients to ensure progress toward self-sufficiency during the 5-year limitation
- Reduce care days in foster care with emphasis on reducing residential placements

2011 BUDGET HIGHLIGHTS

- POS contractual lines kept to a minimal COLA increase
- Continued funding of CHPS Preventive Program
- POS program enhancement to divert/reduce residential placement of JD/PINS children
- Seek alternative and reduced cost methods of operating programs

REPORT:BP033

BROOME COUNTY GOVERNMENT
REVENUE AND APPROPRIATION SUMMARY
BY DEPARTMENT AND DIVISION

FUND 1010 General Operating
DEPT 35000000 Social Services
DIV 04

Account	2009 Actuals	2010 Budget	2010 YTD Actuals As of 08/31/10	2011 Budget Requested	2011 Budget Recommended
0000040 Contractual Expenditures					
6004305 MMIS MEDICAL ASSISTANCE	3,145,694	2,443,289	1,455,289	2,500,000	2,500,000
0000040 Contractual Expenditures Totals	3,145,694	2,443,289	1,455,289	2,500,000	2,500,000
 Exp Total for Div 3504	 3,145,694	 2,443,289	 1,455,289	 2,500,000	 2,500,000
 Total for Div 3504	 -3,145,694	 -2,443,289	 -1,455,289	 -2,500,000	 -2,500,000

BROOME COUNTY GOVERNMENT
 REVENUE AND APPROPRIATION SUMMARY
 BY DEPARTMENT AND DIVISION

FUND 1010 General Operating
 DEPT 35000000 Social Services
 DIV 07

Account	2009 Actuals	2010 Budget	2010 YTD Actuals As of 08/31/10	2011 Budget Requested	2011 Budget Recommended
0000002 Departmental Income					
5000152 REPAYMENTS OF TANF	73,647	80,479	64,899	84,430	84,430
5000154 REPAYMENTS OF AID-CHILD CARE	623,465	640,326	443,391	608,920	608,920
5000156 REPAYMENTS OF SAFETY NET	1,302,784	1,136,292	921,003	1,219,296	1,219,296
5000157 REPAYMENTS OF ADULTS	2,012	1,111	1,865	2,779	2,779
5000158 REPAYMENTS OF BURIALS	48,866	48,938	37,739	55,891	55,891
5000159 REPAYMENTS OF SERV FOR RECIPIE	67,494	0	163	0	0
5000183 MISCELLANEOUS CONTRIBUTIONS	48,970	100,609	0	0	0
5000243 REPAYMENTS OF AID-JD/PINS	0	0	0	182,403	182,403
5000433 LITIGATION RECOVERY	0	0	5,749	0	0
0000002 Departmental Income Totals	2,167,238	2,007,755	1,474,809	2,153,719	2,153,719
0000007 Misc Interfund Revenues					
5000530 REFUNDS OF PRIOR YEARS EXPENDI	37,077	39,069	34,512	13,335	13,335
5000543 PRIOR YEAR REFUNDS - TANF	0	0	0	13,334	13,334
5000544 PRIOR YEAR REFUNDS - SN	0	0	0	13,334	13,334
0000007 Misc Interfund Revenues Totals	37,077	39,069	34,512	40,003	40,003
0000008 State Aid					
5000854 TANF	5,845,832	5,323,371	1,578,962	2,904,268	2,904,268
5000855 SOCIAL SERVICES ADMINISTRATION	30,742	0	0	220,748	220,748
5000857 CHILD CARE SCHOOL DISTRICTS	231,669	218,050	126,909	240,394	240,394
5000858 CHILD CARE/FOSTER CARE (ADC)	5,846,510	5,834,831	3,032,141	5,046,150	5,046,150
5000859 JUVENILE DELINQUENT	513,397	782,902	145,681	541,624	541,624
5000861 SAFETY NET	4,614,444	4,765,914	2,288,528	5,946,648	5,946,648
5000862 EMERGENCY AID TO ADULTS	100,611	89,445	36,987	101,111	101,111
5000863 BURIALS	87,852	97,200	34,082	92,250	92,250
5000881 TANF DAY CARE	0	0	0	746,866	746,866
5000882 JD/PINS HOMES/INSTITUTIONS-ADC	0	0	0	470,312	470,312
5000883 JD/PINS-CW	0	0	0	104,339	104,339
5000884 POS	0	0	0	1,862,911	1,862,911
0000008 State Aid Totals	17,271,057	17,111,713	7,243,290	18,277,621	18,277,621
0000009 Federal Aid					
5000924 TANF	6,973,286	7,490,537	4,310,476	579,637	579,637
5000925 SOCIAL SERVICES ADMINISTRATION	8,057	0	0	98,275	98,275
5000927 FOSTER CARE (ADC)	5,041,720	4,976,530	2,296,902	4,907,279	4,907,279
5000928 SAFETY NET	104,203	106,200	40,080	87,408	87,408
5000929 SERVICES FOR RECIPIENTS	852,761	833,817	621,696	833,817	660,578

REPORT:BP033

BROOME COUNTY GOVERNMENT
REVENUE AND APPROPRIATION SUMMARY
BY DEPARTMENT AND DIVISION

FUND 1010 General Operating
DEPT 35000000 Social Services
DIV 07

Account	2009	2010	2010	2011	2011
	Actuals	Budget	YTD Actuals As of 08/31/10	Budget Requested	Budget Recommended
5000953 EAF TANF	0	0	0	4,195,488	4,195,488
5000954 EAF JD/PINS	0	0	0	2,009,993	2,009,993
5000955 EAF POS	0	0	0	1,018,379	1,018,379
5000956 JD/PINS HOMES/INSTITUTIONS-ADC	0	0	0	979,472	979,472
0000009 Federal Aid Totals	12,980,027	13,407,084	7,269,154	14,709,748	14,536,509
Rev Total for Div 3507	32,455,399	32,565,621	16,021,765	35,181,091	35,007,852
0000040 Contractual Expenditures					
6004300 PURCHASE OF SERVICES	1,855,667	1,978,146	776,790	1,568,644	1,289,227
6004302 TANF DAY CARE	992,713	936,600	880,207	1,265,400	1,265,400
6004305 MMIS MEDICAL ASSISTANCE	31,718,076	36,567,050	20,755,332	37,767,211	37,767,211
6004306 SECURE DETENTION	239,872	200,000	174,995	160,000	160,000
6004308 TANF	9,159,712	10,080,000	6,746,650	10,416,000	10,416,000
6004309 EAF/TANF	8,922,561	400,000	140,565	277,500	277,500
6004311 INST PLACEMENT SCHOOL DISTRICT	498,159	529,624	401,562	550,000	550,000
6004312 FOSTER CARE HOMES/INSTITUTE-CW	2,319,777	2,258,400	1,371,035	2,197,258	2,197,258
6004313 FOSTER CARE HOMES/INSTITUTE-AD	9,017,354	8,903,000	6,218,507	10,200,749	10,200,749
6004314 FOSTER CARE NS DET (HASKINS)	748,248	748,248	498,832	748,248	748,248
6004315 FOSTER CARE NS DET OUT/COUNTY	300,043	400,200	149,726	335,000	335,000
6004316 JD/PINS INSTITUTIONS-ADC	1,823,189	1,262,080	1,558,162	2,017,330	2,017,330
6004317 JD CARE IN INSTITUTIONS	190,408	236,880	153,942	283,273	283,273
6004318 STATE TRAINING SCHOOLS	690,286	580,000	0	650,000	650,000
6004319 SAFETY NET	10,747,092	10,624,320	8,458,477	13,200,000	13,200,000
6004320 EMERGENCY AID FOR ADULTS	203,624	180,000	139,757	205,000	205,000
6004321 BURIALS	435,228	501,664	261,671	538,125	538,125
6004326 EAF/POS	0	1,706,722	867,576	1,447,979	1,447,979
6004327 EAF/FOSTER CARE	0	4,784,330	2,580,948	4,308,610	4,308,610
6004328 EAF/JD/PINS	0	2,863,186	2,753,812	3,029,941	3,029,941
6004573 OTHER FEES FOR SERVICES	0	0	293,000	446,000	446,000
0000040 Contractual Expenditures Totals	79,862,009	85,740,450	55,181,546	91,612,268	91,332,851
0000041 Chargeback Expenses					
6004610 PERSONAL SERVICES CHARGEBACKS	1,579,760	1,791,457	835,679	1,871,867	1,871,867
6004614 OTHER CHARGEBACK EXPENSES	141,000	150,000	92,400	180,000	180,000
0000041 Chargeback Expenses Totals	1,720,760	1,941,457	928,079	2,051,867	2,051,867

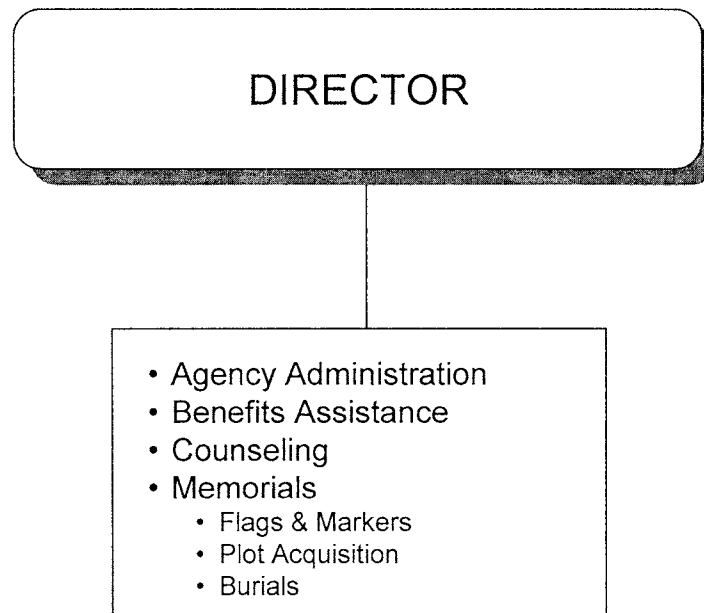
REPORT:BP033

BROOME COUNTY GOVERNMENT
REVENUE AND APPROPRIATION SUMMARY
BY DEPARTMENT AND DIVISION

FUND 1010 General Operating
DEPT 35000000 Social Services
DIV 07

Account	2009 Actuals	2010 Budget	2010 YTD Actuals As of 08/31/10	2011 Budget Requested	2011 Budget Recommended
0000090 Transfers					
6009002 TRANSFER TO GRANT FUND	68,104	0	0	0	0
0000090 Transfers Totals	68,104	0	0	0	0
Exp Total for Div 3507	81,650,873	87,681,907	56,109,625	93,664,135	93,384,718
Total for Div 3507	-49,195,474	-55,116,286	-40,087,860	-58,483,044	-58,376,866
Total for Dept 35000000	-57,018,322	-62,639,742	-45,240,819	-66,233,937	-65,969,658

VETERANS SERVICES



VETERANS SERVICES

MISSION STATEMENT

To provide counseling and assistance to veterans and their dependents by making them aware of federal, state and local benefits and to assist facilitating claims for benefits to the Department of Veterans Affairs.

DESCRIPTION

The Veterans Service Agency renders a wide variety of services to an estimated 16, 000 veterans and their families, of all wars and conflicts, as well as peacetime service. Service is also extended to active duty servicemen/women and their families. Professional assistance and advice is given in the filing of applications for benefits under existing federal, state, and local laws and regulations. It is also a primary function of the office to familiarize veterans and their families of the Department of Veteran's Affairs benefits available to them.

The Veterans Service Agency assists veterans and their families in applying for such benefits as compensation, pensions, domiciliary care, emergency and regular hospitalization, out-patient services, certification of documents, replacement of Separation of Military Service papers, re-employment rights, conversion of government insurance, waiver of insurance, civil service preference, education apprenticeship, on-the-job training, vocational training, orthopedic and prosthetic appliances, Veterans Affairs home loan applications, tax exemption, death pensions, insurance benefits, headstones or markers, burial benefits, memorial flags, military funerals, and death gratuity pay.

2011 OBJECTIVES

- Coordinate all veterans groups, service organizations in Broome County and County departments to maximize service to veterans and minimize duplication of efforts.
- Review nursing home cases to ensure that veterans and widows are receiving accurate pensions and attendance allowance.
- Review request for indigent burials of honorably discharged veterans, as well as family members who have died without sufficient means to afford funeral expenses.
- Ensure all honorably discharged veterans' graves have adequate flag holders, flags and headstones for those without markers.
- Maintain professional counseling and make appropriate referrals for veteran's healthcare and mental health evaluations.
- Maintain education in veterans' benefits and a good veterans' benefits library to better assist veterans in applying for, maintaining, and appealing adverse decisions regarding benefits.
- Continue striving to expand services by conducting home visits to veterans and dependents whose disabilities inhibit their ability to leave their home, and counseling veterans at the local outreach center.

2011 BUDGET HIGHLIGHTS

- In providing advocacy services and representation in the development and presentation of claims before the Department of Veterans Affairs, the Veterans Service Agency has played a pivotal role in improving the economic well being of veterans and their dependents residing in Broome County. According to statistics released by the Office of Policy, Planning, and Preparedness of the Department of Veterans Affairs, total expenditures in 2009 was \$24,467,000 in compensation and pension payments made to Broome County veterans and dependents. This is accomplished by aggressive representation and advocacy services provided to Broome County's estimated 16,000 veterans.
- The Compensation and Pension category includes expenditures for the following programs: Disability for service-connected injuries; dependency and indemnity compensation for spouses due to veterans' service-connected deaths; pension for non-service connected disabilities; burial benefits; and other benefits to veterans and their survivors.
- In addition, in our continual effort to provide enhanced services to our veterans, this office continues to provide support to the Disabled American Veterans Transportation Service. The DAV transport is composed of volunteer drivers operating a shuttle service from veteran's homes to the Syracuse VA Medical Center. The vehicles, fuel, and

maintenance are provided by the Syracuse VA Medical Center.

36000006 VETERANS SERVICES

<u>Title of Position</u>	<u>Grade/Unit</u>	2009 <u>Actuals</u>	As of 9/1/2010 Current <u>Authorized</u>	2011 <u>Requested</u>	2011 <u>Recommended</u>
FULL TIME					
Veterans Director	24 Admin	1	1	1	1
Secretary	13 CSEA	1	1	0	0
Total Full-Time Positions		2	2	1	1
PART TIME					
Total Part-Time Positions		0	0	0	0
TOTAL POSITIONS		2	2	1	1

REPORT:BP032

BROOME COUNTY GOVERNMENT
REVENUE AND APPROPRIATION SUMMARY
BY DEPARTMENT

FUND 1010 General Operating
DEPT 36000000 Veterans Services

Account	2009 Actuals	2010 Budget	2010 YTD Actuals As of 08/31/10	2011 Budget Requested	2011 Budget Recommended
0000002 Departmental Income					
5000224 TRANSFER TAX	315,429	490,000	162,984	400,000	400,000
0000002 Departmental Income Total	315,429	490,000	162,984	400,000	400,000
0000008 State Aid					
5000867 VETERANS SERVICE AGENCIES	0	7,500	0	7,500	7,500
5000872 BURIALS	15,600	10,000	5,850	10,000	10,000
0000008 State Aid Total	15,600	17,500	5,850	17,500	17,500
Rev Totals for Dept 36000000	331,029	507,500	168,834	417,500	417,500
0000010 Personal Service					
6001000 SALARIES FULL-TIME	90,965	96,907	48,750	57,781	57,781
6001002 SALARIES TEMPORARY	10,969	10,058	6,450	10,056	10,056
0000010 Personal Service Totals	101,934	106,965	55,200	67,837	67,837
0000040 Contractual Expenditures					
6004010 BOOKS AND SUBSCRIPTIONS	640	300	0	300	300
6004012 OFFICE SUPPLIES	1,720	1,000	529	1,000	1,000
6004047 TIRES AND TUBES	0	0	10,407	0	0
6004055 COMPUTER SOFTWARE AND SUPPLIES	0	600	310	600	600
6004105 DUES AND MEMBERSHIPS	50	190	110	190	190
6004106 GENERAL OFFICE EXPENSES	1,368	1,500	605	1,500	1,500
6004147 OTHER PROGRAM EXPENSE	11,900	19,000	2,295	15,000	15,000
6004160 MILEAGE AND PARKING-LOCAL	52	50	0	50	50
6004161 TRAVEL HOTEL AND MEALS	906	3,000	0	3,000	0
6004162 EDUCATION AND TRAINING	100	500	0	250	0
6004321 BURIALS	135,414	133,300	113,418	133,300	133,300
0000040 Contractual Expenditures Totals	152,150	159,440	127,674	155,190	151,940
0000041 Chargeback Expenses					
6004602 INSURANCE PREMIUM CHARGEBACK	137	130	65	128	128
6004621 BUILDING AND LAND RENTAL CHARG	14,450	14,450	0	14,450	14,450

REPORT:BP032

BROOME COUNTY GOVERNMENT
 REVENUE AND APPROPRIATION SUMMARY
 BY DEPARTMENT

FUND 1010 General Operating
 DEPT 36000000 Veterans Services

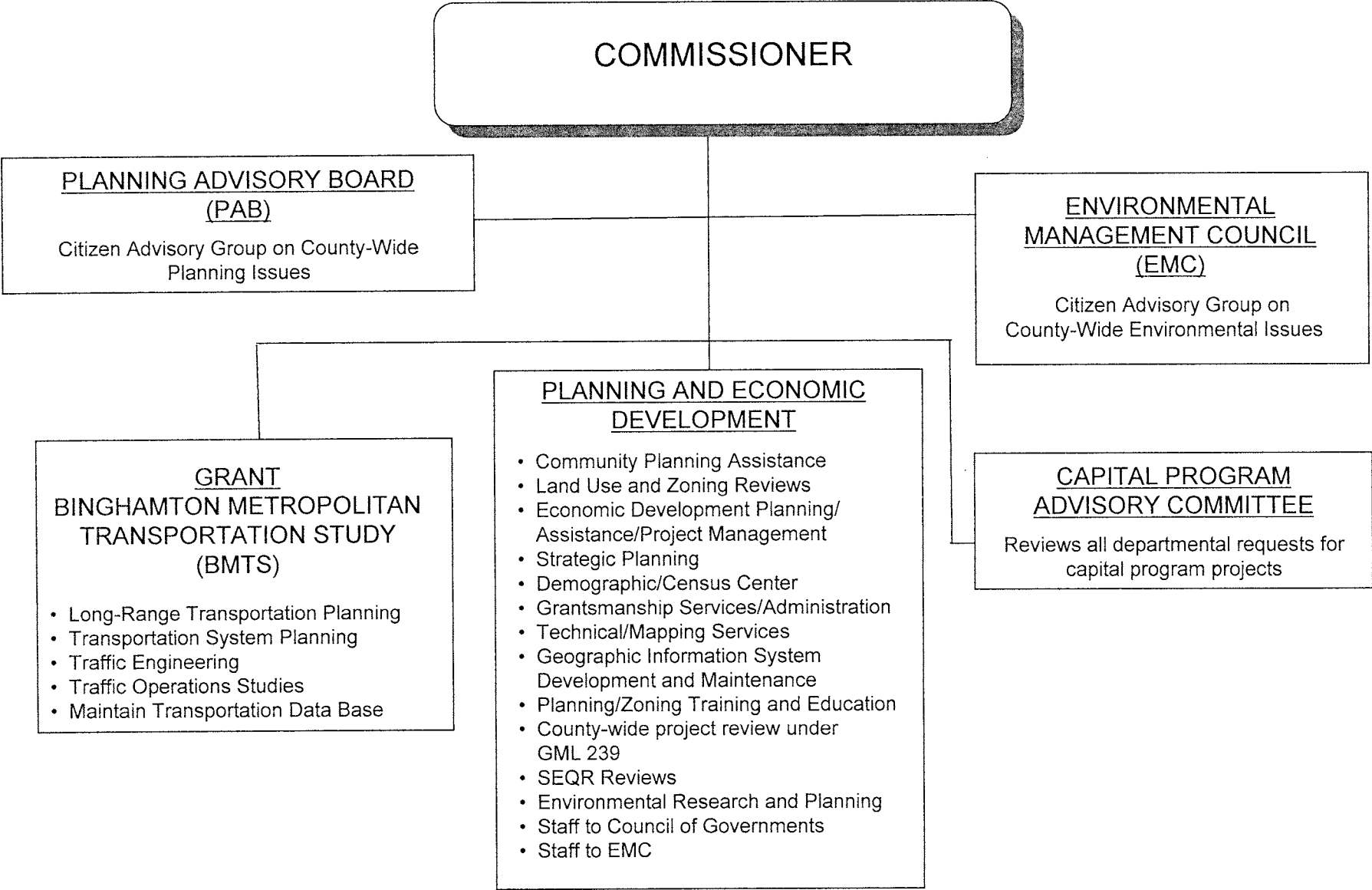
Account	2009 Actuals	2010 Budget	2010 YTD Actuals As of 08/31/10	2011 Budget Requested	2011 Budget Recommended
0000041 Chargeback Expenses Totals	14,587	14,580	65	14,578	14,578
0000080 Employee Benefits					
6008001 STATE RETIREMENT	7,566	10,757	4,854	10,401	10,401
6008002 SOCIAL SECURITY	7,656	7,413	4,372	4,420	4,420
6008004 WORKERS COMPENSATION	787	742	371	739	739
6008006 LIFE INSURANCE	38	38	21	19	19
6008007 HEALTH INSURANCE	10,620	11,608	5,773	6,048	6,048
6008009 RETIREE HEALTH INSURANCE	15,082	16,591	2,648	17,479	17,479
6008010 DISABILITY INSURANCE	129	129	48	0	0
0000080 Employee Benefits Totals	41,878	47,278	18,087	39,106	39,106
Exp Totals for Dept 36000000	310,549	328,263	201,026	276,711	273,461
Total for Dept 36000000	20,480	179,237	-32,192	140,789	144,039

THIS PAGE IS
INTENTIONALLY LEFT BLANK

HOME AND COMMUNITY SERVICES

<u>DEPARTMENT/DIVISION</u>	<u>PAGE</u>
Planning and Economic Development	360
Solid Waste Management	366

PLANNING & ECONOMIC DEVELOPMENT



PLANNING & ECONOMIC DEVELOPMENT

MISSION STATEMENT

To enhance the sound and orderly economic, physical and environmental development of Broome County and its constituent municipalities. Provide technical planning and environmental services and assistance to the County Executive, County Legislature and municipal jurisdictions and by implementing projects and programs designed to improve the economy, environment and physical infrastructure of the County.

DESCRIPTION

The Department of Planning and Economic Development extends professional services to Broome County Government, its departments and municipalities as well as to other public and private entities. Its three Divisions, the Division of Planning & Economic Development, Environmental Management Council and Binghamton Metropolitan Transportation Study, provide assistance in land-use planning, zoning, grantsmanship, economic development, transportation planning, environmental studies and recommendations, 239 Reviews, community assistance, GIS Mapping and research and infrastructure development. Advisory guidance is provided by the Planning Advisory Board, Environmental Management Council and BMTS Advisory Committee.

2011 OBJECTIVES

- Partner with economic development entities in the region to continue implementation of a coordinated approach to economic development.
- Aggressively pursue state, federal and other grant funding to meet County goals and objectives.

- Work with municipal officials to coordinate 239 reviews, zoning and subdivision reviews.
- Conduct training and workshops for municipal officials.
- Provide environmental planning services to Division of Solid Waste Management.
- Continue to expand the County's GIS capabilities.
- Work with Municipalities to develop uniform code enforcement policies.
- Complete preparation of an end-use plan for the Brandywine BOA.
- Complete preparation of a plan for the EJ BOA.
- Assist with construction of Airport Road Sewer Line A

2011 BUDGET HIGHLIGHTS

- Develop a plan for the Brandywine Corridor.
- Develop a plan for the EJ BOA.
- Initiate construction of Airport Corridor sewer line.

37000007 PLANNING & ECONOMIC DEVELOPMENT

<u>Title of Position</u>	<u>Grade/Unit</u>	<u>2009 Actuals</u>	<u>As of 9/1/2010 Current Authorized</u>	<u>2011 Requested</u>	<u>2011 Recommended</u>
FULL TIME					
Comm. Of Planning & Economic Development	H Admin	1	1	1	1
GIS Administrator	24 BAPA	1	1	1	1
Chief Planner	23 BAPA	1	1	1	1
Economic Development Zone Coor	21 BAPA	1	0	0	0
Senior Planner	21 CSEA	1	1	2	2
Economic Development Planner	20 CSEA	1	1	0	0
Planner	18 CSEA	1	1	0	0
Senior Environmental Planner	21 CSEA	1	1	0	0
Environmental Analyst	14 CSEA	1	1	0	0
Sr. Account Clerk	9 CSEA	<u>1</u>	<u>1</u>	<u>1</u>	<u>1</u>
Total Full-Time Positions		10	9	6	6
PART TIME					
Total Part-Time Positions		0	0	0	0
TOTAL POSITIONS		10	9	6	6

BROOME COUNTY GOVERNMENT
 REVENUE AND APPROPRIATION SUMMARY
 BY DEPARTMENT

FUND 1010 General Operating
 DEPT 37000000 Planning and Econ Development

Account	2009 Actuals	2010 Budget	2010 YTD Actuals As of 08/31/10	2011 Budget Requested	2011 Budget Recommended
0000002 Departmental Income					
5000118 FEES FOR SERVICES	100	6,000	0	0	0
5000176 RENTAL CONTRACTS	23,485	48,320	9,640	16,000	16,000
5000189 OTHER LOCAL GOVERNMENTS	4,000	4,000	0	4,000	4,000
5000333 OTHER DEPARTMENTAL CHARGEBACK	3,219	14,748	0	2,500	2,500
0000002 Departmental Income Total	30,804	73,068	9,640	22,500	22,500
0000006 Sale of Prop and Comp for Loss					
5000513 MINOR SALES - PLANNING	20,976	31,500	2,739	20,000	20,000
0000006 Sale of Prop and Comp for Loss Total	20,976	31,500	2,739	20,000	20,000
0000007 Misc Interfund Revenues					
5000530 REFUNDS OF PRIOR YEARS EXPENDI	9,175	0	0	0	0
5000534 TRANSFER FROM INSURANCE RESERV	0	75	75	0	0
0000007 Misc Interfund Revenues Total	9,175	75	75	0	0
0000008 State Aid					
5000808 OTHER STATE AID	250,000	86,120	0	0	0
0000008 State Aid Total	250,000	86,120	0	0	0
0000009 Federal Aid					
5000901 FEDERAL AID - OTHER	0	24,000	0	0	0
0000009 Federal Aid Total	0	24,000	0	0	0
Rev Totals for Dept 37000000	310,955	214,763	12,454	42,500	42,500
0000010 Personal Service					
6001000 SALARIES FULL-TIME	449,432	450,787	236,347	332,979	332,979
6001002 SALARIES TEMPORARY	8,625	16,000	12,286	0	0
6001968 RETIREMENT INCENTIVE	16,000	0	0	0	0

REPORT:BP032

BROOME COUNTY GOVERNMENT
REVENUE AND APPROPRIATION SUMMARY
BY DEPARTMENT

FUND 1010 General Operating
DEPT 37000000 Planning and Econ Development

Account	2009 Actuals	2010 Budget	2010 YTD Actuals As of 08/31/10	2011 Budget Requested	2011 Budget Recommended
0000010 Personal Service Totals	474,057	466,787	248,633	332,979	332,979
0000040 Contractual Expenditures					
6004010 BOOKS AND SUBSCRIPTIONS	980	1,500	507	1,500	1,500
6004012 OFFICE SUPPLIES	2,886	4,250	1,609	4,250	4,250
6004042 ENGINEERING SUPPLIES	1,017	1,500	0	1,500	1,500
6004046 GAS OIL GREASE AND DIESEL FUEL	0	100	0	100	100
6004048 MISC OPERATIONAL SUPPLIES	83	0	9,816	0	0
6004055 COMPUTER SOFTWARE AND SUPPLIES	4,650	5,100	0	3,100	3,100
6004100 POSTAGE AND FREIGHT	576	700	101	700	700
6004105 DUES AND MEMBERSHIPS	22,203	23,200	21,035	2,400	2,400
6004106 GENERAL OFFICE EXPENSES	1,280	1,800	2,035	1,800	1,800
6004111 BUILDING AND LAND RENTAL	0	0	2,650	0	0
6004115 ELECTRIC CURRENT	14	0	0	0	0
6004137 ADVERTISING AND PROMOTION EXPE	136	0	293	0	0
6004138 OTHER OPERATIONAL EXPENSES	75	2,400	5,136	2,000	2,000
6004160 MILEAGE AND PARKING-LOCAL	0	1,500	22	1,500	1,500
6004161 TRAVEL HOTEL AND MEALS	1,691	7,400	5,173	3,400	0
6004162 EDUCATION AND TRAINING	2,427	2,540	592	1,540	0
6004169 DAY TRIP MEAL REIMBURSEMENT	0	200	122	200	200
6004196 COPYING MACHINE RENTALS	250	3,800	1,053	3,800	3,800
6004255 CONTRACTED SERVICES	86,322	138,600	4,437	142,600	142,600
6004573 OTHER FEES FOR SERVICES	8,333	55,000	10,046	20,000	20,000
0000040 Contractual Expenditures Totals	132,923	249,590	64,627	190,390	185,450
0000041 Chargeback Expenses					
6004602 INSURANCE PREMIUM CHARGEBACK	1,722	3,073	1,537	1,905	1,905
6004615 GASOLINE CHARGEBACK	703	902	305	535	535
6004616 FLEET SERVICE CHARGEBACK	2,239	2,209	2,209	0	0
0000041 Chargeback Expenses Totals	4,664	6,184	4,051	2,440	2,440
0000060 Principal on Indebtedness					
6006008 PRINCIPAL ON CAPITAL LEASE	1,448	0	0	0	0
0000060 Principal on Indebtedness Totals	1,448	0	0	0	0
0000070 Interest on Indebtedness					
6007005 INTEREST ON CAPITAL LEASE	195	0	0	0	0

REPORT:BP032

BROOME COUNTY GOVERNMENT
 REVENUE AND APPROPRIATION SUMMARY
 BY DEPARTMENT

FUND 1010 General Operating
 DEPT 37000000 Planning and Econ Development

Account	2009 Actuals	2010 Budget	2010 YTD Actuals As of 08/31/10	2011 Budget Requested	2011 Budget Recommended
0000070 Interest on Indebtedness Totals	195	0	0	0	0
0000080 Employee Benefits					
6008001 STATE RETIREMENT	33,117	50,037	21,333	60,014	60,014
6008002 SOCIAL SECURITY	35,428	34,486	18,395	25,246	25,246
6008004 WORKERS COMPENSATION	6,186	6,486	3,243	7,275	7,275
6008006 LIFE INSURANCE	150	152	90	114	114
6008007 HEALTH INSURANCE	63,283	71,090	43,730	57,472	57,472
6008009 RETIREE HEALTH INSURANCE	15,082	16,591	3,575	23,593	23,593
6008010 DISABILITY INSURANCE	602	774	377	387	387
6008011 UNEMPLOYMENT INSURANCE	4,453	0	0	0	0
0000080 Employee Benefits Totals	158,301	179,616	90,743	174,101	174,101
0000090 Transfers					
6009002 TRANSFER TO GRANT FUND	8,506	0	0	50,000	50,000
0000090 Transfers Totals	8,506	0	0	50,000	50,000
Exp Totals for Dept 37000000	780,094	902,177	408,054	749,910	744,970
Total for Dept 37000000	-469,139	-687,414	-395,600	-707,410	-702,470

SOLID WASTE MANAGEMENT

COMMISSIONER OF PUBLIC WORKS

DEPUTY COMMISSIONER

RECYCLING

- County-wide Recycling Program:
 - Broome Recycling Contract
 - Curbside & Drop-off Sites
 - Education & Outreach
 - Technical Assistance
 - Market Research
 - Pilot Programs
- Hazardous Waste Program:
 - HW Hauler Contract
 - Facility Operations
 - Residential Program
 - Commercial/Institutional Program
 - Site Health/Safety
 - Education & Outreach
 - Battery Drop-off
 - Electronics Recycling
- Medical Waste Program
- Grant Applications

GRANTS

- Municipal Waste Reduction & Recycling Coordinator
- EPF Recycling Equipment
- Household Hazardous Waste (HHW) State Assistance Program

ADMINISTRATION

- Fiscal Management
- Engineering Oversight
- Planning and Development
- Landfill Design/Permitting
- Host Community Benefits
- Buffer Property Management
- Resource Recovery Liaison
- Local Law Implementation
- Grant Management
- Legal Counsel

LANDFILLING

- Operations:
 - Landfilling & Daily Cover
 - Scale Revenues & Billing
 - Hauler/Customer Service
 - Recycling and Composting
 - Pallet/Mulch Processing
 - Leachate Hauling
 - Residential Drop-off Service
 - Groundwater Monitoring
 - Equipment, Building & Ground Maintenance
 - Bird Mitigation, Illegal Dumping, Nuisance Control
 - Contract Administration
- Leachate Treatment Facility
- Landfill Gas Management & Electrical Generation
- Landfill Closure/Remediation
- Implementation of Grant Programs

GRANTS

- Title 3 Grant (Colesville Landfill)
- (EQBA) Colesville Landfill Closure
- (EQBA) Grants

SOLID WASTE MANAGEMENT

MISSION STATEMENT

To provide the community with an integrated program for managing solid waste in an economically sound and environmentally safe manner.

DESCRIPTION

Since its inception in 1989, the Division of Solid Waste Management has been responsible for the evolution of the system of financing the County's solid waste operations, from a property tax-supported service with tipping fees covering only a modest portion of the program costs, to a full-fledged "enterprise fund" where the cost of current operations are financed through user fees.

Within the framework of ongoing changes to state and federal regulations governing the solid waste industry, the Division of Solid Waste Management has effectively contained costs, remaining economically competitive while still remaining in compliance.

The landfill is operated in an efficient manner that focuses on maximum compaction of the waste, which results in the most effective use of airspace. With respect to recycling goals mandated by New York State in the Solid Waste Management Act of 1988, Broome County has already exceeded the state recycling goal.

A solid waste management system is critical to Broome County's infrastructure in order to support public health, safety and welfare interests in the County and to preserve the County's present and future economic development potential. Safe, environmentally sound and stable solid waste disposal is not only critical to the residents of this County; it is essential to commercial and industrial entities that would do business in our community.

The Division of Solid Waste Management oversees:

- Implementation of the comprehensive Broome County Solid Waste Management System.
- The County's material recovery programs including reduction, reuse and recycling, and composting.
- The operations and maintenance of the County's sanitary landfill and solid waste disposal facilities which serve the entire County and are located at the intersection of the towns of Barker, Maine and Nanticoke.
- The implementation and management of all charges and/or user fees imposed by the County Legislature for solid waste disposal or handling.
- The coordination of all engineering services for the County's Solid Waste Management operations.
- The procurement, evaluation, and selection for the Legislature's consideration such firms as necessary to provide professional services in connection with the County's solid waste management programs.
- Public education and outreach to all County residents and businesses.
- A Materials Recovery Facility (MRF) located in the City of Binghamton, 19 Emma Street and operated by WM/Recycle America
- One (1) satellite drop-off station is located at the Broome County Landfill.
- Operate and maintain a permanent household hazardous waste (HHW) facility to provide proper disposal of hazardous waste and end of use electronics from residence and Conditionally Exempt Small Quantity Generators (CESQG).

2011 OBJECTIVES

- Continue to administer the solid waste management system for our community.
- Manage gas and leachate collection efficiently and effectively.
- Maximize the generation of electricity from the collection of additional landfill gas.
- To improve access to Section IV of the landfill by remediating Knapp Rd., building a new scale house and convenience center and improving traffic flow entering and exiting the facility.
- To minimize the release of greenhouse gases and participate in federal “cap and trade” programs to the extent feasible.
- Increase the leaf and yard waste-composting program at the landfill and investigate food waste composting opportunities.
- Continue efficient management of the Hazardous Waste Facility and Leachate Treatment Facility.
- Continue management of the Countywide-recycling program.
- Continue improvement of the Division’s comprehensive health and safety programs.
- Continue to maximize compaction techniques in the landfill in order to make the most efficient use of airspace.
- Match revenue with expense.
- Operate our leachate treatment facility as efficiently as possible and evaluate alternative opportunities for leachate management such as reverse osmosis and sewer line connections to sewage treatment plants.
- Investigate alternative opportunities in glass recycling.
- Continue the investigation of Alternative Daily Cover options.
- Investigate future grant opportunities.

38010007 EXECUTIVE / SOLID WASTE MANAGEMENT
 38050007
 38040007

<u>Title of Position</u>	<u>Grade/Unit</u>	<u>2009 Actuals</u>	<u>As of 9/1/2010 Current Authorized</u>	<u>2011 Requested</u>	<u>2011 Recommended</u>
FULL TIME					
Deputy Commissioner of PW - Solid Waste Management	F Admin	1	1	1	1
Materials Recovery Manager	21 CSEA	1	1	1	1
Solid Waste Management Specialist	21 CSEA	1	1	1	1
Solid & Hazardous Waste Facility Tech.	19 CSEA	1	1	1	1
Secretary	13 CSEA	1	1	1	1
Sanitary Landfill Supervisor	AFSCME	1	1	1	1
Equipment Mechanic III	AFSCME	1	1	1	1
Laborer	AFSCME	3	3	3	3
Landfill Clerk	AFSCME	3	3	3	3
Motor Equipment Operator III	AFSCME	8	8	8	8
Motor Equipment Operator II	AFSCME	<u>1</u>	<u>1</u>	<u>1</u>	<u>1</u>
		22	22	22	22
PART TIME					
Total Part-Time Positions		0	0	0	0
TOTAL POSITIONS		22	22	22	22

REPORT:BP032

BROOME COUNTY GOVERNMENT
REVENUE AND APPROPRIATION SUMMARY
BY DEPARTMENT

FUND 2020 SWM Operating
DEPT 38000000 Solid Waste Management

Account	2009 Actuals	2010 Budget	2010 YTD Actuals As of 08/31/10	2011 Budget Requested	2011 Budget Recommended
0000002 Departmental Income					
5000189 OTHER LOCAL GOVERNMENTS	41,946	42,698	21,813	32,000	32,000
5000195 FACILITY RENTALS	5,913	0	0	0	0
5000223 TIPPING FEES	7,109,692	8,799,818	5,442,894	8,093,606	8,093,606
5000225 DISPOSAL FEES	34,296	33,100	13,222	40,000	40,000
5000323 OTHER LOCAL GOVERNMENTS	0	0	3,940	0	0
5000333 OTHER DEPARTMENTAL CHARGEBACK	19,788	19,000	0	20,000	20,000
5000431 MISCELLANEOUS	46,433	56,620	21,518	89,585	89,585
5000440 CHARGEBACK OF SERVICES PROVIDE	16,050	23,000	11,492	16,500	16,500
0000002 Departmental Income Total	7,274,118	8,974,236	5,514,879	8,291,691	8,291,691
0000003 Use of Money					
5000451 INTEREST AND EARNINGS	79,156	450,000	39,550	225,000	225,000
0000003 Use of Money Total	79,156	450,000	39,550	225,000	225,000
0000004 Licenses and Permits					
5000481 PERMITS	25,276	19,020	21,431	18,360	18,360
0000004 Licenses and Permits Total	25,276	19,020	21,431	18,360	18,360
0000006 Sale of Prop and Comp for Loss					
5000510 SALE OF SCRAP & EXCESS MATERIA	34,927	33,750	0	52,500	52,500
5000518 SALE OF EQUIPMENT	0	5,000	0	5,000	5,000
0000006 Sale of Prop and Comp for Loss Total	34,927	38,750	0	57,500	57,500
0000007 Misc Interfund Revenues					
5000532 PREMIUM & ACCRUED INT ON OBLIG	52,766	0	0	0	0
5000534 TRANSFER FROM INSURANCE RESERV	495	0	0	0	0
5000536 PAYMENTS PENALTIES	0	0	8,382	0	0
5000564 TRANSFER SPECIAL REVENUE FUND	113	0	0	0	0
5000570 EARNINGS ON TEMPORARY INVESTME	37,734	35,000	0	35,000	35,000
0000007 Misc Interfund Revenues Total	91,108	35,000	8,382	35,000	35,000
0000008 State Aid					
5000808 OTHER STATE AID	64,239	317,911	0	317,911	317,911
5000809 STATE AID - COURT FACILITIES	0	0	23	0	0

BROOME COUNTY GOVERNMENT
 REVENUE AND APPROPRIATION SUMMARY
 BY DEPARTMENT

FUND 2020 SWM Operating
 DEPT 38000000 Solid Waste Management

Account	2009 Actuals	2010 Budget	2010 YTD Actuals As of 08/31/10	2011 Budget Requested	2011 Budget Recommended
0000008 State Aid Total	64,239	317,911	23	317,911	317,911
0000009 Federal Aid					
5000901 FEDERAL AID - OTHER	0	0	68	0	0
5000952 ARRA DEBT REIMBURSEMENT	0	0	0	60,616	60,616
0000009 Federal Aid Total	0	0	68	60,616	60,616
Rev Totals for Dept 38000000	7,568,824	9,834,917	5,584,333	9,006,078	9,006,078
0000010 Personal Service					
6001000 SALARIES FULL-TIME	992,187	993,528	530,523	1,001,264	1,001,264
6001002 SALARIES TEMPORARY	132,395	181,149	92,727	181,709	181,709
6001003 SALARIES OVERTIME	38,957	50,438	20,843	61,302	61,302
6001004 SALARIES SHIFT DIFFERENTIAL	0	330	0	330	330
6001006 OUT OF TITLE PAY	11,315	13,254	7,244	13,311	13,311
6001009 OTHER PERSONNEL SERVICES	0	3,325	3,025	3,325	3,325
0000010 Personal Service Totals	1,174,854	1,242,024	654,348	1,261,241	1,261,241
0000020 Equipment and Capital Outlay					
6002303 CONSTRUCTION MOTOR EQUIPMENT	402,743	300,000	239,458	60,000	60,000
6002709 OTHER OPERATIONAL EQUIPMENT	0	11,898	11,898	0	0
0000020 Equipment and Capital Outlay Totals	402,743	311,898	251,356	60,000	60,000
0000040 Contractual Expenditures					
6004000 MAT & SUPPLIES-SURFACE TREAT	60,309	43,500	0	29,500	29,500
6004001 MAT & SUPPLIES-SIGNS & POSTS	0	1,500	430	3,000	3,000
6004010 BOOKS AND SUBSCRIPTIONS	659	884	199	734	734
6004011 DUPLICATING AND PRINTING RM SU	2,205	2,151	873	2,000	2,000
6004012 OFFICE SUPPLIES	3,924	3,700	2,492	3,200	3,200
6004021 BLDG MAINTENANCE SUPPLIES	21,770	23,800	16,304	6,000	6,000
6004022 FUEL AND HEATING SUPPLIES	19,494	28,000	11,899	36,000	36,000
6004023 BLDG AND GROUNDS SUPPLIES	2,676	4,000	983	3,100	3,100
6004030 FOOD AND BEVERAGES	224	400	88	300	300

REPORT:BP032

BROOME COUNTY GOVERNMENT
REVENUE AND APPROPRIATION SUMMARY
BY DEPARTMENT

FUND 2020 SWM Operating
DEPT 38000000 Solid Waste Management

Account	2009 Actuals	2010 Budget	2010 YTD Actuals As of 08/31/10	2011 Budget Requested	2011 Budget Recommended
6004040 MOTOR EQUIPMENT SUPPLIES	108,917	125,000	73,011	150,000	150,000
6004041 PHOTOGRAPHIC SUPPLIES	0	100	0	100	100
6004045 TRAINING AND EDUCATIONAL SUPPL	880	1,600	0	1,600	1,600
6004046 GAS OIL GREASE AND DIESEL FUEL	175,702	273,900	136,532	225,000	225,000
6004047 TIRES AND TUBES	24,532	30,000	205	26,000	26,000
6004048 MISC OPERATIONAL SUPPLIES	111,462	117,832	10,132	92,790	92,790
6004049 LEACHATE SUPPLIES	41,582	51,000	18,848	51,000	51,000
6004052 UNIFORMS	1,969	2,800	1,484	2,800	2,800
6004054 SAFETY SUPPLIES	6,194	7,700	3,608	7,699	7,699
6004055 COMPUTER SOFTWARE AND SUPPLIES	13,096	400	16	200	200
6004100 POSTAGE AND FREIGHT	201	550	516	450	450
6004105 DUES AND MEMBERSHIPS	1,592	1,674	1,107	1,578	1,578
6004106 GENERAL OFFICE EXPENSES	90	105	90	105	105
6004112 BLDG GROUNDS AND EQUIP REPAIR	11,604	12,250	7,166	8,900	8,900
6004113 WATER AND SEWAGE CHARGES	16,983	31,000	11,839	21,500	21,500
6004115 ELECTRIC CURRENT	27,669	24,000	15,184	34,850	34,850
6004117 BUILDING AND GROUNDS EXPENSES	4,566	5,500	3,191	5,500	5,500
6004121 LAUNDRY AND DRY CLEANING EXPEN	1,214	3,306	501	3,306	3,306
6004130 MOTOR EQUIP REPAIRS AND MAINT	53,533	24,200	21,408	23,500	23,500
6004135 LONG TERM MAINT & CLOSURE COST	2,378	502,764	0	0	0
6004136 OPERATIONAL EQUIPMENT REPAIRS	13,455	15,000	1,628	20,000	20,000
6004137 ADVERTISING AND PROMOTION EXPE	14,793	21,100	9,548	21,100	21,100
6004138 OTHER OPERATIONAL EXPENSES	172,215	181,300	65,244	182,200	182,200
6004140 MRF PROCESSING EXPENSES	368,060	399,660	206,671	403,990	403,990
6004146 SUBCONTRACTED PROGRAM EXPENSE	599,211	718,617	281,482	650,088	650,088
6004147 OTHER PROGRAM EXPENSE	50,733	56,046	29,213	51,200	51,200
6004160 MILEAGE AND PARKING-LOCAL	0	50	20	50	50
6004161 TRAVEL HOTEL AND MEALS	857	3,900	915	3,900	0
6004162 EDUCATION AND TRAINING	1,885	6,381	3,776	5,205	0
6004168 OTHER PERSONAL EXPENSES	298	300	0	300	300
6004191 OUTSIDE RENTALS-MACHINERY	19,063	180,000	176,251	180,000	180,000
6004196 COPYING MACHINE RENTALS	1,612	3,159	1,860	3,159	3,159
6004200 PROPERTY LOSS	395	2,000	0	0	0
6004203 INSURANCE CLAIMS	0	24,257	0	0	0
6004255 CONTRACTED SERVICES	9,986	1,200	919	4,305	4,305
6004400 MEDICAL AND PHYSICAL EXAMS	68	2,000	0	2,000	2,000
6004502 BOND AND NOTE ISSUE EXPENSE	3,397	0	0	0	0
6004504 OTHER FINANCIAL SERVICES	2,251	0	0	7,485	7,485
6004572 ENGINEERING AND ARCHITECTURAL	29,668	124,452	6,858	20,000	20,000
6004573 OTHER FEES FOR SERVICES	0	2,000	63	0	0
6004580 BAD DEBT EXPENSE	382	0	0	0	0
6004593 OTHER GOVERNMENTS PAYMENTS	781,201	885,666	423,749	806,745	806,745
0000040 Contractual Expenditures Totals	2,784,955	3,950,704	1,546,303	3,102,439	3,093,334

BROOME COUNTY GOVERNMENT
 REVENUE AND APPROPRIATION SUMMARY
 BY DEPARTMENT

FUND 2020 SWM Operating
 DEPT 38000000 Solid Waste Management

Account	2009 Actuals	2010 Budget	2010 YTD Actuals As of 08/31/10	2011 Budget Requested	2011 Budget Recommended
0000041 Chargeback Expenses					
6004601 INDIRECT COSTS	335,901	700,000	633	530,000	530,000
6004602 INSURANCE PREMIUM CHARGEBACK	9,664	24,257	12,129	14,347	14,347
6004604 DPW SECURITY CHARGEBACKS	67,868	74,865	37,433	76,605	76,605
6004605 COUNTY ATTORNEY CHARGEBACKS	0	52,500	25,156	52,500	52,500
6004606 TELEPHONE BILLING ACCOUNT	0	0	4,575	9,057	9,057
6004609 DATA PROCESSING CHARGEBACKS	0	25,701	12,851	28,117	28,117
6004614 OTHER CHARGEBACK EXPENSES	34,863	85,905	684	34,842	34,842
6004615 GASOLINE CHARGEBACK	2,014	2,863	1,371	470	470
6004616 FLEET SERVICE CHARGEBACK	6,718	11,045	11,045	0	0
6004617 DUPLICATING/PRINTING CHARGEBAC	0	0	1,351	2,900	2,900
6004618 OFFICE SUPPLIES CHARGEBACK	0	3,500	1,274	6,200	6,200
6004619 BUILDING SERVICE CHARGEBACK	0	0	0	2,500	2,500
6004626 TRANSPORTATION SERVICES CHARGE	15,814	7,816	7,816	0	0
0000041 Chargeback Expenses Totals	472,842	988,452	116,318	757,538	757,538
0000060 Principal on Indebtedness					
6006000 PRINCIPAL ON SERIAL BONDS	0	1,996,149	0	2,181,041	2,181,041
6006001 PRINCIPAL ON BANS	0	484,605	0	0	0
0000060 Principal on Indebtedness Totals	0	2,480,754	0	2,181,041	2,181,041
0000070 Interest on Indebtedness					
6007000 INTEREST ON SERIAL BONDS	581,690	678,502	303,908	944,627	944,627
6007001 INTEREST ON BANS	51,522	168,707	48,532	0	0
6007005 INTEREST ON CAPITAL LEASE	422	0	0	0	0
0000070 Interest on Indebtedness Totals	633,634	847,209	352,440	944,627	944,627
0000080 Employee Benefits					
6008001 STATE RETIREMENT	80,158	129,980	61,950	202,952	202,952
6008002 SOCIAL SECURITY	79,521	89,614	47,339	86,254	86,254
6008004 WORKERS COMPENSATION	62,584	71,240	35,621	64,794	64,794
6008005 WORKERS COMP LT LIABILITY	63,420	0	0	0	0
6008006 LIFE INSURANCE	460	478	307	460	460
6008007 HEALTH INSURANCE	247,278	287,987	169,827	286,889	286,889
6008008 OPEB - HEALTH INSURANCE	96,108	0	0	0	0
6008009 RETIREE HEALTH INSURANCE	60,561	68,406	8,806	57,327	57,327
6008010 DISABILITY INSURANCE	517	516	329	516	516

REPORT:BP032

BROOME COUNTY GOVERNMENT
REVENUE AND APPROPRIATION SUMMARY
BY DEPARTMENT

FUND 2020 SWM Operating

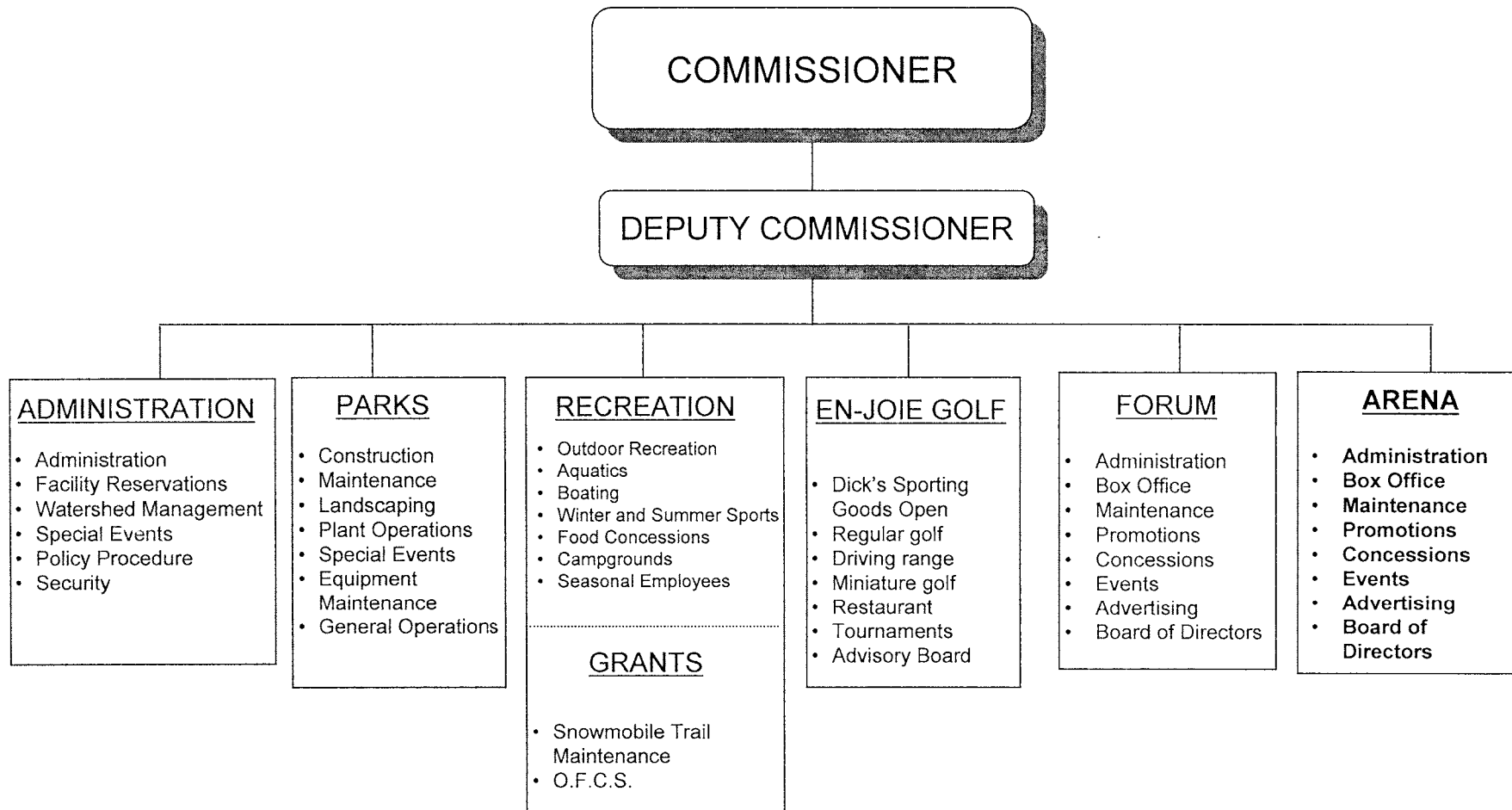
DEPT 38000000 Solid Waste Management

Account	2009 Actuals	2010 Budget	2010 YTD Actuals As of 08/31/10	2011 Budget Requested	2011 Budget Recommended
0000080 Employee Benefits Totals	690,607	648,221	324,179	699,192	699,192
0000090 Transfers					
6009000 TRANSFER TO GENERAL FUND	5,266,777	2,480,616	0	0	0
0000090 Transfers Totals	5,266,777	2,480,616	0	0	0
Exp Totals for Dept 38000000	11,426,412	12,949,878	3,244,944	9,006,078	8,996,973
Total for Dept 38000000	-3,857,588	-3,114,961	2,339,389	0	9,105

CULTURE AND RECREATION

<u>DEPARTMENT/DIVISION</u>	<u>PAGE</u>
Arena	376
Forum	382
En-Joie Golf Course	387
Parks & Recreation	
Administration	393
Recreation	399
Parks	403
County Library	408
Youth Bureau	416

PARKS & RECREATION VETERANS MEMORIAL ARENA



PARKS & RECREATION

Veterans' Arena

MISSION STATEMENT

To provide diversified entertainment to the community and surrounding areas at the maximum possible safety, efficiency and revenue.

DESCRIPTION

The Department of Parks and Recreation is a regional based parks and recreation system serving a population of roughly 185,000 people. The system consists of twenty-three watersheds, 14 park locations totaling over 4000 acres, one eighteen hole golf course, three beaches, a campground, a performing arts theater, a 6910 seat arena, cross-country skiing, swimming, one ice rink, boating, professional hockey, and many other leisure activities. The Arena is accounted for under the special revenue fund.

Located conveniently in downtown Binghamton, home of the AHL Binghamton Senators, and the STOP DWI Holiday Classic, the Broome County Veterans Memorial Arena continues to bring quality entertainment to Binghamton NY. Aside from professional and scholastic sports, the Arena is also host to an array of other events, including concerts, family shows, ice shows, and trade shows. With its versatile seating of 4,910 permanent seats and 2,000 portable seats the arena truly is the area's premier multi-purpose venue.

2011 OBJECTIVES/HIGHLIGHTS

- Continue our partnership with the American Hockey League Binghamton Senators.
- Continue with a concessionaire to manage concession operation.
- Increase the number of concerts.
- Increase the number of multi-show family events.
- Continue to provide a facility for community/scholastic events.
- Capital improvement request to reflect our need for additional professional equipment/facilities for a more diversified use of the facility.

39010008 PARKS & RECREATION/Veterans' Arena

<u>Title of Position</u>	<u>Grade/Unit</u>	<u>2009 Actuals</u>	<u>As of 9/1/2010 Current Authorized</u>	<u>2011 Requested</u>	<u>2011 Recommended</u>
FULL TIME					
Arena Manager	E Admin	1	1	1	1
Asststant Arena Manager	16 CSEA	1	1	1	1
Arena Maintenance Superintendent *	19 BAPA	1	1	1	1
Box Office Manager	19 BAPA	1	1	1	1
Assistant Box Office Manager	11 BAPA	1	1	1	1
Secretary	13 CSEA	<u>1</u>	<u>1</u>	<u>1</u>	<u>1</u>
Total Full-Time Positions		6	6	6	6
PART TIME					
Custodial Worker	6 CSEA	<u>4</u>	<u>4</u>	<u>4</u>	<u>4</u>
Total Part-Time Positions		4	4	4	4
TOTAL POSITIONS		10	10	10	10
* Unfunded in current budget					

BROOME COUNTY GOVERNMENT
 REVENUE AND APPROPRIATION SUMMARY
 BY DEPARTMENT

FUND 3110 Arena Operating
 DEPT 39000000 Arena

Account	2009 Actuals	2010 Budget	2010 YTD Actuals As of 08/31/10	2011 Budget Requested	2011 Budget Recommended
0000002 Departmental Income					
5000177 RENTALS & FEES	381,040	426,000	228,939	426,000	426,000
5000178 CONCESSIONS	62,595	92,000	46,649	92,000	92,000
5000179 CHARGES FOR SERVICES	2,311	4,000	1,020	4,000	4,000
5000180 CHARGES FOR EVENT STAFF	34,714	35,000	18,608	35,000	35,000
5000240 FACILITY USER FEE	29,970	145,000	36,030	145,000	145,000
0000002 Departmental Income Total	510,630	702,000	331,246	702,000	702,000
0000003 Use of Money					
5000451 INTEREST AND EARNINGS	3,472	7,000	323	3,500	3,500
5000471 COMMISSIONS	24,638	20,000	17,827	20,000	20,000
5000472 ADVERTISING	0	25,000	0	25,000	25,000
0000003 Use of Money Total	28,110	52,000	18,150	48,500	48,500
0000007 Misc Interfund Revenues					
5000532 PREMIUM & ACCRUED INT ON OBLIG	7,123	0	0	0	0
5000534 TRANSFER FROM INSURANCE RESERV	1,207	0	0	0	0
5000562 TRANSFER FROM GENERAL FUND	1,078,901	1,291,986	1,291,986	936,099	936,099
5000570 EARNINGS ON TEMPORARY INVESTME	8,134	0	0	0	0
0000007 Misc Interfund Revenues Total	1,095,365	1,291,986	1,291,986	936,099	936,099
0000009 Federal Aid					
5000952 ARRA DEBT REIMBURSEMENT	0	0	0	11,352	11,352
0000009 Federal Aid Total	0	0	0	11,352	11,352
Rev Totals for Dept 39000000	1,634,105	2,045,986	1,641,382	1,697,951	1,697,951
0000010 Personal Service					
6001000 SALARIES FULL-TIME	295,997	310,656	178,364	251,532	251,532
6001001 SALARIES PART-TIME	92,202	98,922	59,563	99,916	99,916
6001002 SALARIES TEMPORARY	125,340	130,152	66,691	132,652	132,652
6001003 SALARIES OVERTIME	3,039	4,000	633	4,000	4,000
6001004 SALARIES SHIFT DIFFERENTIAL	1,598	2,000	969	2,000	2,000

REPORT:BP032

BROOME COUNTY GOVERNMENT
REVENUE AND APPROPRIATION SUMMARY
BY DEPARTMENT

FUND 3110 Arena Operating
DEPT 39000000 Arena

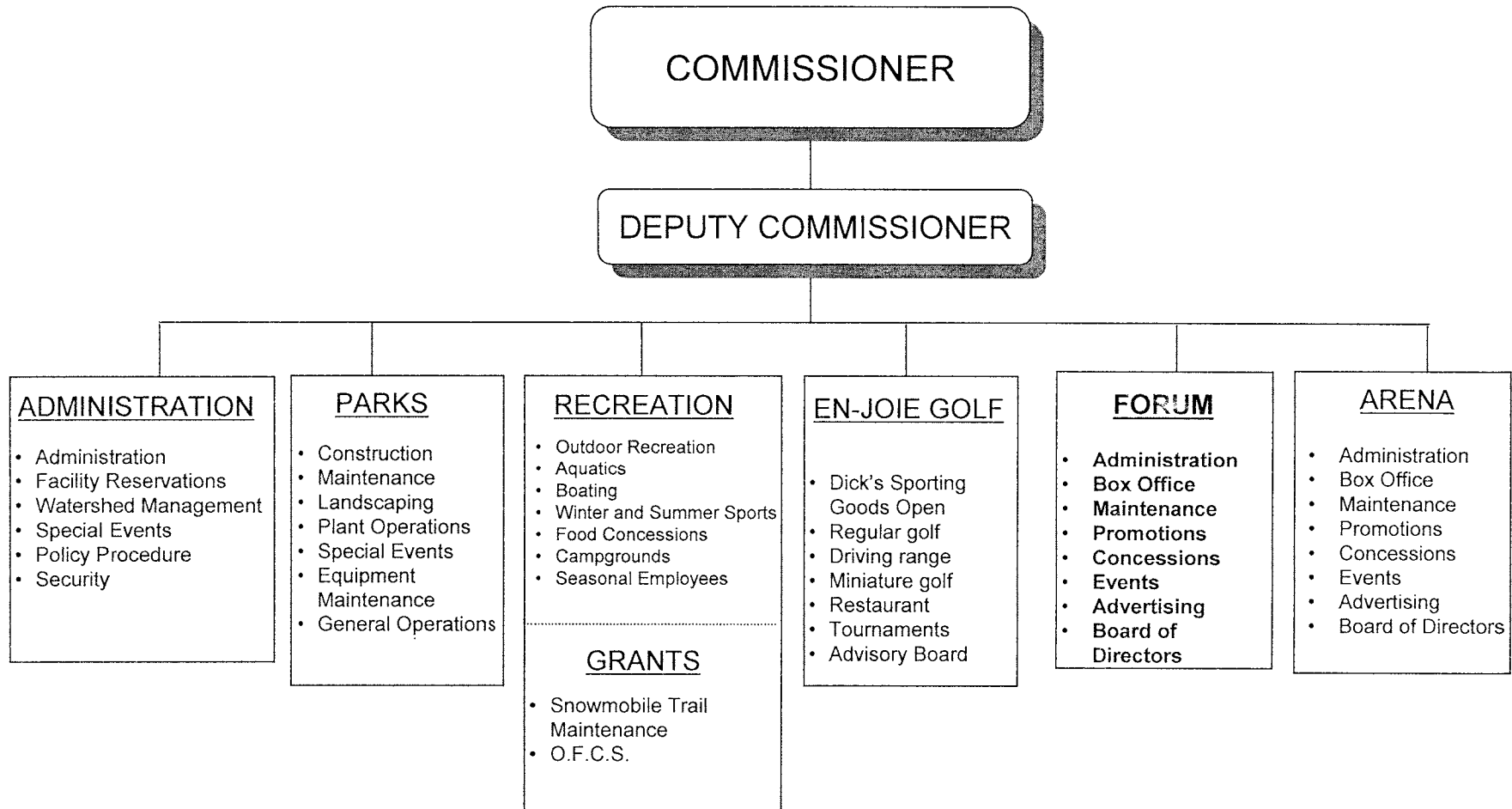
Account	2009 Actuals	2010 Budget	2010 YTD Actuals As of 08/31/10	2011 Budget Requested	2011 Budget Recommended
6001009 OTHER PERSONNEL SERVICES	40	845	600	845	845
0000010 Personal Service Totals	518,216	546,575	306,820	490,945	490,945
0000040 Contractual Expenditures					
6004010 BOOKS AND SUBSCRIPTIONS	449	500	449	500	500
6004012 OFFICE SUPPLIES	902	1,000	722	1,000	1,000
6004021 BLDG MAINTENANCE SUPPLIES	16,383	18,000	8,278	16,000	16,000
6004022 FUEL AND HEATING SUPPLIES	139,533	183,277	95,843	173,277	173,277
6004023 BLDG AND GROUNDS SUPPLIES	15,978	30,000	8,087	27,000	27,000
6004040 MOTOR EQUIPMENT SUPPLIES	1,344	1,200	14	1,200	1,200
6004046 GAS OIL GREASE AND DIESEL FUEL	0	100	0	100	100
6004048 MISC OPERATIONAL SUPPLIES	0	1,000	121	500	500
6004054 SAFETY SUPPLIES	0	200	35	200	200
6004055 COMPUTER SOFTWARE AND SUPPLIES	35	500	396	500	500
6004100 POSTAGE AND FREIGHT	17	200	70	200	200
6004105 DUES AND MEMBERSHIPS	395	400	405	400	400
6004106 GENERAL OFFICE EXPENSES	0	0	158	0	0
6004112 BLDG GROUNDS AND EQUIP REPAIR	373	8,000	139	8,000	8,000
6004113 WATER AND SEWAGE CHARGES	41,130	28,000	21,264	28,000	28,000
6004114 HEATING AND AIR COND PLANT EXP	46,162	75,000	91,648	75,000	75,000
6004115 ELECTRIC CURRENT	268,382	478,620	242,962	443,620	443,620
6004117 BUILDING AND GROUNDS EXPENSES	53,707	52,852	16,075	52,852	52,852
6004131 PHOTOGRAPHIC EXPENSES	2,490	0	0	0	0
6004133 UNIFORM AND CLOTHING ALLOWANCE	1,328	2,500	0	2,500	2,500
6004137 ADVERTISING AND PROMOTION EXPE	2,579	3,000	5,030	3,000	3,000
6004138 OTHER OPERATIONAL EXPENSES	396	0	886	0	0
6004161 TRAVEL HOTEL AND MEALS	152	0	0	0	0
6004162 EDUCATION AND TRAINING	100	0	60	0	0
6004196 COPYING MACHINE RENTALS	0	0	605	1,362	1,362
6004203 INSURANCE CLAIMS	1,207	0	0	0	0
0000040 Contractual Expenditures Totals	593,042	884,349	493,247	835,211	835,211
0000041 Chargeback Expenses					
6004602 INSURANCE PREMIUM CHARGEBACK	18,117	16,802	8,401	12,717	12,717
0000041 Chargeback Expenses Totals	18,117	16,802	8,401	12,717	12,717
0000060 Principal on Indebtedness					
6006000 PRINCIPAL ON SERIAL BONDS	16,476	16,800	16,800	85,509	85,509
6006001 PRINCIPAL ON BANS	238,900	378,900	378,900	0	0

BROOME COUNTY GOVERNMENT
 REVENUE AND APPROPRIATION SUMMARY
 BY DEPARTMENT

FUND 3110 Arena Operating
 DEPT 39000000 Arena

Account	2009 Actuals	2010 Budget	2010 YTD Actuals As of 08/31/10	2011 Budget Requested	2011 Budget Recommended
6006008 PRINCIPAL ON CAPITAL LEASE	107,088	0	0	0	0
0000060 Principal on Indebtedness Totals	362,464	395,700	395,700	85,509	85,509
0000070 Interest on Indebtedness					
6007000 INTEREST ON SERIAL BONDS	6,021	5,244	2,642	69,135	69,135
6007001 INTEREST ON BANS	29,616	27,286	27,286	0	0
6007005 INTEREST ON CAPITAL LEASE	74,112	0	0	0	0
0000070 Interest on Indebtedness Totals	109,749	32,530	29,928	69,135	69,135
0000080 Employee Benefits					
6008001 STATE RETIREMENT	30,843	45,463	22,989	63,380	63,380
6008002 SOCIAL SECURITY	37,993	41,813	22,280	37,607	37,607
6008004 WORKERS COMPENSATION	0	3,900	1,950	3,952	3,952
6008006 LIFE INSURANCE	202	192	128	173	173
6008007 HEALTH INSURANCE	71,935	71,400	51,901	91,732	91,732
6008009 RETIREE HEALTH INSURANCE	5,929	6,488	1,038	6,816	6,816
6008010 DISABILITY INSURANCE	819	774	475	774	774
6008011 UNEMPLOYMENT INSURANCE	498	0	0	0	0
0000080 Employee Benefits Totals	148,219	170,030	100,761	204,434	204,434
0000090 Transfers					
6009003 TRANSFER TO ENTERPRISE FUND	113	0	0	0	0
6009006 TRNSFERS TO SPECIAL REVENUE FU	806	0	0	0	0
0000090 Transfers Totals	919	0	0	0	0
Exp Totals for Dept 39000000	1,750,726	2,045,986	1,334,857	1,697,951	1,697,951
Total for Dept 39000000	-116,621	0	306,525	0	0

PARKS & RECREATION FORUM (PERFORMING ARTS THEATRE)



PARKS & RECREATION

Forum (Performing Arts Theater)

MISSION STATEMENT

To provide diversified arts entertainment to Broome County and surrounding areas at the maximum safety, efficiency, and revenue. Also to provide a facility for local arts groups to perform.

DESCRIPTION

The Historically Registered Forum Theatre is home to the Binghamton Philharmonic, Tri-Cities Opera, Broadway Theatre League, and various dance groups. Located in Historic Downtown Binghamton this restored vaudeville house provides an intimate setting for these Broome County Arts Groups as well as other touring concerts and family shows. Built in 1919 and a seating capacity of 1,527 the Forum Theatre still remains as a central cultural facility for the region.

2011 OBJECTIVES

- Maintain a first class arts theater
- Continue to market Forum for various shows/concerts
- Increase usage in the summer months
- Complete yearly facility inspection list
- Address sound system upgrade or purchase new system
- Address equipment repairs and replacement as per DPW Buildings and Grounds
- Marquee replacement
- New seating in auditorium

42010008 PARKS & RECREATION/Forum (Performing Arts Theatre)

<u>Title of Position</u>	<u>Grade/Unit</u>	<u>2009 Actuals</u>	<u>As of 9/1/2010 Current Authorized</u>	<u>2011 Requested</u>	<u>2011 Recommended</u>
FULL TIME					
Maintenance Worker	7 CSEA	<u>1</u>	<u>1</u>	<u>1</u>	<u>1</u>
Total Full-Time Positions		1	1	1	1
PART TIME					
Total Part-Time Positions		0	0	0	0
TOTAL POSITIONS		1	1	1	1

REPORT:BP032

BROOME COUNTY GOVERNMENT
 REVENUE AND APPROPRIATION SUMMARY
 BY DEPARTMENT

FUND 1010 General Operating
 DEPT 42000000 Forum

Account	2009 Actuals	2010 Budget	2010 YTD Actuals As of 08/31/10	2011 Budget Requested	2011 Budget Recommended
0000002 Departmental Income					
5000177 RENTALS & FEES	81,631	76,000	30,800	76,000	76,000
5000178 CONCESSIONS	10,895	7,000	6,401	7,000	7,000
5000179 CHARGES FOR SERVICES	2,663	3,500	642	3,500	3,500
5000180 CHARGES FOR EVENT STAFF	5,947	5,000	2,900	5,000	5,000
5000240 FACILITY USER FEE	25,302	85,000	24,470	85,000	85,000
0000002 Departmental Income Total	126,438	176,500	65,213	176,500	176,500
0000007 Misc Interfund Revenues					
5000534 TRANSFER FROM INSURANCE RESERV	2,500	0	0	0	0
0000007 Misc Interfund Revenues Total	2,500	0	0	0	0
Rev Totals for Dept 42000000	128,938	176,500	65,213	176,500	176,500
0000010 Personal Service					
6001000 SALARIES FULL-TIME	36,692	37,954	22,661	37,761	37,761
6001003 SALARIES OVERTIME	943	1,000	53	1,000	1,000
6001004 SALARIES SHIFT DIFFERENTIAL	28	120	15	120	120
6001009 OTHER PERSONNEL SERVICES	0	200	200	200	200
0000010 Personal Service Totals	37,663	39,274	22,929	39,081	39,081
0000020 Equipment and Capital Outlay					
6002604 BUILDING AND GROUNDS EQUIPMENT	48,296	0	0	0	0
0000020 Equipment and Capital Outlay Totals	48,296	0	0	0	0
0000040 Contractual Expenditures					
6004012 OFFICE SUPPLIES	1,373	670	40	670	670
6004021 BLDG MAINTENANCE SUPPLIES	6,017	8,000	1,552	8,000	8,000
6004022 FUEL AND HEATING SUPPLIES	36,710	43,000	26,115	43,000	43,000
6004023 BLDG AND GROUNDS SUPPLIES	2,451	8,000	2,148	5,000	5,000
6004048 MISC OPERATIONAL SUPPLIES	0	1,000	0	1,000	1,000
6004100 POSTAGE AND FREIGHT	0	0	24	0	0
6004106 GENERAL OFFICE EXPENSES	230	0	82	0	0

REPORT:BP032

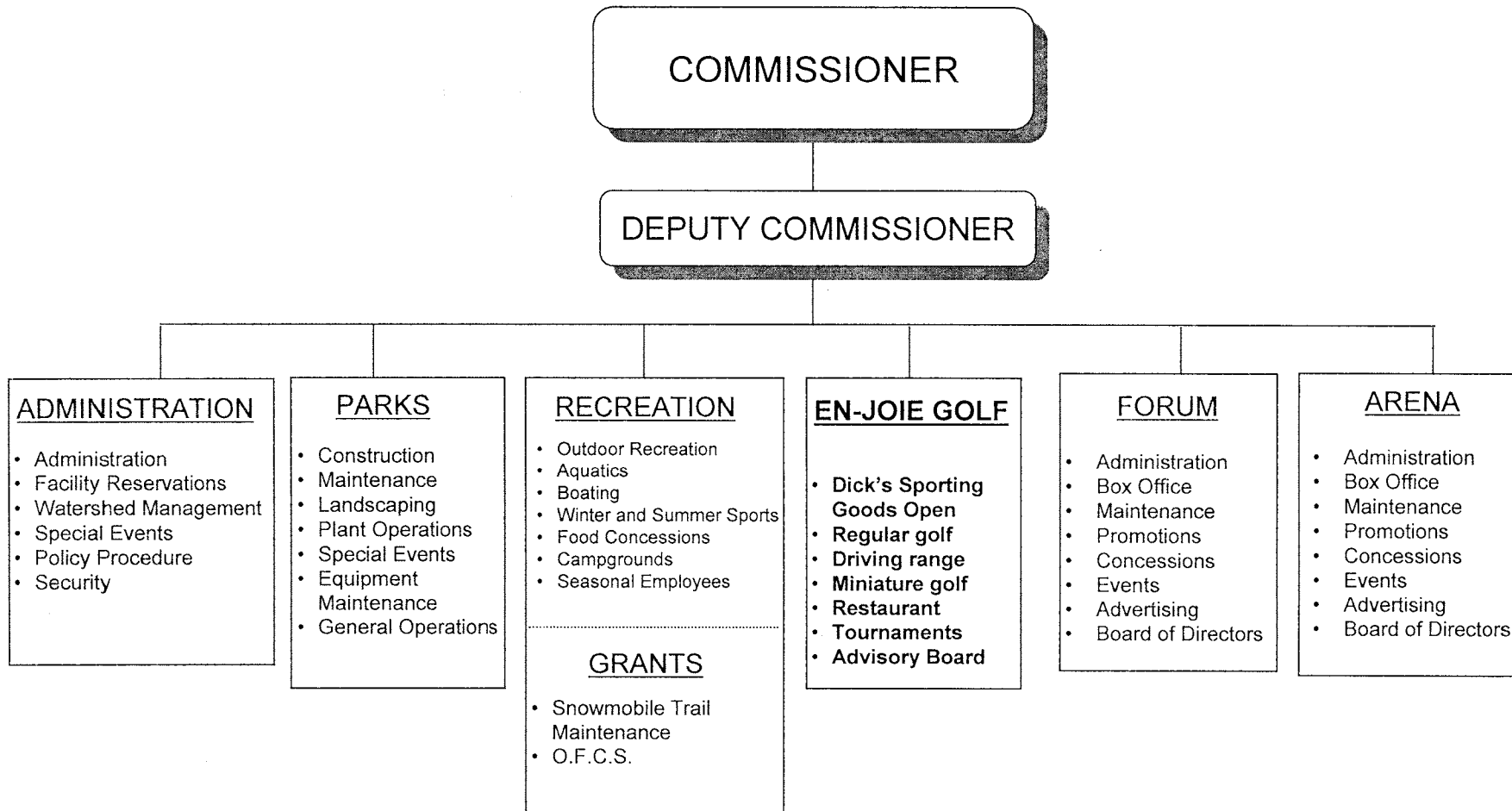
BROOME COUNTY GOVERNMENT
REVENUE AND APPROPRIATION SUMMARY
BY DEPARTMENT

FUND 1010 General Operating
DEPT 42000000 Forum

Account	2009 Actuals	2010 Budget	2010 YTD Actuals As of 08/31/10	2011 Budget Requested	2011 Budget Recommended
6004112 BLDG GROUNDS AND EQUIP REPAIR	0	8,000	0	6,000	6,000
6004113 WATER AND SEWAGE CHARGES	2,235	2,000	1,764	2,500	2,500
6004114 HEATING AND AIR COND PLANT EXP	0	0	9,678	0	0
6004115 ELECTRIC CURRENT	35,916	42,000	25,669	42,000	42,000
6004117 BUILDING AND GROUNDS EXPENSES	9,166	4,000	1,621	4,000	4,000
6004133 UNIFORM AND CLOTHING ALLOWANCE	0	160	0	160	160
6004137 ADVERTISING AND PROMOTION EXPE	372	0	0	0	0
6004138 OTHER OPERATIONAL EXPENSES	0	500	0	500	500
6004162 EDUCATION AND TRAINING	0	0	50	0	0
6004196 COPYING MACHINE RENTALS	0	0	328	420	420
6004200 PROPERTY LOSS	2,500	0	0	0	0
6004591 CASH SHORT AND OVER	120	0	0	0	0
0000040 Contractual Expenditures Totals	97,090	117,330	69,071	113,250	113,250
0000041 Chargeback Expenses					
6004602 INSURANCE PREMIUM CHARGEBACK	27,803	34,590	17,295	21,468	21,468
0000041 Chargeback Expenses Totals	27,803	34,590	17,295	21,468	21,468
0000080 Employee Benefits					
6008001 STATE RETIREMENT	2,781	4,213	2,057	6,797	6,797
6008002 SOCIAL SECURITY	2,696	3,004	1,622	2,990	2,990
6008006 LIFE INSURANCE	19	19	13	19	19
6008007 HEALTH INSURANCE	14,485	15,669	9,764	16,508	16,508
6008010 DISABILITY INSURANCE	130	129	82	129	129
0000080 Employee Benefits Totals	20,111	23,034	13,538	26,443	26,443
Exp Totals for Dept 42000000	230,963	214,228	122,833	200,242	200,242
Total for Dept 42000000	-102,025	-37,728	-57,620	-23,742	-23,742

PARKS & RECREATION

En-Joie Golf Course



EN-JOIE GOLF COURSE

MISSION STATEMENT

The En-Joie Golf Club is in business to provide its members and patrons with a very high quality golfing experience.

DESCRIPTION

En-Joie Golf Club is a championship golf course nestled along the Susquehanna River in Endicott. En-Joie has been the focal point of golf in the Southern Tier and has a storied history within the golf community.

The golf course features over 50 sand bunkers, numerous water hazards, bent grass greens and narrow tree-lined fairways that are sure to challenge any golfer. The facility includes a practice driving range, large putting green, full-service snack bar and grill room, men's and women's locker rooms, and a professionally run golf shop.

En-Joie offers annual membership and is also open to the public. The golf course is open from early-April through late-November.

2011 OBJECTIVES

- Providing an extremely relaxing and enjoyable environment for the game of golf.
- Promoting the game of golf.
- Providing superior customer service to all members and guests.
- Providing innovative and technically sound golf instruction.
- Offering new and appealing merchandise to the public.
- Maintaining the best conditioned and manicured championship golf course in the County.
- Hosting charity, corporate, and municipal outings.
- Continually improving goodwill and faith within the surrounding community.

41010008 PARKS & RECREATION/En-Joie Golf Course

<u>Title of Position</u>	<u>Grade/Unit</u>	<u>2009 Actuals</u>	<u>As of 9/1/2010 Current Authorized</u>	<u>2011 Requested</u>	<u>2011 Recommended</u>
FULL TIME					
Director of Golf	NA	1	1	1	1
Superintendent of Golf	NA	1	1	1	1
Total Full-Time Positions		2	2	2	2
PART TIME					
Total Part-Time Positions		0	0	0	0
TOTAL POSITIONS		2	2	2	2

REPORT:BP032

BROOME COUNTY GOVERNMENT
REVENUE AND APPROPRIATION SUMMARY
BY DEPARTMENT

FUND 3140 EnJoie Operating
DEPT 41000000 En Joie Golf Course

Account	2009 Actuals	2010 Budget	2010 YTD Actuals As of 08/31/10	2011 Budget Requested	2011 Budget Recommended
0000002 Departmental Income					
5000234 DRIVING RANGE FEES	18,000	27,000	29,005	38,000	38,000
5000235 GREENS FEES	352,304	362,400	220,291	364,000	364,000
5000236 ANNUAL MEMBERSHIP	214,797	222,000	223,110	225,000	225,000
5000237 GOLF CART RENTALS	150,420	158,000	106,201	155,000	155,000
5000238 COMMERCIAL INSURANCE	0	0	1,775	0	0
5000426 MISCELLANEOUS	7,504	4,000	4,546	4,000	4,000
5000434 MERCHANDISE SALES	33,857	36,000	19,882	36,000	36,000
0000002 Departmental Income Total	776,882	809,400	604,810	822,000	822,000
0000003 Use of Money					
5000451 INTEREST AND EARNINGS	220	0	1	500	500
5000465 TOURNAMENT RENTALS	107,062	102,500	531	102,500	102,500
5000467 RESTAURANT RENTAL	0	0	9,000	23,000	23,000
0000003 Use of Money Total	107,282	102,500	9,532	126,000	126,000
0000007 Misc Interfund Revenues					
5000532 PREMIUM & ACCRUED INT ON OBLIG	773	0	0	0	0
5000534 TRANSFER FROM INSURANCE RESERV	1,682	0	0	0	0
0000007 Misc Interfund Revenues Total	2,455	0	0	0	0
0000009 Federal Aid					
5000952 ARRA DEBT REIMBURSEMENT	0	0	0	1,019	1,019
0000009 Federal Aid Total	0	0	0	1,019	1,019
Rev Totals for Dept 41000000	886,619	911,900	614,342	949,019	949,019
0000010 Personal Service					
6001000 SALARIES FULL-TIME	122,792	132,810	82,011	132,810	132,810
6001002 SALARIES TEMPORARY	246,817	245,000	202,112	266,000	266,000
0000010 Personal Service Totals	369,609	377,810	284,123	398,810	398,810

BROOME COUNTY GOVERNMENT
 REVENUE AND APPROPRIATION SUMMARY
 BY DEPARTMENT

FUND 3140 EnJoie Operating
 DEPT 41000000 En Joie Golf Course

Account	2009 Actuals	2010 Budget	2010 YTD Actuals As of 08/31/10	2011 Budget Requested	2011 Budget Recommended
0000020 Equipment and Capital Outlay					
6002600 MAINTENANCE EQUIPMENT	19,812	0	0	0	0
0000020 Equipment and Capital Outlay Totals	19,812	0	0	0	0
0000040 Contractual Expenditures					
6004012 OFFICE SUPPLIES	370	500	436	500	500
6004021 BLDG MAINTENANCE SUPPLIES	1,548	5,000	14,405	2,000	2,000
6004022 FUEL AND HEATING SUPPLIES	2,164	9,300	2,529	7,000	7,000
6004023 BLDG AND GROUNDS SUPPLIES	80,688	92,000	56,170	90,000	90,000
6004040 MOTOR EQUIPMENT SUPPLIES	11,102	10,800	9,732	13,500	13,500
6004046 GAS OIL GREASE AND DIESEL FUEL	12,085	13,800	11,876	14,500	14,500
6004047 TIRES AND TUBES	492	500	426	1,000	1,000
6004048 MISC OPERATIONAL SUPPLIES	8,264	7,000	6,259	7,000	7,000
6004053 RECREATIONAL AND ACTIVITY SUPP	19,503	20,000	17,433	20,000	20,000
6004054 SAFETY SUPPLIES	0	400	162	500	500
6004055 COMPUTER SOFTWARE AND SUPPLIES	67	1,700	0	0	0
6004100 POSTAGE AND FREIGHT	58	100	0	100	100
6004101 TELEPHONE	9	0	0	50	50
6004104 TELEPHONE LONG DISTANCE	0	0	13	0	0
6004105 DUES AND MEMBERSHIPS	1,916	1,600	1,526	2,000	2,000
6004112 BLDG GROUNDS AND EQUIP REPAIR	9,734	2,000	4,529	10,000	10,000
6004113 WATER AND SEWAGE CHARGES	8,198	21,000	5,381	14,000	14,000
6004115 ELECTRIC CURRENT	27,122	24,200	17,854	27,000	27,000
6004117 BUILDING AND GROUNDS EXPENSES	29,092	14,500	6,587	15,000	15,000
6004137 ADVERTISING AND PROMOTION EXPE	13,155	15,000	9,532	15,000	15,000
6004138 OTHER OPERATIONAL EXPENSES	3,175	2,000	5,243	2,000	2,000
6004161 TRAVEL HOTEL AND MEALS	104	0	304	250	0
6004162 EDUCATION AND TRAINING	0	300	185	250	0
6004190 COUNTY RENTALS-MACHINERY	131,700	115,000	110,626	115,000	115,000
6004192 SOFTWARE MAINTENANCE	0	0	1,400	1,400	1,400
6004200 PROPERTY LOSS	1,152	0	0	0	0
6004504 OTHER FINANCIAL SERVICES	7,270	6,500	3,140	7,626	7,626
6004573 OTHER FEES FOR SERVICES	1,400	0	0	0	0
0000040 Contractual Expenditures Totals	370,368	363,200	285,748	365,676	365,176
0000041 Chargeback Expenses					
6004602 INSURANCE PREMIUM CHARGEBACK	22,553	22,813	11,407	21,435	21,435
6004609 DATA PROCESSING CHARGEBACKS	7,334	6,989	3,494	7,510	7,510
6004614 OTHER CHARGEBACK EXPENSES	9	7,500	26	7,500	7,500

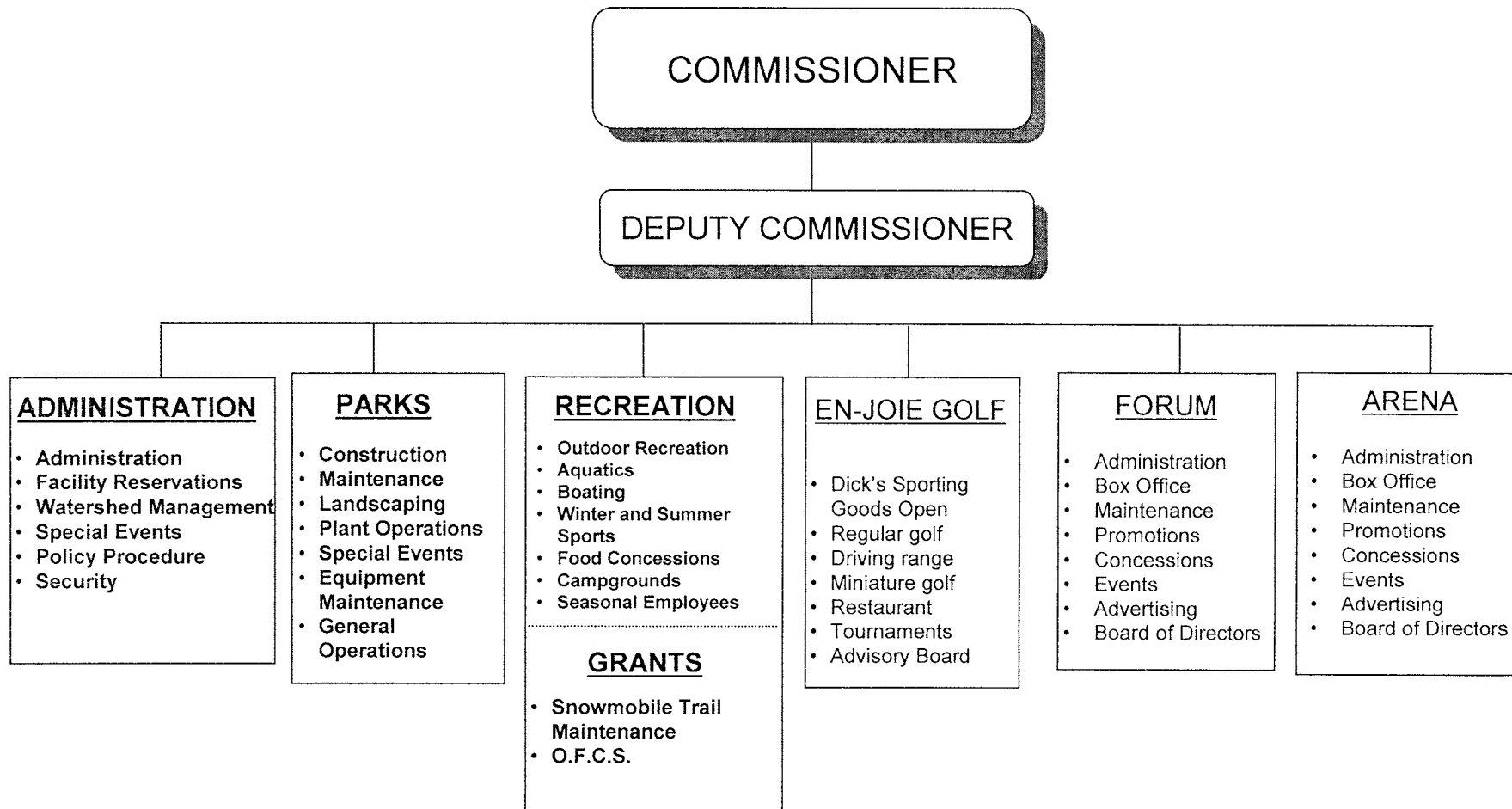
REPORT:BP032

BROOME COUNTY GOVERNMENT
REVENUE AND APPROPRIATION SUMMARY
BY DEPARTMENT

FUND 3140 EnJoie Operating
DEPT 41000000 En Joie Golf Course

Account	2009 Actuals	2010 Budget	2010 YTD Actuals As of 08/31/10	2011 Budget Requested	2011 Budget Recommended
6004617 DUPLICATING/PRINTING CHARGEBAC	739	100	76	250	250
6004618 OFFICE SUPPLIES CHARGEBACK	134	50	0	55	55
0000041 Chargeback Expenses Totals	30,769	37,452	15,003	36,750	36,750
0000060 Principal on Indebtedness					
6006000 PRINCIPAL ON SERIAL BONDS	0	0	0	6,139	6,139
6006001 PRINCIPAL ON BANS	9,394	9,394	9,394	0	0
0000060 Principal on Indebtedness Totals	9,394	9,394	9,394	6,139	6,139
0000070 Interest on Indebtedness					
6007000 INTEREST ON SERIAL BONDS	0	0	0	5,811	5,811
6007001 INTEREST ON BANS	4,045	2,960	2,959	0	0
0000070 Interest on Indebtedness Totals	4,045	2,960	2,959	5,811	5,811
0000080 Employee Benefits					
6008001 STATE RETIREMENT	11,492	14,742	8,724	23,209	23,209
6008002 SOCIAL SECURITY	28,142	28,900	21,444	30,213	30,213
6008004 WORKERS COMPENSATION	2,831	3,257	1,629	3,496	3,496
6008006 LIFE INSURANCE	0	48	0	48	48
6008007 HEALTH INSURANCE	8,463	11,606	17,754	30,044	30,044
6008011 UNEMPLOYMENT INSURANCE	26,571	15,000	0	25,000	25,000
0000080 Employee Benefits Totals	77,499	73,553	49,551	112,010	112,010
Exp Totals for Dept 41000000	881,496	864,369	646,778	925,196	924,696
Total for Dept 41000000	5,123	47,531	-32,436	23,823	24,323

PARKS & RECREATION



PARKS & RECREATION

Administration

MISSION STATEMENT

The Administrative Division of the Parks and Recreation Department provides the support services for the entire department as well as interfacing with the County Executive, Legislature, Law Department and the community. It also provides for flood and erosion control to the County's watershed areas.

DESCRIPTION

Article XI provides for a Department of Parks and Recreation, including the Veterans' Arena and Forum. It is a regionally based parks and recreation system serving a population of roughly 185,000 people. This park system consists of: Nathaniel Cole (317 acres) on County Route 63 in the Town of Colesville; Dorchester (1142 acres) in the Town of Triangle; Finch Hollow in the Town of Maine (12 acres); Greenwood (415 acres) on County Route 320 in the Town of Nanticoke; Grippen and Roundtop (46 acres) and En-Joie Golf Course in the Village of Endicott; Hawkins Pond (307 acres) in the Town of Windsor; and Otsiningo (150 acres) in the Town of Dickinson. This system also includes an eighteen hole golf course, three beaches, a campground, a performing arts theater, a 6910 seat arena, cross-country skiing, swimming, boating, professional hockey, and many other leisure activities. Annually, over two million people use this system.

The department is also responsible for Aqua-Terra (466 undeveloped acres) in the Town of Binghamton and in the Town of Dickinson both the BAGSAI Complex (softball fields) and the Community Garden Plots.

Parks and Recreation also operates and maintains twenty-three flood control structures. These include watersheds on Brandywine Creek; Brixius Creek; Deposit Watersheds (3 sites); Finch Hollow Creek (2); Little Choconut Creek (6); Nanticoke Creek (9) and Patterson Creek.

2011 OBJECTIVES

- Continue to provide quality facilities to the residents of Broome County
- Maintain present level of service to the residents of Broome County
- Continue to maintain the County's 23 watersheds for the health and safety of all Broome County residents

2011 BUDGET HIGHLIGHTS

- Maintain present level of service
- Continue to look for new revenue streams to offset our 2010 net County support
- Continue to maintain watersheds in-house
- Continue to administer the following grant:
 - NYS Snowmobile Trail Maintenance

43010008 PARKS & RECREATION/Administration

<u>Title of Position</u>	<u>Grade/Unit</u>	<u>2009 Actuals</u>	<u>As of 9/1/2010 Current Authorized</u>	<u>2011 Requested</u>	<u>2011 Recommended</u>
FULL TIME					
Commissioner of Parks & Recreation*	G Admin	1	1	1	1
Deputy Commissioner of Parks & Recreation	E Admin	1	1	1	1
Director of Recreation	C Admin	1	1	0	0
Secretary	13 CSEA	1	1	1	1
Senior Account Clerk	9 CSEA	<u>1</u>	<u>1</u>	<u>0</u>	<u>0</u>
Total Full-Time Positions		5	5	3	3
PART TIME					
Total Part-Time Positions		0	0	0	0
TOTAL POSITIONS		5	5	3	3

*Unfunded in current budget

REPORT:BP033

BROOME COUNTY GOVERNMENT
 REVENUE AND APPROPRIATION SUMMARY
 BY DEPARTMENT AND DIVISION

FUND 1010 General Operating
 DEPT 43000000 Parks and Recreation
 DIV 01

Account	2009 Actuals	2010 Budget	2010 YTD Actuals As of 08/31/10	2011 Budget Requested	2011 Budget Recommended
0000002 Departmental Income					
5000165 MISCELLANEOUS	1,307	5,000	3,447	55,000	55,000
5000196 GROUND RENTALS	2,365	0	1,682	0	0
0000002 Departmental Income Totals	3,672	5,000	5,129	55,000	55,000
0000003 Use of Money					
5000451 INTEREST AND EARNINGS	114	0	0	0	0
0000003 Use of Money Totals	114	0	0	0	0
0000006 Sale of Prop and Comp for Loss					
5000518 SALE OF EQUIPMENT	1,147	4,000	0	4,000	4,000
0000006 Sale of Prop and Comp for Loss Totals	1,147	4,000	0	4,000	4,000
0000007 Misc Interfund Revenues					
5000540 GAIN FROM DISPOSITION OF ASSET	4,700	0	0	0	0
0000007 Misc Interfund Revenues Totals	4,700	0	0	0	0
0000008 State Aid					
5000874 PARKS - YOUTH PROGRAMS	28,516	28,108	0	21,895	0
0000008 State Aid Totals	28,516	28,108	0	21,895	0
Rev Total for Div 4301	38,149	37,108	5,129	80,895	59,000
0000010 Personal Service					
6001000 SALARIES FULL-TIME	212,433	213,610	109,178	112,949	112,949
6001002 SALARIES TEMPORARY	180	0	0	0	0
6001968 RETIREMENT INCENTIVE	16,000	0	0	0	0
0000010 Personal Service Totals	228,613	213,610	109,178	112,949	112,949

REPORT:BP033

BROOME COUNTY GOVERNMENT
 REVENUE AND APPROPRIATION SUMMARY
 BY DEPARTMENT AND DIVISION

FUND 1010 General Operating
 DEPT 43000000 Parks and Recreation
 DIV 01

Account	2009 Actuals	2010 Budget	2010 YTD Actuals As of 08/31/10	2011 Budget Requested	2011 Budget Recommended
0000040 Contractual Expenditures					
6004010 BOOKS AND SUBSCRIPTIONS	169	500	123	500	400
6004012 OFFICE SUPPLIES	1,500	2,000	510	2,000	1,875
6004021 BLDG MAINTENANCE SUPPLIES	242	0	0	0	0
6004040 MOTOR EQUIPMENT SUPPLIES	80	0	0	0	0
6004048 MISC OPERATIONAL SUPPLIES	0	50	0	50	50
6004100 POSTAGE AND FREIGHT	5	50	0	50	25
6004105 DUES AND MEMBERSHIPS	25	200	0	200	200
6004106 GENERAL OFFICE EXPENSES	14	500	324	500	500
6004115 ELECTRIC CURRENT	0	0	1,414	0	0
6004131 PHOTOGRAPHIC EXPENSES	0	50	0	50	50
6004137 ADVERTISING AND PROMOTION EXPE	0	200	0	200	200
6004138 OTHER OPERATIONAL EXPENSES	0	0	933	0	0
6004161 TRAVEL HOTEL AND MEALS	44	100	0	100	0
6004162 EDUCATION AND TRAINING	172	400	120	400	0
6004196 COPYING MACHINE RENTALS	0	0	477	1,800	1,800
0000040 Contractual Expenditures Totals	2,251	4,050	3,901	5,850	5,100
0000041 Chargeback Expenses					
6004602 INSURANCE PREMIUM CHARGEBACK	44,691	29,896	14,948	15,050	15,050
6004615 GASOLINE CHARGEBACK	0	0	6,435	0	0
6004626 TRANSPORTATION SERVICES CHARGE	0	0	5,211	0	0
0000041 Chargeback Expenses Totals	44,691	29,896	26,594	15,050	15,050
0000080 Employee Benefits					
6008001 STATE RETIREMENT	15,219	23,711	7,583	20,331	20,331
6008002 SOCIAL SECURITY	16,861	16,341	8,008	8,641	8,641
6008004 WORKERS COMPENSATION	72,459	67,880	33,940	64,911	64,911
6008006 LIFE INSURANCE	74	77	32	38	38
6008007 HEALTH INSURANCE	47,931	52,810	24,262	33,016	33,016
6008009 RETIREE HEALTH INSURANCE	29,327	32,261	6,076	56,607	56,607
6008010 DISABILITY INSURANCE	239	258	82	129	129
0000080 Employee Benefits Totals	182,110	193,338	79,983	183,673	183,673
Exp Total for Div 4301	457,665	440,894	219,656	317,522	316,772

REPORT:BP033

BROOME COUNTY GOVERNMENT
REVENUE AND APPROPRIATION SUMMARY
BY DEPARTMENT AND DIVISION

FUND 1010 General Operating
DEPT 43000000 Parks and Recreation
DIV 01

Account	2009 Actuals	2010 Budget	2010 YTD Actuals As of 08/31/10	2011 Budget Requested	2011 Budget Recommended
Total for Div 4301	-419,516	-403,786	-214,527	-236,627	-257,772

PARKS & RECREATION

Recreation

MISSION STATEMENT

To provide a safe and varied recreational experience that is family oriented yet can meet the needs of youth, senior citizens, and the disabled on a regional basis.

DESCRIPTION

Article XI provides for a Department of Parks and Recreation, including the Veterans' Arena and Forum. It is a regionally based parks and recreation system serving a population of roughly 185,000 people. This park system consists of: Nathaniel Cole (317 acres) on County Route 63 in the Town of Colesville; Dorchester (1142 acres) in the Town of Triangle; Finch Hollow in the Town of Maine (12 acres); Greenwood (415 acres) on County Route 320 in the Town of Nanticoke; Grippen and Roundtop (46 acres) and En-Joie Golf Course in the Village of Endicott; Hawkins Pond (307 acres) in the Town of Windsor; and Otsiningo (150 acres) in the Town of Dickinson. This system also includes an eighteen hole golf course, three beaches, a campground, a performing arts theater, a 6910 seat arena, cross-country skiing, swimming, boating, professional hockey, and many other leisure activities. Annually, over two million people use this system.

The department is also responsible for Aqua-Terra (466 undeveloped acres) in the Town of Binghamton and in the Town of Dickinson both the BAGSAI Complex (softball fields) and the Community Garden Plots.

Parks and Recreation also operates and maintains twenty-three flood control structures. These include watersheds on Brandywine Creek; Brixius Creek; Deposit Watersheds (3 sites); Finch Hollow Creek (2); Little Choconut Creek (6); Nanticoke Creek (9); and Patterson Creek.

2011 OBJECTIVES

- Maintain 2010 levels of advertising for department
- Continued efforts working with YMCA on aquatics programming and staffing
- Conduct the following special events:
 - o Crappie Derby
 - o Relay for Life and other fundraising walks and runs
 - o American Powerboat Racing Championship
 - o Collegiate and High School Rowing Championships
 - o Spiedie Fest/Balloon Rally
 - o Hometown Holiday Festival of Lights
 - o Broome County Parks Triathlon
- Continue to develop partnerships in the community with groups such as: Whitney Point Youth Association, CYO, Harpursville Youth, YMCA, and Town of Chenango Parks Department.

2011 BUDGET HIGHLIGHTS

- Search for new partnerships for additional special events throughout the community
- Maintain or reduce present level of net County support
- Continue to install playground structures at our facilities
- Develop new marketing avenues and leisure entertainment activities for families

43020008 PARKS & RECREATION/Recreation

<u>Title of Position</u>	<u>Grade/Unit</u>	<u>2009 Actuals</u>	<u>As of 9/1/2010 Current Authorized</u>	<u>2011 Requested</u>	<u>2011 Recommended</u>
FULL TIME					
Director of Nature Interpretation	15 BAPA	1	1	1	1
Naturalist	14 CSEA	<u>1</u>	<u>1</u>	<u>1</u>	<u>0</u>
Total Full-Time Positions		2	2	2	1
PART TIME					
Total Part-Time Positions		0	0	0	0
TOTAL POSITIONS		2	2	2	1

BROOME COUNTY GOVERNMENT
 REVENUE AND APPROPRIATION SUMMARY
 BY DEPARTMENT AND DIVISION

FUND 1010 General Operating
 DEPT 43000000 Parks and Recreation
 DIV 02

Account	2009 Actuals	2010 Budget	2010 YTD Actuals As of 08/31/10	2011 Budget Requested	2011 Budget Recommended
0000002 Departmental Income					
5000165 MISCELLANEOUS	2,788	5,000	2,011	5,000	5,000
5000168 FOOD CONCESSION	42,349	50,000	39,727	50,000	50,000
5000169 BOAT CONCESSION	31,915	35,000	28,109	35,000	35,000
5000170 CAMPING	34,399	43,000	30,291	43,000	43,000
5000171 SHELTER RENTAL	35,845	35,000	37,098	35,000	35,000
5000172 SKI CONCESSION	2,980	6,000	5,082	6,000	6,000
5000202 SWIMMING LESSONS	0	150	0	150	150
5000207 UNIFORM SALES	90	0	0	0	0
0000002 Departmental Income Totals	150,366	174,150	142,318	174,150	174,150
Rev Total for Div 4302	150,366	174,150	142,318	174,150	174,150
0000010 Personal Service					
6001000 SALARIES FULL-TIME	91,976	94,244	56,899	94,462	48,743
6001002 SALARIES TEMPORARY	222,370	190,000	163,773	190,000	184,400
6001003 SALARIES OVERTIME	3,077	4,800	2,170	4,800	4,800
6001009 OTHER PERSONNEL SERVICES	1,030	3,800	1,000	3,800	3,800
0000010 Personal Service Totals	318,453	292,844	223,842	293,062	241,743
0000040 Contractual Expenditures					
6004021 BLDG MAINTENANCE SUPPLIES	0	0	5,780	0	0
6004022 FUEL AND HEATING SUPPLIES	0	0	1,883	0	0
6004030 FOOD AND BEVERAGES	4,349	23,200	2,687	23,200	23,000
6004048 MISC OPERATIONAL SUPPLIES	3,204	5,000	1,959	5,000	4,500
6004053 RECREATIONAL AND ACTIVITY SUPP	2,653	7,000	2,318	7,000	6,000
6004115 ELECTRIC CURRENT	0	0	2,534	0	0
6004117 BUILDING AND GROUNDS EXPENSES	0	0	1,564	0	0
6004126 RECREATIONAL AND ACTIVITY EXPE	85	500	0	500	300
6004137 ADVERTISING AND PROMOTION EXPE	0	500	300	500	500
6004147 OTHER PROGRAM EXPENSE	500	0	0	0	0
0000040 Contractual Expenditures Totals	10,791	36,200	19,025	36,200	34,300
0000080 Employee Benefits					
6008001 STATE RETIREMENT	7,652	10,461	6,659	16,967	8,738

REPORT:BP033

BROOME COUNTY GOVERNMENT
REVENUE AND APPROPRIATION SUMMARY
BY DEPARTMENT AND DIVISION

FUND 1010 General Operating
DEPT 43000000 Parks and Recreation
DIV 02

Account	2009 Actuals	2010 Budget	2010 YTD Actuals As of 08/31/10	2011 Budget Requested	2011 Budget Recommended
6008002 SOCIAL SECURITY	23,541	22,403	16,572	22,403	18,477
6008006 LIFE INSURANCE	38	38	26	38	19
6008007 HEALTH INSURANCE	28,989	31,338	19,509	33,016	16,508
6008010 DISABILITY INSURANCE	129	130	82	129	0
0000080 Employee Benefits Totals	60,349	64,370	42,848	72,553	43,742
Exp Total for Div 4302	389,593	393,414	285,715	401,815	319,785
Total for Div 4302	-239,227	-219,264	-143,397	-227,665	-145,635

PARKS & RECREATION

Parks

MISSION STATEMENT

To provide the skilled support services that maintain the various buildings and grounds in the Parks & Recreation Department using the most efficient and cost effective methods available while providing for the safety and health of the patron.

DESCRIPTION

Article XI provides for a Department of Parks and Recreation, including the Veterans' Arena and Forum. It is a regionally based parks and recreation system serving a population of roughly 185,000 people. This park system consists of: Nathaniel Cole (317 acres) on County Route 63 in the Town of Colesville; Dorchester (1142 acres) in the Town of Triangle; Finch Hollow in the Town of Maine (12 acres); Greenwood (415 acres) on County Route 320 in the Town of Nanticoke; Grippen and Roundtop (46 acres) and En-Joie Golf course in the Village of Endicott; Hawkins Pond (307 acres) in the Town of Windsor; and Otsiningo (150 acres) in the Town of Dickinson. This system also includes an eighteen hole golf course, three beaches, a campground, a performing arts theater, a 6910 seat arena, cross-country skiing, swimming, boating, professional hockey, and many other leisure activities. Annually, over two million people use this system.

The department is also responsible for Aqua-Terra (466 undeveloped acres) in the Town of Binghamton and in the Town of Dickinson both the BAGSAI Complex (softball fields) and the Community Garden Plots. Parks and Recreation also operates and maintains twenty-three flood control structures. These include watersheds on Brandywine Creek; Brixius Creek; Deposit Watersheds (3 sites); Finch Hollow Creek (2); Little Choconut Creek (6); Nanticoke Creek (9); and Patterson Creek.

2011 OBJECTIVES

- Continue to raise the visibility of the department through: promotional literature, public service announcements, participation by department personnel in public forums relevant to our mission, outreach to, and cooperation with, current and potential parks user groups, and whatever other cost-effective means are at our disposal.
- Facilitate maintenance of facilities through regular park inspections and consultation with Risk Manager
- Maintain 23 watersheds for the health and safety of Broome County residents
- Maintain roadway improvement program
- Continue development and implementation of capital projects
- Continue to enhance efficiency and promote cost-savings by forming partnerships with recreation groups, local municipalities and other County departments
- Continue to host and help organize the Broome County Employee's Picnic, keeping in mind its twin goals of enhancing employee camaraderie and morale while providing workers with a valuable leisure activity
- Maintain a comprehensive schedule of special events, ranging from established events such as the Spiedie Fest and Balloon Rally to new ones such as the Broome County Parks Triathlon.

2011 BUDGET HIGHLIGHTS

- Purchase necessary equipment
- Maintain park system with present levels of funding
- Continue allocating resources for maintenance of the Arena/Forum
- Capital improvement request for parks construction projects, surface rehabilitation and equipment replacement, and repairs and renovations

43030008 PARKS & RECREATION/Parks

<u>Title of Position</u>	<u>Grade/Unit</u>	<u>2009 Actuals</u>	<u>As of 9/1/2010 Current Authorized</u>	<u>2011 Requested</u>	<u>2011 Recommended</u>
FULL TIME					
Assistant Recreation Facility Manager	16 CSEA	1	1	1	1
Park Operations Manager	AFSCME	1	1	1	1
Park Manager	AFSCME	4	4	2	2
Assistant Park Manager	AFSCME	3	3	3	3
Construction Worker	AFSCME	3	3	3	3
Motor Equipment Operator III	AFSCME	1	1	0	0
Park Equipment Maintenance Mechanic	AFSCME	1	1	1	1
Park Technician	AFSCME	7	7	6	6
Senior Park Technician	AFSCME	4	4	3	3
Total Full-Time Positions		25	25	20	20
PART TIME					
Total Part-Time Positions		0	0	0	0
TOTAL POSITIONS		25	25	20	20

REPORT:BP033

BROOME COUNTY GOVERNMENT
 REVENUE AND APPROPRIATION SUMMARY
 BY DEPARTMENT AND DIVISION

FUND 1010 General Operating
 DEPT 43000000 Parks and Recreation
 DIV 03

Account	2009 Actuals	2010 Budget	2010 YTD Actuals As of 08/31/10	2011 Budget Requested	2011 Budget Recommended
0000006 Sale of Prop and Comp for Loss					
5000516 MINOR SALES - PUBLIC WORKS	318	0	0	0	0
0000006 Sale of Prop and Comp for Loss Totals	318	0	0	0	0
0000007 Misc Interfund Revenues					
5000530 REFUNDS OF PRIOR YEARS EXPENDI	121	0	256	0	0
5000534 TRANSFER FROM INSURANCE RESERV	1,007	712	712	0	0
0000007 Misc Interfund Revenues Totals	1,128	712	968	0	0
Rev Total for Div 4303	1,446	712	968	0	0
0000010 Personal Service					
6001000 SALARIES FULL-TIME	1,097,613	1,141,813	654,966	926,781	926,781
6001002 SALARIES TEMPORARY	72,356	68,500	59,118	68,500	68,500
6001003 SALARIES OVERTIME	39,181	28,500	24,430	28,500	28,500
6001004 SALARIES SHIFT DIFFERENTIAL	1,444	2,000	1,167	2,000	2,000
6001009 OTHER PERSONNEL SERVICES	6,120	8,500	4,530	8,500	8,500
6001968 RETIREMENT INCENTIVE	32,000	0	0	0	0
0000010 Personal Service Totals	1,248,714	1,249,313	744,211	1,034,281	1,034,281
0000040 Contractual Expenditures					
6004021 BLDG MAINTENANCE SUPPLIES	55,217	66,700	21,236	66,700	62,700
6004022 FUEL AND HEATING SUPPLIES	10,640	20,072	19,859	20,072	16,272
6004023 BLDG AND GROUNDS SUPPLIES	29,605	35,000	18,950	35,000	34,250
6004030 FOOD AND BEVERAGES	2,605	0	3,116	0	0
6004040 MOTOR EQUIPMENT SUPPLIES	32,961	35,000	17,939	35,000	34,500
6004046 GAS OIL GREASE AND DIESEL FUEL	20,021	30,000	4,432	30,000	30,000
6004047 TIRES AND TUBES	4,214	5,000	2,227	5,000	5,000
6004048 MISC OPERATIONAL SUPPLIES	3,092	5,000	2,188	5,000	4,800
6004053 RECREATIONAL AND ACTIVITY SUPP	2,321	1,000	121	1,000	1,000
6004054 SAFETY SUPPLIES	0	0	70	0	0
6004100 POSTAGE AND FREIGHT	7	0	14	0	0
6004106 GENERAL OFFICE EXPENSES	131	0	25	0	0
6004112 BLDG GROUNDS AND EQUIP REPAIR	80	100	697	100	100
6004113 WATER AND SEWAGE CHARGES	9,624	5,500	0	5,500	5,500

REPORT:BP033

BROOME COUNTY GOVERNMENT
REVENUE AND APPROPRIATION SUMMARY
BY DEPARTMENT AND DIVISION

FUND 1010 General Operating
DEPT 43000000 Parks and Recreation
DIV 03

Account	2009 Actuals	2010 Budget	2010 YTD Actuals As of 08/31/10	2011 Budget Requested	2011 Budget Recommended
6004114 HEATING AND AIR COND PLANT EXP	0	100	105	100	100
6004115 ELECTRIC CURRENT	44,055	38,000	20,468	38,000	35,000
6004117 BUILDING AND GROUNDS EXPENSES	28,568	25,000	14,942	23,000	23,000
6004120 KITCHEN & DINING ROOM EXPENSES	2,450	0	0	0	0
6004130 MOTOR EQUIP REPAIRS AND MAINT	2,635	1,000	3,702	1,000	1,000
6004133 UNIFORM AND CLOTHING ALLOWANCE	2,341	5,120	215	5,120	5,120
6004138 OTHER OPERATIONAL EXPENSES	5,776	4,000	995	4,000	4,000
6004161 TRAVEL HOTEL AND MEALS	94	0	0	0	0
6004162 EDUCATION AND TRAINING	0	0	60	0	0
6004169 DAY TRIP MEAL REIMBURSEMENT	36	0	0	0	0
6004200 PROPERTY LOSS	1,007	712	712	0	0
0000040 Contractual Expenditures Totals	257,480	277,304	132,073	274,592	262,342
0000041 Chargeback Expenses					
6004614 OTHER CHARGEBACK EXPENSES	5,352	0	0	0	0
6004615 GASOLINE CHARGEBACK	27,136	35,000	0	16,821	16,821
6004626 TRANSPORTATION SERVICES CHARGE	7,907	5,211	0	6,809	6,809
0000041 Chargeback Expenses Totals	40,395	40,211	0	23,630	23,630
0000060 Principal on Indebtedness					
6006008 PRINCIPAL ON CAPITAL LEASE	1,162	0	0	0	0
0000060 Principal on Indebtedness Totals	1,162	0	0	0	0
0000070 Interest on Indebtedness					
6007005 INTEREST ON CAPITAL LEASE	39	0	0	0	0
0000070 Interest on Indebtedness Totals	39	0	0	0	0
0000080 Employee Benefits					
6008001 STATE RETIREMENT	84,919	126,741	63,166	160,358	160,358
6008002 SOCIAL SECURITY	91,353	95,573	54,673	76,377	76,377
6008006 LIFE INSURANCE	467	480	301	385	385
6008007 HEALTH INSURANCE	272,019	306,584	171,502	291,312	291,312
6008009 RETIREE HEALTH INSURANCE	141,706	148,694	33,063	216,326	216,326
6008010 DISABILITY INSURANCE	129	129	84	129	129
6008011 UNEMPLOYMENT INSURANCE	66	0	0	0	0
0000080 Employee Benefits Totals	590,659	678,201	322,789	744,887	744,887

REPORT:BP033

BROOME COUNTY GOVERNMENT
REVENUE AND APPROPRIATION SUMMARY
BY DEPARTMENT AND DIVISION

FUND 1010 General Operating
DEPT 43000000 Parks and Recreation
DIV 03

Account	2009 Actuals	2010 Budget	2010 YTD Actuals As of 08/31/10	2011 Budget Requested	2011 Budget Recommended
Exp Total for Div 4303	2,138,449	2,245,029	1,199,073	2,077,390	2,065,140
Total for Div 4303	-2,137,003	-2,244,317	-1,198,105	-2,077,390	-2,065,140
Total for Dept 43000000	-2,795,746	-2,867,367	-1,556,029	-2,541,682	-2,468,547

LIBRARY

BOARD

DIRECTOR

CENTRAL LIBRARY

- Information Services
- Circulation Services
- Youth Services
- Technical Services
- Library Support Services
- Administration
- Local History & Genealogy

CENTRAL LIBRARY

MISSION STATEMENT

To provide materials and services to ensure community residents meet their personal, educational, professional and recreational information needs.

DESCRIPTION

The Library provides information for economic development within the community. Materials in various formats are provided to assist individuals and businesses in effectively responding to the changing marketplace. Special attention is devoted to currency of small business materials.

The Library serves as the gateway to reading for children and young adults. Consideration is given to stimulating interest and appreciation of reading through programming and collection development.

The Library is the source of free recreational reading and life long learning for community residents. Emphasis is placed on providing a broad range of current fiction, non-fiction, and informational support in a variety of formats for all ages and reading levels. Programming and collection development tools are employed to meet the needs of this diverse community.

The Library houses a unique group of local history and genealogy materials, joining collections of the Broome County Historical Society, Broome County Historian and City of Binghamton Historian. This allows researchers access to a

wide range of materials on the history of the local Broome County area and family histories.

The Library is comprised of two defined service areas. As part of County government, the Library serves the citizens residing within the political jurisdiction of Broome County. According to the 2000 U.S. census, this encompasses a geographical area of 707 square miles and a population of 200,536 from ages newborn to over 100. In addition, since Broome County also serves as the Central Library for the Four County Library System, its service area effectively includes the residents of Chenango, Delaware and Otsego Counties, an additional 3,343 square miles and 161,132 residents.

To meet the needs of this diverse patron base, the Library features the following service areas:

Information Services

- Broad based informational support
- Accommodation of all ages and reading levels
- Extensive reference collection
- Periodical collection
- Electronic online resources
- Business files/reference tools
- Approachable and knowledgeable staff
- Clear signage
- Adequate staffing levels
- Adequate phone lines
- Accessible shelving
- Adequate casual seating
- Programming for adults covering a variety of interests

Youth Services

- Variety of materials and formats
- Multiple copies of popular titles
- Youth-friendly staff
- Easy accessibility
- Ample and inviting space
- Variety of programs for ages 0-14

Popular Materials

- Current and popular materials in a variety of formats
- Sufficient multiple copies to meet demand
- Reader's advisory service
- Browsing encouraged
- Attractive monthly displays of materials

Local History & Genealogy Center

- Cooperative materials collection
- Extensive primary source documents, photographic and archival materials
- Regional focus for genealogical and migration materials
- Educational programs for local groups and schools
- Periodical collection dealing with genealogy and history
- Digitization projects for rare and archival materials
- Indexing and abstracting of original materials for online database
- Microfilm copies of local newspapers, and census documents

2011 OBJECTIVES

- Continue to provide valuable reference, interlibrary loan and youth services to Broome County and the Four County Region

- Continue to provide quality services to the 41 libraries in the Four County Library System as well as the Central Library
- Educate the public in the variety of electronic resources available in the Library
- Update Library collection for currency and relevancy
- Implement services that will maximize use of the Ahearn Business Resource Center
- Increase the Library's visibility within the community through programming, outreach and partnering
- Automate the local history index to an online database and add to Library database and website
- Complete a NYS Construction grant solar project, further reducing electric costs
- Continue creating the platform for a digitization project for the 170,000 obituary file collection
- Increase workshops and educational programs for school service groups, i.e. Books and Babies grant project

2011 BUDGET HIGHLIGHTS

- Reduced staffing by 7 full-time positions to implement cost saving measures
- Continued resource sharing with the 41 libraries in the Four County Library System
- Completed a NYS Construction grant and Capital Improvement project to provide additional parking on Pine St.
- Contained controllable costs at 2010 levels
- Energy saving measures dropped electric consumption by 15%

40000008 LIBRARY/Central Library

<u>Title of Position</u>	<u>Grade/Unit</u>	<u>2009 Actuals</u>	<u>As of 9/1/2010 Current Authorized</u>	<u>2011 Requested</u>	<u>2011 Recommended</u>
FULL TIME					
Library Director III	F Admin	1	1	1	1
Secretary	14 Admin	1	0	0	0
Librarian III	20 CSEA	1	1	1	1
Librarian II	18 CSEA	2	2	2	2
Librarian I	16 CSEA	3	3	3	3
Library Assistant	13 CSEA	1	1	1	1
Principal Library Clerk	12 CSEA	2	2	1	1
Custodial Supervisor	11 CSEA	1	1	0	0
Senior Account Clerk	9 CSEA	1	1	1	1
Keyboard Specialist	8 CSEA	1	1	0	0
Senior Library Clerk	8 CSEA	3	3	3	3
Library Clerk	6 CSEA	7	7	7	7
Custodial Worker	6 CSEA	1	0	0	0
Page	5 CSEA	1	1	1	1
Total Full-Time Positions		26	24	21	21
PART TIME					
Librarian I	16 CSEA	1	1	0	0
Computer Hardware Tech	16 CSEA	1	1	1	1
Custodial Worker	6 CSEA	2	2	4	4
Library Clerk	6 CSEA	7	6	5	5
County Historian	NA	1	1	1	1
Deputy County Historian	NA	1	1	1	1
Total Part-Time Positions		13	12	12	12
TOTAL POSITIONS		39	36	33	33

REPORT:BP032

BROOME COUNTY GOVERNMENT
REVENUE AND APPROPRIATION SUMMARY
BY DEPARTMENT

FUND 3150 Library Operating
DEPT 40000000 County Library

Account	2009 Actuals	2010 Budget	2010 YTD Actuals As of 08/31/10	2011 Budget Requested	2011 Budget Recommended
0000002 Departmental Income					
5000100 LIBRARY COPY FEES	1,922	1,000	7,460	5,500	5,500
5000177 RENTALS & FEES	6,675	6,000	3,077	6,000	6,000
5000189 OTHER LOCAL GOVERNMENTS	652,998	655,229	0	662,109	662,109
5000312 RENTAL CHARGEBACKS	2,888	0	0	15,000	15,000
5000426 MISCELLANEOUS	49,460	40,000	34,070	40,000	40,000
0000002 Departmental Income Total	713,943	702,229	44,607	728,609	728,609
0000003 Use of Money					
5000451 INTEREST AND EARNINGS	3,686	20,000	1	10,000	10,000
5000470 VENDING MACHINE	0	0	1,362	1,000	1,000
5000471 COMMISSIONS	4,879	4,129	503	4,129	4,129
0000003 Use of Money Total	8,565	24,129	1,866	15,129	15,129
0000006 Sale of Prop and Comp for Loss					
5000512 MINOR SALES OTHER	13	0	2	8	8
0000006 Sale of Prop and Comp for Loss Total	13	0	2	8	8
0000007 Misc Interfund Revenues					
5000530 REFUNDS OF PRIOR YEARS EXPENDI	2,148	0	0	0	0
5000531 GIFTS AND DONATIONS	3,787	1,500	1,031	1,500	1,500
5000532 PREMIUM & ACCRUED INT ON OBLIG	582	0	0	0	0
5000534 TRANSFER FROM INSURANCE RESERV	0	342	6,342	0	0
5000562 TRANSFER FROM GENERAL FUND	1,601,740	1,550,046	1,550,046	1,418,056	1,418,056
5000570 EARNINGS ON TEMPORARY INVESTME	105	0	0	0	0
0000007 Misc Interfund Revenues Total	1,608,362	1,551,888	1,557,419	1,419,556	1,419,556
0000008 State Aid					
5000808 OTHER STATE AID	124,715	108,348	3,213	104,067	104,067
0000008 State Aid Total	124,715	108,348	3,213	104,067	104,067
Rev Totals for Dept 40000000	2,455,598	2,386,594	1,607,107	2,267,369	2,267,369

BROOME COUNTY GOVERNMENT
 REVENUE AND APPROPRIATION SUMMARY
 BY DEPARTMENT

FUND 3150 Library Operating
 DEPT 40000000 County Library

Account	2009 Actuals	2010 Budget	2010 YTD Actuals As of 08/31/10	2011 Budget Requested	2011 Budget Recommended
0000010 Personal Service					
6001000 SALARIES FULL-TIME	997,004	904,849	447,504	765,944	765,944
6001001 SALARIES PART-TIME	93,544	100,081	52,778	115,826	115,826
6001002 SALARIES TEMPORARY	0	0	11,678	0	0
6001003 SALARIES OVERTIME	235	130	74	130	130
6001004 SALARIES SHIFT DIFFERENTIAL	594	627	0	0	0
6001968 RETIREMENT INCENTIVE	96,000	0	0	0	0
0000010 Personal Service Totals	1,187,377	1,005,687	512,034	881,900	881,900
0000040 Contractual Expenditures					
6004001 MAT & SUPPLIES-SIGNS & POSTS	0	0	135	0	0
6004010 BOOKS AND SUBSCRIPTIONS	317	1,500	613	1,500	1,500
6004012 OFFICE SUPPLIES	11,645	34,000	10,776	34,000	34,000
6004021 BLDG MAINTENANCE SUPPLIES	4,451	1,500	768	1,500	1,500
6004022 FUEL AND HEATING SUPPLIES	20,778	40,250	10,837	40,250	40,250
6004023 BLDG AND GROUNDS SUPPLIES	3,734	7,000	1,469	7,000	7,000
6004030 FOOD AND BEVERAGES	22	100	0	100	100
6004055 COMPUTER SOFTWARE AND SUPPLIES	60,260	70,062	53,439	70,062	70,062
6004070 BOOKS ADULT SERVICES	48,436	72,012	34,491	72,012	72,012
6004071 JUVENILE BOOKS	27,740	51,943	14,280	69,316	69,316
6004072 REFERENCE MATERIALS	14,167	0	0	0	0
6004073 SUBSCRIPTIONS	12,695	17,535	9,043	19,502	19,502
6004074 AUDIOVISUAL MATERIALS	27,882	30,000	21,670	30,000	30,000
6004075 ELECTRONIC ACCESS MATERIALS	22,351	23,675	15,590	25,000	25,000
6004076 LOCAL HISTORY	1,562	2,400	0	2,400	2,400
6004100 POSTAGE AND FREIGHT	3,693	6,445	1,588	6,445	6,445
6004105 DUES AND MEMBERSHIPS	1,297	1,360	2,007	1,360	1,360
6004106 GENERAL OFFICE EXPENSES	11,773	14,730	11,082	14,730	14,730
6004112 BLDG GROUNDS AND EQUIP REPAIR	964	2,000	429	2,000	2,000
6004113 WATER AND SEWAGE CHARGES	2,856	2,093	1,558	3,500	3,500
6004115 ELECTRIC CURRENT	84,703	107,448	46,375	107,448	107,448
6004117 BUILDING AND GROUNDS EXPENSES	15,145	17,415	27,259	35,219	35,219
6004136 OPERATIONAL EQUIPMENT REPAIRS	265	500	0	500	500
6004137 ADVERTISING AND PROMOTION EXPE	843	1,450	58	500	500
6004138 OTHER OPERATIONAL EXPENSES	827	2,000	494	1,000	1,000
6004160 MILEAGE AND PARKING-LOCAL	264	1,000	0	1,000	1,000
6004162 EDUCATION AND TRAINING	258	0	508	0	0
6004165 ADVISORY BD/TRUSTEES EXPENSES	450	450	295	450	450
6004196 COPYING MACHINE RENTALS	0	0	2,554	7,200	7,200
6004569 CLAIMS ADMINISTRATION	2	0	0	0	0
6004573 OTHER FEES FOR SERVICES	9,579	19,494	4,175	15,894	15,894
0000040 Contractual Expenditures Totals	388,959	528,362	271,493	569,888	569,888

REPORT:BP032

BROOME COUNTY GOVERNMENT
REVENUE AND APPROPRIATION SUMMARY
BY DEPARTMENT

FUND 3150 Library Operating
DEPT 40000000 County Library

Account	2009 Actuals	2010 Budget	2010 YTD Actuals As of 08/31/10	2011 Budget Requested	2011 Budget Recommended
0000041 Chargeback Expenses					
6004602 INSURANCE PREMIUM CHARGEBACK	6,842	6,157	3,079	4,984	4,984
6004604 DPW SECURITY CHARGEBACKS	81,444	103,854	51,927	106,166	106,166
6004606 TELEPHONE BILLING ACCOUNT	13,651	15,212	6,392	12,586	12,586
6004609 DATA PROCESSING CHARGEBACKS	83,959	88,865	39,496	84,516	84,516
6004614 OTHER CHARGEBACK EXPENSES	17	20	0	20	20
6004617 DUPLICATING/PRINTING CHARGEBAC	2,419	2,200	152	2,200	2,200
6004618 OFFICE SUPPLIES CHARGEBACK	4,073	4,250	1,699	4,400	4,400
6004619 BUILDING SERVICE CHARGEBACK	7,576	25,000	0	25,000	25,000
0000041 Chargeback Expenses Totals	199,981	245,558	102,745	239,872	239,872
0000060 Principal on Indebtedness					
6006000 PRINCIPAL ON SERIAL BONDS	2,839	2,958	2,958	7,311	7,311
6006001 PRINCIPAL ON BANS	31,608	34,649	34,649	0	0
6006008 PRINCIPAL ON CAPITAL LEASE	1,375	0	0	0	0
0000060 Principal on Indebtedness Totals	35,822	37,607	37,607	7,311	7,311
0000070 Interest on Indebtedness					
6007000 INTEREST ON SERIAL BONDS	1,113	1,006	531	4,893	4,893
6007001 INTEREST ON BANS	2,880	2,231	2,230	0	0
6007005 INTEREST ON CAPITAL LEASE	580	0	0	0	0
0000070 Interest on Indebtedness Totals	4,573	3,237	2,761	4,893	4,893
0000080 Employee Benefits					
6008001 STATE RETIREMENT	76,061	108,778	42,979	146,886	146,886
6008002 SOCIAL SECURITY	86,382	77,232	36,917	65,709	65,709
6008004 WORKERS COMPENSATION	13,227	13,108	6,554	12,267	12,267
6008006 LIFE INSURANCE	513	494	243	399	399
6008007 HEALTH INSURANCE	298,907	298,481	146,129	277,071	277,071
6008009 RETIREE HEALTH INSURANCE	153,352	207,708	35,899	251,173	251,173
6008011 UNEMPLOYMENT INSURANCE	943	0	0	0	0
6008012 EMPLOYEE TUITION REIMBURSEMENT	2,577	10,000	0	10,000	10,000
0000080 Employee Benefits Totals	631,962	715,801	268,721	763,505	763,505

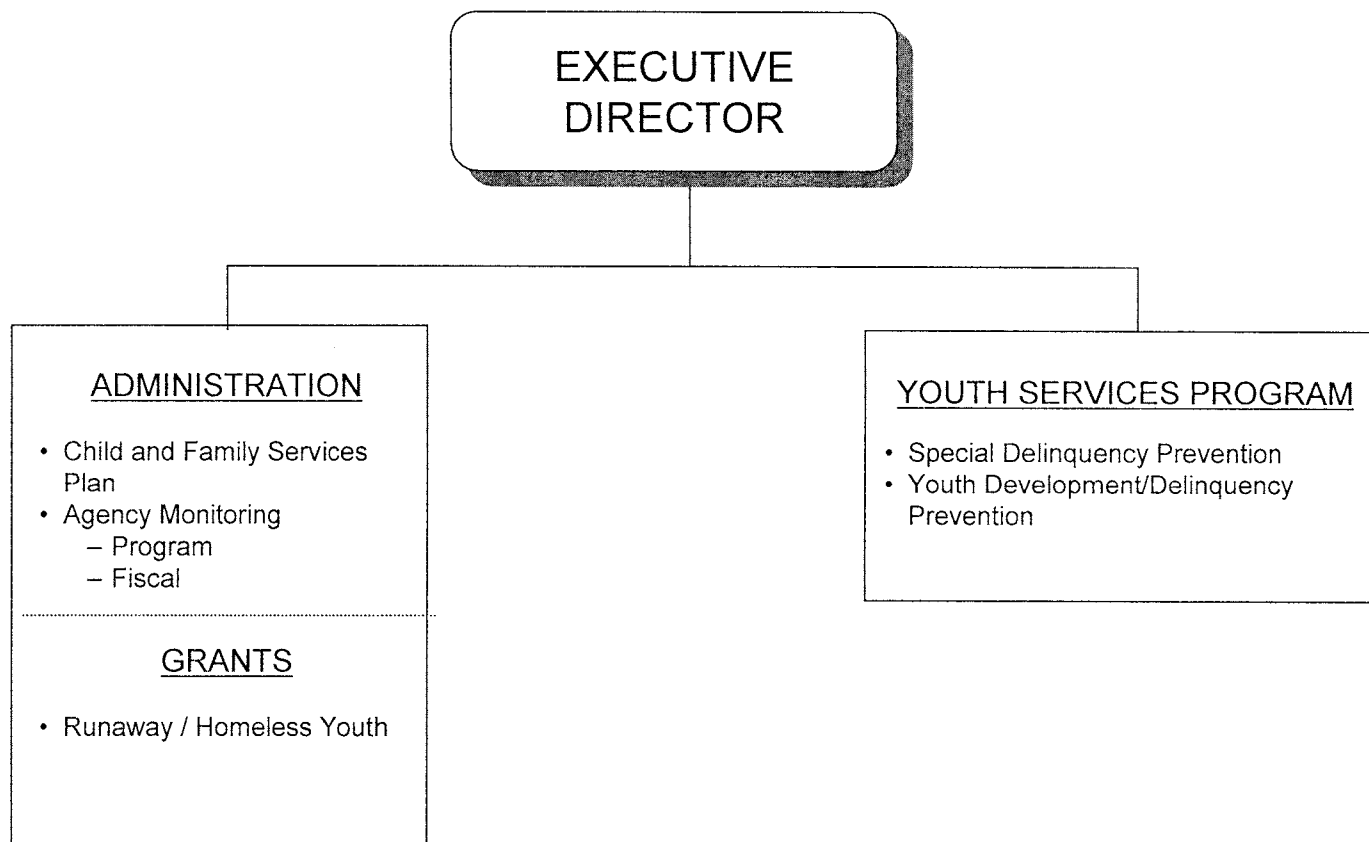
REPORT:BP032

BROOME COUNTY GOVERNMENT
REVENUE AND APPROPRIATION SUMMARY
BY DEPARTMENT

FUND 3150 Library Operating
DEPT 40000000 County Library

Account	2009 Actuals	2010 Budget	2010 YTD Actuals As of 08/31/10	2011 Budget Requested	2011 Budget Recommended
Exp Totals for Dept 40000000	2,448,674	2,536,252	1,195,361	2,467,369	2,467,369
Total for Dept 40000000	6,924	-149,658	411,746	-200,000	-200,000

YOUTH BUREAU



YOUTH BUREAU

MISSION STATEMENT

The Broome County Youth Bureau's mission is to promote and encourage the development of a comprehensive system of services to youth and their families through planning, funding, coordination, evaluation and advocacy.

DESCRIPTION

The Broome County Youth Bureau was established by a resolution adopted by the Broome County Legislature on July 6, 1971. The Youth Bureau is responsible for distributing Office of Children & Family Services funds to local agencies that provide services for youth in accordance with the Broome County Child & Family Services Plan. Local agencies apply to the County (Youth Bureau) for funds. Applications are evaluated by the Youth Bureau Advisory Board and approved by the County Legislature. The Youth Bureau then applies to the NYS Office of Children and Family Services or the Division of Criminal Justice for program funding and enters into contracts with the agencies. The Youth Bureau also leads the efforts in planning for services for youth throughout Broome County.

2011 OBJECTIVES

- Continue our partnership between Cornell University Cooperative Extension of Broome County to facilitate a spring and fall series of Advancing Youth Development training.
- Continue to strengthen and streamline our Request for Proposal process.
- Continue working with the Department of Social Services to strengthen the continuum of services and activities for

children, youth and families identified in our Child and Family Services Plan.

- Continue to lead the effort to define goals, gather data and develop a comprehensive continuum for runaway and homeless youth, including the implementation of a program for runaway/homeless youth under age 21.
- Continue to monitor and evaluate all residential services provided for runaway and homeless youth under age of 21.
- Educate the community regarding youth issues, needs and problems and advocate for the adoption of strong legislation to better serve our youth.
- Continue to act as lead entity in planning efforts for youth in Broome County including the assessment of local youth needs and the development of strategies to address those needs.

2011 BUDGET HIGHLIGHTS

- Continue to document statistics pertaining to Youth Services and programs. This data is essential in reviewing trends and recommending funds that address gaps in the community.
- Continue to maintain Youth Services Program costs to state aid support level.
- Continue to act as the lead entity in planning efforts for youth in Broome County.

44010008 Youth Bureau

<u>Title of Position</u>	<u>Grade/Unit</u>	<u>2009 Actuals</u>	<u>As of 9/1/2010 Current Authorized</u>	<u>2011 Requested</u>	<u>2011 Recommended</u>
FULL TIME					
Executive Director Youth Bureau	A Admin	1	1	1	1
Youth Services Specialist	18 CSEA	<u>1</u>	<u>0</u>	<u>0</u>	<u>0</u>
Total Full-Time Positions		2	1	1	1
PART TIME					
Total Part-Time Positions		0	0	0	0
TOTAL POSITIONS		2	1	1	1

REPORT:BP032

BROOME COUNTY GOVERNMENT
 REVENUE AND APPROPRIATION SUMMARY
 BY DEPARTMENT

FUND 1010 General Operating
 DEPT 44000000 Youth Bureau

Account	2009 Actuals	2010 Budget	2010 YTD Actuals As of 08/31/10	2011 Budget Requested	2011 Budget Recommended
0000002 Departmental Income					
5000433 LITIGATION RECOVERY	319	0	0	0	0
0000002 Departmental Income Total	319	0	0	0	0
0000008 State Aid					
5000821 PUBLIC HEALTH WORK	0	0	2,148	0	0
5000873 YOUTH BUREAU	25,969	41,134	0	41,134	41,134
5000875 YOUTH SERVICE PROGRAMS	200,667	199,466	0	199,466	199,466
0000008 State Aid Total	226,636	240,600	2,148	240,600	240,600
Rev Totals for Dept 44000000	226,955	240,600	2,148	240,600	240,600
0000010 Personal Service					
6001000 SALARIES FULL-TIME	104,410	53,191	34,508	52,675	52,675
6001001 SALARIES PART-TIME	8,924	0	0	0	0
0000010 Personal Service Totals	113,334	53,191	34,508	52,675	52,675
0000040 Contractual Expenditures					
6004010 BOOKS AND SUBSCRIPTIONS	33	0	0	50	50
6004012 OFFICE SUPPLIES	265	1,000	0	300	300
6004030 FOOD AND BEVERAGES	67	0	0	150	150
6004105 DUES AND MEMBERSHIPS	602	602	602	602	602
6004106 GENERAL OFFICE EXPENSES	0	0	30	0	0
6004141 YOUTH SERVICE PROGRAMS	191,297	259,571	0	199,466	199,466
6004160 MILEAGE AND PARKING-LOCAL	446	500	0	500	500
6004161 TRAVEL HOTEL AND MEALS	745	650	30	650	0
6004162 EDUCATION AND TRAINING	214	300	0	300	0
6004165 ADVISORY BD/TRUSTEES EXPENSES	192	150	56	150	150
6004169 DAY TRIP MEAL REIMBURSEMENT	0	50	0	50	50
6004196 COPYING MACHINE RENTALS	933	2,600	1,356	2,600	2,600
6005003 DISCOVERY CENTER	12,523	0	0	0	0
6005016 BROOME CO COOP EXT ASSN	454,139	0	0	0	0
0000040 Contractual Expenditures Totals	661,456	265,423	2,074	204,818	203,868

REPORT:BP032

BROOME COUNTY GOVERNMENT
REVENUE AND APPROPRIATION SUMMARY
BY DEPARTMENT

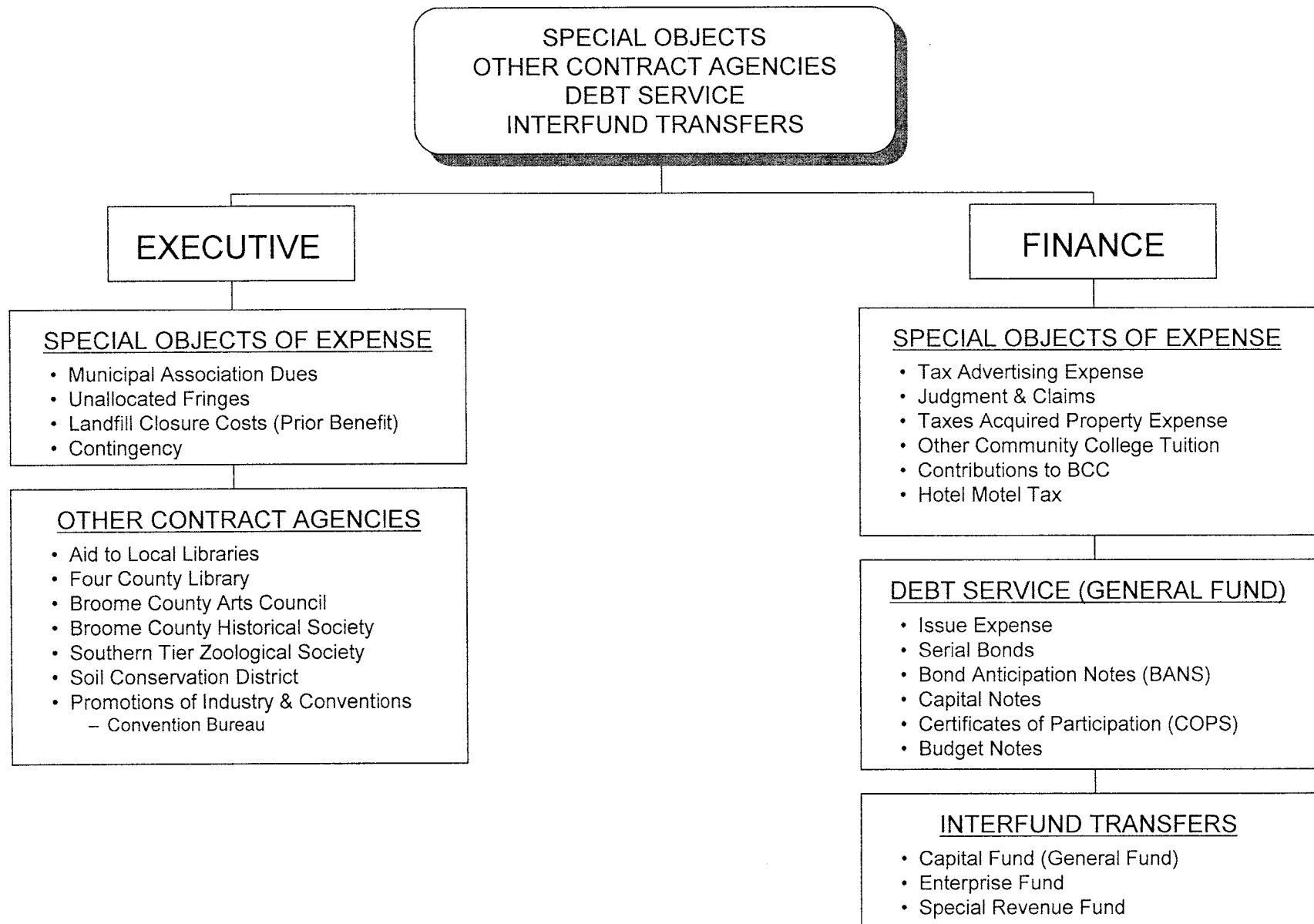
FUND 1010 General Operating
DEPT 44000000 Youth Bureau

Account	2009 Actuals	2010 Budget	2010 YTD Actuals As of 08/31/10	2011 Budget Requested	2011 Budget Recommended
0000041 Chargeback Expenses					
6004602 INSURANCE PREMIUM CHARGEBACK	7	3	3	2	2
0000041 Chargeback Expenses Totals	7	3	3	2	2
0000060 Principal on Indebtedness					
6006008 PRINCIPAL ON CAPITAL LEASE	1,076	0	0	0	0
0000060 Principal on Indebtedness Totals	1,076	0	0	0	0
0000070 Interest on Indebtedness					
6007005 INTEREST ON CAPITAL LEASE	340	0	0	0	0
0000070 Interest on Indebtedness Totals	340	0	0	0	0
0000080 Employee Benefits					
6008001 STATE RETIREMENT	8,095	5,904	2,975	9,481	9,481
6008002 SOCIAL SECURITY	8,206	4,069	2,640	4,030	4,030
6008004 WORKERS COMPENSATION	829	0	398	788	788
6008006 LIFE INSURANCE	50	19	13	19	19
6008007 HEALTH INSURANCE	16,778	0	0	6,114	6,114
6008009 RETIREE HEALTH INSURANCE	5,929	5,929	1,038	6,473	6,473
6008010 DISABILITY INSURANCE	215	0	0	0	0
0000080 Employee Benefits Totals	40,102	15,921	7,064	26,905	26,905
Exp Totals for Dept 44000000	816,315	334,538	43,649	284,400	283,450
Total for Dept 44000000	-589,360	-93,938	-41,501	-43,800	-42,850

UNALLOCATED ITEMS

<u>DEPARTMENT/DIVISION</u>	<u>PAGE</u>
Special Objects of Expense	422
Other--Contractual Agencies	425
Debt Service	429
Interfund Transfers	432

UNALLOCATED ITEMS



UNALLOCATED ITEMS

Introduction

Unallocated Items present the miscellaneous expenditure and revenue items, which are not appropriately presented elsewhere in a specific department. This section of the budget contains four components designated as departments for accounting convenience, but without such recognition in the Charter. The four components are: **Special Objects of Expense; Other Contractual Agencies; Debt Service; and Interfund Transfers.**

SPECIAL OBJECTS OF EXPENSE

Introduction

This unit contains the most varied of the expenditure and revenue items arranged by function or program.

Appropriations

General Government

The administration of property taxes requires several expenditure accounts. **Tax Advertising and Expenses** are the advertising and other legal expenses incurred in enforcing property tax collection. **Tax Acquired Property Expenses** are expenses incurred in the maintenance of property acquired by the County for non-payment of taxes.

Judgments and Claims are payments for judgments against the County.

Municipal Association Dues are for the County's membership in the New York State Association of Counties and the National Association of Counties. Additional membership specific to a particular department is shown in each department. Cost of membership is generally based upon population.

The **Contingent Account** is established according to Article VI, Section 604, B, (2) and operated according to Section 609 of the Administrative Code. It is the County Executive's estimate of unexpected expenditures, which may arise during the year.

Education

Other Community College Tuition is Broome County's **mandated** share of the costs of Broome's citizens attending another New York community college. This amount serves as the sponsor share required to match state aid and tuition to finance local community colleges.

Contributions to Broome Community College (BCC) is the County's share of operating costs for the budget year. Although presented as a contractual expenditure, this is essentially an interfund transfer of resources required to balance the Community College fund. Because the Community College's fiscal year is the same as its academic year, the County Legislature adopts BCC's budget during the summer and commits the County to appropriate the local sponsor's share in the upcoming budget year. The Community College's capital and debt service requirements are also presented in this section of the budget (see **Debt Service** and **Interfund Transfers** below).

Public Safety

Justices and Constables record the **mandated** quarterly payment of court costs incurred by town courts operating outside of normal County Court hours. This account is administered by the Law Department. The payments are made to the state as reimbursement.

Undistributed

Certain employee fringe benefit calculations are aggregated upon a Countywide or fund level in **Unallocated Employee Benefits** instead of a departmental basis. **Unemployment** and **State Retirement** are unallocated costs as are the costs for **Health Insurance** and Medicare for retired employees whose department may no longer exist (i.e., Courts or Chenango Bridge Nursing Home).

Other Chargeback Expense is payment to the Solid Waste Management fund for costs associated with Solid Waste Expense before implementation of the tipping fee. The costs cannot be assigned to the tipping fee because the benefit received preceded current use (Colesville Landfill closure, etc.).

The amount in **Salary and Fringe Benefit accounts** represents the cost of implementing salary and fringe benefit adjustments not included in department budgets. These accounts are also used to balance requested and/or base budgets with recommended and adopted increases.

Revenue

There is a recovery of **Charges for Tax Advertising** from the sale of property acquired for tax purposes.

Other Contract Agencies

Introduction

Section 224 of County Law permits counties to support the services of specified types of non-profit organizations; corporations, associations, and agencies provided the services are rendered within the supporting County.

Economic Assistance & Opportunity

The **Convention Bureau** is a unit of the Broome County Chamber of Commerce. It is responsible for attracting meetings, conferences, trade shows and visitors to our community. The staff attends selected trade shows, participates in information centers, conducts sales blitzes, and produces a variety of promotional material on Broome County. The County's support for this bureau is offset by the collection of a hotel/motel tax.

Culture & Recreation

The **Aid to Local Libraries** compensates municipally funded libraries in Broome County for the added expense of non-resident use. This expense funds non-resident taxpayer supported expense of operating local libraries.

The **Four County Library System (FCLS)** utilizes Broome County funds to defray the cost of bookmobile service to thirteen communities, nursing homes and correctional facilities, most of which do not have ready access to public library service. FCLS pays the other costs of this program from its own funds. The funds also provide delivery service to each of the public libraries in Broome, enabling them to share their resources more efficiently, thereby providing better service.

The **Broome County Arts Council** is a private non-profit service organization, which raises money from local contributors and awards 90% of those funds as grants to local non-profit arts and cultural institutions, organizations and individual artists in Broome County. Other service include public advocacy for the arts, grants seminars, board trainings, arts promotion for economic development, educations and community building; public clearinghouse for events, grant and artist opportunities and referrals.

The Southern Tier Zoological Society, Inc. (Ross Park Zoo)

Provides a wide variety of animals, horticulture exhibits, an outreach program via a Zoo-mobile, guided and non-guided tours, picnic facilities, a free carousel and leases space to the Discovery Center. Annually, it reaches school children via on-site programs, participates in endangered species programs, and a variety of special events. Opened in 1875, it is the only facility of it's kind within seventy miles and the nation's fifth oldest.

Home & Community

The **Broome County Soil and Water Conservation District** provides two services. The District's main goal is to provide technical information relative to the land occupiers of the County, including farmers, residents, public landholder, etc. Technical information is available on a one-on-one basis, including information on soils, drainage, water storage, critical area seeding, tree planting for forestry purposes, fish stocking and land management techniques to reduce erosion. Special efforts encourage the use of no-till and minimum tillage techniques. The District specializes in application of critical and recreational area hydro seeding, especially on public properties. Other ongoing programs include a yearly tree seedling sale, reforestation tree planting, and fish stocking (both for private and public waters). When stream protection is completed for County or towns, all costs are charged to the municipality involved.

The **Broome County Historical Society** provides research of local history and genealogy center at the Broome County Public Library and the Roberson Museum. Using publications, exhibition and educational programs to collect, preserve and interpret the history of Broome County.

The **Roberson Museum and Science Center** provides exhibitions and education to the community regarding our cultural heritage and various other programs.

BROOME COUNTY GOVERNMENT
 REVENUE AND APPROPRIATION SUMMARY
 BY DEPARTMENT

FUND 1010 General Operating
 DEPT 90000000 Special Objects

Account	2009 Actuals	2010 Budget	2010 YTD Actuals As of 08/31/10	2011 Budget Requested	2011 Budget Recommended
0000001 Tax Items					
5000011 HOTEL/MOTEL OCCUPANCY TAX	1,457,417	1,500,000	609,767	1,020,000	1,020,000
5000012 OCC TAX ECO DEV	0	0	0	680,000	680,000
0000001 Tax Items Total	1,457,417	1,500,000	609,767	1,700,000	1,700,000
0000002 Departmental Income					
5000103 CHGS FOR TAX ADV/REDEMPTION EX	14,070	17,000	147	17,000	17,000
5000177 RENTALS & FEES	1,950	0	0	0	0
0000002 Departmental Income Total	16,020	17,000	147	17,000	17,000
Rev Totals for Dept 90000000	1,473,437	1,517,000	609,914	1,717,000	1,717,000
0000010 Personal Service					
6001010 SALARY ADJUSTMENTS	0	-825,664	0	0	0
6001011 DISCRETIONARY SALARY SAVINGS	0	-2,773,560	0	-2,560,000	-2,560,000
0000010 Personal Service Totals	0	-3,599,224	0	-2,560,000	-2,560,000
0000040 Contractual Expenditures					
6004137 ADVERTISING AND PROMOTION EXPE	15,354	27,000	3,000	10,000	10,000
6004138 OTHER OPERATIONAL EXPENSES	675	0	0	0	0
6004182 OTHER COMM COLLEGES TUITION	799,291	800,000	393,678	950,000	950,000
6004183 CONTRIBUTION TO BROOME COMM CO	6,530,710	6,791,937	6,791,937	6,791,937	6,791,937
6004305 MMIS MEDICAL ASSISTANCE	0	-6,250,985	0	-2,580,000	-2,580,000
6004500 ACCTG AND COST ALLOCATION SERV	6,000	6,500	6,000	6,500	6,500
6004535 JUSTICES AND CONSTABLE FEES	8,780	10,000	2,080	10,000	10,000
6004581 CONTINGENT FUND	0	100,000	0	100,000	100,000
6004582 JUDGEMENTS AND CLAIMS	0	2,000	0	2,000	2,000
6004584 TAX ACQUIRED PROPERTY EXPENSES	0	593	0	593	593
6004585 TAX ADVERTISING AND EXPENSE	0	0	0	17,000	17,000
6004586 MUNICIPAL ASSN DUES	27,000	27,000	27,000	27,000	27,000
6005000 BROOME COUNTY ARTS COUNCIL	180,351	157,807	118,355	142,046	90,000
6005015 BROOME COUNTY HISTORICAL SOCIE	45,000	39,375	39,375	35,437	20,000
6005017 SOIL CONSERVATION SERVICE	78,200	75,000	51,319	61,583	50,000
6005022 CONVENTION BUREAU	425,000	371,875	278,906	334,688	334,688
6005023 FOUR COUNTY LIBRARY SYSTEM	50,000	43,750	43,750	43,750	20,000

REPORT:BP032

BROOME COUNTY GOVERNMENT
REVENUE AND APPROPRIATION SUMMARY
BY DEPARTMENT

FUND 1010 General Operating
DEPT 90000000 Special Objects

Account	2009 Actuals	2010 Budget	2010 YTD Actuals As of 08/31/10	2011 Budget Requested	2011 Budget Recommended
6005024 AID TO LOCAL LIBRARIES	559,860	489,877	273,828	440,889	0
6005025 SO TIER ZOOLOGICAL SOC	375,000	328,125	246,094	375,000	295,313
6005026 MARKETING/ECONOMIC DEVELOPMENT	234,569	225,950	131,361	306,000	306,000
6005035 BROWNFIELD REMEDIATION MUNICIP	118,601	278,981	10,596	374,000	374,000
6005038 ROBERSON MUSEUM & SCIENCE CEN	0	26,250	26,250	27,000	0
0000040 Contractual Expenditures Totals	9,454,391	3,551,035	8,443,529	7,475,423	6,825,031
0000041 Chargeback Expenses					
6004614 OTHER CHARGEBACK EXPENSES	19,788	0	0	0	0
6004615 GASOLINE CHARGEBACK	0	-134,000	0	0	0
6004616 FLEET SERVICE CHARGEBACK	0	-134,721	0	-66,722	-66,722
0000041 Chargeback Expenses Totals	19,788	-268,721	0	-66,722	-66,722
0000080 Employee Benefits					
6008001 STATE RETIREMENT	0	-91,648	0	-1,368,889	-1,368,889
6008002 SOCIAL SECURITY	0	-63,164	0	0	0
6008007 HEALTH INSURANCE	0	-724,260	0	-1,853,922	-1,853,922
6008009 RETIREE HEALTH INSURANCE	141,209	0	0	0	0
6008011 UNEMPLOYMENT INSURANCE	0	0	0	50,000	50,000
0000080 Employee Benefits Totals	141,209	-879,072	0	-3,172,811	-3,172,811
Exp Totals for Dept 90000000	9,615,388	-1,195,982	8,443,529	1,675,890	1,025,498
Total for Dept 90000000	-8,141,951	2,712,982	-7,833,615	41,110	691,502

Debt Service (General Fund only)

Introduction

This unit presents the repayment of principal and interest costs incurred by the General Fund. It also includes debt service for the community college. Debt service related to projects undertaken for the New York State Courts System is a County responsibility and included here.

Bond and Note Issue Expenses for issuing debt for the entire County are presented here. These costs are for legal advice (commonly referred to as bond counsel), financial advice and the advertising and printing costs of the debt instruments.

A detailed description of **Principal and Interest** as well as the various debt instruments (**Serial Bond, Bond Anticipation Note**, etc.) is supplied in the **Supplementary** section of the budget. It should be noted that these costs are backed by the full faith and credit of the County. **Other Financial Fees** are MBBA costs associated with the 2010 borrowing and **ARRA Debt Reimbursement** is federal aid that is associated with the same issuance.

Additionally, transactions involving the financing of the Public Safety Facility Project through **Certificates of Participation** (COP's) is provided for in this budget.

REPORT:BP032

BROOME COUNTY GOVERNMENT
REVENUE AND APPROPRIATION SUMMARY
BY DEPARTMENT

FUND 1010 General Operating
DEPT 91000000 Debt Service (General Fund)

Account	2009 Actuals	2010 Budget	2010 YTD Actuals As of 08/31/10	2011 Budget Requested	2011 Budget Recommended
0000007 Misc Interfund Revenues					
5000566 TRANSFER OF COPS RESERVE	207,904	207,005	0	207,005	207,005
5000570 EARNINGS ON TEMPORARY INVESTME	65,161	0	0	0	0
0000007 Misc Interfund Revenues Total	273,065	207,005	0	207,005	207,005
0000009 Federal Aid					
5000952 ARRA DEBT REIMBURSEMENT	0	0	0	145,939	145,939
0000009 Federal Aid Total	0	0	0	145,939	145,939
Rev Totals for Dept 91000000	273,065	207,005	0	352,944	352,944
0000040 Contractual Expenditures					
6004502 BOND AND NOTE ISSUE EXPENSE	56,869	140,000	117,225	90,000	90,000
6004504 OTHER FINANCIAL SERVICES	0	0	0	18,021	18,021
0000040 Contractual Expenditures Totals	56,869	140,000	117,225	108,021	108,021
0000060 Principal on Indebtedness					
6006000 PRINCIPAL ON SERIAL BONDS	909,197	1,213,439	1,213,439	2,143,622	2,143,622
6006001 PRINCIPAL ON BANS	1,408,115	2,093,467	2,093,467	0	0
0000060 Principal on Indebtedness Totals	2,317,312	3,306,906	3,306,906	2,143,622	2,143,622
0000070 Interest on Indebtedness					
6007000 INTEREST ON SERIAL BONDS	454,206	547,268	471,094	1,330,431	1,330,431
6007001 INTEREST ON BANS	214,532	235,885	354,493	0	0
6007006 INTEREST ON COPS	847,613	847,613	0	847,613	847,613
6007008 INTEREST ON TANS	0	100,000	24,000	200,000	200,000
0000070 Interest on Indebtedness Totals	1,516,351	1,730,766	849,587	2,378,044	2,378,044
Exp Totals for Dept 91000000	3,890,532	5,177,672	4,273,718	4,629,687	4,629,687

REPORT:BP032

BROOME COUNTY GOVERNMENT
REVENUE AND APPROPRIATION SUMMARY
BY DEPARTMENT

FUND 1010 General Operating
DEPT 91000000 Debt Service (General Fund)

Account	2009 Actuals	2010 Budget	2010 YTD Actuals As of 08/31/10	2011 Budget Requested	2011 Budget Recommended
Total for Dept 91000000	-3,617,467	-4,970,667	-4,273,718	-4,276,743	-4,276,743

Interfund Transfers (General Fund only)

Introduction

This unit presents the resources to be moved from the General Fund to support operations in other funds or to fund the General Fund's capital projects. The interfund transfer is the mechanism that allocates general revenues to the various capital, special and proprietary subfunds. Certain end of the accounting period adjustments may also occur in these accounts.

All government operating funds must balance – revenues must equal expenditures. If a transfer or contribution from the General Fund is required to balance an operating subfund, it is listed as required tax support in **Schedules 1 and 2 – the Summary by Funds**.

The reader should note that these transfers are not used when calculating the total size of the County's operating budget. The transfer is both an appropriation to the General Fund and a revenue required by another subfund needed to support its total spending needs. Because it has a “doubling” effect on both appropriations and revenue, common practice removes such internal transfers.

Unlike the operating subfunds, the transfer required by the community college is presented as a contractual appropriation (an obligation incurred when the community college's budget is adopted during the previous summer). It is presented under **Special Objects of Expense** as a contractual expense item. This “transfer” is counted as part of the County's operating budget because the college's total operating costs are not included in the operating budget due to the different fiscal periods.

Presented in this section of the budget, are Transfers to Capital for projects sponsored by the General Fund departments and by Broome Community College. These amounts will appear under subobject 9004 **Transfer to Capital**. The details of the transfers required for the Capital fund are listed by department in the **Capital Budget** and in the **Capital Program**. The required amounts are appropriated in the proper fund. (No down payment is required on Capital Projects per State Law.)

REPORT:BP032

BROOME COUNTY GOVERNMENT
REVENUE AND APPROPRIATION SUMMARY
BY DEPARTMENT

FUND 1010 General Operating
DEPT 92000000 Interfund Transfers

Account	2009 Actuals	2010 Budget	2010 YTD Actuals As of 08/31/10	2011 Budget Requested	2011 Budget Recommended
0000090 Transfers					
6009003 TRANSFER TO ENTERPRISE FUND	750,000	1,260,956	1,260,956	1,054,913	1,054,913
6009004 CONTB TO COMM COLLEGE	607,905	0	0	0	0
6009006 TRNSFERS TO SPECIAL REVENUE FU	8,188,189	11,743,232	11,743,232	11,691,851	11,691,851
0000090 Transfers Totals	9,546,094	13,004,188	13,004,188	12,746,764	12,746,764
Exp Totals for Dept 92000000	9,546,094	13,004,188	13,004,188	12,746,764	12,746,764
Total for Dept 92000000	-9,546,094	-13,004,188	-13,004,188	-12,746,764	-12,746,764

THIS PAGE IS
INTENTIONALLY LEFT BLANK

CAPITAL BUDGET

<u>DEPARTMENT/DIVISION</u>	<u>PAGE</u>
2011 Capital Program	437
Summary of Debt	444
History of Debt Service	445
Serial Bonds	446
Certificates of Participation	471
Statement of Authorized and Un-borrowed Debt	472
Authorized Capital Projects	477
Debt Statement Summary	484
Community College Debt Liability & Payment History	485

CAPITAL BUDGET

2011 Recommended Capital Program

Project Title and Description	Estimated Project Cost	Funding Sources				Bond Authority	Annual Added To Taxes	YPU	LFL Sect 11	Percent Increase Taxes
		Federal	State	County	Fees/Other					
AVIATION										
RUNWAY 16 THRESHOLD RELOCATION (Design) Relocation of the Threshold (landing area) for runway 16 will allow additional 200' of runway for take off and landing. In order to accommodate this relocation, navigational aids and facilities associated with the primary runway, Runway 16-34, will be replaced and repositioned. The project will also improve the approach to R/W 16 by eliminating the current offset localizer approach, and lowering the threshold crossing height. Additional considerations will include the installation of new runway visual range (RVR) systems to monitor visibility at various points along the runways. This project will include the design, phasing plans, and development of specifications for the construction of this project. BO # 1550	\$550,000	\$0	\$0	\$0	\$550,000	\$550,000	\$0	30	15	0.0000 %
RUNWAY 34 SAFETY AREA IMPROVEMENTS In order to address non standard runway safety area criteria, the current Engineered Material Arresting System will need to be replaced and relocated. In order to accommodate this relocation, modifications must be made to the topography of a portion of the airfield to include modifying the location of a County road and adding fill to extend the useable area of the safety area of our primary runway. This project will include the construction and engineering oversight of this work. Federal funds BO # 1585	\$11,000,000	\$10,450,000	\$275,000	\$0	\$275,000	\$11,000,000	\$0	15	15	0.0000 %
AVIATION 2011 Total	\$11,550,000	\$10,450,000	\$275,000	\$0	\$825,000	\$11,550,000	\$0			0.0000 %

“Property Tax” is calculated with the YPU and Bond amount. This does not include any portion of a project that is supported by fees.

2011 Recommended Capital Program

Project Title and Description	Estimated Project Cost	Funding Sources				Bond Authority	Annual Added To Taxes	YPU	LFL Sect 11	Percent Increase Taxes
		Federal	State	County	Fees/Other					
BCC										
HAZARDOUS MATERIALS BCC is comprised of buildings from the 1950s through the 1990s and most of its structures contain material now considered hazardous to individuals. This project is to assess, test, design and abate as necessary for renovations, modifications, maintenance, upgrades and repairs. Materials present include asbestos, lead and PCBs. BO # 1560	\$515,000	\$0	\$257,500	\$257,500	\$0	\$515,000	\$31,495	10	63	0.0490 %
WALES BUILDING UPGRADES The college's 2007 Master Plan recommends renovations to the Wales Building. The exterior needs attention from both visual and building efficiency perspectives. It is recommended that areas providing services to the public and staff spaces be renovated. Building systems to include plumbing, HVAC, electrical and others that need attention. Accessibility is not available to all spaces. Any work will require assessment of building materials and remediation of hazardous materials. BO # 1579	\$3,000,000	\$0	\$1,500,000	\$1,500,000	\$0	\$3,000,000	\$94,401	25	12 (a) (1)	0.1468 %
BCC 2011 Total	\$3,515,000	\$0	\$1,757,500	\$1,757,500	\$0	\$3,515,000	\$125,896			0.1957 %
DPW - ENGINEERING										
WATERSHED ANNUAL MAINTENANCE Annual Maintenance to address sediment and other safety issues. On a primary basis utilize in-house staff and equipment when possible. BO # 857	\$75,000	\$0	\$0	\$75,000	\$0	\$75,000	\$9,173	10	3	0.0143 %
DPW - ENGINEERING 2011 Total	\$75,000	\$0	\$0	\$75,000	\$0	\$75,000	\$9,173			0.0143 %

"Property Tax" is calculated with the YPU and Bond amount. This does not include any portion of a project that is supported by fees.

2011 Recommended Capital Program

Project Title and Description	Estimated Project Cost	Funding Sources				Bond Authority	Annual Added To Taxes	YPU	LFL Sect 11	Percent Increase Taxes
		Federal	State	County	Fees/Other					
<i>DPW - ENGINEERING B&G</i>										
REPAIR COURTHOUSE PORTICO STONE STEPS Make repairs needed to portico stone steps at the Broome County Courthouse. This is a safety issue. BO # 1690	\$100,000	\$0	\$25,000	\$75,000	\$0	\$100,000	\$9,173	10	35	0.0143 %
SPILL PREVENTION/PETROLEUM BULK STORAGE Engineering design phase to implement needed repairs and upgrades to bring fuel storage facilities into compliance with new regulations. Also includes construction inspection. County facilities covered are, Airport, Landfill, Public Safety Facility, County Office Building, Transit, Highway, and Parks (Cole, Dorchester, Greenwood). These updates are mandated by federal regulations. BO # 1612	\$250,000	\$0	\$0	\$250,000	\$0	\$250,000	\$30,578	10	35	0.0475 %
DPW - ENGINEERING B&G 2011 Total	\$350,000	\$0	\$25,000	\$325,000	\$0	\$350,000	\$39,751			0.0618 %
<i>DPW - HIGHWAYS</i>										
HIGHWAY RECONSTRUCTION REHABILITATION Reconstruct County highways as needed based on pavement condition, sufficiency and priority. BO # 1000	\$2,225,000	\$0	\$0	\$2,225,000	\$0	\$2,225,000	\$197,887	15	20c	0.3076 %
DPW - HIGHWAYS 2011 Total	\$2,225,000	\$0	\$0	\$2,225,000	\$0	\$2,225,000	\$197,887			0.3076 %

“Property Tax” is calculated with the YPU and Bond amount. This does not include any portion of a project that is supported by fees.

2011 Recommended Capital Program

Project Title and Description	Estimated Project Cost	Funding Sources				Bond Authority	Annual Added To Taxes	YPU	LFL Sect 11	Percent Increase Taxes
		Federal	State	County	Fees/Other					
DPW - HIGHWAYS/ENGINEERING/BRIDGES										
KILLAWOG RD & OREGON HILL RD BRIDGES Design of Killawog Rd. CR-28 and Oregon Hill Rd. bridges replacement/rehabilitation (BIN 3349440, 3349520). Based on bi-annual rating/inspection. County to advance entire project amount. 80% federal reimbursement and 15% state aid may be granted at a later date. BO # 1505	\$600,000	\$0	\$0	\$600,000	\$0	\$600,000	\$43,526	20	62 (a)	0.0677 %
UNANTICIPATED BRIDGE/CULVERT REPAIRS Replace/rehabilitate unanticipated (including structural safety flags) County owned bridges based on bi-annual inspections and replace deficient culverts greater than 5 foot diameter. This is a safety issue. BO # 895	\$300,000	\$0	\$0	\$300,000	\$0	\$300,000	\$21,763	20	10	0.0338 %
WEST HILL RD. BRIDGE REHABILITATION/SCOUR Design and construction for West Hill Road Bridge (BIN 3349930), Based on bi-annual inspections and scour status of bridge to address structural deficiencies. Bridge recently placed on NYSDOT/federal scour critical list mandating repairs. Otherwise County is at risk for losing federal funding. BO # 1684	\$300,000	\$0	\$0	\$300,000	\$0	\$300,000	\$21,763	20	10	0.0338 %
DPW - HIGHWAYS/ENGINEERING/BRIDGES 2011 Total	\$1,200,000	\$0	\$0	\$1,200,000	\$0	\$1,200,000	\$87,052			0.1353 %
DPW - HIGHWAYS/ROAD MACHINERY										
HIGHWAY EQUIPMENT REPLACEMENT Replace road maintenance and snow removal equipment as necessary. BO # 896	\$500,000	\$0	\$0	\$500,000	\$0	\$500,000	\$44,469	15	28	0.0691 %
DPW - HIGHWAYS/ROAD MACHINERY 2011 Total	\$500,000	\$0	\$0	\$500,000	\$0	\$500,000	\$44,469			0.0691 %

“Property Tax” is calculated with the YPU and Bond amount. This does not include any portion of a project that is supported by fees.

2011 Recommended Capital Program

Project Title and Description	Estimated Project Cost	Funding Sources				Bond Authority	Annual Added To Taxes	YPU	LFL Sect 11	Percent Increase Taxes
		Federal	State	County	Fees/Other					
INFORMATION TECHNOLOGY										
VIRTUAL DESKTOP/SERVER REP. & LIC. Replace outdated servers. Update the Microsoft Enterprise Agreement. Expand 100 units of virtual desktops to utilize existing PC as "dumb" units. The investment is in software licenses, a server and training for staff. BO # 1622	\$495,000	\$0	\$0	\$495,000	\$0	\$495,000	\$110,691	5	32	0.1721 %
INFORMATION TECHNOLOGY 2011 Total	\$495,000	\$0	\$0	\$495,000	\$0	\$495,000	\$110,691			0.1721 %
PARKS & RECREATION										
OTSININGO BATHROOM Otsiningo Park currently has a portable bathroom trailer that was purchased in 1986. Building has been repaired many times and is now to the point that it needs to be replaced or rehabed if possible, current facility is 25 years old. BO # 1694	\$100,000	\$0	\$0	\$100,000	\$0	\$100,000	\$8,894	15	35	0.0138 %
PARKS FACILITIES REPAIRS AND RENOVATIONS Funds unanticipated repairs/renovations/maintenance at all County parks. This project would include but not be limited to, upgrades to bathroom facilities, HVAC and plumbing upgrades, roof replacement, water system upgrades, sewer system replacements and athletic field renovations. BO # 1429	\$75,000	\$0	\$0	\$75,000	\$0	\$75,000	\$6,670	15	35	0.0104 %
PARKS & RECREATION 2011 Total	\$175,000	\$0	\$0	\$175,000	\$0	\$175,000	\$15,564			0.0242 %
PARKS & RECREATION/FORUM										
FORUM REPAIRS AND RENOVATIONS Repairs and renovations including but not limited to all exterior masonry and marquee repairs, doors, windows and fire alarm system replacement. BO # 1672	\$1,000,000	\$500,000	\$0	\$225,000	\$275,000	\$1,000,000	\$20,011	15	35	0.0311 %
PARKS & RECREATION/FORUM 2011 Total	\$1,000,000	\$500,000	\$0	\$225,000	\$275,000	\$1,000,000	\$20,011			0.0311 %

"Property Tax" is calculated with the YPU and Bond amount. This does not include any portion of a project that is supported by fees.

2011 Recommended Capital Program

Project Title and Description	Estimated Project Cost	Funding Sources				Bond Authority	Annual Added To Taxes	YPU	LFL Sect 11	Percent Increase Taxes
		Federal	State	County	Fees/Other					
SOLID WASTE MANAGEMENT										
COLESVILLE LANDFILL REMEDIATION Continue operational and maintenance of groundwater treatment system, monitoring, and testing of groundwater contaminant levels at the hazardous waste landfill, in accordance with the 1991 U.S. Environmental Protection Agency's Record of Decision and the NYSDEC Consent Agreement as amended. BO # 1631	\$550,000	\$0	\$0	\$0	\$550,000	\$550,000	\$0	25	6	0.0000 %
CONSTRUCTION SECTION IV CELL II Construction of Section IV per Part 360 Regulations in anticipation of Section IV Cell I reaching capacity. Construct Sect. IV Cell II in anticipation of Cell 1 reaching Capacity BO # 1639	\$5,500,000	\$0	\$0	\$0	\$5,500,000	\$5,500,000	\$0	25	6	0.0000 %
SOLID WASTE MANAGEMENT 2011 Total	\$6,050,000	\$0	\$0	\$0	\$6,050,000	\$6,050,000	\$0			0.0000 %
WPNH										
BETTERMENTS AND IMPROVEMENTS For activity such as, but not necessarily limited to, structural improvements, replacement of resident beds & mattresses; replacement of resident over-bed tables; increase compliment of kiosks for recording activities of daily living, etc. BO # 1643	\$96,000	\$0	\$0	\$96,000	\$0	\$96,000	\$21,467	5	32	0.0334 %
WPNH 2011 Total	\$96,000	\$0	\$0	\$96,000	\$0	\$96,000	\$21,467			0.0334 %
2011 CAPITAL PROGRAM GRAND TOTAL	\$27,231,000	\$10,950,000	\$2,057,500	\$7,073,500	\$7,150,000	\$27,231,000	\$671,961			1.0446 %

"Property Tax" is calculated with the YPU and Bond amount. This does not include any portion of a project that is supported by fees.

SUMMARY OF DEBT

Schedule A

SUMMARY OF DEBT
as of December 31, 2010

	<u>Serial Bonds</u>	<u>Certificates of Participation</u>	<u>Total Debt</u>	<u>Percent of Total</u>
General Fund				
Community College	\$ 5,726,297	\$ -	\$ 5,726,297	5.30%
All Other General Fund	23,267,175	16,145,000	39,412,175	36.46%
Total General Fund	<u>28,993,472</u>	<u>16,145,000</u>	<u>45,138,472</u>	<u>41.76%</u>
Aviation	4,107,443		4,107,443	3.80%
Central Foods	588,289		588,289	0.54%
County Road	24,778,880		24,778,880	22.93%
En-Joie Golf Course	117,554		117,554	0.11%
Fleet Management	833,346		833,346	0.77%
Library	105,503		105,503	0.10%
Road Machinery	3,991,257		3,991,257	3.69%
Solid Waste	21,672,591		21,672,591	20.05%
Transit	2,674,422		2,674,422	2.47%
Veterans' Arena	1,414,485		1,414,485	1.31%
Willow Point Nursing Facility	2,663,858		2,663,858	2.46%
Total Fund	<u>62,947,628</u>	<u>-</u>	<u>62,947,628</u>	<u>58.24%</u>
Total	<u><u>\$ 91,941,100</u></u>	<u><u>\$ 16,145,000</u></u>	<u><u>\$ 108,086,100</u></u>	<u><u>100.00%</u></u>

Schedule B

HISTORY OF DEBT SERVICE

	<u>2007 Actual Payments</u>	<u>2008 Actual Payments</u>	<u>2009 Actual Payments</u>	<u>2010 Budget Adopted</u>	<u>2011 Budget Recommended</u>
General Fund					
Community College	\$ 574,114	\$ 569,064	\$ 647,243	\$ 623,130	695,774
All Other General Fund	2,787,663	2,905,981	3,830,854	4,414,542	3,625,892
Total General Fund	<u>3,361,777</u>	<u>3,475,045</u>	<u>4,478,097</u>	<u>5,037,672</u>	<u>4,321,666</u>
Arena	59,189	78,408	291,013	428,230	154,644
* Aviation	106,573	125,508	193,531	298,031	454,641
* Central Food and Nutrition Services	130,266	132,663	113,862	109,938	65,999
County Road	1,870,452	2,568,109	3,110,477	2,790,409	2,947,718
En-Joie Golf Course	-	-	13,439	12,354	11,950
* Fleet Management	206,105	228,266	221,401	153,711	119,402
Library	43,571	40,819	38,440	40,844	12,204
Road Machinery	248,628	314,064	394,111	383,064	489,578
* Solid Waste	3,254,780	3,008,797	3,104,839	3,327,963	3,125,668
* Transit	310,921	104,975	585,495	784,339	277,409
* Willow Point Nursing Facility	429,725	286,688	402,018	457,731	337,404
Total	<u><u>\$ 10,021,987</u></u>	<u><u>\$ 10,363,342</u></u>	<u><u>\$ 12,946,723</u></u>	<u><u>\$ 13,824,286</u></u>	<u><u>12,318,283</u></u>

* In the Proprietary funds principal charges, included here for comparison, reduce liabilities and are not an expense.

Serial Bonds

Serial Bonds

1997 Issue (Matures 2016)

	2011	Principal Payment	Interest Payments		2011
	<u>Beginning Balance</u>		First	Second	<u>Ending Balance</u>
Veterans' Arena					
Arena Skyboxes	\$ 8,000	\$ 8,000	\$ 216	\$ -	\$ -
Total Veterans' Arena	8,000	8,000	216	-	-
Solid Waste					
Leachate Treatment Facilities	1,341,100	232,500	36,210	29,932	1,108,600
House Hazardous Waste/Maint	180,000	30,000	4,860	4,050	150,000
Landfill Gas Recovery Facility	168,000	28,000	4,536	3,780	140,000
Leachate Storage Tank Design	190,000	30,000	5,130	4,320	160,000
Landfill Buffer Purchase	174,000	29,000	4,698	3,915	145,000
Total Solid Waste	2,053,100	349,500	55,434	45,997	1,703,600
Total 1997 Issue	\$ 2,061,100	\$ 357,500	\$ 55,650	\$ 45,997	\$ 1,703,600

Serial Bonds

2002 Issue (Matures 2019)

	2011 Beginning Balance	Principal Payment	Interest Payments First	Interest Payments Second	2011 Ending Balance
General Fund					
Community College					
Student Activities/Athletic Facility	\$ 2,242,470	\$ 209,928	\$ 50,569	\$ 46,370	\$ 2,032,542
All Other General Fund					
Public Safety Facility	263,879	24,703	5,951	5,456	239,176
GHJB Reno/Construct Annex	4,162,307	389,656	93,862	86,068	3,772,651
Reconstruct Gov't Plaza Deck	562,707	52,678	12,690	11,635	510,029
Network Upgrade & Equipment Replace	65,676	6,148	1,482	1,358	59,528
DMV Building Acquisition	101,542	9,506	2,290	2,100	92,036
COB Elevator Upgrade	110,245	10,321	2,487	2,280	99,924
COB Fire Alarm System Replacement	165,368	15,481	3,730	3,419	149,887
Forum Roof system Replacement	557,354	52,177	12,569	11,525	505,177
Total Other General Fund	<u>5,989,078</u>	<u>560,670</u>	<u>135,061</u>	<u>123,841</u>	<u>5,428,408</u>
Total General Fund	<u>8,231,548</u>	<u>770,598</u>	<u>185,630</u>	<u>170,211</u>	<u>7,460,950</u>
County Road					
Highway Reconstruction/Rehabilitation	1,081	101	25	22	980
Highway Reconstruction/Rehabilitation	82,915	7,762	1,870	1,715	75,153
Bridge Cleaning & Painting	55,654	5,210	1,256	1,151	50,444
Bridge Reconstruction/Rehabilitation	199,116	18,640	4,491	4,117	180,476
Highway Reconstruction	164,730	15,421	3,715	3,406	149,309
Highway Reconstruction/Rehabilitation	923,628	86,465	20,829	19,099	837,163
Highway Reconstruction/Rehabilitation	979,961	91,739	22,099	20,264	888,222
Federal Bridge Aid Program	881,967	82,565	19,889	18,237	799,402
Highway Reconstruction/Rehabilitation	1,102,456	103,206	24,861	22,797	999,250
Total County Roads	<u>4,391,508</u>	<u>411,109</u>	<u>99,035</u>	<u>90,808</u>	<u>3,980,399</u>
Road Machinery					
Highway Maintenance Facility	219,984	20,594	4,961	4,549	199,390
Highway Equipment Replacement	91,214	8,539	2,057	1,886	82,675
Highway Equipment Replacement	295,254	27,640	6,659	6,105	267,614
Total Road Machinery	<u>606,452</u>	<u>56,773</u>	<u>13,677</u>	<u>12,540</u>	<u>549,679</u>
Veterans' Arena					
Arena Improvements	97,997	9,174	2,210	2,026	88,823
Total Veterans' Arena	<u>97,997</u>	<u>9,174</u>	<u>2,210</u>	<u>2,026</u>	<u>88,823</u>

Serial Bonds

2002 Issue (Matures 2019) Continued

	2011 Beginning Balance	Principal Payment	Interest Payments		2011 Ending Balance
			First	Second	
Transit					
Transit Coach Replacement	11,537	1,080	261	239	10,457
Total Transit	11,537	1,080	261	239	10,457
Willow Point					
Elevator Renovation	39,199	3,670	884	811	35,529
Parking Lot Construction	253,701	23,750	5,722	5,246	229,951
Roof Repairs And Renovation	7,468	699	169	154	6,769
Resident Lift Program Equipment	48,996	4,587	1,105	1,013	44,409
WPNH Building Feasibility Study	64,512	6,039	1,455	1,334	58,473
Total Willow Point	413,876	38,745	9,335	8,558	375,131
Solid Waste					
Leachate Treatment Facility	28,249	2,644	638	584	25,605
Landfill Gas Recovery System	96,602	9,043	2,179	1,998	87,559
Leachate Storage Tank Design	13,800	1,292	312	285	12,508
Landfill Water Supply	3,576,420	334,806	80,650	73,953	3,241,614
Landfill Public Sewer System	290,926	27,235	6,561	6,016	263,691
Salt/Sand Storage Facility	80,217	7,509	1,809	1,659	72,708
Landfill Equipment	603,167	56,465	13,602	12,472	546,702
Landfill New Construction	1,163,705	108,940	26,242	24,063	1,054,765
Total Solid Waste	5,853,086	547,934	131,993	121,030	5,305,152
Aviation					
Airport Utility Enhancement	48,996	4,587	1,105	1,013	44,409
Total Aviation	48,996	4,587	1,105	1,013	44,409
Total 2002 Issue	\$ 19,655,000	\$ 1,840,000	\$ 443,245	\$ 406,427	\$ 17,815,000

Serial Bonds

2004 Issue (Matures 2016)

	2011 Beginning Balance	Principal Payment	Interest Payments First	Interest Payments Second	2011 Ending Balance
Solid Waste					
Nanticoke Landfill	\$ 360,694	\$ 74,074	\$ 6,828	5,696	\$ 286,620
Install Leachate Storage	169,534	55,026	3,210	2,276	114,508
Nanticoke Improvements	404,185	55,027	7,652	6,938	349,158
Compost Station	51,838	7,534	982	880	44,304
Total Solid Waste	<u>986,251</u>	<u>191,661</u>	<u>18,672</u>	<u>15,790</u>	<u>794,590</u>
Aviation					
Runway Extension 16-34	48,749	8,339	923	803	40,410
Total Aviation	<u>48,749</u>	<u>8,339</u>	<u>923</u>	<u>803</u>	<u>40,410</u>
Total 2004 Issue	<u>\$ 1,035,000</u>	<u>\$ 200,000</u>	<u>\$ 19,595</u>	<u>\$ 16,593</u>	<u>\$ 835,000</u>

Serial Bonds

2005 Issue (Matures 2017)

	2011	Principal	Interest Payments		2011
	Beginning Balance	Payment	First	Second	Ending Balance
General Fund					
Community College					
Student Activities/Athletic Facility	\$ 227,229	\$ 28,517	\$ 4,393	\$ 3,858	\$ 198,712
Roof Replacement Phase I	214,131	26,874	4,140	3,635	187,258
Original Boiler Replacement Phase I	136,391	17,117	2,637	2,316	119,274
Total Community College	<u>577,751</u>	<u>72,508</u>	<u>11,170</u>	<u>9,809</u>	<u>505,243</u>
All Other General Fund					
COB Elevator Controls Upgrade	86,292	10,830	1,669	1,465	75,462
COB Fire Alarm System Replacement	136,417	17,120	2,637	2,316	119,297
Communications Van Replacement	29,301	3,677	567	497	25,624
Parks Equipment Replacement	96,949	12,167	1,875	1,646	84,782
Federal EPA Oil Spill Plan Compliance	91,846	11,527	1,776	1,559	80,319
County Buildings Renovations	147,609	18,525	2,854	2,506	129,084
Microwave System Replacement	367,382	46,108	7,102	6,237	321,274
Computer Equipment Replacement Phase IV	249,295	31,287	4,819	4,232	218,008
Watershed Reconstruction Repair	49,202	6,175	952	835	43,027
County Buildings Renovations	164,011	20,583	3,171	2,784	143,427
COB - Parking Area Repairs - Design Phase	114,807	14,408	2,220	1,949	100,399
Systematic Roof Replacement At County Facilities	393,621	49,400	7,609	6,683	344,221
Vehicle Locator System	229,614	28,817	4,439	3,898	200,797
Computer Equipment Replacement & Update Technology	501,870	62,985	9,702	8,520	438,885
Grippen Ice Rink Rehabilitation	65,604	8,233	1,269	1,114	57,371
Parks Equipment Replacement	121,368	15,232	2,347	2,060	106,136
Parks Playground Equipment and Shelters	98,407	12,350	1,903	1,671	86,057
Parks Surface Rehabilitation	111,525	13,996	2,156	1,893	97,529
Emergency Surveillance Equipment Improvements	33,608	4,218	650	571	29,390
Electronic Document Mgt. System - DSS	157,252	19,735	3,040	2,670	137,517
County Buildings Renovations Equipment	39,362	4,940	761	668	34,422
Western Broome Senior Citizen Center	77,413	9,715	1,497	1,314	67,698
Total Other General Fund	<u>3,362,754</u>	<u>422,028</u>	<u>65,014</u>	<u>57,090</u>	<u>2,940,726</u>
Total General Fund	<u>3,940,505</u>	<u>494,536</u>	<u>76,184</u>	<u>66,899</u>	<u>3,445,969</u>

Serial Bonds

2005 Issue (Matures 2017) Continued

	2011 Beginning Balance	Principal Payment	Interest Payments		2011 Ending Balance
			First	Second	
County Road					
Old Vestal Road Improvement	14,155	1,776	274	240	12,378
Bridge Reconstruction/Rehabilitation	127,690	16,025	2,469	2,168	111,665
Highway Recon./Rehab. Caldwell Hill Rd.	203,657	25,559	3,937	3,458	178,098
Road Reconstruction/Rehabilitation	180,411	22,642	3,488	3,063	157,769
Highway Reconstruction	1,181,525	148,282	22,840	20,059	1,033,243
Hooper Rd. Bridge Reconstruction	590,435	74,100	11,414	10,024	516,335
Lester Ave. Bridge Reconstruction	719,858	90,342	13,916	12,221	629,516
Highway Reconstruction	656,040	82,333	12,682	11,138	573,706
Airport Rd. Bridge Reconstruction	328,020	41,167	6,341	5,569	286,854
Bevier St. Bridge Recon. - Design	328,020	41,167	6,341	5,569	286,854
Bridge Repair and Culvert Replacement/Recon.	164,010	20,583	3,171	2,784	143,426
Colesville Rd./South St. Bridge Replace./Rehab. - Design	65,604	8,233	1,269	1,114	57,370
Total County Roads	<u>4,559,424</u>	<u>572,209</u>	<u>88,142</u>	<u>77,406</u>	<u>3,987,215</u>
Road Machinery					
Highway Equipment Replacement	32,953	4,136	637	560	28,817
Highway Equipment Replacement	257,536	32,321	4,979	4,372	225,215
Highway Equipment Replacement	146,953	18,442	2,841	2,495	128,511
Highway Equipment Replacement	601,587	75,500	11,629	10,213	526,087
Total Road Machinery	<u>1,039,029</u>	<u>130,399</u>	<u>20,086</u>	<u>17,640</u>	<u>908,630</u>
Library					
DYNIX Upgrade	24,581	3,085	476	417	21,496
Total Library	<u>24,581</u>	<u>3,085</u>	<u>476</u>	<u>417</u>	<u>21,496</u>
Transit					
Electronic Fare Box Replacement	85,286	10,703	1,649	1,448	74,583
Total Transit	<u>85,286</u>	<u>10,703</u>	<u>1,649</u>	<u>1,448</u>	<u>74,583</u>

Serial Bonds

2005 Issue (Matures 2017) Continued

	2011 Beginning Balance	Principal Payment	Interest Payments		2011 Ending Balance
			First	Second	
Willow Point					
Parking Lot Construction	7,405	930	144	126	6,476
Fire Alarm System	314,898	39,520	6,088	5,346	275,379
Replacement of Chillers and Cooling Towers	103,327	12,967	1,998	1,754	90,360
Generator Replacement	78,724	9,880	1,522	1,337	68,844
Bathing/Toileting Suite Renovations	164,009	20,582	3,171	2,784	143,427
Nurses Stations Renovations	98,406	12,350	1,903	1,671	86,056
WPNH Med Room Renovation	98,406	12,350	1,903	1,671	86,056
Total Willow Point	865,177	108,579	16,729	14,689	756,598
Solid Waste					
Landfill Gas Recovery Facility	413,953	51,951	8,002	51,951	362,002
Landfill Public Water Supply	1,635,075	205,202	31,607	205,202	1,429,873
Landfill Public Sewer System	60,642	7,611	1,173	7,611	53,031
Landfill Construction	1,943,808	243,949	37,575	243,949	1,699,859
Partial Landfill Closure	1,299,601	163,100	25,122	163,100	1,136,501
Landfill Equipment Replacement	104,966	13,173	2,030	13,173	91,793
Gas Recovery	164,010	20,583	3,171	20,583	143,427
Landfill Property Acquisition	171,264	21,494	3,311	21,494	149,770
Total Solid Waste	5,793,319	727,063	111,991	727,064	5,066,256
Aviation					
Airport Utility Enhancement	185,976	23,340	3,595	3,157	162,636
Airport Utility Enhancement Project, Phase II	230,633	28,945	4,459	3,915	201,688
Runway 16/34 Rehabilitation - Design	2,767	347	54	47	2,420
Runway 16/34 Rehabilitation - Construction	83,646	10,497	1,617	1,420	73,149
Total Aviation	503,022	63,129	9,725	8,539	439,893
Fleet Management					
Fleet Replacement	131,208	16,467	2,537	2,228	114,741
Fleet Replacement	445,451	55,904	8,611	7,562	389,547
Total Fleet Management	576,659	72,371	11,148	9,790	504,288
Central Foods					
Renovations For Structural Improvements	102,998	12,926	1,991	1,749	90,072
Total Central Foods	102,998	12,926	1,991	1,749	90,072
Total 2005 Issue	\$ 17,490,000	\$ 2,195,000	\$ 338,121	\$ 925,640	\$ 15,295,000

Serial Bonds

2010 Tax Exempt Issue (Matures 2021)

	2011	Principal	Interest Payments		2011
	<u>Beginning Balance</u>	<u>Payment</u>	<u>First</u>	<u>Second</u>	<u>Ending Balance</u>
General Fund					
Community College					
Technology Initiative	\$ 25,613	\$ 2,248	\$ 572	\$ 538	\$ 23,365
Update Master Plan	4,224	371	94	89	3,853
Wales Building Renovation	80,979	7,107	1,808	1,701	73,872
Original Boiler Replacement Phase II	295,755	25,956	6,603	6,214	269,799
Feasibility Study	17,184	1,508	384	361	15,676
Energy Management Improvements	71,141	6,243	1,588	1,495	64,898
Roof Replacement - Phase II	353,417	31,017	7,891	7,426	322,400
West Gym Bleachers	89,356	7,842	1,995	1,877	81,514
Roadway & Lot Upgrades	43,819	3,846	978	921	39,973
Roof Replacement III	165,539	14,528	3,696	3,478	151,011
Science Building	171,015	15,009	3,818	3,593	156,006
Alms Building Demo & Site Restoration	153,510	13,472	3,427	3,225	140,038
Direct Digital Control	114,560	10,054	2,558	2,407	104,506
Natural Gas Piping Replacement	143,200	12,567	3,197	3,009	130,633
Total Community College	<u>1,729,312</u>	<u>151,768</u>	<u>38,609</u>	<u>36,334</u>	<u>1,577,544</u>

Serial Bonds

2010 Tax Exempt Issue (Matures 2021) Continued

	2011	Principal Payment	Interest Payments		2011
	<u>Beginning Balance</u>		First	Second	<u>Ending Balance</u>
All Other General Fund					
COB - Parking Area Repairs - Design Phase	74,762	6,561	1,669	1,571	68,201
Grippen Ice Rink Rehabilitation	169,775	14,900	3,791	3,567	154,875
Watershed Annual Maintenance	25,776	2,262	576	542	23,514
County Buildings Renovations	68,736	6,032	1,535	1,444	62,704
County Office Building Carpet	1,269	111	28	27	1,158
Public Safety Facility	34,303	3,011	766	721	31,292
Systematic Roof Replacement At County	126,016	11,059	2,814	2,648	114,957
Electronic Voting Machines	34,623	3,039	773	727	31,584
Fire Radio System Replacement Phase I	171,840	15,081	3,837	3,611	156,759
Regional Public Safety Training Facility	24,819	2,178	554	522	22,641
Parks Equipment Replacement	30,930	2,715	691	650	28,215
Parks Surface Rehabilitation	11,418	1,002	255	240	10,416
Forum Repairs/Renovations	10,310	905	230	217	9,405
Equipment Replacement (FEMA 06/06 Flood)	379,956	33,346	8,483	7,983	346,610
Parks Equipment Replacement (FEMA 06/06 Flood)	1,198	105	27	25	1,093
Watershed Annual Maintenance	32,745	2,874	731	688	29,871
County Buildings Renovations	43,660	3,832	975	917	39,828
County Office Building - Parking Area	2,621,698	230,086	58,535	55,084	2,391,612
Petroleum Storage Reg. Compliance	27,494	2,413	614	578	25,081
Public Safety Facility Repairs/Renovations	24,221	2,126	541	509	22,095
Computer Equipment Replacement & Update Technology	91,648	8,043	2,046	1,926	83,605
Voice Mail System Replacement - Unified	21,500	1,887	480	452	19,613
Parks Equipment Replacement	8,019	704	179	168	7,315
Black Creek Security Update At Jail	68,308	5,995	1,525	1,435	62,313
Watershed Regulatory Compliance Part 1	45,824	4,022	1,023	963	41,802
County Buildings Renovations	51,552	4,524	1,151	1,083	47,028
Petroleum Bulk Storage	17,184	1,508	384	361	15,676
Public Safety Facility Repairs/Renovations	25,776	2,262	576	542	23,514
Systematic Roof Replacement At County	49,642	4,357	1,108	1,043	45,285
Network Switches & PC Replacement	276,662	24,280	6,177	5,813	252,382
Parks Equipment Replacement	25,776	2,262	576	542	23,514
Portable Radio Replacement	13,715	1,204	306	288	12,511
Replace Financial, HR/Payroll Systems (Software)	638,281	56,017	14,251	13,411	582,264
Replace Financial, HR/Payroll Systems (Hardware)	91,648	8,043	2,046	1,926	83,605
Parks Upgrade	26,731	2,346	597	562	24,385
ERP System Phase II	1,881,643	165,137	42,012	39,535	1,716,506
Replace Oil-Water Separator at Fleet	36,086	3,167	806	758	32,919
External Building Repairs - Front Street Dog Shelter	25,776	2,262	576	542	23,514

Serial Bonds

2010 Tax Exempt Issue (Matures 2021) Continued

	2011 Beginning Balance	Principal Payment	Interest Payments		2011 Ending Balance
			First	Second	
Parks Facilities Repairs & Renovations	18,329	1,609	409	385	16,720
Sheriff's Vehicle Replacement	76,373	6,703	1,705	1,605	69,670
Security at GHJB	34,826	3,056	778	732	31,770
Employee Timekeeper System/Scheduler	94,512	8,295	2,110	1,986	86,217
System Upgrades and Network Management	206,207	18,097	4,604	4,333	188,110
Tape Library and Computer Equipment	43,533	3,821	972	915	39,712
Hazardous Materials Response Vehicle	85,920	7,540	1,918	1,805	78,380
Vehicle Replacement	114,560	10,054	2,558	2,407	104,506
Forum Repairs/Renovations	51,552	4,524	1,151	1,083	47,028
Forum Seating	143,199	12,567	3,197	3,009	130,632
Parks Surface Rehabilitation	42,960	3,770	959	903	39,190
Parks Facilities Repairs and Renovations	28,640	2,513	639	602	26,127
Parks Vehicle Replacement	28,640	2,513	639	602	26,127
Total Other General Fund	8,280,571	726,720	184,883	173,988	7,553,851
Total General Fund	10,009,883	878,488	223,492	210,322	9,131,395
County Road					
Highway Reconstruction	64,550	5,665	1,441	1,356	58,885
Colesville Rd./South St. Bridge Replace./Rehab.-Design	18,161	1,594	405	382	16,567
Highway Reconstruction	840,105	73,729	18,757	17,651	766,376
Bevier St. Bridge Reconstruction	665,744	58,427	14,864	13,988	607,317
South Street Bridge	118,569	10,406	2,647	2,491	108,163
Bridge Reconstruction	128,550	11,282	2,870	2,701	117,268
Road Reconstruction (FEMA - 06/06 Flood)	35,106	3,081	784	738	32,025
Bridge Reconstruction (FEMA - 11/06 Flood)	234,274	20,560	5,231	4,922	213,714
Highway Reconstruction/Repair	758,731	66,588	16,940	15,942	692,143
Repair Highway Culverts & Bridges	218,300	19,158	4,874	4,587	199,142
Highway Fire Alarm Suppression System	12,112	1,063	270	254	11,049
Highway Reconstruction/Rehabilitation	865,980	76,000	19,335	18,195	789,980
Colesville Rd. Bridge Replacement	536,869	47,117	11,987	11,280	489,752
Unanticipated Bridge Repairs	128,880	11,311	2,878	2,708	117,569
2nd Street, Deposit, Drainage	347,498	30,497	7,759	7,301	317,001
Highway Reconstruction/Rehabilitation	1,165,928	102,324	26,032	24,497	1,063,604
Nanticoke Drive Bridge Reconstruction	305,015	26,769	6,810	6,409	278,246
Highway Building Renovations	22,912	2,011	512	481	20,901
Vestal-Endicott Bridge Painting	1,505,102	132,091	33,605	31,624	1,373,011
Unanticipated Bridge/Culvert Repairs	171,839	15,081	3,837	3,611	156,758
Highway Reconstruction/Rehabilitation	1,274,476	111,851	28,456	26,778	1,162,625
Total County Roads	9,418,701	826,605	210,294	197,896	8,592,096

Serial Bonds

2010 Tax Exempt Issue (Matures 2021) Continued

	2011 Beginning Balance	Principal Payment	Interest Payments		2011 Ending Balance
			First	Second	
Road Machinery					
Highway Equipment Replacement	117,982	10,354	2,634	2,479	107,628
Highway Equipment Replacement	160,384	14,076	3,581	3,370	146,308
Highway Equipment Replacement	454,229	39,864	10,142	9,544	414,365
Highway Vehicles Replacement	87,638	7,691	1,957	1,841	79,947
Highway Equipment Replacement	575,662	50,521	12,853	12,095	525,141
Total Road Machinery	1,395,895	122,507	31,167	29,329	1,273,388
Library					
Computer Replacement - Public - Phase I	5,613	492	125	118	5,121
Computer Replacement - Staff - Phase I	2,005	176	45	42	1,829
Computer Replacement - Staff - Phase II	2,734	240	61	57	2,494
Parking Lot Surface Treatment	3,780	332	84	79	3,448
Replacement of Decker Room Carpet	5,843	513	130	123	5,330
Security Cameras	1,280	112	29	27	1,168
Library Improvements & Renovations	26,899	2,361	601	565	24,538
Total Library	48,154	4,226	1,075	1,011	43,928
Veterans' Arena					
Arena Primary Electric Repairs	25,776	2,262	576	542	23,514
Arena Repairs/Renovations	11,456	1,005	256	241	10,451
Arena Repairs/Renovations	27,494	2,413	614	578	25,081
Arena Window Replacement - Wall At North End	242,500	21,282	5,414	5,095	221,218
Arena Repairs/Renovations	34,368	3,016	767	722	31,352
Arena Roof Systems Repair/Resurfacing	68,736	6,033	1,535	1,444	62,703
Arena Spotlights	10,310	905	230	217	9,405
Arena (Safety) Improvements	229,119	20,108	5,116	4,814	209,011
Arena Bathroom Renovations for ADA	42,960	3,770	959	903	39,190
Arena Repairs/Renovations	85,920	7,541	1,918	1,805	78,379
Total Veterans' Arena	778,639	68,335	17,385	16,361	710,304
En-Joie Golf Course					
Golf Course Reconstruction	69,952	6,139	1,562	1,470	63,813
Total En-Joie Golf Course	69,952	6,139	1,562	1,470	63,813

Serial Bonds

2010 Tax Exempt Issue (Matures 2021) Continued

	2011 Beginning Balance	Principal Payment	Interest Payments First	Interest Payments Second	2011 Ending Balance
Transit					
Intermodal Transit Terminal	1,150,687	100,986	25,692	24,177	1,049,701
5 - 24 Passenger Buses	302,967	26,589	6,764	6,366	276,378
Transit Building Renovations	80,192	7,038	1,790	1,685	73,154
Total Transit	1,533,846	134,613	34,246	32,228	1,399,233
Willow Point					
WPNH Room Renovations	166,303	14,595	3,713	3,494	151,708
New 380 Bed Facility	297,855	26,140	6,650	6,258	271,715
New Electrical Beds	41,050	3,603	917	863	37,447
WPNH Resident Contained Smoking Area	34,368	3,016	767	722	31,352
HVAC Repairs	57,280	5,027	1,279	1,204	52,253
Kiosk Stations	27,494	2,413	614	578	25,081
Resident Furniture & Room Care Equipment	13,747	1,207	307	289	12,540
WPNH Renovations And Repairs	67,018	5,882	1,496	1,408	61,136
HVAC Replacement/Repairs	64,440	5,655	1,439	1,354	58,785
Therapy Module - Software & Hardware	12,340	1,083	276	259	11,257
WPNH Building Improvements	42,158	3,700	941	886	38,458
Total Willow Point	824,053	72,321	18,399	17,315	751,732
Solid Waste					
Landfill Construction	42,013	3,687	938	883	38,326
Leachate Treatment Plant Outfall	607,532	53,319	13,565	12,765	554,213
SEIS Options For Section IV Access	52,613	4,617	1,175	1,105	47,996
Colesville Landfill Remediation (Part 2)	121,891	10,697	2,722	2,561	111,194
Colesville Landfill Remediation (Part 2)	54,989	4,826	1,228	1,155	50,163
Design Section III Closure	146,064	12,819	3,261	3,069	133,245
Landfill Rain Cap Section IV	108,832	9,551	2,430	2,287	99,281
Scale House Road And Facility	1,067,123	93,653	23,826	22,421	973,470
Solid Waste Management Plan Update	85,920	7,540	1,918	1,805	78,380
Landfill Road Reconstruction	1,336,529	117,297	29,841	28,082	1,219,232
Colesville Landfill Remediation (Part 2)	115,992	10,180	2,590	2,437	105,812
Construction of Section II & III Closure	274,943	24,130	6,139	5,777	250,813
Colesville Landfill Remediation	143,199	12,567	3,197	3,009	130,632
Total Solid Waste	4,157,640	364,883	92,830	87,356	3,792,757

Serial Bonds

2010 Tax Exempt Issue (Matures 2021) Continued

	2011 Beginning Balance	Principal Payment	Interest Payments		2011 Ending Balance
			First	Second	
Aviation					
Airport Parking Lot Rehabilitation	491,196	43,109	10,967	10,320	448,087
Airport Corporate Hangar Improvements	255,201	22,397	5,698	5,362	232,804
Terminal Building Rehab.	51,552	4,524	1,151	1,083	47,028
Snow Removal Equipment	8,557	751	191	180	7,806
Terminal Buiding Improvements	206,207	18,097	4,604	4,333	188,110
T-Hangar Improvements	429,599	37,702	9,592	9,026	391,897
North Apron Rehabilitation Phase I	286,399	25,135	6,395	6,018	261,264
Main Apron Rehabilitation-Reconstruction	357,999	31,419	7,993	7,522	326,580
Total Aviation	2,086,710	183,134	46,591	43,844	1,903,576
Fleet Management					
Fleet Replacement	38,186	3,351	853	802	34,835
Fleet Replacement	114,560	10,054	2,558	2,407	104,506
Total Fleet Management	152,746	13,405	3,411	3,209	139,341
Central Foods					
Central Foods Building Renovations	243,816	21,398	5,444	5,123	222,418
Reconstruction of Central Foods	44,965	3,946	1,004	945	41,019
Total Central Foods	288,781	25,344	6,448	6,068	263,437
Total 2010 Tax Exempt Issue	\$ 30,765,000	\$ 2,700,000	\$ 686,900	\$ 646,409	\$ 28,065,000

Serial Bonds

2010 Federally Taxable Issue - Build America Bonds (BABs) (Matures 2025)

	<u>2011 Beginning Balance</u>	<u>Principal Payment</u>	<u>Interest Payments First</u>	<u>Interest Payments Second</u>	<u>2011 Ending Balance</u>
General Fund					
Community College					
Technology Initiative	\$ 14,532	\$ -	\$ 424	\$ 424	\$ 14,532
Update Master Plan	2,397	-	70	70	2,397
Wales Building Renovation	45,945	-	1,341	1,341	45,945
Original Boiler Replacement Phase II	167,801	-	4,899	4,899	167,801
Feasibility Study	9,750	-	285	285	9,750
Energy Management Improvements	40,363	-	1,178	1,178	40,363
Roof Replacement - Phase II	200,516	-	5,854	5,854	200,516
West Gym Bleachers	50,698	-	1,480	1,480	50,698
Roadway & Lot Upgrades	24,861	-	726	726	24,861
Roof Replacement III	93,921	-	2,742	2,742	93,921
Science Building	97,028	-	2,833	2,833	97,028
Alms Building Demo & Site Restoration	87,096	-	2,543	2,543	87,096
Direct Digital Control	64,997	-	1,898	1,898	64,997
Natural Gas Piping Replacement	81,247	-	2,372	2,372	81,247
Total Community College	<u>981,152</u>	<u>-</u>	<u>28,645</u>	<u>28,645</u>	<u>981,152</u>

Serial Bonds

2010 Federally Taxable Issue - Build America Bonds (BABs) (Matures 2025) Continued

	2011	Principal Payment	Interest Payments		2011
	Beginning Balance		First	Second	Ending Balance
All Other General Fund					
COB - Parking Area Repairs - Design Phase	42,418	-	1,238	1,238	42,418
Grippen Ice Rink Rehabilitation	96,324	-	2,812	2,812	96,324
Watershed Annual Maintenance	14,624	-	427	427	14,624
County Buildings Renovations	38,998	-	1,139	1,139	38,998
County Office Building Carpet	720	-	21	21	720
Public Safety Facility	19,463	-	568	568	19,463
Systematic Roof Replacement At County	71,497	-	2,087	2,087	71,497
Electronic Voting Machines	19,644	-	573	573	19,644
Fire Radio System Replacement Phase I	97,496	-	2,846	2,846	97,496
Regional Public Safety Training Facility	14,082	-	411	411	14,082
Parks Equipment Replacement	17,549	-	512	512	17,549
Parks Surface Rehabilitation	6,478	-	189	189	6,478
Forum Repairs/Renovations	5,850	-	171	171	5,850
Equipment Replacement (FEMA 06/06 Flood)	215,574	-	6,294	6,294	215,574
Parks Equipment Replacement (FEMA 06/06 Flood)	680	-	20	20	680
Watershed Annual Maintenance	18,578	-	542	542	18,578
County Buildings Renovations	24,771	-	723	723	24,771
County Office Building - Parking Area	1,487,461	-	43,425	43,425	1,487,461
Petroleum Storage Reg. Compliance	15,599	-	455	455	15,599
Public Safety Facility Repairs/Renovations	13,742	-	401	401	13,742
Computer Equipment Replacement & Update Technology	51,998	-	1,518	1,518	51,998
Voice Mail System Replacement - Unified	12,198	-	356	356	12,198
Parks Equipment Replacement	4,550	-	133	133	4,550
Black Creek Security Update At Jail	38,756	-	1,131	1,131	38,756
Watershed Regulatory Compliance Part 1	25,999	-	759	759	25,999
County Buildings Renovations	29,249	-	854	854	29,249
Petroleum Bulk Storage	9,750	-	285	285	9,750
Public Safety Facility Repairs/Renovations	14,624	-	427	427	14,624
Systematic Roof Replacement At County	28,165	-	822	822	28,165
Network Switches & PC Replacement	156,968	-	4,583	4,583	156,968
Parks Equipment Replacement	14,624	-	427	427	14,624
Portable Radio Replacement	7,782	-	227	227	7,782
Replace Financial, HR/Payroll Systems (Software)	362,139	-	10,572	10,572	362,139
Replace Financial, HR/Payroll Systems (Hardware)	51,998	-	1,518	1,518	51,998
Parks Upgrade	15,166	-	443	443	15,166
ERP System Phase II	1,067,579	-	31,167	31,167	1,067,579
Replace Oil-Water Separator at Fleet	20,474	-	598	598	20,474
External Building Repairs - Front Street Dog Shelter	14,624	-	427	427	14,624

Serial Bonds

2010 Federally Taxable Issue - Build America Bonds (BABs) (Matures 2025) Continued

	2011 Beginning Balance	Principal Payment	Interest Payments First	Interest Payments Second	2011 Ending Balance
Parks Facilities Repairs & Renovations	10,400	-	304	304	10,400
Sheriff's Vehicle Replacement	43,331	-	1,265	1,265	43,331
Security at GHJB	19,759	-	577	577	19,759
Employee Timekeeper System/Scheduler	53,623	-	1,565	1,565	53,623
System Upgrades and Network Management	116,995	-	3,416	3,416	116,995
Tape Library and Computer Equipment	24,699	-	721	721	24,699
Hazardous Materials Response Vehicle	48,748	-	1,423	1,423	48,748
Vehicle Replacement	64,997	-	1,898	1,898	64,997
Forum Repairs/Renovations	29,249	-	854	854	29,249
Forum Seating	81,247	-	2,372	2,372	81,247
Parks Surface Rehabilitation	24,374	-	712	712	24,374
Parks Facilities Repairs and Renovations	16,249	-	474	474	16,249
Parks Vehicle Replacement	16,249	-	474	474	16,249
Total Other General Fund	4,698,111	-	137,156	137,156	4,698,111
Total General Fund	5,679,263	-	165,801	165,801	5,679,263
County Road					
Highway Reconstruction	36,623	-	1,069	1,069	36,623
Colesville Rd./South St. Bridge Replace./Rehab.-Design	10,304	-	301	301	10,304
Highway Reconstruction	476,647	-	13,915	13,915	476,647
Bevier St. Bridge Reconstruction	377,720	-	11,027	11,027	377,720
South Street Bridge	67,272	-	1,964	1,964	67,272
Bridge Reconstruction	72,935	-	2,129	2,129	72,935
Road Reconstruction (FEMA - 06/06 Flood)	19,918	-	581	581	19,918
Bridge Reconstruction (FEMA - 11/06 Flood)	132,919	-	3,880	3,880	132,919
Highway Reconstruction/Repair	430,478	-	12,567	12,567	430,478
Repair Highway Culverts & Bridges	123,856	-	3,616	3,616	123,856
Highway Fire Alarm Suppression System	6,872	-	201	201	6,872
Highway Reconstruction/Rehabilitation	491,327	-	14,344	14,344	491,327
Colesville Rd. Bridge Replacement	304,601	-	8,893	8,893	304,601
Unanticipated Bridge Repairs	73,122	-	2,135	2,135	73,122
2nd Street, Deposit, Drainage	197,158	-	5,756	5,756	197,158
Highway Reconstruction/Rehabilitation	661,507	-	19,312	19,312	661,507
Nanticoke Drive Bridge Reconstruction	173,055	-	5,052	5,052	173,055
Highway Building Renovations	12,999	-	380	380	12,999
Vestal-Endicott Bridge Painting	853,943	-	24,930	24,930	853,943
Unanticipated Bridge/Culvert Repairs	97,496	-	2,846	2,846	97,496
Highway Reconstruction/Rehabilitation	723,094	-	21,110	21,110	723,094
Total County Roads	5,343,846	-	156,008	156,008	5,343,846

Serial Bonds

2010 Federally Taxable Issue - Build America Bonds (BABs) (Matures 2025) Continued

	2011 Beginning Balance	Principal Payment	Interest Payments		2011 Ending Balance
			First	Second	
Road Machinery					
Highway Equipment Replacement	66,939	-	1,954	1,954	66,939
Highway Equipment Replacement	90,996	-	2,657	2,657	90,996
Highway Equipment Replacement	257,714	-	7,524	7,524	257,714
Highway Vehicles Replacement	49,723	-	1,452	1,452	49,723
Highway Equipment Replacement	326,611	-	9,535	9,535	326,611
Total Road Machinery	791,983	-	23,122	23,122	791,983
Library					
Computer Replacement - Public - Phase I	3,185	-	93	93	3,185
Computer Replacement - Staff - Phase I	1,137	-	33	33	1,137
Computer Replacement - Staff - Phase II	1,552	-	45	45	1,552
Parking Lot Surface Treatment	2,145	-	63	63	2,145
Replacement of Decker Room Carpet	3,315	-	97	97	3,315
Security Cameras	726	-	21	21	726
Library Improvements & Renovations	15,261	-	446	446	15,261
Total Library	27,321	-	798	798	27,321
Veterans' Arena					
Arena Primary Electric Repairs	14,624	-	427	427	14,624
Arena Repairs/Renovations	6,500	-	190	190	6,500
Arena Repairs/Renovations	15,599	-	455	455	15,599
Arena Window Replacement - Wall At North End	137,586	-	4,017	4,017	137,586
Arena Repairs/Renovations	19,499	-	569	569	19,499
Arena Roof Systems Repair/Resurfacing	38,998	-	1,139	1,139	38,998
Arena Spotlights	5,850	-	171	171	5,850
Arena (Safety) Improvements	129,995	-	3,795	3,795	129,995
Arena Bathroom Renovations for ADA	24,374	-	712	712	24,374
Arena Repairs/Renovations	48,748	-	1,423	1,423	48,748
Total Veterans' Arena	441,773	-	12,898	12,898	441,773
En-Joie Golf Course					
Golf Course Reconstruction	39,689	-	1,159	1,159	39,689
Total En-Joie Golf Course	39,689	-	1,159	1,159	39,689

Serial Bonds

2010 Federally Taxable Issue - Build America Bonds (BABs) (Matures 2025) Continued

	2011 <u>Beginning Balance</u>	<u>Principal Payment</u>	Interest Payments		2011 <u>Ending Balance</u>
			<u>First</u>	<u>Second</u>	
Transit					
Intermodal Transit Terminal	652,860	-	19,060	19,060	652,860
5 - 24 Passenger Buses	171,893	-	5,018	5,018	171,893
Transit Building Renovations	45,498	-	1,328	1,328	45,498
Total Transit	870,251	-	25,406	25,406	870,251
Willow Point					
WPNH Room Renovations	94,354	-	2,755	2,755	94,354
New 380 Bed Facility	168,993	-	4,934	4,934	168,993
New Electrical Beds	23,291	-	680	680	23,291
WPNH Resident Contained Smoking Area	19,499	-	569	569	19,499
HVAC Repairs	32,499	-	949	949	32,499
Kiosk Stations	15,599	-	455	455	15,599
Resident Furniture & Room Care Equipment	7,800	-	228	228	7,800
WPNH Renovations And Repairs	38,023	-	1,110	1,110	38,023
HVAC Replacement/Repairs	36,561	-	1,067	1,067	36,561
Therapy Module - Software & Hardware	7,001	-	204	204	7,001
WPNH Building Improvements	23,919	-	698	698	23,919
Total Willow Point	467,539	-	13,649	13,649	467,539
Solid Waste					
Landfill Construction	23,837	-	696	696	23,837
Leachate Treatment Plant Outfall	344,692	-	10,063	10,063	344,692
SEIS Options For Section IV Access	29,851	-	871	871	29,851
Colesville Landfill Remediation (Part 2)	69,157	-	2,019	2,019	69,157
Colesville Landfill Remediation (Part 2)	31,199	-	911	911	31,199
Design Section III Closure	82,871	-	2,419	2,419	82,871
Landfill Rain Cap Section IV	61,747	-	1,803	1,803	61,747
Scale House Road And Facility	605,449	-	17,676	17,676	605,449
Solid Waste Management Plan Update	48,748	-	1,423	1,423	48,748
Landfill Road Reconstruction	758,301	-	22,138	22,138	758,301
Colesville Landfill Remediation (Part 2)	65,810	-	1,921	1,921	65,810
Construction of Section II & III Closure	155,993	-	4,554	4,554	155,993
Colesville Landfill Remediation	81,246	-	2,372	2,372	81,246
Total Solid Waste	2,358,901	-	68,866	68,866	2,358,901

Serial Bonds

2010 Federally Taxable Issue - Build America Bonds (BABs) (Matures 2025) Continued

	2011 Beginning Balance	Principal Payment	Interest Payments		2011 Ending Balance
			First	Second	
Aviation					
Airport Parking Lot Rehabilitation	278,688	-	8,136	8,136	278,688
Airport Corporate Hangar Improvements	144,792	-	4,227	4,227	144,792
Terminal Building Rehab.	29,249	-	854	854	29,249
Snow Removal Equipment	4,855	-	142	142	4,855
Terminal Buiding Improvements	116,995	-	3,416	3,416	116,995
T-Hangar Improvements	243,739	-	7,116	7,116	243,739
North Apron Rehabilitation Phase I	162,493	-	4,744	4,744	162,493
Main Apron Rehabilitation-Reconstruction	203,116	-	5,930	5,930	203,116
Total Aviation	1,183,927	-	34,565	34,565	1,183,927
Fleet Management					
Fleet Replacement	21,666	-	633	633	21,666
Fleet Replacement	64,997	-	1,898	1,898	64,997
Total Fleet Management	86,663	-	2,531	2,531	86,663
Central Foods					
Central Foods Building Renovations	138,333	-	4,039	4,039	138,333
Reconstruction of Central Foods	25,511	-	745	745	25,511
Total Central Foods	163,844	-	4,783	4,783	163,844
Total 2010 Federally Taxable Issue - BABs	\$ 17,455,000	\$ -	\$ 509,586	\$ 509,586	\$ 17,455,000

Serial Bonds

2010 Federally Taxable Issue - Recovery Zone Economic Development Bonds (RZEDBs) (Matures 2025)

	2011 Beginning Balance	Principal Payment	Interest Payments First	Interest Payments Second	2011 Ending Balance
General Fund					
Community College					
Technology Initiative	\$ 2,897	-	\$ 85	\$ 85	\$ 2,897
Update Master Plan	478	-	14	14	478
Wales Building Renovation	9,160	-	267	267	9,160
Original Boiler Replacement Phase II	33,455	-	977	977	33,455
Feasibility Study	1,944	-	57	57	1,944
Energy Management Improvements	8,047	-	235	235	8,047
Roof Replacement - Phase II	39,977	-	1,167	1,167	39,977
West Gym Bleachers	10,108	-	295	295	10,108
Roadway & Lot Upgrades	4,957	-	145	145	4,957
Roof Replacement III	18,725	-	547	547	18,725
Science Building	19,344	-	565	565	19,344
Alms Building Demo & Site Restoration	17,364	-	507	507	17,364
Direct Digital Control	12,958	-	378	378	12,958
Natural Gas Piping Replacement	16,198	-	473	473	16,198
Total Community College	<u>195,612</u>	-	<u>5,712</u>	<u>5,712</u>	<u>195,612</u>

Serial Bonds

2010 Federally Taxable Issue - Recovery Zone Economic Development Bonds (RZEDBs) (Matures 2025) Continued

	2011 Beginning Balance	Principal Payment	Interest Payments		2011 Ending Balance
			First	Second	
All Other General Fund					
COB - Parking Area Repairs - Design Phase	8,457	-	247	247	8,457
Grippen Ice Rink Rehabilitation	19,204	-	561	561	19,204
Watershed Annual Maintenance	2,916	-	85	85	2,916
County Buildings Renovations	7,775	-	227	227	7,775
County Office Building Carpet	144	-	4	4	144
Public Safety Facility	3,880	-	113	113	3,880
Systematic Roof Replacement At County	14,254	-	416	416	14,254
Electronic Voting Machines	3,916	-	114	114	3,916
Fire Radio System Replacement Phase I	19,438	-	567	567	19,438
Regional Public Safety Training Facility	2,807	-	82	82	2,807
Parks Equipment Replacement	3,499	-	102	102	3,499
Parks Surface Rehabilitation	1,291	-	38	38	1,291
Forum Repairs/Renovations	1,166	-	34	34	1,166
Equipment Replacement (FEMA 06/06 Flood)	42,979	-	1,255	1,255	42,979
Parks Equipment Replacement (FEMA 06/06 Flood)	136	-	4	4	136
Watershed Annual Maintenance	3,704	-	108	108	3,704
County Buildings Renovations	4,939	-	144	144	4,939
County Office Building - Parking Area	296,555	-	8,658	8,658	296,555
Petroleum Storage Reg. Compliance	3,110	-	91	91	3,110
Public Safety Facility Repairs/Renovations	2,740	-	80	80	2,740
Computer Equipment Replacement & Update Technology	10,367	-	303	303	10,367
Voice Mail System Replacement - Unified	2,432	-	71	71	2,432
Parks Equipment Replacement	907	-	26	26	907
Black Creek Security Update At Jail	7,727	-	226	226	7,727
Watershed Regulatory Compliance Part 1	5,183	-	151	151	5,183
County Buildings Renovations	5,831	-	170	170	5,831
Petroleum Bulk Storage	1,944	-	57	57	1,944
Public Safety Facility Repairs/Renovations	2,916	-	85	85	2,916
Systematic Roof Replacement At County	5,615	-	164	164	5,615
Network Switches & PC Replacement	31,295	-	914	914	31,295
Parks Equipment Replacement	2,916	-	85	85	2,916
Portable Radio Replacement	1,551	-	45	45	1,551
Replace Financial, HR/Payroll Systems (Software)	72,199	-	2,108	2,108	72,199
Replace Financial, HR/Payroll Systems (Hardware)	10,367	-	303	303	10,367
Parks Upgrade	3,024	-	88	88	3,024
ERP System Phase II	212,843	-	6,214	6,214	212,843
Replace Oil-Water Separator at Fleet	4,082	-	119	119	4,082
External Building Repairs - Front Street Dog Shelter	2,916	-	85	85	2,916

Serial Bonds

2010 Federally Taxable Issue - Recovery Zone Economic Development Bonds (RZEDBs) (Matures 2025) Continued

	2011 Beginning Balance	Principal Payment	Interest Payments		2011 Ending Balance
			First	Second	
Parks Facilities Repairs & Renovations	2,073	-	61	61	2,073
Sheriff's Vehicle Replacement	8,639	-	252	252	8,639
Security at GHJB	3,939	-	115	115	3,939
Employee Timekeeper System/Scheduler	10,691	-	312	312	10,691
System Upgrades and Network Management	23,325	-	681	681	23,325
Tape Library and Computer Equipment	4,924	-	144	144	4,924
Hazardous Materials Response Vehicle	9,719	-	284	284	9,719
Vehicle Replacement	12,958	-	378	378	12,958
Forum Repairs/Renovations	5,831	-	170	170	5,831
Forum Seating	16,198	-	473	473	16,198
Parks Surface Rehabilitation	4,859	-	142	142	4,859
Parks Facilities Repairs and Renovations	3,240	-	95	95	3,240
Parks Vehicle Replacement	3,240	-	95	95	3,240
Total Other General Fund	936,661	-	27,346	27,346	936,661
Total General Fund	1,132,273	-	33,058	33,058	1,132,273
County Road					
Highway Reconstruction	7,302	-	213	213	7,302
Colesville Rd./South St. Bridge Replace./Rehab.-Design	2,054	-	60	60	2,054
Highway Reconstruction	95,029	-	2,774	2,774	95,029
Bevier St. Bridge Reconstruction	75,306	-	2,199	2,199	75,306
South Street Bridge	13,412	-	392	392	13,412
Bridge Reconstruction	14,541	-	425	425	14,541
Road Reconstruction (FEMA - 06/06 Flood)	3,971	-	116	116	3,971
Bridge Reconstruction (FEMA - 11/06 Flood)	26,500	-	774	774	26,500
Highway Reconstruction/Repair	85,824	-	2,506	2,506	85,824
Repair Highway Culverts & Bridges	24,693	-	721	721	24,693
Highway Fire Alarm Suppression System	1,370	-	40	40	1,370
Highway Reconstruction/Rehabilitation	97,956	-	2,860	2,860	97,956
Colesville Rd. Bridge Replacement	60,728	-	1,773	1,773	60,728
Unanticipated Bridge Repairs	14,578	-	426	426	14,578
2nd Street, Deposit, Drainage	39,308	-	1,148	1,148	39,308
Highway Reconstruction/Rehabilitation	131,885	-	3,850	3,850	131,885
Nanticoke Drive Bridge Reconstruction	34,502	-	1,007	1,007	34,502
Highway Building Renovations	2,592	-	76	76	2,592
Vestal-Endicott Bridge Painting	170,250	-	4,970	4,970	170,250
Unanticipated Bridge/Culvert Repairs	19,438	-	567	567	19,438
Highway Reconstruction/Rehabilitation	144,163	-	4,209	4,209	144,163
Total County Roads	1,065,402	-	31,106	31,106	1,065,402

Serial Bonds

2010 Federally Taxable Issue - Recovery Zone Economic Development Bonds (RZEDBs) (Matures 2025) Continued

	2011 Beginning Balance	Principal Payment	Interest Payments		2011 Ending Balance
			First	Second	
Road Machinery					
Highway Equipment Replacement	13,346	-	390	390	13,346
Highway Equipment Replacement	18,142	-	530	530	18,142
Highway Equipment Replacement	51,380	-	1,500	1,500	51,380
Highway Vehicles Replacement	9,913	-	289	289	9,913
Highway Equipment Replacement	65,116	-	1,901	1,901	65,116
Total Road Machinery	157,897	-	4,610	4,610	157,897
Library					
Computer Replacement - Public - Phase I	635	-	19	19	635
Computer Replacement - Staff - Phase I	227	-	7	7	227
Computer Replacement - Staff - Phase II	309	-	9	9	309
Parking Lot Surface Treatment	427	-	12	12	427
Replacement of Decker Room Carpet	661	-	19	19	661
Security Cameras	145	-	4	4	145
Library Improvements & Renovations	3,043	-	89	89	3,043
Total Library	5,447	-	159	159	5,447
Veterans' Arena					
Arena Primary Electric Repairs	2,916	-	85	85	2,916
Arena Repairs/Renovations	1,296	-	38	38	1,296
Arena Repairs/Renovations	3,110	-	91	91	3,110
Arena Window Replacement - Wall At North End	27,430	-	801	801	27,430
Arena Repairs/Renovations	3,888	-	113	113	3,888
Arena Roof Systems Repair/Resurfacing	7,775	-	227	227	7,775
Arena Spotlights	1,166	-	34	34	1,166
Arena (Safety) Improvements	25,917	-	757	757	25,917
Arena Bathroom Renovations for ADA	4,859	-	142	142	4,859
Arena Repairs/Renovations	9,719	-	284	284	9,719
Total Veterans' Arena	88,076	-	2,572	2,572	88,076
En-Joie Golf Course					
Golf Course Reconstruction	7,913	-	231	231	7,913
Total En-Joie Golf Course	7,913	-	231	231	7,913

Serial Bonds

2010 Federally Taxable Issue - Recovery Zone Economic Development Bonds (RZEDBs) (Matures 2025) Continued

	2011 Beginning Balance	Principal Payment	Interest Payments First	Interest Payments Second	2011 Ending Balance
Transit					
Intermodal Transit Terminal	130,161	-	3,800	3,800	130,161
5 - 24 Passenger Buses	34,270	-	1,000	1,000	34,270
Transit Building Renovations	9,071	-	265	265	9,071
Total Transit	<u>173,502</u>	-	<u>5,065</u>	<u>5,065</u>	<u>173,502</u>
Willow Point					
WPNH Room Renovations	18,811	-	549	549	18,811
New 380 Bed Facility	33,692	-	984	984	33,692
New Electrical Beds	4,643	-	136	136	4,643
WPNH Resident Contained Smoking Area	3,888	-	113	113	3,888
HVAC Repairs	6,479	-	189	189	6,479
Kiosk Stations	3,110	-	91	91	3,110
Resident Furniture & Room Care Equipment	1,555	-	45	45	1,555
WPNH Renovations And Repairs	7,581	-	221	221	7,581
HVAC Replacement/Repairs	7,289	-	213	213	7,289
Therapy Module - Software & Hardware	1,396	-	41	41	1,396
WPNH Building Improvements	4,769	-	139	139	4,769
Total Willow Point	<u>93,213</u>	-	<u>2,721</u>	<u>2,721</u>	<u>93,213</u>
Solid Waste					
Landfill Construction	4,752	-	139	139	4,752
Leachate Treatment Plant Outfall	68,721	-	2,006	2,006	68,721
SEIS Options For Section IV Access	5,951	-	174	174	5,951
Colesville Landfill Remediation (Part 2)	13,788	-	403	403	13,788
Colesville Landfill Remediation (Part 2)	6,220	-	182	182	6,220
Design Section III Closure	16,522	-	482	482	16,522
Landfill Rain Cap Section IV	12,311	-	359	359	12,311
Scale House Road And Facility	120,708	-	3,524	3,524	120,708
Solid Waste Management Plan Update	9,719	-	284	284	9,719
Landfill Road Reconstruction	151,182	-	4,414	4,414	151,182
Colesville Landfill Remediation (Part 2)	13,121	-	383	383	13,121
Construction of Section II & III Closure	31,101	-	908	908	31,101
Colesville Landfill Remediation	16,198	-	473	473	16,198
Total Solid Waste	<u>470,294</u>	-	<u>13,731</u>	<u>13,731</u>	<u>470,294</u>

Serial Bonds

2010 Federally Taxable Issue - Recovery Zone Economic Development Bonds (RZEDBs) (Matures 2025) Continued

	2011 Beginning Balance	Principal Payment	Interest Payments		2011 Ending Balance
			First	Second	
Aviation					
Airport Parking Lot Rehabilitation	55,562	-	1,622	1,622	55,562
Airport Corporate Hangar Improvements	28,867	-	843	843	28,867
Terminal Building Rehab.	5,832	-	170	170	5,832
Snow Removal Equipment	968	-	28	28	968
Terminal Buiding Improvements	23,325	-	681	681	23,325
T-Hangar Improvements	48,594	-	1,419	1,419	48,594
North Apron Rehabilitation Phase I	32,396	-	946	946	32,396
Main Apron Rehabilitation-Reconstruction	40,495	-	1,182	1,182	40,495
Total Aviation	<u>236,039</u>	<u>-</u>	<u>6,891</u>	<u>6,891</u>	<u>236,039</u>
Fleet Management					
Fleet Replacement	4,320	-	126	126	4,320
Fleet Replacement	12,958	-	378	378	12,958
Total Fleet Management	<u>17,278</u>	<u>-</u>	<u>504</u>	<u>504</u>	<u>17,278</u>
Central Foods					
Central Foods Building Renovations	27,580	-	805	805	27,580
Reconstruction of Central Foods	5,086	-	149	149	5,086
Total Central Foods	<u>32,666</u>	<u>-</u>	<u>954</u>	<u>954</u>	<u>32,666</u>
Total 2010 Federally Taxable Issue - RZEDBs	<u>\$ 3,480,000</u>	<u>\$ -</u>	<u>\$ 101,602</u>	<u>\$ 101,602</u>	<u>\$ 3,480,000</u>

Schedule D

CERTIFICATES OF PARTICIPATION

	<u>2011 Principal</u>	<u>Principal</u>	<u>Interest Payments</u>		<u>2011 Principal</u>
	<u>Beginning Balance</u>	<u>Payment</u>	<u>First</u>	<u>Second</u>	<u>Ending Balance</u>
1994 Issue (Matures 2022) General Fund Public Safety Facility	\$ 16,145,000	\$ -	\$ 423,807	\$ 423,807	\$ 16,145,000

Offset by interest earnings on reserve budgeted in account 5000566.

\$207,005

Schedule E

**Statement of
Authorized and Unborrowed Debt
For Open Capital Projects**

Serial Bonds	Resolution	Debt Authorized	Debt Unborrowed
Arena/Forum			
Arena Primary Electric Replacement	05-742	75,000	1,676
Arena Repairs/Renovations	07-46	100,000	1,787
Replace Arena Window-Wall At North	07-46 & 08-753	920,000	15,765
Arena Repairs/Renovations	07-816	100,000	2,234
Arena Spotlights	07-816	30,000	670
Arena (Safety) Improvements	10-35	400,000	14,895
Arena Bathroom Renovations for ADA	10-35	75,000	2,793
Arena Repairs/Renovations	10-35	150,000	5,586
Forum Repairs/Renovations	10-35	90,000	3,351
Forum Seating	10-35	250,000	9,309
Aviation			
Airport Utility Enhancement Project, Phase II	03-179	850,000	467,000
Precision Approach Path Indicator	08-446	300,000	22,253
Terminal Building Rehabilitation	08-446	100,000	3,351
Taxiways H & K Improvements	08-446 & 08-743	616,835	22,173
Airport Main Apron Rehabilitation-Design	08-744	300,000	89,242
Terminal Building Improvements	08-744	360,000	13,405
T-Hangar Improvements	10-38	750,000	17,098
Hangar Improvements	10-35	375,000	270,061
Main Apron Rehabilitation. - Construction	10-35	5,000,000	4,398,273
Replace Airfield Safety Vehicle	10-35	52,630	52,630
Snow Removal Equipment	10-35	150,000	150,000
Runway Safety Area Improvements Design	*	1,000,000	1,000,000

**Statement of
Authorized and Unborrowed Debt
For Open Capital Projects**

Serial Bonds	Resolution	Debt Authorized	Debt Unborrowed
Broome Community College			
Update Master Plan	05-742	250,000	275
Wales Building Renovation	05-742	400,000	5,264
Original Boiler Replacement - Phase II	07-46	540,000	19,227
Feasibility Study	07-816	50,000	1,117
Energy Management Improvements	07-816	207,000	4,625
Roof Replacement Phase II	07-816	621,000	22,975
West Gym Bleachers	07-816	260,000	5,809
Roadway and Lot Upgrades	08-744	85,000	2,849
Roof Replacement III	08-744	600,000	321,761
Science Building	08-744	21,000,000	18,200,117
Alms Building Demolition	09-317	350,000	91,980
Direct Digital Control	10-35	465,000	272,467
Natural Gas Piping Replacement	10-35	500,000	259,309
Central Foods			
Building Renovations	05-742	774,160	68,080
Building Reconstruction	07-46	150,000	48,923
County Road			
Lester Ave Bridge Reconstruction	03-608	2,000,000	102,654
Colesville Rd./South St. Bridge Replacement/Rehab. - Design	05-104	400,000	3,380
Highway Reconstruction	05-742 & 08-671	1,961,670	54,614
Bevier St. Bridge Reconstruction - Design	05-742 & 06-470	7,810,000	43,279
South Street Bridge	05-742	230,000	7,708
Road Reconstruction	06-746	6,100,000	3,372,027
Highway Culverts & Bridges Repairs	07-46	500,000	14,191
Colesville Rd. Bridge Replacement	07-816	1,250,000	34,901
2nd Street, Deposit, Drainage	08-744	650,000	22,590
Highway Reconstruction/Rehabilitation	08-744 & 09-317	2,235,000	75,586
Nanticoke Drive Bridge Rehabilitation	08-744	1,100,000	569,829
Building Renovations	09-316	40,000	1,489
Vestal - Endicott Bridge Painting	09-317 & 10-38	2,630,000	97,845
Unanticipated Bridge/Culvert Repairs	10-35	300,000	11,171
	10-35	2,225,000	82,852
Elections			
Electronic Voting Machines	05-742	2,161,000	645,012
Equipment Replacement	06-394	180,704	46,229

**Statement of
Authorized and Unborrowed Debt
For Open Capital Projects**

Serial Bonds	Resolution	Debt Authorized	Debt Unborrowed
Emergency Services			
Fire Radio System replacement Phase I	05-742	500,000	11,171
Hazardous Materials Response Vehicle	10-35	150,000	5,586
Information Technology			
Computer Equipment Replacement & Update Technology	07-46	500,000	5,958
Voice-Mail System Replacement	07-46	400,000	1,398
Replace Financial, HR/Payroll Systems (Software)	08-55	1,857,200	41,494
Replace Financial, HR/Payroll Systems (Hardware)	08-55	200,000	5,958
ERP System Phase II	08-744	3,520,000	122,324
Employee Timekeeper System/Scheduler	10-35	165,000	6,144
Systems Upgrade and Network Management	10-35	360,000	13,405
Tape Library and Computer Equipment	10-35	76,000	2,830
Library			
Improvements and Renovations	08-744	50,000	1,749
Parks			
Otsiningo Picnic Shelter No. 2	05-742	50,000	40,001
Equipment Replacement	06-394	62,573	78
Equipment Replacement	07-46	20,000	521
Equipment Replacement	07-816	50,000	1,738
Park Facilities Repairs and Renovations	08-744	40,000	1,192
Surface Rehabilitation	10-35	75,000	2,793
Park Facilities Repairs and Renovations	10-35	50,000	1,862
Vehicle Replacement	10-35	50,000	1,862
PW-Buildings & Grounds			
COB - Parking Area Repairs - Design Phase	05-104 & 07-06	456,000	4,860
County Office Building - Parking Area	07-06	4,600,000	170,434
Petroleum Bulk Storage Regulation Compliance	07-46	100,000	1,787
Replace Oil-water Separator at Fleet	08-744	70,000	2,346
External Building Repairs - Front Street	08-744	50,000	1,676
Security at George Harvey Justice Building	09-317	60,800	2,264
Courthouse Air Handler Replacement	10-35	300,000	300,000
Systematic Roof Replacement At County	10-35	100,000	100,000
Upgrade of Access Copntrol System at Court	10-35	200,000	200,000

**Statement of
Authorized and Unborrowed Debt
For Open Capital Projects**

Serial Bonds	Resolution	Debt Authorized	Debt Unborrowed
PW-Engineering			
Watershed Annual Maintenance	07-46	75,000	2,129
Upgrade Watershed Dam 23 (Savin-2)	07-816	1,000,000	750,000
Watershed Regulatory Compliance	10-35	225,000	225,000
PW-Fleet			
Fleet Replacement	08-744	100,000	2,482
Fleet Replacement	10-35	200,000	7,447
PW-Security			
Portable Command Center	10-35	25,000	25,000
Public Transportation			
Transit Fleet Additions	05-529	834,000	185,138
Intermodal Transit Terminal	05-742, 10-37, and *	4,981,000	2,774,805
Parking Lot Enhancements	07-816 & 08-508	29,730	29,730
5 - 24 Passenger Buses	08-744	700,000	19,696
Purchase of up to 10 Transit buses plus 4 Hybrid Cutaway Buses	08-744 & 09-317	4,051,619	4,051,619
Road Machinery			
Highway Equipment Replacement	07-46	350,000	10,426
Highway Equipment Replacement	07-816	915,000	29,529
Vehicle Replacement	09-316	153,000	5,697
Highway Equipment Replacement	10-35	1,005,000	37,423
Sheriff			
Vehicle Replacement	08-744	200,000	4,965
Vehicle Replacement	10-35	200,000	7,447

**Statement of
Authorized and Unborrowed Debt
For Open Capital Projects**

Serial Bonds	Resolution	Debt Authorized	Debt Unborrowed
Solid Waste			
Landfill New Construction	00-538	9,088,000	2,731
Partial Landfill Closure	01-515	3,559,600	1,284,748
Leachate Treatment Plant Outfall	05-742	3,080,000	1,894,495
Design Section III Closure	07-816	275,000	9,495
Landfill Property Acquisition	01-685	283,000	2,424
Scale House Road and Facility	07-816	2,000,000	69,373
Solid Waste Management Plan Update	07-816	250,000	5,586
Landfill Road Reconstruction	08-446	2,500,000	86,886
Colesville Landfill Remediation (Part 2)	08-744	225,000	7,540
Construction of Section II & III Closure	08-744	2,000,000	1,517,874
Landfill Equipment	08-744	1,354,000	1,354,000
Colesville Landfill Remediation	10-35	250,000	9,309
Landfill Equipment	10-35	350,000	350,000
Design/Construction Review - Section IV, Cells II & III	*	1,000,000	1,000,000
Willow Point Nursing Home			
Residents' Rooms Renovations	01-686	317,000	10,811
New 380 Bed Facility	05-742	55,933,113	55,352,476
New Electrical Beds	05-742	250,000	2,669
Resident Contained Smoking Area	05-742	100,000	2,234
HVAC Repairs	07-816	125,000	3,724
Kiosk Stations	07-816	80,000	1,787
WPNH Renovations And Repairs	07-816	195,000	4,357
HVAC Replacement/Repairs	08-744	125,000	4,189
Therapy Module - Software & Hardware	08-744	26,930	802
Building Improvements	08-744	92,000	2,741
Replacement of Equipment/Furnishings	10-35	124,900	124,900
Total		\$ 182,810,464	\$ 103,398,801

* Pending legislative approval.

Schedule F

Authorized Capital Projects

Open as of June 25, 2010

	CIP Year*	Total Appropriations	Available Appropriations
Arena/Forum			
Arena and Forum Renovations	2002	2,415,000	971,104
Arena Primary Electric Replacement	2006	75,000	64,787
Arena Repairs/Renovations	2007	100,000	53,371
Arena Repairs/Renovations	2008	100,000	100,000
Arena Spotlights	2008	30,000	13,798
Arena (Safety) Improvements	2010	400,000	400,000
Arena Bathroom Renovations for ADA	2010	75,000	75,000
Arena Repairs/Renovations	2010	150,000	150,000
Forum Repairs/Renovations	2010	90,000	90,000
Forum Seating	2010	250,000	250,000
		3,685,000	2,168,060
Aviation			
Utility Enhancement, Phase II	2003	850,000	503,892
Runway 16/34 Rehabilitation - Construction	2005, 2005a, 2007a	6,192,034	32,487
Hangar Improvements	2006, 2007a	386,200	351
Corporate Hangar Improvements	2007, 2008a	750,000	44,294
Precision Path Approach Indicator	2008	300,000	21,679
Terminal Building Rehabilitation	2008	100,000	27,946
Taxiways H & K Improvements	2008	616,835	22,173
Rehabilitate EMAS	2008, 2009a	1,193,800	5,000
Airport Main Apron Rehabilitation-Design	2009, 2009a	300,000	15,043
Snow Removal Equipment	2009	640,189	1,500
Terminal Building Rehabilitation	2009	360,000	360,000
T-Hanger Improvements	2009	750,000	698,250
North Apron Rehabilitation-Phase I	2009	500,000	448,625
Hangar Improvements	2010	375,000	375,000
Main Apron Rehabilitation-Construction	2010	5,000,000	5,000,000
Airfield Safety Vehicle	2010	52,630	52,630
Snow Removal Equipment	2010	150,000	20,621
Runway Safety Area Improvements Design	2010	1,000,000	1,000,000
Security Upgrades	2010	160,000	160,000
		19,676,688	8,789,491

Schedule F

Authorized Capital Projects

Open as of June 25, 2010

	<u>CIP Year*</u>	<u>Total Appropriations</u>	<u>Available Appropriations</u>
Broome Community College			
Roof Replacement - BCC	2002	408,000	67,452
Original Boiler Replacement Phase I	2005	415,800	2,800
Update Master Plan	2006	250,000	18,199
Wales Building Renovation	2006	400,000	171,024
Original Boiler Replacement Phase II	2007	540,000	53,854
Feasibility Study	2007	50,000	50,000
Energy Management Improvements	2008	207,000	207,000
Roof Replacement	2008	621,000	615,806
West Gym Bleachers	2008	260,000	123,303
Roadway and Lot Upgrades	2009	85,000	85,000
Roof Replacement III	2009	600,000	600,000
Science Building	2009	21,000,000	21,000,000
Alms Building Demolition	2009	350,000	88,385
Direct Digital Control	2010	465,000	465,000
Natural Gas Piping Replacement	2010	500,000	499,246
		<u>26,151,800</u>	<u>24,047,067</u>
Central Food and Nutrition Services			
Building Renovations	2006	774,160	140,835
Building Reconstruction	2007	150,000	56,132
		<u>924,160</u>	<u>196,967</u>
Court Facilities			
Courthouse Asbestos Abatement	1997, 2004a	1,235,486	23,309
DPW-Fleet			
Fleet Replacement	2010	200,000	69,235
Elections			
Electronic Voting Machines	2006	2,161,000	643,842
Equipment Replacement	2006	180,074	45,364
		<u>2,341,074</u>	<u>689,206</u>

Schedule F

Authorized Capital Projects
Open as of June 25, 2010

	CIP Year*	Total Appropriations	Available Appropriations
Emergency Services			
Microwave System Replacement	2004	700,000	36,343
State Road Radio Tower	2004	65,000	63,619
Vehicle Locator System	2005	350,000	349,413
Fire Radio System replacement Phase I	2006	500,000	493,870
Equipment Replacement	2006, 2009a	1,054,636	300,000
Hazardous Materials Response Vehicle	2010	150,000	150,000
		2,819,636	1,393,245
Information Technology			
Update Comp. Tech. & Replace Equipment	2002	550,000	46,359
Computer Equipment Replacement & Update Technology	2006	500,000	6,393
Information Technology Study	2006	127,000	7,361
Computer Equipment Replacement & Update Technology	2007, 2007a, 2008a	420,273	6,378
Voice-Mail System Replacement	2007	93,839	2,742
Network Switches & PC Replacement	2008	805,000	21,686
Replace Financial, HR/Payroll Systems (Software)	2008	1,857,200	4,235
Replace Financial, HR/Payroll Systems (Hardware)	2008	200,000	2,814
Financial Systems Replacement	2009	3,520,000	1,711,086
Employee Timekeeper System/Scheduler	2010	165,000	165,000
Systems Upgrade and Network Management	2010	360,000	130,467
Tape Library and Computer Equipment	2010	76,000	76,000
		8,674,312	2,180,521
Highway			
Building Renovations	2009	40,000	15,742
Vehicle Replacement	2009	153,000	27,771
		193,000	43,513

Schedule F

Authorized Capital Projects

Open as of June 25, 2010

	<u>CIP Year*</u>	<u>Total Appropriations</u>	<u>Available Appropriations</u>
Highways/Bridges			
Bridge Reconstruction/Rehabilitation	2001	1,889,628	530,393
Hooper Road Bridge Reconstruction	2004	3,400,000	358,350
Lester Avenue Bridge Rehabilitation	2004	2,000,000	1,203,222
Airport Road Bridge Reconstruction	2005	2,500,000	625,851
Bevier St. Bridge Reconstruction - Design	2005, 2005a	765,000	39,936
Bridge Repair & Culvert Replacement/Reconstruction	2005	250,000	7,968
Colesville Rd./South St. Bridge Replacement/Rehab. - Design	2005	400,000	691
Bevier St. Bridge Reconstruction	2006, 2006A	7,810,000	716,070
East Windsor Road Bridges/Rogers Road	2006	600,000	600,000
South Street Bridge	2006	1,150,000	1,150,000
Bridge Reconstruction	2006	4,200,000	1,020,788
Highway Culverts & Bridges Repairs	2007	500,000	138,468
Colesville Rd. Bridge Replacement	2008	1,250,000	318,238
Nanticoke Drive Bridge Rehabilitation	2009	1,630,372	1,051,791
Vestal - Endicott Bridge Painting	2009	2,630,000	2,630,000
Unanticipated Bridge/Culvert Repairs	2010	300,000	300,000
		<u>31,275,000</u>	<u>10,691,766</u>
Highways/Roads			
Highway Reconstruction	2006, 2008a	1,961,670	11,139
Road Reconstruction	2006	6,100,000	3,440,972
Highway Reconstruction/Rehabilitation	2008	1,557,000	199,155
Hooper Road Turning Lane and Signal	2009	450,000	357,250
2nd Street, Deposit, Drainage	2009	650,000	405,616
Highway Reconstruction/Rehabilitation	2009, 2009a	2,350,000	75,530
Highway Reconstruction/Rehabilitation	2010	2,225,000	1,797,479
		<u>15,293,670</u>	<u>6,287,141</u>
Library			
Improvement and Renovations	2009, 2009a	50,000	16,443

Schedule F

Authorized Capital Projects

Open as of June 25, 2010

	<u>CIP Year*</u>	<u>Total Appropriations</u>	<u>Available Appropriations</u>
Parks & Recreation			
Parks Playground Equipment & Shelters	2005	150,000	893
Otsiningo Picnic Shelter No. 2	2006	50,000	50,000
Dorchester Park Walkway/Bikeway	2007	521,170	29,204
Equipment Replacement	2006	62,573	6,852
Equipment Replacement	2007	20,000	2,402
Equipment Replacement	2008	75,000	75,000
Park Facilities Repairs and Renovations	2009	40,000	3,446
Surface Rehabilitation	2010	75,000	75,000
Park Facilities Repairs and Renovations	2010	50,000	50,000
Vehicle Replacement	2010	50,000	50,000
		<u>1,093,743</u>	<u>342,797</u>
Public Transportation			
Telephone IVR System	2003	100,000	2,718
Transit Coach Replacement	2004, 2007a	3,310,000	143,263
Transit Fleet Additions	2005	834,000	183,752
Intermodal Transit Terminal	2006, 2009a, 2010a	14,106,000	829,619
5 - 24 Passenger Buses	2008	700,000	59,471
Building Renovations	2008	175,000	1,101
Purchase of up to 10 Transit buses plus 4 Hybrid Cutaway Buses	2009, 2009a	4,051,619	3,655,039
		<u>23,276,619</u>	<u>4,874,963</u>

Schedule F

Authorized Capital Projects

Open as of June 25, 2010

	<u>CIP Year*</u>	<u>Total Appropriations</u>	<u>Available Appropriations</u>
Public Works			
Federal EPA Oil Spill Compliance	2004	175,000	14
COB - Parking Area Repairs - Design Phase	2005, 2006a	456,000	329,706
New/Reconstruction Of Justice Building	2006, 2007a	17,154,818	62,387
Watershed Annual Maintenance	2007	75,000	21,291
County Office Building - Parking Area	2007	4,600,000	4,546,012
Petroleum Bulk Storage Regulation Compliance	2007	100,000	51,194
Upgrade Watershed Dam 23 (Savin-2)	2008	1,000,000	1,000,000
Watershed Regulatory Compliance Part 1	2008	150,000	18,482
County Buildings Renovations	2008	150,000	5,827
Petroleum Bulk Storage	2008	250,000	250,000
Public Safety Facility Repairs/Renovations	2008	75,000	7,757
Replace Oil-water Separator at Fleet	2009	70,000	70,000
External Building Repairs - Front Street	2009	50,000	37,992
Security at George Harvey Justice Building	2009	60,800	3,474
Watershed Regulatory Compliance	2010	225,000	225,000
Courthouse Air Handler Replacement	2010	300,000	300,000
Systematic Roof Replacement at County	2010	100,000	100,000
Upgrade of Court Access Control System	2010	200,000	200,000
Purchase of Portable Command Center	2010	25,000	25,000
		<u>25,216,618</u>	<u>7,254,136</u>
Road Machinery			
Highway Equipment Replacement	2007	350,000	3,507
Highway Equipment Replacement	2008	915,000	18
Highway Equipment Replacement	2010	1,005,000	1,005,000
		<u>2,270,000</u>	<u>1,008,525</u>
Sheriff			
Vehicle Replacement	2009	200,000	20
Vehicle Replacement	2010	200,000	1,346
		<u>400,000</u>	<u>1,366</u>
Social Services			
Electronic Document Management System	2005	470,000	93,583

Schedule F

Authorized Capital Projects

Open as of June 25, 2010

	<u>CIP Year*</u>	<u>Total Appropriations</u>	<u>Available Appropriations</u>
Solid Waste			
Landfill Property Acquisition	1996	734,000	101,130
Landfill New Construction	2001	9,088,000	437,413
Partial Landfill Closure II & III	2002	3,559,600	1,485,472
Landfill Maintenance Building Modification	2005	50,000	41,569
Leachate Treatment Plant Outfall	2006	3,080,000	2,889,086
Design Section III Closure	2008	275,000	45,000
Scale House Road and Facility	2008	2,000,000	497,549
Solid Waste Management Plan Update	2008	250,000	7,015
Landfill Road Reconstruction	2008	2,500,000	100,000
Colesville Landfill Remediation (Part 2)	2009	225,000	84,651
Construction of Section II & III Closure	2009	2,000,000	2,000,000
Landfill Equipment	2009	1,354,000	1,354,000
Colesville Landfill Remediation	2010	250,000	250,000
Landfill Equipment	2010	350,000	350,000
Design/Construction Review - Section IV, Cells II & III	2010	350,000	350,000
		<u>26,065,600</u>	<u>9,992,885</u>
Willow Point Nursing Facility			
WPNF Resident Room Renovation	1996,96a	2,805,000	256,181
WPNH Building Feasibility Study	2001	158,000	16,804
WPNH Generator Replacement	2004	150,000	48,549
Bathing Toileting Suite Renovations	2005	250,000	184,641
Nurses Stations Renovations	2005	150,000	52,164
Med. Room Renovation	2005	150,000	146,373
New 380 Bed Facility	2006	55,933,113	55,630,732
New Electrical Beds	2006	250,000	2,672
Resident Contained Smoking Area	2006	100,000	61,864
HVAC Repairs	2008	125,000	24,666
Kiosk Stations	2008	80,000	4,796
WPNH Renovations And Repairs	2008	195,000	2,533
HVAC Replacement/Repairs	2009	125,000	121,368
Therapy Module - Software & Hardware	2009	26,930	11,945
Building Improvements	2009	92,000	53,942
Replacement of Equipmment/Furnishings	2010	124,900	124,900
		<u>60,714,943</u>	<u>56,744,130</u>

* Project amendment or change indicated in this column by an additional entry or by an "a" suffix.

Schedule G

DEBT STATEMENT SUMMARY

Summary of Indebtedness, Debt Limit and Net Debt - Contracting Margin, as of 07/12/10.

Five-Year Average Full Valuation		\$ 8,070,864,061
Debt Limit - 7% thereof		564,960,484
Bonds	91,941,100	
Certificates of Participation	<u>16,145,000</u>	
Total Net Indebtedness Subject to Debt Limit		<u>108,086,100</u>
Net Debt-Contracting Margin		<u>\$ 456,874,384</u>
The percent of debt contracting power exhausted is		<u>19.13%</u>

Note: Certificates of Participation are included but are not mandatory in the calculation of the margin.

Schedule 1

Community College Debt Liability and Payment History
By Year, Issue and Project

	January 1 Begin Liab Prin Bal	Pay Date Principal Payment	Pay Date 1st Int Pay	Pay Date 2nd Int Pay	December 31 End Liab Prin Bal
2010					
2002 Issue (Matures 2019)		03/01	03/01	09/01	
Student Activities/Athletic Facility	\$ 2,443,842	\$ 201,372	\$ 54,596	\$ 50,568	2,242,470
Total 2002 Issue	2,443,842	201,372	54,596	50,568	2,242,470
2005 Issue (Matures 2017)		04/15	04/15	10/15	
Student Activities/Athletic Facility	\$ 254,577	\$ 27,348	\$ 4,905	\$ 4,392	227,229
Roof Replacement Phase I	239,903	25,772	4,622	4,139	214,131
Original Boiler Replacement Phase I	152,806	16,415	2,944	2,636	136,391
Total 2005 Issue	647,286	69,535	12,471	11,167	577,751
2010 Issue (Matures 2021)		04/15	04/15	10/15	
Technology Initiative	-	\$ -	\$ -	\$ 538	25,613
Update Master Plan	-	-	-	89	4,224
Wales Building Renovation	-	-	-	1,701	80,979
Original Boiler Replacement Phase II	-	-	-	6,214	295,755
Feasibility Study	-	-	-	361	17,184
Energy Management Improvements	-	-	-	1,495	71,141
Roof Replacement Phase II	-	-	-	7,426	353,417
West Gym Bleachers	-	-	-	1,877	89,356
Roadway and Lot Upgrades	-	-	-	921	43,819
Roof Replacement III	-	-	-	3,478	165,539
Science Building	-	-	-	3,593	171,015
09 Alms Building Demo & Site Restoration	-	-	-	3,225	153,510
10 Direct Digital Control	-	-	-	2,407	114,560
10 Natural Gas Piping Replacement	-	-	-	3,009	143,200
Total 2010 Issue	-	-	-	36,334	1,729,312
2010 Issue (Matures 2025)		04/15	04/15	10/15	
Technology Initiative	-	\$ -	\$ -	\$ 296	17,429
Update Master Plan	-	-	-	49	2,874
Wales Building Renovation	-	-	-	937	55,105
Original Boiler Replacement Phase II	-	-	-	3,422	201,256
Feasibility Study	-	-	-	199	11,693
Energy Management Improvements	-	-	-	823	48,411
Roof Replacement Phase II	-	-	-	4,090	240,493
West Gym Bleachers	-	-	-	1,034	60,805
Roadway and Lot Upgrades	-	-	-	507	29,818
Roof Replacement III	-	-	-	1,916	112,646
Science Building	-	-	-	1,979	116,372
09 Alms Building Demo & Site Restoration	-	-	-	1,776	104,461
10 Direct Digital Control	-	-	-	1,326	77,956
10 Natural Gas Piping Replacement	-	-	-	1,657	97,445
Total 2010 Issue	-	-	-	20,011	1,176,764
Total Serial Bonds	\$ 3,091,128	\$ 270,907	\$ 67,067	\$ 118,080	\$ 5,726,297

Schedule 1

**Community College Debt Liability and Payment History
By Year, Issue and Project**

	January 1 Begin Liab Prin Bal	Pay Date Principal Payment	Pay Date 1st Int Pay	Pay Date 2nd Int Pay	December 31 End Liab Prin Bal
2010 Continued					
04/09 Bond Anticipation Note (Matures 04/10)					
Technology Initiative	\$ 89,433	\$ 89,433 *	\$ 2,012		-
Update Master Plan	14,748	14,748 *	332		-
Wales Building Renovation	148,107	148,107 *	3,332		-
Original Boiler Replacement Phase II	74,667	74,667 *	1,680		-
Feasibility Study	40,000	40,000 *	900		-
Energy Management Improvements	165,600	165,600 *	3,726		-
Roof Replacement Phase II	60,000	60,000 *	1,350		-
West Gym Bleachers	208,000	208,000 *	4,680		-
Roadway and Lot Upgrades	85,000	85,000 *	1,913		-
Science Building	311,000	311,000 *	6,998		-
Total Bond Anticipation Notes	\$ 1,196,555	\$ 1,196,555 *	\$ 26,922	\$ -	\$ -
Total Serial Bonds and Bond Anticipation Notes	\$ 4,287,683	\$ 1,467,462	\$ 93,989	\$ 118,080	\$ 5,726,297

* Principal payment is comprised of budgeted principal payments, plus unbudgeted paydowns, plus remaining BAN proceeds reissued as serial bonds.

Schedule 1

Community College Debt Liability and Payment History
By Year, Issue and Project

	January 1 Begin Liab Prin Bal	Pay Date Principal Payment	Pay Date 1st Int Pay	Pay Date 2nd Int Pay	December 31 End Liab Prin Bal
2011					
2002 Issue (Matures 2019)		03/01	03/01	09/01	
Student Activities/Athletic Facility	\$ 2,242,470	\$ 209,928	\$ 50,568	\$ 46,370	2,032,542
Total 2002 Issue	2,242,470	209,928	50,568	46,370	2,032,542
2005 Issue (Matures 2017)		04/15	04/15	10/15	
Student Activities/Athletic Facility	\$ 227,229	\$ 28,517	\$ 4,392	\$ 3,858	198,712
Roof Replacement Phase I	214,131	26,874	4,139	3,635	187,257
Original Boiler Replacement Phase I	136,391	17,117	2,636	2,316	119,274
Total 2005 Issue	577,751	72,508	11,167	9,809	505,243
2010 Issue (Matures 2021)		04/15	04/15	10/15	
Technology Initiative	25,613	\$ 2,248	\$ 572	\$ 538	23,365
Update Master Plan	4,224	371	94	89	3,853
Wales Building Renovation	80,979	7,107	1,808	1,701	73,872
Original Boiler Replacement Phase II	295,755	25,956	6,603	6,214	269,799
Feasibility Study	17,184	1,508	384	361	15,676
Energy Management Improvements	71,141	6,243	1,588	1,495	64,898
Roof Replacement Phase II	353,417	31,017	7,891	7,426	322,400
West Gym Bleachers	89,356	7,842	1,995	1,877	81,514
Roadway and Lot Upgrades	43,819	3,846	978	921	39,973
Roof Replacement III	165,539	14,528	3,696	3,478	151,011
Science Building	171,015	15,009	3,818	3,593	156,006
09 Alms Building Demo & Site Restoration	153,510	13,472	3,427	3,225	140,038
10 Direct Digital Control	114,560	10,054	2,558	2,407	104,506
10 Natural Gas Piping Replacement	143,200	12,567	3,197	3,009	130,633
Total 2010 Issue	1,729,312	151,768	38,611	36,334	1,577,544

Schedule 1

**Community College Debt Liability and Payment History
By Year, Issue and Project**

	January 1 Begin Liab Prin Bal	Pay Date Principal Payment	Pay Date 1st Int Pay	Pay Date 2nd Int Pay	December 31 End Liab Prin Bal
2011 Continued					
2010 Issue (Matures 2025)		04/15	04/15	10/15	
Technology Initiative	17,429	\$ -	\$ 509	\$ 509	17,429
Update Master Plan	2,874	-	84	84	2,874
Wales Building Renovation	55,105	-	1,609	1,609	55,105
Original Boiler Replacement Phase II	201,256	-	5,876	5,876	201,256
Feasibility Study	11,693	-	341	341	11,693
Energy Management Improvements	48,411	-	1,413	1,413	48,411
Roof Replacement Phase II	240,493	-	7,021	7,021	240,493
West Gym Bleachers	60,805	-	1,775	1,775	60,805
Roadway and Lot Upgrades	29,818	-	871	871	29,818
Roof Replacement III	112,646	-	3,289	3,289	112,646
Science Building	116,372	-	3,397	3,397	116,372
09 Alms Building Demo & Site Restoration	104,461	-	3,050	3,050	104,461
10 Direct Digital Control	77,956	-	2,276	2,276	77,956
10 Natural Gas Piping Replacement	97,445	-	2,845	2,845	97,445
Total 2010 Issue	1,176,764	-	34,356	34,356	1,176,764
Total Serial Bonds	\$ 5,726,297	\$ 434,204	\$ 134,702	\$ 126,869	\$ 5,292,093

Schedule 2

Community College Debt Liability and Payment Schedule
By Fiscal Year, Issue and Project

BCC Fiscal Year: September 1 - August 31

	September 1 Begin Liab Prin Bal	Fall Pay Date 1st Int Pay	Spring Pay Date Principal Payment	Spring Pay Date 2nd Int Pay	August 31 End Liab Prin Bal
2009-2010					
		09/01	03/01	03/01	
2002 Issue (Matures 2019)					
Student Activities/Athletic Facility	\$ 2,443,842	\$ 54,596	\$ 201,372	\$ 54,596	\$ 2,242,470
Total 2002 Issue	2,443,842	54,596	201,372	54,596	2,242,470
		10/15	04/15	04/15	
2005 Issue (Matures 2017)					
Student Activities/Athletic Facility	\$ 254,577	\$ 4,905	\$ 27,348	\$ 4,905	\$ 227,229
Roof Replacement Phase I	239,903	4,622	25,772	4,622	214,131
Original Boiler Replacement Phase I	152,806	2,944	16,415	2,944	136,391
Total 2005 Issue	647,286	12,471	69,535	12,471	577,751
2010 Issue (Matures 2021)					
Technology Initiative	\$ -	\$ -	\$ -	\$ -	25,613
Update Master Plan	-	-	-	-	4,224
Wales Building Renovation	-	-	-	-	80,979
Original Boiler Replacement Phase II	-	-	-	-	295,755
Feasibility Study	-	-	-	-	17,184
Energy Management Improvements	-	-	-	-	71,141
Roof Replacement Phase II	-	-	-	-	353,417
West Gym Bleachers	-	-	-	-	89,356
Roadway and Lot Upgrades	-	-	-	-	43,819
Roof Replacement III	-	-	-	-	165,539
Science Building	-	-	-	-	171,015
09 Alms Building Demo & Site Restoration	-	-	-	-	153,510
10 Direct Digital Control	-	-	-	-	114,560
10 Natural Gas Piping Replacement	-	-	-	-	143,200
Total 2010 Issue	-	-	-	-	1,729,312

Schedule 2

**Community College Debt Liability and Payment Schedule
By Fiscal Year, Issue and Project**

BCC Fiscal Year: September 1 - August 31

	September 1 Begin Liab Prin Bal	Fall Pay Date 1st Int Pay	Spring Pay Date Principal Payment	Spring Pay Date 2nd Int Pay	August 31 End Liab Prin Bal
2009-2010 Continued					
2010 Issue (Matures 2025)					
Technology Initiative	\$ -	\$ -	\$ -	\$ -	17,429
Update Master Plan	-	-	-	-	2,874
Wales Building Renovation	-	-	-	-	55,105
Original Boiler Replacement Phase II	-	-	-	-	201,256
Feasibility Study	-	-	-	-	11,693
Energy Management Improvements	-	-	-	-	48,411
Roof Replacement Phase II	-	-	-	-	240,493
West Gym Bleachers	-	-	-	-	60,805
Roadway and Lot Upgrades	-	-	-	-	29,818
Roof Replacement III	-	-	-	-	112,646
Science Building	-	-	-	-	116,372
09 Alms Building Demo & Site Restoration	-	-	-	-	104,461
10 Direct Digital Control	-	-	-	-	77,956
10 Natural Gas Piping Replacement	-	-	-	-	97,445
Total 2010 Issue	-	-	-	-	1,176,764
Total Serial Bonds	\$ 3,091,128	\$ 67,067	\$ 270,907	\$ 67,067	\$ 5,726,297
04/08 Bond Anticipation Note (Matures 04/09) *			04/16/10	04/16/10	
Technology Initiative	\$ 89,433		\$ 89,433	\$ 2,012	\$ -
Update Master Plan	14,748		14,748	332	-
Wales Building Renovation	148,107		148,107	3,332	-
Original Boiler Replacement Phase II	74,667		74,667	1,680	-
Feasibility Study	40,000		40,000	900	-
Energy Management Improvements	165,600		165,600	3,726	-
Roof Replacement Phase II	60,000		60,000	1,350	-
West Gym Bleachers	208,000		208,000	4,680	-
Roadway and Lot Upgrades	85,000		85,000	1,913	-
Science Building	311,000		311,000	6,998	-
Total Bond Anticipation Notes	\$ 1,196,555		\$ 1,196,555	\$ 26,923	\$ -
Total Serial Bonds and Bond Anticipation Notes	\$ 4,287,683	\$ 67,067	\$ 1,467,462	\$ 93,990	\$ 5,726,297

*April 2009 BAN amounts represent current short-term borrowing.

There is no estimate made of additional need for borrowing, for these or other projects.

Schedule 2

Community College Debt Liability and Payment Schedule
By Fiscal Year, Issue and Project

BCC Fiscal Year: September 1 - August 31

	September 1 Begin Liab Prin Bal	Fall Pay Date 1st Int Pay	Spring Pay Date Principal Payment	Spring Pay Date 2nd Int Pay	August 31 End Liab Prin Bal
2010-2011		09/01	03/01	03/01	
2002 Issue (Matures 2019)					
Student Activities/Athletic Facility	\$ 2,242,470	\$ 50,568	\$ 209,928	\$ 50,568	\$ 2,032,542
Total 2002 Issue	2,242,470	50,568	209,928	50,568	2,032,542
		10/15	04/15	04/15	
2005 Issue (Matures 2017)					
Student Activities/Athletic Facility	\$ 227,229	\$ 4,392	\$ 28,517	\$ 4,392	\$ 198,712
Roof Replacement Phase I	214,131	4,139	26,874	4,139	187,257
Original Boiler Replacement Phase I	136,391	2,636	17,117	2,636	119,274
Total 2005 Issue	577,751	11,167	72,508	11,167	505,243
		10/15	04/15	04/15	
2010 Issue (Matures 2021)					
Technology Initiative	25,613	\$ 538	\$ 2,248	\$ 572	\$ 23,365
Update Master Plan	4,224	89	371	94	3,853
Wales Building Renovation	80,979	1,701	7,107	1,808	73,872
Original Boiler Replacement Phase II	295,755	6,214	25,956	6,603	269,799
Feasibility Study	17,184	361	1,508	384	15,676
Energy Management Improvements	71,141	1,495	6,243	1,588	64,898
Roof Replacement Phase II	353,417	7,426	31,017	7,891	322,400
West Gym Bleachers	89,356	1,877	7,842	1,995	81,514
Roadway and Lot Upgrades	43,819	921	3,846	978	39,973
Roof Replacement III	165,539	3,478	14,528	3,696	151,011
Science Building	171,015	3,593	15,009	3,818	156,006
09 Alms Building Demo & Site Restoration	153,510	3,225	13,472	3,427	140,038
10 Direct Digital Control	114,560	2,407	10,054	2,558	104,506
10 Natural Gas Piping Replacement	143,200	3,009	12,567	3,197	130,633
Total 2010 Issue	1,729,312	36,334	151,768	38,611	1,577,544

Schedule 2

**Community College Debt Liability and Payment Schedule
By Fiscal Year, Issue and Project**

BCC Fiscal Year: September 1 - August 31

	September 1 Begin Liab Prin Bal	Fall Pay Date 1st Int Pay	Spring Pay Date Principal Payment	Spring Pay Date 2nd Int Pay	August 31 End Liab Prin Bal
2010-2011 Continued					
2010 Issue (Matures 2025)					
Technology Initiative	17,429	\$ 296	\$ -	\$ 509	\$ 17,429
Update Master Plan	2,874	49	-	84	2,874
Wales Building Renovation	55,105	937	-	1,609	55,105
Original Boiler Replacement Phase II	201,256	3,422	-	5,876	201,256
Feasibility Study	11,693	199	-	341	11,693
Energy Management Improvements	48,411	823	-	1,413	48,411
Roof Replacement Phase II	240,493	4,090	-	7,021	240,493
West Gym Bleachers	60,805	1,034	-	1,775	60,805
Roadway and Lot Upgrades	29,818	507	-	871	29,818
Roof Replacement III	112,646	1,916	-	3,289	112,646
Science Building	116,372	1,979	-	3,397	116,372
09 Alms Building Demo & Site Restoration	104,461	1,776	-	3,050	104,461
10 Direct Digital Control	77,956	1,326	-	2,276	77,956
10 Natural Gas Piping Replacement	97,445	1,657	-	2,845	97,446
Total 2010 Issue	1,176,764	20,011	-	34,356	1,176,764
Total Serial Bonds	\$ 5,726,297	\$ 118,080	\$ 434,204	\$ 134,702	\$ 5,292,093

Schedule 3

**Statement of Community College
Authorized and Unborrowed Debt**
For Community College projects open as of June 25, 2010

Serial Bonds and Bond Anticipation Notes

	Authorizing Resolution	Total Debt Authorized	Debt Unborrowed
Update Master Plan	05-742	250,000	275
Wales Building Renovation	05-742	400,000	5,264
Original Boiler Replacement - Phase II	07-46	540,000	19,227
Feasibility Study	07-816	50,000	1,117
Energy Management Improvements	07-816	207,000	4,625
Roof Replacement Phase II	07-816	621,000	22,975
West Gym Bleachers	07-816	260,000	5,809
Roadway and Lot Upgrades	08-744	85,000	2,849
Roof Replacement III	08-744	600,000	321,761
Science Building	08-744	21,000,000	18,200,117
Alms Building Demolition	09-317	350,000	91,980
Direct Digital Control	10-35	465,000	272,467
Natural Gas Piping Replacement	10-35	500,000	259,309
		<u>\$25,328,000</u>	<u>\$19,207,775</u>

Schedule 4

Community College Authorized Capital Projects
Open as of June 25, 2010

	<u>CIP Year</u>	<u>Total Appropriations</u>	<u>Available Appropriations as of 06/25/10</u>
Roof Replacement - BCC	2002	408,000	67,452
Original Boiler Replacement Phase I	2005	415,800	2,800
Update Master Plan	2006	250,000	18,199
Wales Building Renovation	2006	400,000	171,024
Original Boiler Replacement Phase II	2007	540,000	53,854
Feasibility Study	2007	50,000	50,000
Energy Management Improvements	2008	207,000	207,000
Roof Replacement	2008	621,000	615,806
West Gym Bleachers	2008	260,000	123,303
Roadway and Lot Upgrades	2009	85,000	85,000
Roof Replacement III	2009	600,000	600,000
Science Building	2009	21,000,000	21,000,000
Alms Building Demolition	2009	350,000	88,385
Direct Digital Control	2010	465,000	465,000
Natural Gas Piping Replacement	2010	500,000	499,246
Total		<u><u>\$ 26,151,800</u></u>	<u><u>\$ 23,082,822</u></u>

SUPPLEMENTARY INFORMATION

<u>DEPARTMENT/DIVISION</u>	<u>PAGE</u>	<u>DEPARTMENT/DIVISION</u>	<u>PAGE</u>
Personnel Changes	497	County Fees	
Personnel Summary	501	Arena	519
Financial Summaries	504	Forum	520
Historical Tax Levy/Rate	513	Parks	521
Property Tax Levy By Municipality	515	En-Joie Golf	522
Property Tax Exemption Summary	517	Tax Collection	523
		County Clerk	524
		Common DMV	525
		Health Department	526
		Landfill Tip Fee	530
		Mental Health	531
		Office For Aging	532
		Planning (Mapping & Data)	533
		Sheriff	535
		Weights & Measures	536
		Miscellaneous	537
		Greater Binghamton Airport	
		Willow Point Nursing Home	
		Dog Shelter	
		Civil Service Exam	
		Real Property	
		Legislature	
		Library	
		Public Transportation	
		Public Defender	
		911 Emergency Services	
		Taxicab Fees	

PERSONNEL CHANGES

RECOMMENDED PERSONNEL CHANGES

#	Department	Department	Account	Title	Grade/ Union	Action	Reason	Savings
1	Arena	39010008	6001000	1 Arena Maintenance Superintendent	19 BAPA	Unfund	Create Savings	\$ 90,600
2	Audit	01010001	6001000	3 Accounts Payable Auditors	15 CSEA	Abolish	Create Savings	\$ 64,535
3	Audit	01010001	6001000	2 Internal Auditors/ Trainees	19 CSEA	Create	Efficiency	
4	Audit-Weights & Measures	01020001	6001000	1 Weights & Measures Inspector	15 CSEA	Abolish	Create Savings	\$ 53,362
5	Central Foods	02010001	6001000	1 Food Service Manager	14 BAPA	unfund to abolish	Create Savings	\$ -
6	Central Foods	02010001	6001000	1 Sr. Food Service Director	21 ADMIN	unfund to abolish	Create Savings	\$ -
7	County Clerk	04010001	6001000	1 Index Clerk	8 CSEA	Abolish	Create Savings	\$ 40,241
8	County Clerk	04010001	6001001 (PT)	1 Clerk	6 CSEA	Abolish	Create Savings	\$ 14,343
9	County Clerk	04020001	6001001 (PT)	3 Motor Vehicle Clerk	8 CSEA	Abolish	Create Savings	\$ 52,300
10	County Clerk	04030001	6001000	1 Records Clerk	7 CSEA	Abolish	Create Savings	\$ 38,374
11	County Clerk	04030001	6001000	1 Clerk	6 CSEA	Abolish	Create Savings	\$ 39,153
12	County Executive	05000001	6001000	1 Secretary to Dir of Budget & Research	14 ADMIN	Abolish	Create Savings	\$ 54,689
13	County Executive	05000001	6001000	1 Director of Budget & Research	J ADMIN	Abolish	Efficiency	\$ 122,855
14	County Executive	05000001	6001000	1 Deputy Director of Budget & Research	C ADMIN	Abolish	Efficiency	\$ 91,718
15	District Attorney	06000001	6001000	1 Keyboard Specialist	8 CSEA	Abolish	Create Savings	\$ 44,678
16	DPW-Fleet Management	09000001	6001000	1 Head Automotive Mechanic	17 CSEA	Unfund	Create Savings	\$ 70,722
17	DPW-Bldgs/Grounds	15020101	6001000	1 Custodial Worker	AFSCME	Unfund	Create Savings	\$ 45,099
18	DPW-Bldgs/Grounds	15020101	6001000	1 Stationary Engineer	AFSCME	unfund to abolish	Create Savings	\$ -
19	DPW-Bldgs/Grounds	15020101	6001000	1 Sr Maintenance Mechanic	AFSCME	Abolish	Create Savings	\$ 51,953
20	DPW-Bldgs/Grounds	15020101	6001000	1 Sr Maintenance Mechanic	AFSCME	Upgrade to Electrician	Efficiency	
21	DPW-Engineering	15030001	6001000	2 Engineer I	21 CSEA	Unfund	Create Savings	\$ 145,364
22	DPW-Highway	29010205	6001000	2 Laborer	AFSCME	Unfund	Create Savings	\$ 87,041
23	DPW-Highway	30020305	6001000	1 Equipment Mechanic I	AFSCME	Unfund	Create Savings	\$ 56,406
24	DPW-Highway	30020305	6001000	1 Officer Manager	AFSCME	unfund to abolish	Create Savings	\$ -
25	DPW-Security	22000103	6001000	1 Kennel Person	7 CSEA	unfund to abolish	Create Savings	\$ -
26	DPW-Security	22000203	6001000	2 Security Officer II	12 CSEA	Abolish	Create Savings	\$ 99,742
27	DPW-Security	22000203	6001000	1 Administrative Manager of Security	23 ADMIN	Unfund	Create Savings	\$ 69,802
28	DSS	35010006	6001000	1 Senior Account Clerk	9 CSEA	Abolish	Create Savings	\$ 42,393
29	DSS	35010006	6001000	1 Senior Clerk	8 CSEA	Abolish	Create Savings	\$ 40,917
30	DSS	35030006	6001000	1 Quality Control Coordinator	17 CSEA	Abolish	Create Savings	\$ 57,888
31	DSS	35030006	6001000	2 Caseworker/Trainee	16/14 CSEA	Abolish	Create Savings	\$ 111,102
32	DSS	35050006	6001000	2 Case Supervisor Grade B	20 CSEA	Abolish	Create Savings	\$ 131,222
33	DSS	35050006	6001000	2 Senior Caseworker	18 CSEA	Abolish	Create Savings	\$ 120,694
34	DSS	35050006	6001000	7 Caseworker/Trainee	16/14 CSEA	Abolish	Create Savings	\$ 388,857
35	DSS	35050006	6001000	1 Keyboard Specialist	8 CSEA	Abolish	Create Savings	\$ 40,917
36	Emergency Services	20010003	6001000	2 Emergency Services Dispatcher	14 CSEA	Abolish	Create Savings	\$ 105,926
37	Finance	08000001	6001000	1 Account Clerk	7 CSEA	Abolish	Create Savings	\$ 41,397
38	Finance	08000001	6001000	1 Commissioner of Finance	J ADMIN	Abolish	Create Savings	\$ 113,627
39	Finance	08000001	6001000	1 Deputy Commissioner of Finance	F ADMIN	Abolish	Create Savings	\$ 95,504
40	Finance	08000001	6001000	1 Treasury Manager	23 BAPA	Move to Office Management & Budget	Efficiency	
41	Finance	08000001	6001000	1 Senior Financial Analyst	21 BAPA	Move to Office Management & Budget	Efficiency	

RECOMMENDED PERSONNEL CHANGES

#	Department	Department	Account	Title	Grade/ Union	Action	Reason	Savings
42	Finance	08000001	6001000	1 Treasury Associate	19 BAPA	Move to Office Management & Budget	Efficiency	
43	Finance	08000001	6001000	1 Payroll Supervisor	19 CSEA	Move to Office Management & Budget	Efficiency	
44	Finance	08000001	6001000	1 Financial Analyst	19 CSEA	Move to Office Management & Budget	Efficiency	
45	Finance	08000001	6001000	1 Accountant County	16 CSEA	Move to Office Management & Budget	Efficiency	
46	Finance	08000001	6001000	3 Treasury Clerk	14 CSEA	Move to Office Management & Budget	Efficiency	
47	Finance	08000001	6001000	1 Data Machine Operator	8 CSEA	Move to Office Management & Budget	Efficiency	
48	Health	25010004	6001000	1 Deputy Director of Public Health	E ADMIN	Unfund	Create Savings	\$ 96,392
49	Health	25010004	6001000	1 Supervising Public Health Educator	21 BAPA	moved to grant	Create Savings	\$ 70,684
50	Health	25020004	6001000	1 Medical Assistant	11 CSEA	Abolish	Create Savings	\$ 50,461
51	Health	25040004	6001000	1 EMS Officer downgrade to PT	11 CSEA	Downgrade FT to PT	Create Savings	\$ 17,960
52	Health	25050004	6001000	1 Public Health Sanitarian	17 CSEA	Abolish	Create Savings	\$ 57,888
53	Health	25050004	6001000	1 Public Health Sanitarian	17 CSEA	Downgrade to Public Health Technician 14 CSEA	Create Savings	\$ 5,300
54	Health	25060004	6001001 (PT)	1 WIC Nutrition Services Director	21 BAPA	Abolish	Create Savings	\$ 18,607
55	Health	25060004	6001001 (PT)	1 Supervising Public Health Nurse	20 BAPA	Create	Efficiency	
56	Information Technology	10010001	6001000	1 Offset Duplicating Machine Operator	11 CSEA	Abolish	Create Savings	\$ 52,835
57	Information Technology	10010001	6001000	1 Senior Account Clerk	9 CSEA	Abolish	Create Savings	\$ 35,646
58	Information Technology	10020001	6001000	1 Computer Hardware Tech/Trainee	20/18 CSEA	Abolish	Create Savings	\$ 58,529
59	Law	11010001	6001000	1 Keyboard Specialist	9 ADMIN	Abolish	Create Savings	\$ 55,240
60	Library	40000008	6001000	1 Keyboard Specialist	8 CSEA	Abolish	Create Savings	\$ 44,609
61	Library	40000008	6001000	1 Principal Library Clerk	12 CSEA	Abolish	Create Savings	\$ 63,854
62	Library	40000008	6001001 (PT)	1 Library Clerk	6 CSEA	Abolish	Create Savings	\$ 9,654
63	Library	40000008	6001000	1 Custodial Supervisor	11 CSEA	Abolish	Create Savings	\$ 61,288
64	Library	40000008	6001001 (PT)	1 Librarian I	16 CSEA	Abolish	Create Savings	\$ 61,806
65	Library	40000008	6001001 (PT)	2 Custodial worker	6 CSEA	Create	Efficiency	
66	Mental Health	26000004	6001000	1 Clinical Social Worker	21 CSEA	Abolish	Create Savings	\$ 68,464
67	Mental Health	26000004	6001000	1 Caseworker	16 CSEA	Abolish	Create Savings	\$ 61,979
68	Mental Health	26000004	6001000	1 Secretary	13 CSEA	Abolish	Create Savings	\$ 49,329
69	Mental Health	26000004	6001000	1 Keyboard Specialist	8 CSEA	Abolish	Create Savings	\$ 40,127
70	Office For Aging	34010006	6001000	1 Senior Account Clerk downgrade to PT	9 CSEA	Downgrade FT to PT	Create Savings	\$ 21,004
71	Office For Aging	34010006	6001000	1 Secretary	13 CSEA	Unfund	Create Savings	\$ 95,575
72	Office For Aging	34010006	6001000	1 Aging Services Representative	20 BAPA	Unfund	Create Savings	\$ 45,664
73	Office of Management & Budget	45010001	6001000	1 Director of the Office of Mgt and Budget	K ADMIN	Create	Efficiency	
74	Office of Management & Budget	45010001	6001000	1 Deputy Director of OMB -Treasury	F ADMIN	Create	Efficiency	
75	Office of Management & Budget	45010001	6001000	1 Deputy Director of OMB-Accounting	F ADMIN	Create	Efficiency	
76	Office of Management & Budget	45010001	6001000	1 Deputy Director of OMB-Budget	D ADMIN	Create	Efficiency	
77	Parks	43010008	6001000	1 Sr. Account Clerk	9 CSEA	Abolish	Create Savings	\$ 42,392
78	Parks	43010008	6001000	1 Director of Recreation	C ADMIN	Abolish	Create Savings	\$ 91,264

RECOMMENDED PERSONNEL CHANGES

#	Department	Department	Account	Title	Grade/ Union	Action	Reason	Savings
79	Parks	43030008	6001000	2 Park Manager	AFSCME	Abolish	Create Savings	\$ 143,770
80	Parks	43030008	6001000	1 Senior Park Technician	AFSCME	Abolish	Create Savings	\$ 52,648
81	Parks	43030008	6001000	1 MEO III	AFSCME	Abolish	Create Savings	\$ 58,159
82	Parks	43020008	6001000	1 Naturalist	14 CSEA	Abolish	Create Savings	\$ 74,102
83	Parks	43030008	6001000	1 Park Technician	AFSCME	Abolish	Create Savings	\$ 53,914
84	Personnel	13000001	6001000	1 Equal Opportunity Compliance Officer	18 ADMIN	Abolish	Create Savings	\$ 66,274
85	Personnel	13000001	6001000	1 Sr. Personnel Associate	18 ADMIN	Abolish	Create Savings	\$ 61,007
86	Planning	37000007	6001000	1 Sr. Environmental Planner	21 CSEA	Abolish	Create Savings	\$ 88,510
87	Planning	37000007	6001000	1 Planner upgrade to Senior Planner	21 CSEA	Upgrade	Efficiency	
88	Planning	37000007	6001000	1 Environmental Analyst	14 CSEA	unfund to abolish	Create Savings	\$ -
89	Planning	37000007	6001000	1 Economic Development Planner	20 CSEA	Abolish	Create Savings	\$ 65,611
90	Probation	21010003	6001000	1 Account Clerk	7 CSEA	unfund to abolish	Create Savings	\$ -
91	Probation	21010003	6001000	1 Keyboard Specialist	8 CSEA	unfund to abolish	Create Savings	\$ -
92	Probation	21010003	6001000	1 Sr. Probation Officer downgrade to PO	19 CSEA	Downgrade to PO	Create Savings	\$ 5,018
93	Public Defender	14000001	6001000	1 Keyboard Specialist	8 CSEA	Abolish	Create Savings	\$ 55,119
94	Sheriff	23010003	6001000	1 Inmate Records Clerk	10 CSEA	Abolish	Create Savings	\$ 46,198
95	Sheriff	23020303	6001000	1 Deputy Sheriff Sergeant	AFSCME	Abolish	Create Savings	\$ 92,654
96	Sheriff	23020303	6001000	2 Deputy Sheriff	AFSCME	Abolish	Create Savings	\$ 137,258
97	Sheriff	23020303	6001000	1 Keyboard Specialist	8 CSEA	Abolish	Create Savings	\$ 40,916
98	Sheriff	23020403	6001000	1 Stenographic Specialist to PT	8 CSEA	Downgrade FT to PT	Create Savings	\$ 23,733
99	STOP-DWI	24010003	6001000	1 STOP DWI Program Manager	17 CSEA	Abolish	Create Savings	\$ 50,920
100	Transit	31010105	6001000	6 Coach Operators	ATU	Abolish	Create Savings	\$ 431,747
101	Transit	31010105	6001001 (PT)	1 Coach Operator	ATU	Abolish	Create Savings	\$ 41,032
102	Veterans	36000006	6001000	1 Secretary	13 CSEA	Abolish	Create Savings	\$ 55,043
103	WPNH	27030204	6001000	1 Custodial Worker	6 CSEA	Abolish	Create Savings	\$ 38,428
104	WPNH	27030204	6001000	2 Laundry Worker	6 CSEA	Abolish	Create Savings	\$ 94,876
105	WPNH	27050104	6001000	2 Food Service Helper	5 CSEA	Abolish	Create Savings	\$ 87,612
106	WPNH	27050104	6001001 (PT)	2 Food Service Helper	5 CSEA	Abolish	Create Savings	\$ 27,229
107	WPNH	27060104	6001000	2 RPN(WPNH)/LPN	14/10 CSEA	Abolish	Create Savings	\$ 118,978
108	WPNH	27060104	6001000	10 Cert Nursing Assistant	6 CSEA	Abolish	Create Savings	\$ 471,177
109	WPNH	27060104	6001001 (PT)	1 RPN(WPNH)/LPN	14/10 CSEA	Abolish	Create Savings	\$ 27,482
110	WPNH	27060104	6001001 (PT)	9 Cert Nursing Assistant	6 CSEA	Abolish	Create Savings	\$ 197,987
111	WPNH	27060104	6001000	1 Stores Clerk	10 CSEA	Abolish	Create Savings	\$ 48,158
112	WPNH	27070104	6001001 (PT)	1 Leisure Time Activities Leader	7 CSEA	Abolish	Create Savings	\$ 16,585
113	WPNH	27070104	6001000	1 Social Work Assistant	14 CSEA	Abolish	Create Savings	\$ 69,803

PERSONNEL SUMMARY

2011 PERSONNEL SERVICES SUMMARY

	2009 ACTUALS		CURRENT THRU SEPTEMBER 1, 2010		2011 REQUESTED		2011 RECOMMENDED	
	FULL TIME	PART TIME	FULL TIME	PART TIME	FULL TIME	PART TIME	FULL TIME	PART TIME
GENERAL FUND								
LEGISLATURE	4	19	4	19	4	19	4	19
EXECUTIVE	10	0	10	0	7	0	7	0
COUNTY CLERK	30	11	30	11	27	7	27	7
DISTRICT ATTORNEY	29	0	29	0	29	0	28	0
AUDIT AND CONTROL	11	1	11	1	9	1	9	1
CORONERS	0	4	0	4	0	4	0	4
ELECTIONS	6	2	6	2	6	2	6	2
OFFICE OF MANAGEMENT & BUDGET	0	0	0	0	14	0	14	0
FINANCE	13	0	13	0	0	0	0	0
INFORMATION TECHNOLOGY	36	1	35	1	33	1	32	1
LAW (COUNTY ATTORNEY)	23	0	23	0	22	0	22	0
PERSONNEL	13	1	13	1	11	1	11	1
PUBLIC DEFENDER	21	0	21	0	21	0	20	0
PUBLIC WORKS (INCLUDING SECURITY)	101	7	107	10	103	10	102	10
PURCHASING	5	0	5	0	5	0	5	0
REAL PROPERTY TAX SERVICES	10	0	10	0	10	0	10	0
SHERIFF	237	2	237	2	238	3	231	3
EMERGENCY SERVICES	47	0	47	0	45	0	45	0
PROBATION	51	1	51	1	49	1	49	1
STOP DWI	3	0	3	0	2	0	2	0
HEALTH	57	17	57	18	54	19	53	19
MENTAL HEALTH	39	16	39	16	35	16	35	16
AGING, OFFICE FOR THE (OFA)	9	1	9	1	8	2	8	2
COMMUNITY ALTERNATIVE SYS. AGENCY (CASA)	26	1	26	1	26	1	26	1
SOCIAL SERVICES	279	2	279	2	263	2	262	2
VETERANS' SERVICES	2	0	2	0	1	0	1	0
PLANNING & ECONOMIC DEVELOPMENT	10	0	9	0	6	0	6	0
PARKS & RECREATION	33	0	33	0	26	0	25	0
YOUTH BUREAU	2	0	1	0	1	0	1	0
GENERAL FUND TOTAL	1,107	86	1,110	90	1,055	89	1,041	89

2011 PERSONNEL SERVICES SUMMARY

	2009 ACTUALS		CURRENT THRU SEPTEMBER 1, 2010		2011 REQUESTED		2011 RECOMMENDED	
	FULL TIME	PART TIME	FULL TIME	PART TIME	FULL TIME	PART TIME	FULL TIME	PART TIME
ENTERPRISE FUND								
AVIATION	21	3	21	3	21	3	21	3
PUBLIC TRANSPORTATION (TRANSIT)	84	27	84	27	78	26	78	26
SOLID WASTE MANAGEMENT	22	0	22	0	22	0	22	0
WILLOW POINT NURSING HOME	350	155	346	136	327	123	327	123
ENTERPRISE FUND TOTAL	477	185	473	166	448	152	448	152
INTERNAL SERVICES FUND								
CENTRAL FOOD & NUTRITION SERVICES	25	20	25	20	23	20	23	20
PUBLIC WORKS/FLEET MANAGEMENT	4	0	4	0	4	0	4	0
RISK & INSURANCE	6	0	6	0	6	0	6	0
INTERNAL SERVICES FUND TOTAL	35	20	35	20	33	20	33	20
SPECIAL REVENUE FUND								
LIBRARY	26	13	24	12	21	12	21	12
PUBLIC WORKS/HIGHWAYS	75	0	75	0	74	0	74	0
PARKS & RECREATION/VETERAN'S ARENA	6	4	6	4	6	4	6	4
PARKS & RECREATION/EN-JOIE GOLF COURSE	2	0	2	0	2	0	2	0
SPECIAL REVENUE FUND TOTAL	109	17	107	16	103	16	103	16
	1,728	308	1,725	292	1,639	277	1,625	277
TOTAL HEAD COUNT	2,036		2,017		1,916		1,902	

FINANCIAL SUMMARIES

Report : BP060
 Type : EXPENSE

Broome County Government
Appropriation by Character

<u>Character</u>	<u>Character Title</u>	2009	2010	2010	2011	2011
		<u>Actuals</u>	<u>Budget</u>	<u>Actuals as of</u> <u>8/31/2010</u>	<u>Budget</u> <u>Requested</u>	<u>Budget</u> <u>Recommended</u>
0000010	Personal Service	85,701,609	84,158,481	49,499,197	81,930,856	80,694,566
0000020	Equipment and Capital Outlay	568,066	479,338	405,340	209,663	174,663
0000040	Contractual Expenditures	178,744,802	189,105,432	117,159,661	196,493,304	195,003,755
0000041	Chargeback Expenses	14,856,348	16,928,607	5,727,614	15,957,759	15,957,759
0000042	Depreciation	661,994	0	0	0	0
0000060	Principal on Indebtedness	5,473,440	10,063,231	6,087,418	7,292,500	7,292,500
0000070	Interest on Indebtedness	4,254,752	3,761,055	1,953,780	5,226,033	5,226,033
0000080	Employee Benefits	40,735,497	43,978,911	21,024,049	48,206,531	47,620,528
0000090	Transfers	16,835,864	17,420,134	13,004,188	14,491,499	14,708,654
		<u>347,832,372</u>	<u>365,895,189</u>	<u>214,861,247</u>	<u>369,808,145</u>	<u>366,678,458</u>

Report : BP160

Type : REVENUE

Broome County Government

Revenue by Character

<u>Character</u>	<u>Character Title</u>	2009	2010	2010	2011	2011
		<u>Actuals</u>	<u>Budget</u>	<u>Actuals as of</u> <u>8/31/2010</u>	<u>Budget</u> <u>Requested</u>	<u>Budget</u> <u>Recommended</u>
0000001	Tax Items	129,719,536	137,365,838	102,334,164	149,474,038	149,474,038
0000002	Departmental Income	103,646,627	117,979,004	60,259,507	110,831,599	110,842,948
0000003	Use of Money	633,136	1,379,290	257,016	888,065	888,065
0000004	Licenses and Permits	47,368	39,020	79,942	68,860	68,860
0000005	Fines and Forfeitures	399,237	464,500	171,770	448,500	448,500
0000006	Sale of Prop and Comp for Loss	216,450	148,602	29,898	165,269	165,269
0000007	Misc Interfund Revenues	28,104,770	24,646,889	14,238,695	22,558,225	22,558,225
0000008	State Aid	35,288,829	37,116,502	14,961,706	37,545,090	37,602,789
0000009	Federal Aid	42,536,576	41,482,184	12,857,475	43,431,211	43,188,464
		<u>340,592,529</u>	<u>360,621,829</u>	<u>205,190,173</u>	<u>365,410,857</u>	<u>365,237,158</u>

Report ID: BCBP064

Broome County Government
APPROPRIATION SUMMARY BY DEPARTMENT

DEPARTMENT	DEPARTMENT TITLE	2009	2010	2010	2011	2011
		ACTUALS	BUDGET	YTD ACTUALS AS OF 08/31/2010	BUDGET REQUESTED	BUDGET RECOMMENDED
01	Audit and Control	3,723,689	3,434,449	2,304,406	3,343,219	3,340,219
02	Central Foods	4,437,258	4,558,890	2,322,238	4,529,735	4,528,735
03	Coroners	332,509	342,897	192,434	348,699	344,699
04	County Clerk	2,099,528	2,312,901	1,304,293	2,198,534	2,198,534
05	County Executive	999,559	1,024,628	550,080	786,529	782,029
06	District Attorney	2,710,651	2,838,637	1,656,910	2,909,288	2,860,321
07	Elections	1,079,324	1,468,018	532,418	1,358,856	1,260,116
08	Finance	859,195	999,294	550,066	0	0
09	Fleet Management	845,946	1,141,120	541,082	899,040	896,040
10	Information Technology	4,896,258	5,456,349	3,356,403	5,370,722	5,327,987
11	Law	2,004,009	2,270,970	1,231,883	2,267,153	2,267,153
12	Legislative	699,831	747,596	383,502	744,860	738,640
13	Personnel	892,869	918,537	478,288	836,256	832,556
14	Public Defender	1,885,042	2,057,259	1,133,061	2,080,020	2,043,160
15	Public Works	7,827,823	7,536,772	3,964,191	7,119,484	7,061,572
16	Purchasing	275,402	290,068	160,980	292,550	292,550
17	Real Property Tax Services	941,452	1,034,043	538,033	962,363	962,363
18	Risk and Insurance	41,169,568	48,140,481	25,323,783	49,021,284	49,015,638
20	Emergency Services	3,802,874	4,139,825	2,291,695	3,990,492	3,987,692
21	Probation	3,977,759	4,197,114	2,205,349	4,330,761	4,330,761
22	Security	3,364,372	4,139,362	2,207,079	4,172,472	4,100,070
23	Sheriff	26,814,583	28,871,341	16,672,850	30,937,049	30,067,093
24	STOP DWI	392,490	482,518	222,859	406,000	406,000
25	Health	16,028,812	16,584,495	7,346,610	16,654,090	16,424,956
26	Mental Health	4,465,872	4,788,901	2,369,867	4,696,942	4,687,212
27	Willow Point	30,096,556	30,718,501	14,397,069	30,011,165	30,011,115
28	Aviation	3,567,384	3,888,935	1,852,294	3,835,980	3,822,280
29	Highway	10,157,014	9,682,956	6,460,712	9,594,330	9,593,745
30	Road Machinery	1,984,570	2,414,523	1,285,814	2,172,293	2,171,853
31	Public Transportation	11,402,311	12,179,556	6,044,320	12,167,971	11,879,633
32	CASA	1,904,440	2,105,231	987,078	2,193,017	2,188,927
34	Office for Aging	1,969,306	1,871,500	346,886	1,835,308	1,751,687
35	Social Services	105,541,166	113,016,616	69,023,333	119,053,994	118,580,400
36	Veterans Services	310,549	328,263	201,026	276,711	273,461
37	Planning and Econ Development	780,094	902,177	408,054	749,910	744,970
38	Solid Waste Management	11,426,412	12,949,878	3,244,944	9,006,078	8,996,973
39	Arena	1,750,726	2,045,986	1,334,857	1,697,951	1,697,951
40	County Library	2,448,674	2,536,252	1,195,361	2,467,369	2,467,369
41	En Joie Golf Course	881,496	864,369	646,778	925,196	924,696
42	Forum	230,963	214,228	122,833	200,242	200,242
43	Parks and Recreation	2,985,707	3,079,337	1,704,444	2,796,727	2,701,697
44	Youth Bureau	816,315	334,538	43,649	284,400	283,450
45	Office of Management & Budget	0	0	0	1,230,764	1,229,964
90	Special Objects	9,615,388	-1,195,982	8,443,529	1,675,890	1,025,498
91	Debt Service (General Fund)	3,890,532	5,177,672	4,273,718	4,629,687	4,629,687
92	Interfund Transfers	9,546,094	13,004,188	13,004,188	12,746,764	12,746,764
		347,832,372	365,895,189	214,861,247	369,808,145	366,678,458

Broome County Government
REVENUE SUMMARY BY DEPARTMENT

DEPARTMENT	DEPARTMENT TITLE	2009 ACTUALS	2010 BUDGET	2010 YTD ACTUALS AS OF 08/31/2010	2011 BUDGET REQUESTED	2011 BUDGET RECOMMENDED
01	Audit and Control	1,065,133	1,080,797	904,568	1,005,000	1,005,000
02	Central Foods	4,232,982	4,558,902	1,696,659	4,645,409	4,645,409
04	County Clerk	4,038,741	4,244,318	2,329,132	3,975,553	3,975,553
05	County Executive	2,307,919	2,692,832	200	2,506,174	2,506,174
06	District Attorney	167,630	224,274	58,808	236,755	236,755
07	Elections	279,061	299,390	228,550	300,500	300,500
08	Finance	134,266,524	142,536,954	101,512,270	0	0
09	Fleet Management	1,017,804	872,399	799,648	403,950	403,950
10	Information Technology	2,134,990	2,432,727	1,044,125	2,567,731	2,567,731
11	Law	1,068,445	1,428,160	450,699	1,446,000	1,446,000
12	Legislative	1,609	1,200	762	1,200	1,200
13	Personnel	67,064	66,327	6,758	45,135	45,135
14	Public Defender	65,472	25,300	11,047	22,900	22,900
15	Public Works	1,800,665	994,540	467,800	961,961	961,961
16	Purchasing	20,554	1,500	950	1,500	1,500
17	Real Property Tax Services	885,060	2,672,000	982,044	1,642,960	1,642,960
18	Risk and Insurance	44,017,348	47,264,859	21,138,462	48,175,020	48,175,020
20	Emergency Services	1,457,908	796,125	437,995	883,193	883,193
21	Probation	1,591,722	1,685,040	605,865	1,655,038	1,655,038
22	Security	2,288,660	2,815,603	992,036	2,984,911	2,984,911
23	Sheriff	2,116,279	1,327,988	799,607	1,081,801	1,329,801
24	STOP DWI	405,572	458,000	170,820	406,000	406,000
25	Health	8,959,746	9,115,003	4,483,264	9,025,935	8,976,136
26	Mental Health	3,482,867	3,723,189	1,539,033	3,501,547	3,501,547
27	Willow Point	32,450,915	30,828,624	13,094,636	30,052,020	30,052,020
28	Aviation	3,519,418	3,974,659	2,279,820	3,772,681	3,772,681
29	Highway	6,523,800	8,882,956	7,148,986	9,593,745	9,593,745
30	Road Machinery	1,681,634	2,314,523	2,284,871	2,171,853	2,171,853
31	Public Transportation	11,401,682	11,179,707	4,044,513	11,220,323	11,079,633
32	CASA	1,929,478	2,107,670	858,635	2,196,017	2,196,017
33	Employment & Training	0	0	8,307	0	0
34	Office for Aging	1,343,517	1,384,654	572,113	1,188,944	1,188,944
35	Social Services	48,522,844	50,376,874	23,781,887	52,820,057	52,610,742
36	Veterans Services	331,029	507,500	168,834	417,500	417,500
37	Planning and Econ Development	310,955	214,763	12,454	42,500	42,500
38	Solid Waste Management	7,568,824	9,834,917	5,585,494	9,006,078	9,006,078
39	Arena	1,634,105	2,045,986	1,641,382	1,697,951	1,697,951
40	County Library	2,455,598	2,386,594	1,607,107	2,267,369	2,267,369
41	En Joie Golf Course	886,619	911,900	614,342	949,019	949,019
42	Forum	128,938	176,500	65,213	176,500	176,500
43	Parks and Recreation	189,961	211,970	148,415	255,045	233,150
44	Youth Bureau	226,955	240,600	2,148	240,600	240,600
45	Office of Management & Budget	0	0	0	147,796,538	147,796,538
90	Special Objects	1,473,437	1,517,000	609,914	1,717,000	1,717,000
91	Debt Service (General Fund)	273,065	207,005	0	352,944	352,944
		340,592,529	360,621,829	205,190,173	365,410,857	365,237,158

Report : BP042
 Type : EXPENSE

Broome County Government

Appropriation by Subfund

<u>Subfund</u>	<u>Subfund Title</u>	<u>2009 Actuals</u>	<u>2010 Budget</u>	<u>2010 Actuals as of 8/31/2010</u>	<u>2011 Requested</u>	<u>2011 Recommended</u>
1010	General Operating	227,664,457	234,773,742	150,213,295	243,479,753	240,672,430
2010	Aviation Operating	3,567,384	3,888,935	1,850,353	3,835,980	3,822,280
2020	SWM Operating	11,426,412	12,949,878	3,244,958	9,006,078	8,996,973
2040	Transit Operating	11,402,311	12,179,556	6,044,320	12,167,971	11,879,633
2050	WPNH Operating	30,096,556	30,718,501	14,397,696	30,011,165	30,011,115
2060	Central Kitchen Operating	4,437,258	4,558,890	2,322,238	4,529,735	4,528,735
2070	Fleet Operating	845,946	1,141,120	541,082	899,040	896,040
2080	Health Insurance Operating	35,541,865	42,270,518	22,608,186	43,200,018	43,198,872
2090	Self Insurance Operating	2,580,387	2,538,929	865,102	2,363,956	2,360,456
2100	Workers Comp Operating	3,047,316	3,331,034	1,850,495	3,457,310	3,456,310
3110	Arena Operating	1,750,726	2,045,986	1,334,857	1,697,951	1,697,951
3120	County Road Operating	10,157,014	9,682,956	6,460,712	9,594,330	9,593,745
3140	EnJoie Operating	881,496	864,369	646,778	925,196	924,696
3150	Library Operating	2,448,674	2,536,252	1,195,361	2,467,369	2,467,369
3160	Road Machinery Operating	1,984,570	2,414,523	1,285,814	2,172,293	2,171,853
		-----	-----	-----	-----	-----
		347,832,372	365,895,189	214,861,247	369,808,145	366,678,458

Report : BP142
 Type : REVENUE

Broome County Government

Revenue by Subfund

<u>Subfund</u>	<u>Subfund Title</u>	<u>2009 Actuals</u>	<u>2010 Budget</u>	<u>2010 Actuals as of 8/31/2010</u>	<u>2011 Requested</u>	<u>2011 Recommended</u>
1010	General Operating	223,201,800	235,565,803	143,257,160	241,455,439	241,422,430
2010	Aviation Operating	3,519,418	3,974,659	2,278,639	3,772,681	3,772,681
2020	SWM Operating	7,568,824	9,834,917	5,584,333	9,006,078	9,006,078
2040	Transit Operating	11,401,682	11,179,707	4,040,513	11,220,323	11,079,633
2050	WPNH Operating	32,450,915	30,828,624	13,093,069	30,052,020	30,052,020
2060	Central Kitchen Operating	4,232,982	4,558,902	1,696,659	4,645,409	4,645,409
2070	Fleet Operating	1,017,804	872,399	799,648	403,950	403,950
2080	Health Insurance Operating	37,894,869	41,394,896	18,966,777	42,324,400	42,324,400
2090	Self Insurance Operating	3,071,144	2,538,929	731,125	2,393,310	2,393,310
2100	Workers Comp Operating	3,051,335	3,331,034	1,437,255	3,457,310	3,457,310
3110	Arena Operating	1,634,105	2,045,986	1,641,382	1,697,951	1,697,951
3120	County Road Operating	6,523,800	8,882,956	7,148,986	9,593,745	9,593,745
3130	Employment & Training Operatir	0	0	8,307	0	0
3140	EnJoie Operating	886,619	911,900	614,342	949,019	949,019
3150	Library Operating	2,455,598	2,386,594	1,607,107	2,267,369	2,267,369
3160	Road Machinery Operating	1,681,634	2,314,523	2,284,871	2,171,853	2,171,853
		-----	-----	-----	-----	-----
		340,592,529	360,621,829	205,190,173	365,410,857	365,237,158

Report ID: BCBP070

Broome County Government
 APPROPRIATION SUMMARY BY FUNCTION

FUNCTION	FUNCTION TITLE	2009 ACTUALS	2010 BUDGET	2010 YTD ACTUALS AS OF 08/31/2010	2011 BUDGET REQUESTED	2011 BUDGET RECOMMENDED
00000001	General Government Function	77,469,074	79,958,937	46,462,477	83,593,221	83,277,141
00000002	Education Function	17,658,749	18,112,107	12,112,425	18,249,345	18,239,075
00000003	Public Safety Function	38,360,858	41,840,160	23,601,912	43,846,774	42,901,616
00000004	Health Function	40,262,492	41,571,727	19,186,736	40,854,789	40,626,145
00000005	Transportation Function	27,111,279	28,165,970	15,643,140	27,770,574	27,467,511
00000006	Economic Assistance and Opp	110,762,824	118,455,182	71,076,760	124,578,631	124,013,076
00000007	Home and Community Svcs	12,284,706	13,927,055	3,704,317	9,817,571	9,791,943
00000008	Culture and Community Services	10,324,092	10,159,894	5,795,574	9,436,007	8,700,718
00000099	Unallocated Function	13,598,298	13,704,157	17,277,906	11,661,233	11,661,233
		347,832,372	365,895,189	214,861,247	369,808,145	366,678,458

Broome County Government
 REVENUE SUMMARY BY FUNCTION

FUNCTION	FUNCTION TITLE	2009 ACTUALS	2010 BUDGET	2010 YTD ACTUALS AS OF 08/31/2010	2011 BUDGET REQUESTED	2011 BUDGET RECOMMENDED
00000001	General Government Function	197,388,013	211,358,479	131,598,416	215,696,286	215,696,286
00000002	Education Function	6,554,222	6,590,355	3,115,403	6,515,384	6,511,784
00000003	Public Safety Function	7,860,141	7,082,756	3,006,323	7,010,943	7,258,943
00000004	Health Function	38,339,306	37,076,461	16,001,530	36,064,118	36,017,919
00000005	Transportation Function	23,126,534	26,351,845	15,758,190	26,758,602	26,617,912
00000006	Economic Assistance and Opp	53,647,343	55,931,698	26,033,756	57,697,518	57,488,203
00000007	Home and Community Svcs	7,879,779	10,049,680	5,597,948	9,048,578	9,048,578
00000008	Culture and Community Services	5,522,176	5,973,550	4,078,607	5,586,484	5,564,589
00000099	Unallocated Function	275,015	207,005	0	1,032,944	1,032,944
		340,592,529	360,621,829	205,190,173	365,410,857	365,237,158

HISTORICAL TAX LEVY

HISTORICAL TAX LEVY / RATES

YEAR	COUNTY TAX LEVY	COUNTY TAXABLE ASSESSED VALUE	FULL VALUE	TAX RATE PER 1000	FULL VALUE TAX RATE
1980	10,694,530	482,680,921	2,264,500,003	27.970630	4.72269
1981	9,668,308	488,323,468	2,425,685,304	19.798983	3.98580
1982	12,512,505	489,959,629	2,722,430,188	25.537829	4.59608
1983	14,383,543	496,064,929	2,977,959,026	28.995283	4.83000
1984	15,750,734	500,500,135	2,999,108,269	31.469990	5.25181
1985	16,741,000	507,362,527	3,111,190,865	32.996130	5.38090
1986	19,422,860	512,121,910	3,318,704,840	37.926243	5.85254
1987	22,103,593	525,258,814	3,523,940,038	42.081337	6.27241
1988	28,879,709	539,735,218	3,893,090,676	53.507177	7.41820
1989	30,317,677	554,862,377	4,209,937,950	54.639994	7.20145
1990	43,712,596	563,482,065	4,889,787,284	77.575843	8.93957
1991	43,755,573	566,072,704	5,521,813,003	77.300000	7.92413
1992	40,791,901	560,602,191	5,834,987,050	72.760000	6.99092
1993	40,791,901	561,953,086	7,174,960,391	72.589513	5.68531
1994	39,650,691	3,822,490,093	7,153,261,011	10.373000	5.54302
1995	43,576,188	3,778,396,235	6,728,670,219	11.532985	6.47620
1996	42,602,336	3,755,912,650	6,673,999,187	11.342739	6.38333
1997	41,140,835	3,693,525,069	6,625,071,798	11.138637	6.20987
1998	38,865,664	3,620,216,875	6,518,537,857	10.735728	5.96233
1999	37,745,365	3,604,640,914	5,739,871,863	10.582773	6.57599
2000	37,182,608	3,517,335,943	5,744,826,235	10.571242	6.47236
2001	36,777,199	3,519,624,466	5,928,970,906	10.449183	6.20296
2002	36,709,717	3,549,699,395	6,120,595,205	10.341641	5.99774
2003	46,764,650	3,578,389,676	6,623,303,776	13.068630	7.06062
2004	51,282,493	3,590,168,635	6,589,906,744	14.284146	7.78198
2005	51,263,059	3,619,869,899	6,881,481,919	14.161575	7.44942
2006	53,277,881	3,601,928,784	6,998,440,377	14.791487	7.61282
2007	55,301,343	3,623,898,760	7,388,569,323	15.260179	7.48472
2008	58,326,387	3,642,795,622	8,363,852,580	16.011435	6.81912
2009	60,340,186	3,676,914,823	9,256,213,918	16.410548	6.51888
2010	64,331,918	5,474,666,923	9,997,585,274	11.750837	6.43475
2011	67,921,127	5,486,152,886	10,002,566,184	12.380466	6.79037

PROPERTY TAX LEVY BY MUNICIPALITY

2011 RECOMMENDED TAX LEVY BY MUNICIPALITY

MUNICIPALITY	2010 Equal RATE	COUNTY TAXABLE ADJUSTED DISTRIBUTED	2011 FULL VALUE	FULL VALUE AS PERCENT	COUNTY LEVY	COUNTY TAXABLE	2011 TAX RATE PER \$1000
CITY OF BINGHAMTON	77.00	1,226,673,397	\$1,593,082,334	15.926736%	\$10,817,619	1,226,540,897	\$8.819615
TOWN OF BARKER	65.80	83,441,268	\$126,810,438	1.267779%	\$861,090	83,434,768	\$10.320518
TOWN OF BINGHAMTON	65.30	219,237,194	\$335,738,429	3.356523%	\$2,279,788	219,226,294	\$10.399245
TOWN OF CHENANGO	69.75	482,355,568	\$691,549,201	6.913718%	\$4,695,875	482,323,318	\$9.735949
TOWN OF COLESVILLE	7.60	18,327,914	\$241,156,763	2.410949%	\$1,637,544	18,290,089	\$89.531768
TOWN OF CONKLIN	65.50	167,032,361	\$255,011,238	2.549458%	\$1,731,621	167,020,921	\$10.367689
TOWN OF DICKINSON	67.00	150,673,700	\$224,886,119	2.248284%	\$1,527,060	150,648,950	\$10.136546
TOWN OF FENTON	67.50	193,291,216	\$286,357,357	2.862839%	\$1,944,472	193,271,466	\$10.060833
TOWN OF KIRKWOOD	77.00	266,939,809	\$346,675,077	3.465861%	\$2,354,052	266,929,385	\$8.819007
TOWN OF LISLE	60.00	69,677,987	\$116,129,978	1.161002%	\$788,566	69,665,187	\$11.319370
TOWN OF MAINE	59.53	159,678,562	\$268,232,088	2.681633%	\$1,821,395	159,647,212	\$11.408874
TOWN OF NANTICOKE	60.00	41,090,501	\$68,484,168	0.684666%	\$465,033	41,089,001	\$11.317700
TOWN OF SANFORD	62.00	145,627,044	\$234,882,329	2.348221%	\$1,594,938	145,599,420	\$10.954288
TOWN OF TRIANGLE	62.00	75,842,680	\$122,326,903	1.222955%	\$830,645	75,838,180	\$10.952860
TOWN OF UNION	4.31	126,026,362	\$2,924,045,522	29.232954%	\$19,855,352	124,658,282	\$159.278242
TOWN OF VESTAL	100.00	1,853,203,094	\$1,853,203,094	18.527277%	\$12,583,934	1,853,180,594	\$6.790452
TOWN OF WINDSOR	66.50	208,806,772	\$313,995,146	3.139146%	\$2,132,143	208,788,922	\$10.211955
2011 TOTALS	55.05%	\$5,487,925,429	\$10,002,566,184	100.000000%	\$67,921,127	\$5,486,152,886	\$12.380466

PROPERTY TAX EXEMPTION SUMMARY

Broome County Property Tax Exemption Summary
Equalized Total Assessed Value

Exemption Code	Exemption Name	Total Equalized Value of Exemptions	Payment in Lieu of Taxes	Exemption Code	Exemption Name	Total Equalized Value of Exemptions	Payment in Lieu of Taxes
12100	NYS-GENERALLY	867,758,405		32301	NYS LAND TAXABLE FOR SCHOOL ONLY	612,780	
13100	CO-GENERALLY	155,430,740		41001	VETERANS EXEMPTION INCR/DECR IN	21,484,954	
13230	CO O/S LIMITS-SPECIFIED USES	40,748		41101	VETS EX BASED ON ELIGIBLE FUNDS	31,062,128	
13350	CITY-GENERALLY	104,422,689		41112	VET PRO RATA: FUL VALUE ASSMT	69,712	
13440	CITY O/S-LIMITS - SEWER OR WATER	87,199,600		41121	ALT VET EX-WAR PERIOD-NON-COMBAT	51,240,350	
13500	TOWN-GENERALLY	62,893,216		41122	ALT VET EX-WAR PERIOD-NON-COMBAT	834,013	
13510	TOWN-CEMETERY LAND	102,190		41131	ALT VET EX-WAR PERIOD-COMBAT	72,755,667	
13650	VG-GENERALLY	46,687,144		41132	ALT VET EX-WAR PERIOD-COMBAT	1,466,177	
13740	VG O/S LIMITS - SEWER OR WATER	1,816,484		41141	ALT VET EX-WAR PERIOD-DISABILITY	13,680,379	
13800	SCHOOL DISTRICT	485,113,966		41142	ALT VET EX WAR PERIOD-DISABILITY	56,208	
13850	BOCES	20,991,576		41300	PARAPALEGIC VETS	1,493,699	
13870	SPEC DIST USED FOR PURPOSES ESTAB	3,045,284		41400	CLERGY	806,181	
13890	PUBLIC AUTHORITY - LOCAL	684,750		41700	AGRICULTURAL BUILDING	2,195,589	
14100	USA-GENERALLY	5,655,840		41720	AGRICULTURAL DISTRICT	12,395,787	
14110	USA-SPECIFIED USES	37,475,542		41730	AGRIC LAND-INDIV NOT IN AG DIST	1,432,912	
17650	FACILITIES DEVELOPMENT CORP	708,500		41800	PERSONS AGE 65 OR OVER	61,208,859	
18020	MUNICIPAL INDUSTRIAL DEV AGENCY	242,047,754	850,000	41801	PERSONS AGE 65 OR OVER	16,085,688	
18060	URBAN REN: OWNER-MUN U R AGENCY	512,500		41802	PERSONS AGE 65 OR OVER	78,837,792	
18080	MUN HSNG AUTH-FEDERAL/MUN AIDED	27,171,879		41805	PERSONS AGE 65 OR OVER	9,094,101	
21600	RES OF CLERGY-RELIG CORP OWNER	7,222,176		41822	LIVING QUARTERS FOR PARENTS AND GRAND	96,212	
25110	NONPROF CORP-RELIG(CONST PROT)	382,837,669		41930	DISABILITIES AND LIMITED INCOMES	1,604,120	
25120	NONPROF CORP-EDUCL(CONST PROT)	18,792,050		41931	DISABILITIES AND LIMITED INCOMES	872,130	
25130	NONPROF CORP-CHAR(CONST PROT)	101,641,931		41932	DISABILITIES AND LIMITED INCOMES	5,646,904	
25210	NONPROF COPR-HOSPITAL	188,266,665		41935	DISABILITIES AND LIMITED INCOMES	135,423	
25230	NONPROF CORP-MORAL/MENTAL IMP	23,136,461		42100	SILOS,MANURE STORAGE TANKS	291,562	
25300	NONPROF CORP-SPECIFIED USES	65,421,477		42120	TEMPORARY GREENHOUSES	268,898	
25400	FRATERNAL ORGANIZATION	403,550		47450	FOREST/REF LAND-FISHER ACT	22,208	
25600	NONPROFIT HEALTH MAINTENANCE ORG	31,579		47460	FOREST LAND CERTD AFTER 8/74	5,361,701	
26050	AGRICULTURAL SOCIETY	3,546,000		47670	PROPERTY IMPRVMTN IN EMPIRE ZONE	51,511,459	
26100	VETERANS ORGANIZATION	9,078,693		47671	PROPERTY IMPRVMTN IN EMPIRE ZONE	75,000	
26250	HISTORICAL SOCIET	204,511		47710	RESIDENTIAL SUBDIVISION INFRESTRUCTURE	316,027	
26400	INC VOLUNTEER FIRE CO OR DEPT	20,039,480		47900	FAIR POLLUTION CONTROL FACILITY	47,326,242	
27200	RAILROAD-WHOLLY EXEMPT	597		49500	SOLOR OR WIND ENERGY SYSTEM	26,636	
27350	PRIVATELY OWNED CEMETERY LAND	24,400,651		50000	SYSTEM CODE	163,041,485	
28111	NOT-FOR-PROFIT HOUSING COMPANY	567,000					
28240	NON PROF-HOUSING/INDUST FAC	5,104,130					
28550	NOT-FOR-PROFIT HOUS CO-SR CITS CTR	1,607,223					
29160	OPERA HOUSE	1,088,083					
29300	HOSP CORP FOR BENEFIT OF CITY	54,486,120					
32252	NYS OWNED REFORESTATION LAND	6,686,484					
					Total Exemptions Exclusive of System Exemptions:	3,554,688,835	
					Total System Exemptions:	163,041,485	
				Total:		3,717,730,320	850,000

Values have been equalized using the uniform percentage of value. The exempt amounts do not take into consideration, payments in lieu of taxes or other payments for municipal services

CONSOLIDATED COUNTY FEES

Veteran's Memorial Arena

RENTAL RATES	January - May & October - December	User Fees
Flat Rate/Day	\$ 3,500 per day	Internet
Multi-day rental	Monday - Thursday	Exhibitor Elec. Drops
Day 1	\$ 2,500	Head Usher
Day 2	\$ 2,000	Ushers
Day 3 +	\$ 1,500 additional per day	Legal Fee
	Friday - Sunday	House Spotlights
Day 1	\$ 3,500	House Forklift
Day 2	\$ 3,000	Tables
Day 3 +	\$ 2,500	Pipe & Drape
Move-in/ Rehearsal	\$ 2,000 per day	Pyrotechnics Permit
Concourse only	\$ 1,700 per day	Phone Lines
		Steet Permit
		Ice Time Rental
June - September		VIDEO SYSTEM:
Flat Rate/Day	\$ 3,000 per day	Usage Fee
Multi-day rental	Monday - Thursday	Director
Day 1	\$ 2,000	Camera Operator
Day 2	\$ 1,500	Graphics Coordinator
Day 3 +	\$ 1,000 additional per day	Instant Replay Operator
	Friday - Sunday	Audio
Day 1	\$ 2,500	Producer
Day 2	\$ 2,000	Record Fee
Day 3 +	\$ 1,500	Additional copies
Move-in/ Rehearsal	\$ 1,500 per day	\$125.00
Concourse only	\$ 1,500 per day	\$35.00/day/drop
		\$12.50 per hour, super.
		\$10.00 per hour
		\$100.00
		\$125.00 each
		\$150.00 per day
		\$5.00 each
		\$3.00 per linear foot
		\$150.00 per show
		\$50.00 per line
		\$10.00
		\$175.00 per hour
Ticketed Events (concert) 1 Day Event		Contractual Expenses
Attendance		Local I.A.T.S.E. #54
0 - 3,500	\$ 4,000 rent + expenses	Building setups
3,501 - 4,000	\$ 5,000 rent + expenses	Show move-in/move-out
4,001 - 4,500	\$ 6,000 rent + expenses	Show setup
4,501 +	\$ 7,000 rent + expenses	Performances
		Police
		Medical/Ambulance
		T-shirt security
		Concessions
		\$25 per hour, per officer, 4 hour min
		\$140 per hour
		\$18 per hour per officer
		American Vending, John Palmiter
Box Office Usage		
Box Office Usage	\$ 850	
Day of show sellers	\$ 100 (per day)	
Ticket Master charges		
Box Office	\$ 0.08 (per ticket)	
Remotes	\$ 0.15 (per ticket)	
Phone	3.25% **	
BO Window	4% **	
Group Sales	10% (and expenses)	
** Subject to automatic increases equal to increases in the inter-bank rates		

Broome County Forum

Rental Rates		Contractual Expenses	
One day show	\$ 1,500.00	Local I.A.T.S.E. #54	Building setups show move-in/move out show setup performances
2 day show	\$ 1,300.00		
3 day show	\$ 1,000.00		
More than 3 day show	\$ 1,000.00 (additional per day)		
2 shows in a day	\$ 700.00 additional		
Rehearsal day	\$ 200.00 (5 hours)	Police	\$ 25.00 (per hour - 4 hour min)
	\$ 75.00 (per hour over)	T-Shirt Security	\$ 18.00 (per hour)
		Concessions	Food Consultants Inc. American Food & Vending John Palmiter
Any organization renting the Forum Theatre for 10 or more performances will have the fee for second show of day waived		Event Staff	\$ 10.00 (per hour)
		Event Staff Supervisor	\$ 12.50 (per hour)
Reduced Weekday (Monday through Thursday)		Non-Profit Rates	
One day show	\$ 1,500.00	First show of day	\$ 1,000.00
2 day show	\$ 1,000.00	Second show of day	\$ 500.00
3 day show	\$ 700.00		
More than 3 day show	\$ 700.00 (additional per day)	T-shirt security	\$ 18.00 (per hour)
User Fees			
Spotlights	\$ 125.00 Each, per show Lycian 1279		
Phone Lines	\$50.00 per line, per day		
Tables	\$5.00 per table, per event		
Pipe & Drape	\$3.00 per linear foot		
Contract/Legal Fee	\$100.00		
Box Office Fees			
Box Office Usage	\$ 300.00 (per run max)		
Day of show sellers	\$ 75.00 (per seller)		

Parks and Recreation Fees

Camping		Greenwood		
	\$ 17.00	Non-electric		
	\$ 21.00	Electric		
	\$ 5.00	Reservation Fee (1 time per site/per stay)		
Shelters				
	\$ 20.00	Weekdays		
	\$ 75.00	Weekends/Holidays		
Boat Rentals		Deposit	Per Hour	Per day
Canoes, Rowboats		\$ 10.00	\$ 3.00	\$ 15.00
Paddleboats, Aqua Bikers, Kayaks, Surf Bikes		\$ 10.00	\$ 7.00	N/A
Sailboats		\$ 25.00	\$ 7.00	\$ 25.00
Senior Citizen Rowboats (62 yrs +, Mon-Fri, no holidays)		\$ 5.00	\$ 1.00	\$ 5.00
Sailing Lessons				
	\$ 50.00	Per lesson (includes ARC registration fee)		
Cross Country Sking				
	\$ 3.00	Rental per hour (skis & snowshoes)		
	\$ 4.00	Trail fee per day (non-renters)		
	\$ 30.00	Season pass		

En-Joie Golf Fee 2011

Membership		
Adult Membership		\$1,450
Husband and Wife		\$2,075
Seniors – over 62		\$1,275
Seniors: Husband/Wife over 62		\$1,825
Intermediate (19-24)		\$875
Junior (under 18)		\$575
Daily Fee		
Adult	Monday thru Thursday	\$35.00
Adult	Monday thru Thursday w/cart	\$49.00
Senior	Monday thru Thursday	\$31.00
Senior	Monday thru Thursday w/cart	\$45.00
Junior	Monday thru Thursday	\$26.00
Junior	Monday thru Thursday w/cart	\$40.00
Twilight Rate	Monday-Friday after 4:00 pm	\$39.00
Weekend		
Adult	Friday with cart	\$56.00
Adult	Sat, Sun & Holiday with cart	\$62.00
Senior	Friday with cart	\$52.00
Senior	Sat, Sun & Holiday with cart	\$58.00
Junior	Friday with cart*	\$44.00
Junior	Sat, Sun & Holiday with cart*	\$48.00
Twilight Rate	Sat, Sun & Holidays after 3:00 pm	\$44.00
	*Drivers License Required	
Miscellaneous		
Cart per person – daily		\$14.00
Tee Time may be made seven (7) days in advance.		
Riding carts mandatory Friday, Saturday, Sunday and Holidays until 1:00 pm.		
Frequent Play Cards 10 (ten) rounds		
Weekdays		\$300.00
Weekends		\$500.00
Seniors - Weekends		\$450.00
Seniors - Weekdays		\$275.00
	Locker Fee	\$50.00
	Club Storage	\$40.00
	Handicaps	\$25.00

Pre-paid discount Cart Cards will be made available to Members at a reduced rate!

9 hole rates available

FINANCE DEPARTMENT - TAX COLLECTION FEES

Town & County Unpaid Taxes

Date Paid	Description	Fee
January	Original Tax	
February	Interest	1% per month
March	Handling Charges	plus \$1.00
April	Late Charge	plus 5%
August	Advertising Fee	\$7.00
October	Tax Sale Amount	
November	Interest	1% per month
November	Title Search Fee	\$150.00
November	Redemption Fee	\$1.00
	Tax Certificates	\$20.00

School Unpaid Taxes

Last Amount on Bill (1st part of November)	
Penalty	plus 7%

Village Unpaid Taxes

Base Amount of Bill	
Interest depending on Village	plus 7%, 9% or 12%
Late Notice	plus \$1.00
New Total	
Penalty	plus 7%
Added to next Town & County Tax Bill	

County Clerk Fee Schedule

BUSINESS CERTIFICATES PARTNERSHIP OR INDIVIDUAL		REAL ESTATE		SEARCHES	
Form	\$1.00	Leases, Easements, Power of Attorney		Each two year period	\$5.00
File certificate	\$25.00	Release of lien of estate tax:		Per name/Per category	
File amended certificate	\$25.00	Record	\$45.00	Ex. Deed, mortgage, DBA	
File discontinuance no fee		Plus 5.00/per printed side of each page		PASSPORTS \$75.00	
Certify a prepared copy	\$5.20	Plus 50 cents per notation		Photos 7.00 – photo service available	\$7.00
		Transfer Tax Affidavit (TP584)		@ Clerk's Office	
		One original One copy	\$10.00	FAX DOCUMENTS	
CERTIFICATION OF DOCUMENT		Real Property Transfer Report (RP5217)		Per page 1.00	\$1.00
Other than cover by special law	\$5.20	Residential	\$125.00	COPIES	
		All others	\$250.00	Of recorded and filed documents	To file no fee
CIVIL ACTION		Small Claims assessment review	\$30.00	.65/page. Minimum of 1.30	
Issuance of index number	\$210.00	Miscellaneous filing	\$5.00	To prepare and certify a copy	
Request for judicial intervention	\$95.00	LIENS		1.25/page. Minimum of 5.00	
Note of Issue	\$30.00	Attachment (notice of) –		Maps 5.00	\$5.00
Jury demand	\$65.00	File and record	\$20.00	Certified copies are additional 5.20	\$5.20
Notice of Appeal	\$65.00	Cancel no fee		UCC UNIFORM COMMERCIAL CODE	
Dissolution of Marriage Certificate	\$5.00	Building and Loan Agreement		UCC-1 Original Financing Statement with	
Separation Agreements	\$5.00	File original or amendment	\$25.00	Addendum	\$40.00
Motion/cross motion/Order to show cause	\$45.00	Discharge no fee		UCC-3 Amendment – Continue, Assign or Terminate	
Stipulation of settlement or voluntary discontinuance	\$35.00	Common Charge Lien, filing	\$5.00	with Addendum	\$40.00
Certificate of Divorce	\$5.00	Crime Victim Lien no fee		UCC-11	
JUDGMENTS/EXECUTIONS		State Tax Lien no fee		Written search request	\$25.00
Docket and enter, taxing costs	\$45.00	Federal Tax Lien	\$40.00	Copies/per document	\$5.00
Satisfaction of judgment no fee		Hospital Lien no fee		WAGE ASSIGNMENTS	
Transcript of judgment:		Lis Pendens	\$45.00	Filing	\$5.00
Filing	\$10.00	Plus .50 per notation		Satisfaction no fee	
Issue a transcript	\$5.00	Mechanics Lien		Satisfaction or cancel no fee	
Certificate of:		Filing	\$15.00	Notice of lending, filing	\$15.00
Disposition, cancellation or Assignment		Discharge no fee		Public welfare lien no fee	
To issue or file	\$5.00	Affidavit of service	\$5.00	Surety Bond	\$5.00
Exemplified Judgment	\$15.00	Notice of Lending Filing	\$15.00	NOTARY PUBLIC	
OTHER REAL ESTATE TAXES		MORTGAGES		File Certificate of Appointment	\$60.00
MORTGAGE TAX		Record (including recording page)	\$45.00	File Certificate of official character	\$5.00
1% of the amount of the mortgage		Plus 5.00/per page		Issue Certificate of appointment	\$5.00
		Plus .50/per notation		Certificate authenticating notary	\$3.00
		Assignment		SURVEY MAPS	
		(including recording page)	\$45.00	Filing	\$10.00
		Plus 5.00/per page		Requirements: Linen or Mylar original	
		Plus .50/per notation		8 1/2 x 11 minimum	
		Plus \$3.50 each additional mortgage		34 x 44 maximum	
		Consolidation extension, modification	\$45.00	Subdivision maps with five or more lots	
		Subordination, corrections, etc.		require health department seal.	
		Plus 5.00/per page - .50 per notation		Copies	\$5.00
		Affidavits filed with mortgage	\$5.00	Certified Copy Additional	\$25.00
		Discharge		OTHER	
		(Including recording page)	\$45.00	Remote Access Fee Per Annum	\$200/month
		Plus 5.00/per page - .50/per notation		Credit Card Fees + Internet fee	\$1.35
		Plus \$13.50/each additional mortgage		Oath of Office	
		Release part of mortgage premises	\$45.00		No fee
		(Including recording page)			
		Plus 5.00/per page - .50/per notation			

Common Department of Motor Vehicles Fees

Civil Penalty Fees* (AKA - Insurance Lapse)	
First 30 days	\$8 per day
31 - 60 days	\$10/day + \$240
61 - 90 days	\$12/day + \$540
License/Permit/ID Fees*	
Original Licenses/Permits Fees*	\$64.25/\$120.00
License Renewal (CDL)**	\$164.50
License Renewal (Class D, DJ or Non-CDLC)**	\$64.50/\$80.50
License Renewal (Class A, B or C)**	\$164.50/\$180.50
License Renewal (Class E)**	\$112.50/\$128.50
License Renewal (Class EM)	\$120.50
License Renewal (Class M, MJ, DM or DJMJ)*	\$72.50/\$88.50
Non Driver ID (4 year/8 year)	\$9/\$13
Non Driver ID (10 yr-62 or older or SSI Recip.)	\$6.50
Other	
Plate (General)	\$15.00
Registration (Boats - based on size)	\$26.25/\$93.75
Registration (ATV)***	\$12.50
Registration (Snowmobile)***	\$100.00
Registration (Trailer)	Based on weight
Title	\$50.00

Turn in Plates \$1

Registration Fees for Passenger Vehicles (On and after September 1, 2009)					
Weight of Vehicle (lbs.)	2-year Fee	Weight of Vehicle (lbs.)	2-year Fee	Weight of Vehicle (lbs.)	2-year Fee
0000 - 1650	\$26.00	3551 - 3650	\$59.00	5551 - 5650	\$107.50
1651 - 1750	\$27.50	3651 - 3750	\$61.50	5651 - 5750	\$110.00
1751 - 1850	\$29.00	3751 - 3850	\$64.00	5751 - 5850	\$112.50
1851 - 1950	\$31.00	3851 - 3950	\$66.50	5851 - 5950	\$115.00
1951 - 2050	\$32.50	3951 - 4050	\$69.00	5951 - 6050	\$117.00
2051 - 2150	\$34.00	4051 - 4150	\$71.00	6051 - 6150	\$119.50
2151 - 2250	\$35.50	4151 - 4250	\$73.50	6151 - 6250	\$122.00
2251 - 2350	\$37.50	4251 - 4350	\$76.00	6251 - 6350	\$124.50
2351 - 2450	\$39.00	4351 - 4450	\$78.50	6351 - 6450	\$127.00
2451 - 2550	\$40.50	4451 - 4550	\$81.00	6451 - 6550	\$129.50
2551 - 2650	\$42.00	4551 - 4650	\$83.50	6551 - 6650	\$131.50
2651 - 2750	\$43.50	4651 - 4750	\$85.50	6651 - 6750	\$134.00
2751 - 2850	\$45.50	4751 - 4850	\$88.00	6751 - 6850	\$136.50
2851 - 2950	\$47.00	4851 - 4950	\$90.50	6851 - 6950	\$139.00
2951 - 3050	\$48.50	4951 - 5050	\$93.00	6951 or more	\$140.00
3051 - 3150	\$50.00	5051 - 5150	\$95.50		
3151 - 3250	\$52.00	5151 - 5250	\$98.00		
3251 - 3350	\$53.50	5251 - 5350	\$100.50		
3351 - 3450	\$55.00	5351 - 5450	\$102.50		
3451 - 3550	\$56.50	5451 - 5550	\$105.00		

*Fees based on gross weight (Annual = \$.81/100 lbs)

Registration Fees for Commercial Vehicles*			
Weight of Vehicle (lbs.)	2-year Fee	Weight of Vehicle (lbs.)	2-year Fee
000 - 500	\$7.20	9,001 - 9,500	\$ 137.00
501 - 1,000	\$14.40	9,501 - 10,000	\$ 144.00
1,001 - 1,500	\$21.60	10,001 - 10,500	\$ 151.00
1,501 - 2,000	\$28.80	10,501 - 11,000	\$ 158.50
2,001 - 2,500	\$36.00	11,001 - 11,500	\$ 165.50
2,501 - 3,000	\$43.20	11,501 - 12,000	\$ 173.00
3,001 - 3,500	\$50.40	12,001 - 12,500	\$ 180.00
3,501 - 4,000	\$57.60	12,501 - 13,000	\$ 187.00
4,001 - 4,500	\$64.80	13,001 - 13,500	\$ 194.50
4,501 - 5,000	\$72.00	13,501 - 14,000	\$ 201.50
5,001 - 5,500	\$79.20	14,001 - 14,500	\$ 209.00
5,501 - 6,000	\$86.40	14,501 - 15,000	\$ 216.00
6,001 - 6,500	\$93.60	15,001 - 15,500	\$ 223.00
6,501 - 7,000	\$100.80	15,501 - 16,000	\$ 230.50
7,001 - 7,500	\$108.00	16,001 - 16,500	\$ 237.50
7,501 - 8,000	\$115.20	16,501 - 17,000	\$ 245.00
8,001 - 8,500	\$122.40	17,001 - 17,500	\$ 252.00
8,501 - 9,000	\$129.60	17,501 - 18,000	\$ 259.00

* Based on gross weight (Annual = \$3.60/500 lbs)

*See www.NYSdmv.com public website for more details.

**If also Class DM, e.g., add \$8 to renewal fee

***Fees vary based on membership in trail organizations

Vehicle Use Taxes for Passenger Vehicles for All Original Registrations and Renewals
Broome - For passenger vehicles that weight 3500 lbs \$10 for two years (\$5/year)
For passenger vehicles that weigh 3501 or more \$20 for two years (\$10/year)

Vehicle Use Taxes for Commercial Vehicles for All Original Registrations and Renewals
Broome - \$20 for two years (\$10/year)

**Broome County Health Department
Environmental Health Services Division
Fee Schedule**

PERMITS	Fee
FOOD SERVICE	
High Risk Food	\$ 300.00
High Risk Food (Seasonal)	\$ 150.00
Medium Risk Food	\$ 200.00
Medium Risk Food (Seasonal)	\$ 100.00
Low Risk Food	\$ 100.00
Low Risk Food (Seasonal)	\$ 50.00
Temporary Food	\$ 50.00
POOLS/BEACHES	
Bathers 100	\$ 155.00
Bathers more than 100	\$ 309.00
HOTELS/MOTELS	
Base Fee	\$ 203.00
Room Fee (20 or more)	\$ 15.00
MOBILE HOME PARKS (Base Fee)	
Sites: 1 - 20	\$ 215.00
Sites: 21 - 40	\$ 285.00
Sites: 41 - 75	\$ 835.00
Sites 76 and above	\$ 1,075.00
PRIVATE WATER (Surcharge)	
Sites: 41-75	\$ 60.00
Sites 76 and above	\$ 120.00
PRIVATE SEWAGE (Surcharge)	
Sites 41-75	\$ 60.00
Sites 76 and above	\$ 120.00
TRAVEL TRAILER	
Base Fee	\$ 60.00
Per Site	\$ 1.00
CHILDREN'S CAMPS	\$ 100.00

PLAN REVIEW	Fee
Food Service	\$ 50.00
Pools/Beaches	\$ 250.00
Spa	\$ 200.00
Hotels/Motels/Per Room	\$ 15.00
Traver Trailer Camp/Per Site	\$ 10.00
Mobile Home Parks/Per Site	\$ 25.00
Children's Camps	\$ 400.00
Individual Sewage Systems	
New Constructon	\$ 50.00
Existing Construction	\$ 190.00
Commercial Enginnering Plan	\$ 75.00
Mass Gatherings	\$ 26,000.00
LAND DEVELOPMENT/Per SITE	
Private Water/Private Sewer	\$ 40.00
Private Sewer/Public Water	\$ 30.00
Private Water/Public Sewer	\$ 20.00
Proposed Public Water/Sewer	\$ 15.00
Existing Public Water/Sewer	\$ 12.50
COMMUNITY WATER	
New Source	\$ 500.00
Distribution	\$ 250.00
MISCELLANEOUS	
Record Search/Per Page	\$ 0.25
Environmental Record Search	\$ 150.00

**Maternal Child Health and Development Division
Fee Schedule**

	Fee
Medication Administration Training	
Classroom Full Day Training	\$ 100.00
Independent Study	\$ 70.00

**Clinic Division
Fee Schedule**

Visit Type	Fee
Extended	
Initial Pre-Employment Physical Examination	\$ 110.00
TB MD Visit	\$ 110.00
STD Screen (Physician/Clinician)	\$ 110.00
Intermediate	
Employee Health Services (Physician/Clinician)	\$ 80.00
Travel Immunization	\$ 80.00 (+ vaccine cost)
HIV Pre and Post Test Combined	\$ 80.00
Limited	
TB Repeat Physician Visit/Directly Observed Therapy	\$ 50.00
EKG Evaluation (Employee Health)	\$ 50.00
Health Assessment (Employee Health)	\$ 25.00
Wart Treatment	\$ 50.00
HIV Pre-Test	\$ 50.00
HIV Post-Test Counseling - Positive or Reactive	\$ 50.00
Group Travel (groups of ten or more)	\$ 50.00
STD Limited Visit	\$ 50.00
Brief	
TB Medication Refills (Nurse/Directly Observed Therapy)	\$ 35.00
Brief Nurse Visit	\$ 35.00
Education and Counseling	\$ 35.00
Other Non-Designated STD Services	\$ 35.00
HIV Post-Test (negative)	\$ 35.00
HIV Rapid Test	\$ 35.00
Minimal	\$ 25.00
Vaccine Administration (plus vaccine cost if not state supplied)	
single dose	\$ 17.00
multiple dose	\$ 25.00

**Clinic Division
Fee Schedule (Continued)**

Visit Type	Fee
Mass Flu	\$ 6.87
Mass Pneumonia	\$ 19.57
Lead Screening	\$ 25.00
Immunization History Alone	\$ 25.00
*Additional Charges (if not part of physical exam)	
Gram Stain (if not part of STD screen)	\$ 10.00
KOH	\$ 10.00
Urinalysis Micro (STD)	\$ 10.00
Vision Screen	\$ 10.00
Wet Prep	\$ 10.00
Hearing Screen	\$ 15.00
Blood Pressure	\$ 5.00
Destruction of Lesions (i.e., venereal warts)	\$ 50.00
Pulmonary Function Test with Interpretation	\$ 50.00
Mantoux Test	\$ 10.00
Mantoux Assessment	\$ 10.00
Hemoglobin	\$ 5.00
Urinalysis Dipstick	\$ 5.00
Flu Vaccine	\$ 11.37
MMR (adult)	\$ 48.00
Tetanus ((adult)	\$ 20.00
Tdap	\$ 35.00
Pneumovac	\$ 32.70
Hepatitis A (for chronic Hepatitis patients)	\$ 65.00
Hepatitis B (adult)	\$ 52.00
Hepatitis A & B	\$ 39.00
Varicella (adult)	\$ 80.00
Zostavax	\$ 154.00
Meningococcal Vaccine (for college students)	\$ 100.00
Travel	
Typhoid Vaccine	\$ 45.00
Yellow Fever Vaccine	\$ 75.00
Polio (adult, only used for travel in adults)	\$ 24.00
Rabies	\$ 266.00
HIV Rapid Lab Test	\$ 50.00
Venipuncture	\$ 10.00

NYS Cancer Services Program

Assessment, Education and CBE	\$ 34.00
Assessment, Education & Pelvic Exam with Pap Test	\$ 34.00

Sliding fee scale for all patients, except travel and out-of-county, which are full fee. Rates are based on Medicare Physician Fee Schedule.

Vaccines that are not state supplied are charged at full cost of vaccine and may be subject to change.

Vaccine and administration rates are determined based on actual costs, Medicare and provider rates and may be subject to change.

Laboratory costs are based on contracted services and laboratory costs may change with contract renewals.

Landfill Tip Fee Breakdown

Tipping Fees		\$40 per ton
Asbestos (A)	\$ 100.00	\$4 minimum residents
Asbestos Bulk	\$ 60.00	\$4 minimum commercial
Auto Fluff (AF)	\$ 15.00	\$10 minimum Freon Units
Incinerator Ash	\$ 15.00	
Residential Aggregates (AG)	\$ 45.00	
Animal Waste (AW)	\$ 100.00	
Compost Bing (BIN)	\$ 45.00	
Construction & Demo Debris ©	\$ 40.00	
AG / AS Construction (CA) (non-Fri)	\$ 40.00	
Contaminated Debris (CD)	\$ 40.00	
Contaminated Soil (CS)	\$ 27.00	
Contaminated Soil Bury (CSB)	\$ 27.00	
Contaminated Commercial Garbage (CX)	\$ 40.00	
Ditch Dirt (DD)	\$ -	
Flood Debris (FD)	\$ -	
Glass Aggregate #1 (GL1)	\$ 2.00	
Glass Aggregate #2 (GL2)	\$ 4.00	
Municipal Cleanup Construction (MCC)	\$ 40.00	
Municipal Cleanup Garbage (MCX)	\$ 40.00	
Municipal Cleanup Tires (MCT)	\$ 125.00	
Pallets (P)	\$ 45.00	
Grit/Sludge (S)	\$ 40.00	
Stabilized Sludge/Grit (SG)	\$ 37.50	
Tree Stumps (ST)	\$ 40.00	
Tires (T)	\$ 125.00	
Car Tire (T1)	\$ 1.75	
Truck Tire (T2)	\$ 7.00	
Safety Vest (V)	\$ 5.00	
Commercial Garbage (X)	\$ 40.00	
Leaf & Yard Waste (Y)	\$ 20.00	

BROOME COUNTY MENTAL HEALTH DEPARTMENT
SELF-PAY SLIDING SCALE

<u>HOUSEHOLD</u> <u>GROSS INCOME</u>	<u>FAMILY</u> <u>SIZE</u> <u>1</u>	<u>FAMILY</u> <u>SIZE</u> <u>2</u>	<u>FAMILY</u> <u>SIZE</u> <u>3</u>	<u>FAMILY</u> <u>SIZE</u> <u>4</u>	<u>FAMILY</u> <u>SIZE</u> <u>5</u>	<u>FAMILY</u> <u>SIZE</u> <u>6</u>	<u>FAMILY</u> <u>SIZE</u> <u>7+</u>
Medicaid Eligible	\$0	\$0	\$0	\$0	\$0	\$0	\$0
Under \$8,000	\$5	\$5	\$5	\$5	\$5	\$5	\$5
8,000 - 9,999	\$10	\$5	\$5	\$5	\$5	\$5	\$5
10,000 - 11,999	\$15	\$10	\$5	\$5	\$5	\$5	\$5
12,000 - 13,999	\$20	\$15	\$10	\$5	\$5	\$5	\$5
14,000 - 15,999	\$25	\$20	\$15	\$10	\$5	\$5	\$5
16,000 - 17,999	\$30	\$25	\$20	\$15	\$10	\$5	\$5
18,000 - 19,999	\$35	\$30	\$25	\$20	\$15	\$10	\$5
20,000 - 21,999	\$40	\$35	\$30	\$25	\$20	\$15	\$10
22,000 - 23,999	\$50	\$40	\$35	\$30	\$25	\$20	\$15
24,000 - 25,999	\$60	\$50	\$40	\$35	\$30	\$25	\$20
26,000 - 27,999	\$70	\$60	\$50	\$40	\$35	\$30	\$25
28,000 - 29,999	\$80	\$70	\$60	\$50	\$40	\$35	\$30
30,000 - 34,999	\$90	\$80	\$70	\$60	\$50	\$40	\$35
35,000 - 39,999	\$100	\$90	\$80	\$70	\$60	\$50	\$40
40,000 - 44,999	\$110	\$100	\$90	\$80	\$70	\$60	\$50
45,000 - 49,999	\$120	\$110	\$100	\$90	\$80	\$70	\$60
50,000 - 54,999	\$130	\$120	\$110	\$100	\$90	\$80	\$70
55,000 - 64,999	\$140	\$130	\$120	\$110	\$100	\$90	\$80
65,000 - 69,999	\$150	\$140	\$130	\$120	\$110	\$100	\$90
70,000 and Over	\$165	\$150	\$140	\$130	\$120	\$110	\$100

**Broome County Office for Aging
2011 Fees & Suggested Contributions Update**

	Current 2010 Fee	Proposed 2011 Fee	2010 Suggested Contribution	2011 Proposed Suggested Contribution	Comments
Congregate Meals			\$3.00	\$3.00	Meals served at senior centers
Home Delivered Meals			\$3.00	\$3.00	Meals on Wheels - raised 1/01/10
LTHHC Home Delivered Meals	\$4.90 - \$5.35	\$4.90 - \$5.35			Meals on Wheels -LTHHC clients
LTHHC Congregate Meals	\$5.41	\$5.41			Meals served at senior centers-LTHHC
Adult Day Care			\$18.00	\$18.00	One day of service
Adult Day Care - Private Pay	\$42.00	\$42.00			One day of service
Adult Day Care - LTHHC	\$42.00	\$42.00			One day of service
Transportation			\$1.25/one way ride	\$1.25/one way ride	Raised to current level 1/01/10
EISEP (Contribution)			\$2.25-\$6.00 /hour	\$2.25-\$6.00 /hour	one hour of personal care service
EISEP (Cost share)	Varies by client's income				one hour of personal care service
Senior News Ads	Varies by ad size/#	No change planned			Business advertisements
Sr. News Sub./Misc			\$8.00 annually	\$8.00 annually	12 monthly issues of "Senior News"
Respite			\$13-\$48/day	\$13-\$48/day	4 hours of caregiver respite service

* Please note that all of these fees and suggested contributions were increased for the 2010 budget year.

BROOME COUNTY GIS & MAPPING

Fee Schedule for Services and Data

Prints

	<u>A Size</u>	<u>B Size</u>	<u>C Size</u>	<u>D Size</u>	<u>E Size</u>	<u>Custom</u>
-Existing Map Project/PDF or Single Historic Photo Tile:	\$0.50	\$1.00	\$2.00	\$4.00	\$8.00	\$2.00/foot
-Tax Parcel Sheet Map (or portion):	\$3.00	\$3.50	\$4.00	< -- \$5.00 -- >	NA	

Existing map projects, photo files, and tax parcel sheet maps already exist in digital format and require no alteration, just printing.
 A = 8.5" x 11" | B = 11" x 17" | C = 17" x 22" | D = 22" x 34" | E = 34" x 44" | Custom = anything over 44" (E size)

Copies

	<u>8.5" x 11" / 14"</u>	<u>11" x 17"</u>	<u>Large</u>
-Existing Paper Maps or Documents:	\$0.25	\$0.50	\$5.00

Large copies made using the Engineering copier; actual sizes vary.

New Map Projects

-Under One Half (1/2) Hour: \$6.00 -Over One Half (1/2) Hour: \$20.00 per hour

New map projects generally include the following: adding GIS layers and/or imagery, labeling of features, selection and/or categorization of features by attributes or location, layout setup (map extent, title, north arrow, scale bar, scale, etc.), exporting to PDF and so on. Fee does not include prints. ANY alterations to an existing map project will be considered a new map project for fee purposes.

Data Manipulation

-Joining, Geocoding, or Creation of X Y data from tabular data: \$5.00
 -Other manipulation not listed above: \$20.00 per hour, minimum of \$5.00

Source data can include most existing County or user-supplied data in digital format. Preferred formats include Txt, Excel, or DBF. User-supplied data must be formatted properly and will not be reformatted or cleaned up by Broome County. Output data provided in ESRI shapefile and/or tabular format. A list of un-joined or non-geocoded records can be provided to the user at no additional cost if requested. Fee is for data manipulation and resulting digital data only; map projects and prints supplied at the rates above (additional fees will apply if joining to County GIS data that has an associated fee in this schedule; ex: parcels).

GIS Data, Imagery, & Other Data

No fee for GIS data except:

-Parcels:

All County Parcels with Attributes: \$2,500.00 All County Parcels Boundaries Only: \$250.00
 Individual Parcels (user-defined selection): \$0.03 per parcel record, minimum \$10.00

-DEMs or any DEM-derived product (contours, slope, etc.): \$100.00

-Aerial Photos (1937, 1944, 1965, 1973, 1981, 1989, 1999):

All Images for a Single Year: \$500.00 (georeferenced OR non-georeferenced) | Individual Image: \$5.00 (non-georeferenced)

-Subsurface Rights and Leases Database*:

Initial Purchase: \$5,000.00 Monthly Updates: \$500.00 per calendar year

*A license agreement is required for this database. Monthly 'Updates' are provided by re-supplying the entire database to the user; the County will not extract data from the database. The initial purchase of the database includes monthly updates for that calendar year, if any. The fee for subsequent updates is based on the calendar year the most recent update was purchased or if none, the calendar year of the initial purchase. Ex: Initial database purchased in 2010. Updates requested in 2013. The fee for updates would be \$500 x 3 calendar years = \$1,500.

DATA ARE PROVIDED "AS IS" WITHOUT ANY SUPPORT WHATSOEVER AND WITHOUT WARRANTY AS TO THEIR PERFORMANCE, MERCHANTABILITY OR FITNESS FOR ANY PARTICULAR PURPOSE. THE ENTIRE RISK AS TO THE RESULTS AND PERFORMANCE OF THE DATA IS ASSUMED BY USER. BROOME COUNTY SHALL NOT BE LIABLE FOR ANY INDIRECT, SPECIAL, INCIDENTAL, COMPENSATORY OR CONSEQUENTIAL DAMAGES OR ANY THIRD PARTY CLAIMS WHICH MAY RESULT FROM THE USE OF THE DATA, EVEN IF BROOME COUNTY HAS BEEN ADVISED OF THE POSSIBILITY OF SUCH POTENTIAL LOSS OR DAMAGE.

Government & Non Profit Fees

-Prints or Copies: no charge for up to 5 copies or prints of a particular map or document. Over 5 copies or prints, one half (1/2) the fee will be charged.

-Tax Map prints: one quarter (1/4) the fee charged. PDF files provided at no cost. Map updates provided to local Assessors at no cost per State law.

-New Map Projects: no charge for projects taking up to 2 hours to complete. Fees for projects requiring more than 2 hours will be determined on a case by case basis.

-GIS Data & Imagery ONLY: no charge.

Educational (Student) Fees

-No charge for GIS data. One half (1/2) charge for all else.

IMPORTANT NOTE REGARDING GIS MAPS & DATA

-Any new digital products or files produced in accordance with this fee schedule constitute the creation of a new public record per NYS FOIL. Therefore they, and any associated data used in their creation (including user-supplied data), are subject to release. This release can occur without the prior notification or consent of the original requestor. Per FOIL, the County is not obligated to create new records and therefore not all requests may be honored.

Broome County Sheriff's Office

Description	Fees
Records Money	.25 per page for accident reports
Other Public Safety Income	
5th Avoidable Alarm	\$25.00
6th and up	\$50.00
Sheriff ID Fees	\$10.00
Pistol Permits	\$10.00 (County's portion per Penal Law)
State Readies	\$40.00 per day
Other Local Governments	\$85.00 base rate per day inmate house
	\$250.00 Medical per day inmate house
	\$150.00 Special housing per day
US Marshall Jail Facility	\$97.26 per day

Sheriff Fees	MILEAGE CHART				
INCOME EXECUTION - 1ST STAGE	\$40.00	AIRPORT	\$17.00	MAINE	\$20.00
		CASTLE CREEK	\$14.00	MARATHON	\$35.00
INCOME EXECUTION - 2ND STAGE	\$40.00	CENTER VILLAGE	\$26.00	MCCLURE	\$30.50
INCOME EXECUTION - 2ND STAGE ONLY	\$40.00	CHENANGO BRIDGE	\$8.50	MURPHY ROAD	\$12.00
PROPERTY EXECUTION LEVY	\$90.00*	CHENANGO FORKS	\$16.00	NANTICOKE	\$26.00
PROPERTY EXECUTION / SALE - DEPOSIT	\$350.00	CITY OF BINGHAMTON	\$6.00	NINEVEH	\$28.00
PROPERTY EXECUTION REAL PROPERTY DEPOSIT	\$550.00	COLESVILLE ROAD	\$16.50	NORTH SANFORD	\$33.00
		CONKLIN	\$12.00	PORT CRANE	\$13.00
POSTINGS OF NOTICE OF SALE	\$15.00*	CONKLIN FORKS	\$14.00	PORT DICKINSON	\$6.00
SUMMONS (WITH COMPLAINT, NOTICE & PETITION)	\$15.00*	CORBETTSVILLE	\$16.50	PIERCE CREEK RD	\$12.00
INFORMATION SUBPOENA	\$45.00*	DAMASCUS	\$29.00	RICHFORD	\$30.50
SUBPOENA (DUCES TECUM)	\$15.00*	DEPOSIT	\$34.00	ROSS CORNERS	\$14.00
CITATION	\$15.00*	EAST MAINE	\$20.00	SANITARIA SPRINGS	\$16.00
3 DAY NOTICE OR 30 DAY NOTICE TO TENANT	\$22.00*	ENDICOTT	\$12.00	TRACEY CREEK RD	\$16.50
SHOW CAUSE ORDER	\$45.00*	ENDWELL	\$9.50	TRIANGLE	\$29.00
NOTICE OF MOTION	\$45.00*	GLEN AUBREY	\$23.50	TUNNEL RD	\$23.50
WRIT OF HABEAS CORPUS (CONTEMPT ORDER)	\$45.00*	GLENDALE	\$14.00	UNION CENTER	\$15.50
ORDER/WARRANT OF ARREST	\$65.00*	HARPURSVILLE	\$24.50	VESTAL CENTER	\$19.50
ANY OTHER MANDATE ORDERS	\$45.00*	HAWLEYTON	\$12.00	VESTAL	\$14.00
ORDER OF SEIZURE	\$90.00*	JOHNSON CITY	\$7.00	WEST CORNERS	\$13.00
ADDITIONAL DEFENDANT SERVED	\$40.00	KATTELVILLE ROAD	\$13.00	WHITNEY POINT	\$26.00
WITH SUMMONS AND COMPLAINT	\$15.00	KILLAWOG	\$30.50	WINDSOR	\$26.00
EACH ADDITIONAL SERVICE	\$15.00	KIRKWOOD	\$13.00		
ORDER OF ATTACHMENT	\$85.00*	LISLE	\$28.00		
ADDITIONAL LEVY	\$40.00				
WITH SUMMONS AND COMPLAINT	\$15.00				
EACH ADDITIONAL SERVICE	\$15.00				
NOTICE OF APPEAL	\$30.00*				
NOTICE OF PETITION/PETITION TO RECOVER	\$47.00*				
ADDITIONAL TENANT	\$15.00				
WARRANT OF EVICTION	\$112.00*				
ADDITIONAL TENANT	\$30.00				

*Additional Fee for serving incarcerated individual \$5.00

Audit & Control - Weights & Measures

1. Scales		Fee	6. Vehicles		Fee
(I)	Up to and including 15 kg (33 lb) capacity:		(I)	Metering systems 300 L/min (79 gpm) or less	\$ 100
(a)	for each of the first five scales per establishment	\$ 20		"Re-seal" - adopted by the Broome County Legislature 11/20/03	\$ 25
(b)	for each scale per establishment after the first five	\$ 10	(II)	Metering systems over 300 L/min (79 gpm)	\$ 120
(II)	Over 15 kg (33 lb) and including 300 kg (661 lb) capacity	\$ 40	(III)	Compartment calibration:	
(III)	Over 300 kg (661 lb) and including 1,500 kg (3,307 lb) capacity	\$ 100	(a)	Up to and including 3,000 L (793 gal) capacity	\$ 40
(IV)	Over 1,500 kg (3,307 lb) and including 7,000 kg (15,432 lb) capacity	\$ 140	(b)	Over 3,000 L (793 gal) and including 6,000 L (1,585 gal) capacity	\$ 80
(V)	Over 7,000 kg (15,432 lb) and including 23,000 kg (50,706 lb) capacity	\$ 160	(c)	Over 6,000 L (1,585 gal) and including 12,000 L (3,170 gal) capacity	\$ 120
(VI)	Over 23,000 kg (50,706 lb) capacity	\$ 200	(d)	Over 12,000 L (3,170 gal) capacity	\$ 240
(VII)	Tank, batch and crane scales	\$ 200			
2. Weights - field standard (Class F)			7. Stationary petroleum metering systems		
(I)	Up to and including 3 kg (7 lb)	\$ 8	(I)	Up to 400 L/min (106 gpm)	\$ 100
(II)	Over 3 kg (7 lb) and including 30 kg (66 lb)	\$ 16	(II)	Over 400 L/min (106 gpm) and including 2,000 L/min (528 gpm)	\$ 120
(III)	Over 30 kg (66 lb) and including 300 kg (661 lb)	\$ 32	(III)	Over 2,000 L/min (528 gpm) and including 4,000 L/min (1,057 gpm)	\$ 140
(IV)	Over 300 kg (661 lb) and including 1,200 kg (2,646 lb)	\$ 60	(IV)	Over 4,000 L/min (1,057 gpm)	\$ 160
3. Linear field measures			8. Bulk milk tanks		
(I)	Up to 1 m (39 in)	\$ 4	(I)	Up to 3,000 L (793 gal) capacity	\$ 40
(II)	Over 1 m (39 in) and including 16 m (52 ft)	\$ 8	(II)	Over 3,000 L (793 gal) and including 6,000 L (1,585 gal) capacity	\$ 80
(III)	Over 16 m (52 ft) and including 31 m (102 ft)	\$ 12	(III)	Over 6,000 L (1,585 gal) and including 12,000 L (3,170 gal) capacity	\$ 120
(IV)	Over 31 m (102 ft)	\$ 20	(IV)	Over 12,000 L (3,170 gal) capacity	\$ 240
(V)	Fabric measuring devices	\$ 20			
(VI)	Wire and cordage measuring devices	\$ 40			
4. Liquid measures and devices			9. Timing devices		
(I)	Liquid measures 20 L (5 gal) or less	\$ 8	(I)	All commercially used devices where time is a basis for charge except for:	\$ 4
(II)	Liquid pump (hand-operated) 20 L (5 gal) or less	\$ 20	(II)	Devices owned or operated by governmental agencies	N/C
5. Petroleum dispensing and measuring devices			10. Taxi meters		
(I)	Single dispensing pump	\$ 20	(I)	Any taxi meter used to calculate the value of a measured ride	\$ 40
(II)	Dual dispensing pump	\$ 40			
(III)	Blend dispensing pump	\$ 40			
(IV)	Grease and oil pump	\$ 8			

Broome County Fee Schedule

GREATER BINGHAMTON AIRPORT

Short Term Parking Rates

First Fifteen Minutes	Free
16 Minutes through 60 Minutes	\$ 1.25
Second - Fifth Hour	\$ 1.50 per hour
After Fifth Hour	\$ 1.75 per hour
Maximum Daily	\$ 9.00 per day
Maximum Weekly	\$ 54.00 per week

Long Term Rates

First & Second Hour	\$ 1.50 per hour
After Three Hours	\$ 2.00 per hour
Maximum Daily	\$ 7.00 per day
Maximum Weekly	\$ 42.00 per week

WILLOW POINT NURSING HOME

Semi-private Room Daily Rate	\$ 240.00
Plus: NYS Assessment (6%)	\$ 14.40
Total	\$ 254.40

Private Room Daily Rate	\$ 250.00
Plus: NYS Assessment (6%)	\$ 15.00
Total	\$ 265.00

Cable Television (per month)	\$ 5.00
------------------------------	---------

Guest Meals:	
Regular	\$ 3.50
Holiday	\$ 6.50

Hair Care Price List:

Haircut - Man's	\$ 6.75
Haircut - Woman's	\$ 9.25
Shampoo & Set	\$ 9.50
Permanent	\$ 25.00
Conditioner	\$ 2.00
Tint or Six Week Color	\$ 19.00
Six Week Rinse	\$ 10.00
Shampoo	\$ 3.50
Color Rinse	\$ 1.25

FRONT STREET DOG SHELTER

Adoption Fee	\$215.00
Redemption Fees:	
First Impoundment	\$44 first 24 hours \$6 each additional or part of 24 hours day 2 & 3 \$11 day 4 +
Second Impoundment	\$55 first 24 hours \$6 each additional or part of 24 hours day 2 & 3 \$11 day 4 +
Third Impoundment	\$66 first 24 hours \$6 each additional or part of 24 hours day 2 & 3 \$11 day 4 +
Emergency Boarding	
	\$22/day for single dog Max 30 days \$19/day for multiple dogs Max 30 days
Prearranged Boarding	
	\$22/day for single dog + \$2 for food if not provided by owner \$19/day for multiple dogs + \$2/dog for food if not provided by owner
Bath Fee	
	\$17
Accepting Unwanted Dogs:	
Owners outside Broome County	\$30/ adoptable dog
Dog adopted from other shelter	\$30/ adoptable dog
Owner Requested Euthanasia	
	\$40/per dog
Vaccination Fee	
	\$44/redeemed or unredeemed

SECURITY

Taxicab Fees				
Business License		\$250.00		Annual
Driver's License	New App.	\$ 120.00	Renewal	\$ 60.00
	Re-issuing	\$ 25.00	Replace	\$ 25.00
Vehicle License	Non-hybrid	\$ 300.00	Hybrid	\$ 100.00
	Transfer	\$ 25.00	Replace	\$ 25.00
Vehicle Inspection	Inspection	\$ 25.00	Re-inspect	\$ 25.00
	Replacement	\$ 25.00		

Broome County Fee Schedule

Civil Service Exams		Real Property Tax Bill Processing Charges		Broome County Library	
Open-competitive	\$ 15.00	Maintenance	\$ 0.85	Overdues	
Promotional	\$ 7.50	Paper	\$ 0.06	Adult materials	.10/day/item
Uniformed OC	\$ 25.00	Folding	\$ 0.05	Print	.10/day/item
Uniformed Prom	\$ 12.50	Stuffing	\$ 0.07	CDs	.10/day/item
*Unemployed DSS recipients who are primarily responsible for their household may receive waivers		Sealing	\$ 0.07	Books on tape	.10/day/item
		Printing	\$ 0.09	Interlibrary loan (ILL)	\$.50/day/item
		Additional Insert	\$ 0.07	VC/DVD	\$2.00/day/item
Legislature		911 Emergency Services			
Directory of County, Town and Village Officials	First, free. \$3.00 each additional	Wireline phones	\$.35/month	Children's materials	.10/day/item
Freedom of Information Request	\$.25/page	Wireless phones	\$.30/month	Print	.10/day/item
FOI CD	\$2.00			CDs	\$.10/day/item
FOI Photograph (Polaroid)	\$2.00	Public Transportation (Bus Fees)		VC/DVD	\$2.00/day/item
FOI Digital Photograph (Standard Paper)	\$0.28	Peak	\$ 1.50	Maximum fines	
FOI Digital Photograph (photographic paper)	\$0.50	Off Peak	\$ 0.75	Hardcover books and AV	\$10.00
Budget Book (hard copy)	\$20.00	Transfers	-	VC/DVD	\$20.00
Budget Book (CD)	\$2.00	Seniors and disabled (Off Peak)	\$ 0.75	Paperbacks and periodicals	\$5.00
Capital Improvement Program	\$3.50	1 Ride Pass (22 for \$25)	\$ 30.00	Youth Services hardcover books	\$5.00
		12 Ride Pass	\$ 15.00	Interlibrary loan (ILL)	No Limit
		31-day Pass (Unlimited)	\$ 52.50	Repair for recirculation	Varies
		Student Pass (31-day)	\$ 33.00	Processing fees	\$10.00
		Seniors & Disabled (31-day)	\$ 33.00	Lost card	\$3.00
		BC Country	\$ 3.00	Returned check fee	\$20.00
		BC Country Seniors & Disabled	\$ 2.00	Photocopies (public machines)	.25/copy
		BC Lift	\$ 2.50	Microfilm Prints	.25/copy
Real Property		Public Defender			
Small Maps	\$ 3.00	Court Ordered Revenue		Computer paper (for public computers)	.15/sheet
Large Maps	\$ 5.00	Misdemeanors	\$65/hour	Room Rental (May include additional charges)	
Planametric Map:		Felonies	\$75/hour	Broome County Government	Free
Small Maps	\$ 3.00	Parole Matters	\$75/hour	City of Binghamton	Free
Large Maps	\$ 5.00			Profit Corporations half day	various*
Full County Maps-Disk	\$ 500.00			Profit Corporations full day	various*
Title Search Fee	\$ 150.00			Non-Profit Groups half day	various*
Tax Installment Certification	\$ 10.00			Non-Profit Groups full day	various*
Full Sheet Ariel Maps	\$ 20.00				
Tax Receipt (pick up)	\$ 1.00				
Tax Receipt (mail or fax)	\$ 2.00				
Copies	\$ 0.25				

*depending on size of rented room