

Broome County **BUDGET**

Adopted
2015



TABLE OF CONTENTS

<u>ITEM</u>	<u>PAGE</u>	<u>ITEM</u>	<u>PAGE</u>
Budget and Appropriations Resolutions	A-1	Public Safety	
Broome County Administration	A-4	Sheriff (Elected Official)	156
Broome County Legislature	A-5	Emergency Services	170
BUDGET MESSAGE	A-7	Probation	185
Schedule 1 – Summary by Funds	A-17	Security Services/Public Works	195
		Stop-DWI	202
OPERATING BUDGET		Health	
General Government		Health	210
Legislature (Elected Official)	2	Mental Health	239
Executive (Elected Official)	10	Willow Point Nursing Facility	247
County Clerk (Elected Official)	15	Transportation	
District Attorney (Elected Official)	30	Aviation	286
Audit & Control	36	Highways/Public Works	294
Central Food & Nutrition Services–Internal Services	45	County Roads	294
Coroners	52	Road Machinery	303
Elections	56	Public Transportation	308
Office of Management & Budget	62	Economic Assistance & Opportunity	
Information Technology	69	Aging, Office for (OFA)	318
Law (County Attorney)	84	Social Services (DSS)	324
Personnel	94	Veterans’ Services	357
Public Defender	102	Home & Community Services	
Public Works	108	Office of Energy Development	366
Fleet Management – Internal Services	123	Planning & Economic Development	371
Purchasing	129	Solid Waste Management	378
Real Property Tax Service	135		
Risk & Insurance	142		
Risk Management – Internal Services	142		
Health Insurance – Internal Services	148		
Workers’ Compensation – Internal Services	151		

<u>ITEM</u>	<u>PAGE</u>
Culture & Recreation	
Veterans Memorial Arena	388
Forum (Performing Arts Theater)	395
En-Joie Golf Course	400
Parks & Recreation	406
Library	421

Unallocated Items

Special Objects of Expense/Contract Agencies	430
Debt Service (General Fund only)	436
Interfund Transfers (General Fund only)	439

CAPITAL BUDGET

Capital Budget	442
Summary of Debt	452
History of Debt Service	453
Serial Bonds	454
BANS	480
Statement of Authorized and Unborrowed Debt	483
Authorized Capital Projects	486
Debt Statement Summary	491
Community College Debt Liability & Payment History	492

SUPPLEMENTARY INFORMATION

Personnel Changes	504
Personnel Summary	506
Financial Summaries	509
Historical Tax Levy/Rate	518
Property Tax Levy by Municipality	520
Property Tax Exemption Summary	522

<u>ITEM</u>	<u>PAGE</u>
County Fees	
Arena	525
Forum	526
Parks	527
En-Joie Golf	528
Tax Collection	529
County Clerk	530
Motor Vehicles	532
Health Department	533
Landfill Tip Fee	535
Mental Health	536
Office For Aging	537
Planning (Mapping & Data)	538
Sheriff	541
Weights & Measures	542
Miscellaneous	543
Greater Binghamton Airport	
Willow Point Nursing Home	
Dog Shelter	
Taxicab Fees	
Civil Service Exams	
Legislature	
Real Property	
911 Emergency Services	
Public Transportation	
Public Defender	
Library	

**RESOLUTION NO. 2014-393 APPROVING THE 2015-2020 CAPITAL
IMPROVEMENTS PROGRAM**

RESOLVED, that the 2015 Capital Budget and the 2015-2020 Capital Improvements Program as accompanying the tentative budget for 2015, and as corrected and amended is hereby approved and adopted as the 2015 Capital Budget and 2015-2020 Capital Improvements Program for the County of Broome, and be it

FURTHER RESOLVED, that the Director of the Office of Management and Budget be and hereby is authorized, empowered, and directed to correct any modification, changes, additions, and/or typographical errors not effecting the substance of the capital budget and capital program, and that the Director of the Office of Management and Budget is further directed, after making such corrections, to file the same with the Clerk of the County Legislature and to furnish said clerk with sufficient copies thereof for the members of the County Legislature.


COUNTY OF BROOME)) ss
STATE OF NEW YORK)


I, the undersigned, Clerk of the Legislature of the County of Broome, DO HEREBY CERTIFY that the above is an original resolution of such Legislature, duly adopted on the 6th day of November 2014, by a majority of the members elected to the Legislature of said County at a regular meeting of said Legislature.

I FURTHER CERTIFY that at the time said resolution was adopted said Legislature was comprised of fifteen members.

IN WITNESS WHEREOF, I have hereunto set my hand and affixed the corporate seal of said Legislature this 13th day of November, 2014.

Date sent to County Executive: November 13, 2014

Approved 
County Executive



Clerk, County Legislature
County of Broome

Date:

RESOLUTION NO. 2014-394 ADOPTING THE BROOME COUNTY BUDGET FOR FISCAL YEAR 2015

RESOLVED, that the tentative budget of the County of Broome, including the County's 2015 Capital Budget, as corrected and amended to \$365,707,967 be and it hereby is adopted as the budget for the County of Broome, for the year commencing January 1, 2015 and ending December 31, 2015 and be it


FURTHER RESOLVED, that the Director of the Office of Management and Budget is hereby authorized, empowered, and directed to correct any modifications, changes, additions and/or typographical errors not effecting the substance of the budget and that the Director of the Office of Management and Budget is further directed, after making such correction, to file same with the Clerk of the County Legislature and to furnish said Clerk with sufficient copies thereof for the members of the County Legislature.


COUNTY OF BROOME)) ss
STATE OF NEW YORK)

I, the undersigned, Clerk of the Legislature of the County of Broome, DO HEREBY CERTIFY that the above is an original resolution of such Legislature, duly adopted on the 6th day of November 2014, by a majority of the members elected to the Legislature of said County at a regular meeting of said Legislature.

I FURTHER CERTIFY that at the time said resolution was adopted said Legislature was comprised of fifteen members.
IN WITNESS WHEREOF, I have hereunto set my hand and affixed the corporate seal of said Legislature this 13th day of November, 2014.

Date sent to County Executive: November 13, 2014

Approved 
County Executive


Clerk, County Legislature
County of Broome

Date:

**RESOLUTION NO. 2014-395 MAKING APPROPRIATIONS FOR THE CONDUCT OF THE
BROOME COUNTY GOVERNMENT FOR FISCAL YEAR 2015**

WHEREAS, this County Legislature, by an accompanying Resolution 2014-394 of 2014, has adopted a budget for fiscal year 2015, now, therefore be it

RESOLVED, that the several amounts specified in such budget under the various categories and the various objects of expense in the 2015 tentative budget under the recommended column, unless a specific change or correction has been made in the same, in which case such change or corrected figure shall apply, shall be the amount appropriated for such items, effective January 1, 2015, and be it

FURTHER RESOLVED, that the fee schedules changing, deleting or establishing certain fees for the purpose of offsetting operating expenses be adopted, and be it

FURTHER RESOLVED, that the Director of the Office of Management and Budget is hereby authorized, empowered and directed to correct any modifications, changes, additions and/or typographical errors not affecting the substance of the budget, and that the Director of the Office of Management and Budget is further directed, after making such corrections, to file same with the Clerk of the County Legislature and to furnish said Clerk with sufficient copies thereof for the members of the County Legislature.

COUNTY OF BROOME)
STATE OF NEW YORK) ss


I, the undersigned, Clerk of the Legislature of the County of Broome, DO HEREBY CERTIFY that the above is an original resolution of such Legislature, duly adopted on the 6th day of November 2014, by a majority of the members elected to the Legislature of said County at a regular meeting of said Legislature.


I FURTHER CERTIFY that at the time said resolution was adopted said Legislature was comprised of fifteen members.

IN WITNESS WHEREOF, I have hereunto set my hand and affixed the corporate seal of said Legislature this 13th day of November, 2014.

Date sent to County Executive: November 13, 2014

Approved


County Executive


Clerk, County Legislature
County of Broome

Date:

2014 BROOME COUNTY ADMINISTRATION

County Executive's Office

Debra A. Preston
 John M. Bernardo
 Gabe Osterhout
 Karen Veruto
 Leighton A. Rogers
 Deidre L. Martin
 Carolyn M. Penna

County Executive
Deputy County Executive
Communications Assistant
Executive Assistant
Constituent Services/Administrative Assistant
Constituent Services/Administrative Assistant
Administrative Assistant

Office of Management & Budget

Marie F. Kalka
 Jennifer L. Lindsay
 Jerome Z. Knebel

Director, **Office of Management & Budget**
 Deputy Director, **Accounting**
 Deputy Director, **Budget**

Elected and Appointed Officials

Jerry F. Marinich
 Richard R. Blythe
 Gerald F. Mollen
 David E. Harder
 Aaron M. Martin
 Alex J. McLaughlin
 Robert N. Nielsen, Jr. Esq.
 John L. Perticone, Esq.
 John C. Prindle, MD
 Dr. Kevin Drumm

Chairman, **Legislature**
 County Clerk
 District Attorney
 Sheriff
 Clerk, **Legislature**
 Comptroller, **Audit & Control**
 Commissioner, **Elections**
 Commissioner, **Elections**
 Coroner
 President, **SUNY Broome**

Jamie Kelly
 Anthony Capozzi
 Carl R. Beardsley
 Barbara M. Travis
 Michelle L. Haus
 Brett B. Chellis
 James Tripp
 Claudia A. Edwards
 Dennis O'Keefe
 Robert Behnke
 Lisa S. Wise
 Arthur Garrison
 Thomas H. Behan
 Elaine Miller
 Lorraine S. Wilmot
 Jay L. Wilber
 Gregory Kilmer
 Daniel A. Schofield

 John A. Flynn
 David Hamlin
 Thomas Dellapenna
 James Dadamio
 Christopher H. Marion
 Arthur R. Johnson
 Brian J. Vojtisek
 James De Luca-CPA, LNHA

Heads of County Departments

Director, **Office for Aging**
 Manager, **Arena/Forum**
 Commissioner, **Aviation**
 Program Coordinator, **CASA**
 Director, **Central Food**
 Director, **Emergency Services**
 Director, **Employment & Training**
 Director, **Health**
 Director, **Information Technology**
 County Attorney, **Law**
 Director, **Library**
 Director, **Parks Recreation & Youth Services**
 Personnel Officer
 Commissioner, **Planning & Economic Development**
 Director, **Probation**
 Public Defender
 Commissioner, **Public Transportation**
 Commissioner, **Public Works, Parks, Recreation & Youth Services**
 Director, **Purchasing**
 Director, **Real Property Tax Services**
 Risk Manager, **Risk & Insurance**
 Director, **Security**
 Coordinator, **STOP-DWI**
 Commissioner, **Social Services & Mental Health**
 Director, **Veterans' Services**
 Administrator (Interim) **Willow Point Nursing Home**

2014 BROOME COUNTY LEGISLATURE

LEGISLATORS

District 1	Stephen J. Flagg
District 2	Scott D. Baker
District 3	Kelly F. Wildoner
District 4	Daniel D. Reynolds
District 5	Daniel J. Reynolds
District 6	Greg W. Baldwin
District 7	Matthew J. Pasquale
District 8	Jason E. Shaw
District 9	Ronald J. Keibel
District 10	Jerry F. Marinich
District 11	Colleen E. McCabe
District 12	Michael P. Sopchak
District 13	Anthony F. Fiala, Jr.
District 14	Jason T. Garnar
District 15	Mark R. Whalen

STAFF

Aaron M. Martin
Clerk of the Legislature
Carol L. Hall
Deputy Clerk
Robert J. O'Donnell
Second Deputy Clerk
Christopher P. Dziezic
Legislative Assistant

THIS PAGE IS
INTENTIONALLY LEFT BLANK

Broome County Budget Message
County Executive Debbie Preston
September 15, 2014

Good afternoon.

Thank you Chairman Marinich, Majority Leader Keibel, Minority Leader Garnar and Legislators. I'd like to welcome our employees, department heads, fellow municipal leaders and Broome County residents to this 2015 Broome County Budget Address.

To provide insight on our future, we must reflect on our past as well as the present state of affairs.

This past year has been a very difficult one, not only for me personally, but for the entire County. We had a brutal start to the year, with an unusually cold winter and the lingering effects of a recession that affected our sales tax collections, our mortgage tax collections and our Clerk fees in a major way!

We've recovered, some, from the horrendous first and second quarters, but unfortunately, we will still fall short of forecast.

While sales tax fell short of projections, our hotel/motel tax exceeded our expectations and the additional unanticipated revenue from that will only help offset some of our shortfalls.

As a result, putting together this 2015 Budget has been a challenge, to say the least. Before I get into the numbers, I'd like to tell you that this process has been filled with difficult decisions, arguments, disagreements, spirited discussions and debate. I'd like to thank each and every one of our department heads for presenting us with a responsible budget plan for next year.

Many of the tough decisions we made were based on our rising cost structure, unfunded mandates from the state and obvious revenue challenges. I've always attacked problems head on and this challenge was no different. As I've said on many occasions, it's my job to make the tough choices that affect the 200,000 residents we serve.

Earlier this year, Governor Andrew Cuomo announced incentives for municipalities that cap taxes at less than 2% growth. And while our Governor and the folks in Albany will undoubtedly tout their success keeping state taxes low, what they won't tell you is they are

continuing to pass the buck to the local municipalities through unfunded mandates. Many of the services that we are required to provide originate in Albany with no plan for sustainable funding, which results in a burden shift to you and me.

One of the major programs in Broome County that will no longer be funded by New York State is the Juvenile Delinquency program.

The cost of running this mandatory program now falls under our probation department and will cost us an additional \$573,000 this year.

So while Albany says its cutting costs, you can see they are actually just passing the buck to local municipalities.

After months of analysis and debate, we have come up with a budget that calls for a tax levy increase of 2.49 %t. But I want to make clear that this proposal is well below the tax cap rate of 3.93%.

Could we have delivered a 0% increase for the coming year? Sure. No problem. However, I will not put in place a budget using one-shot gimmicks, overstating our revenues or kicking the can down the road.

Many difficult choices were made in crafting this budget, with the overall emphasis on continuing to provide the services that our bosses, our County residents, have come to rely on.

Last year, Broome County sent out 86,000 tax bills.

And while many wonder why their money should go to pay for things they don't use, please know that there are thousands of people in our community who rely on Social Service Programs, the B.C. Transit System, our County Parks System and more.

It would be easy to say let's eliminate these services to keep our taxes low.

But that's not the responsible thing to do.

After all, we work for 200,000 people in Broome County and we have to make difficult decisions each and every day to make sure those less fortunate are taken care of.

Sales Tax Sharing:

When I took office, I promised to restore the sales tax sharing formula with municipalities to a 50/50 split, over a period of years.

We've been steadily moving toward that goal, giving back 10% in each of the last two years.

To help save money for Broome County, we could reverse that approach like other counties throughout the state are doing now

But I won't do that. I refuse to pass the buck to our local municipalities, like Albany is doing to us.

Although there is no proposed increase in 2015, we remain committed to restoring the original split over the stated period as our economy improves.

We have spoken with the municipalities and explained our position to them. They understand they won't be receiving any more sales tax, but they won't be receiving any less either.

Contract Agencies:

Another difficult choice is whether we should continue funding of the County's contract agencies.

These agencies include organizations such as the Greater Binghamton Chamber of Commerce, Cornell Cooperative Extension, Binghamton Zoo at Ross Park, Discovery Center, Arts Council, the Historical Society, local libraries and more.

We've helped to fund these agencies throughout the years.

Remember this; \$691,000 represents one percent of our property tax funding.

Last year, we provided these agencies more than \$1,000,000 in total funding.

We could stop funding them and lower the tax rate, by nearly 1.5 %.

But these groups rely a great deal on this funding, and some may close their doors without it.

Many of these organizations are the fabric of the County's cultural well-being.

Could these be cut?

Yes.

But I made the difficult choice to continue funding them because they are organizations that are strongly relied on by many of our residents.

Parks/Arena/En-Joie:

The same thing can be said for our County parks.

Currently, Broome County operates many parks throughout our community at a cost to taxpayers of over \$2,100,000 a year.

These parks are enjoyed by a majority of Broome County residents as nearly 2,000,000 people visit them annually.

The parks are often filled with summer camps, softball tournaments, events like the Spiedie Fest, concerts, triathlons, fishing competitions like the Crappie Derby, racing championships, fundraising walks and runs, educational opportunities and more.

We could close a couple of these parks to save money, but we've made the difficult choice to keep them open because they are a valuable resource to our community. They regularly bring in hundreds of thousands of people who spend money at our local establishments.

The same thing can be said for the Forum and the Floyd L. Maines Veterans Memorial Arena.

We could sell or privatize these venues and save taxpayers in excess of \$800,000 annually.

But where would people go to watch hockey in the winter? Or to watch a Broadway level show, a big named concert act, a family friendly show such as Disney on Ice, and more? These venues add to the fabric of our community and act as a catalyst for people to visit Broome County, spending money in our hotels and restaurants, local stores and more.

Yes, we could close these facilities or sell them to save a couple of million dollars a year, but we would also lose out on the millions of dollars of economic development that these venues bring to our community and pieces of our community's fabric.

Willow Point/Transit:

Two big expense drivers for the County are the Willow Point Nursing Home and the B.C. Transit system.

Many people ask us why they have to pay for these services, when they never use them.

My response is and has always been, unless we find a better way, we will continue to maintain our commitment to these important divisions.

We've made progress over the last couple of years, improving the operations in both.

We commissioned a study to find better ways in which to operate the nursing home from both a revenue and expense perspective. I want to know what can be done to run it more effectively not only from a service perspective for our residents, but also a cost perspective for the taxpayers of Broome County. We are awaiting the results of that study, which we expect to see in the near future.

In 2015, we estimate that nearly \$3,000,000 in local tax dollars will be invested to run the nursing home.

Our transit system is in a similar situation. In 2015, we estimate that nearly \$2,000,000 will be invested to run our transit system.

We were handed an aging fleet of busses and we are slowly replacing this fleet over a period of years.

Old busses use more fuel and are often harder to fix, costing additional dollars.

I don't have a magic wand to wave to replace the entire fleet, but we are doing what is fiscally responsible and replacing them over a period of years.

We are planning to initiate a complete route analysis in the next few months, which will evaluate the entire B.C. Transit system to identify how to run this service in a more efficient and cost effective manner. The goal is to deliver the service to those that rely on it in the most efficient manner possible.

Could we sell or privatize the Transit system or Willow Point and save taxpayers millions of dollars?

Sure.

But I've made the difficult choice not to do that.

We need to improve our operations in both divisions and insure that the residents of Broome County have these services when they need them.

I've said since the beginning, things didn't happen overnight and they can't be fixed overnight.

We are taking steps to correct things one day at a time.

Looking Forward:

Things aren't all doom and gloom in Broome County.

Our Employees and Union Negotiations:

We've begun productive discussions with several of our unions who appear to recognize the difficult situation that we're in and seem willing to work with us to help solve our budget problems.

I am very thankful that they understand our current situation and I greatly appreciate their willingness to work with us in fixing this issue.

We continue the trend of replacing only essential personnel. This policy starts in my office where I have decided not to fill the vacant Deputy County Executive position, saving nearly \$100,000 a year. In this upcoming year, every little bit helps.

Another positive note is the cost of retirement for County employees continues to decline saving money for the taxpayers.

Medicaid costs have finally been capped and in some cases are actually on the decline which has saved a great deal of money.

We will also see a dramatic savings in our health insurance.

Even with the Affordable Care act, based on a strong health insurance fund balance, we were able to decrease our budget by \$650,000, while allowing us to keep premiums flat.

This is not only a major savings for County taxpayers, but also County employees.

Economic Development:

As I've said many times over the last few years, the only real solution to our economic problems is to make jobs and economic development a priority. I'm proud to say that our strong partnership with the Broome County Industrial Development Agency is beginning to show real results.

I'd like to acknowledge Kevin McLaughlin for working with us on several projects.

ADEC Solutions, a global provider of data and document management solutions will be expanding operations and moving into the Broome Corporate Park, which will result in the creation of 200+ jobs in the next few years.

Tool Room Express, a leading provider of custom plastic injected molded parts located here in Broome County, will be expanding operations and creating a minimum of twenty six new manufacturing jobs.

Engineering Manufacturing Technologies, which manufactures critical precision parts, will be purchasing a new building to expand their operations in Endicott and create over 20 new manufacturing jobs.

These three companies will invest more than \$6,000,000 in Broome County and create over 240 jobs in the next 2-3 years.

Not only will these companies bring in jobs and new investments, they will increase our property tax base. And we anticipate they will certainly help increase our sales tax revenue.

These are just a few examples of how my office is working hand-in-hand with our leading economic development agency to provide real jobs and opportunity in Broome County.

The Arena:

We've made major upgrades at the Floyd L. Maines Veterans Memorial Arena.

On top of bringing in revenue for the naming rights, we've installed new seating, new lighting, we will be installing a new scoreboard and more to make the Arena one of the premier places in the entire country to watch AHL hockey games.

I want to thank Senator Tom Libous for all of his efforts because without him and the grants he secured, none of this would have been accomplished.

Our efforts at the arena were noticed by the Ottawa Senators, who just signed a new 5 year deal to keep their minor league hockey team in Binghamton.

I can't wait for October to roll around so I can get back there to watch our Binghamton Senators in action.

SUNY Broome:

At SUNY Broome Community College, brand new dorms recently opened.

These dorms are bringing students into our community who will spend money in our stores and restaurants which add to our sales tax collections.

The new science center will be opening on campus shortly that will certainly attract more students to start their college careers at a great school like SUNY Broome.

Energy Development:

The Office of Energy Development continues to help reduce costs in the County by instituting energy efficient programs and obtaining grants to help do just that.

I am proud of the great successes of that office.

Through their efforts, the Office of Energy Development saved the County over \$100,000 by installing energy efficient lighting in the parking garages under Government Plaza.

We are getting ready to announce a joint project with the Office of Energy Development and NYSERDA that will help lower our energy costs at the Broome County Public Library, saving thousands more a year.

These are just two examples of ways the Office of Energy Development is helping keep costs low for the County taxpayers.

IT Department:

Over the last couple of years the Information Technology department has been rolling out a new Cisco Voice over IP system to replace our existing phone system. This project is just about complete.

As a result, this implementation has already saved the County thousands of dollars with hundreds of thousands more to follow.

This technology has opened the door to future possibilities in communication advancements. Technologies like online meetings and video conferencing are now available which save travel time and expenses while keeping pace with the daily demands of County business.

These are just a few examples of the good things that are happening in Broome County.

Closing:

When I delivered my State of the County speech earlier this year, I told you that running the County is like putting together a puzzle.

This budget is another piece of that puzzle.

We've made some very difficult choices this year and are delivering what I believe is an honest, responsible budget, which is mindful of all of the residents of Broome County.

Chairman Marinich, you have been a great partner during this budget process and I really appreciate working with you and your team over the last several.

I've said before that I can't do this by myself; we need to work together for the benefit of the people who sign our paychecks, the 200,000 residents of Broome County.

I'd like to thank Minority Leader Garnar for coming to meet with me on a different topic. Working together, we can accomplish great things for the people of Broome County.

I know this is an election year and I ask one thing of all of you. Be open and honest with the people. Don't use fear mongering. Give the residents the truth. They can accept the truth, though they may not like it.

I thank you all and look forward to continuing this partnership with any legislator who wants to discuss this budget in greater detail.

My door is always open.

Thank you for your consideration.

God Bless you, God Bless Broome County and God Bless America!

One more thing.

Congratulations to the Binghamton Mets for bringing home their first championship in 20 years. You have brought a sense of pride not only to the people of Binghamton but to all Broome County residents.

**SCHEDULE
SUMMARY BY FUNDS
2011 - 2015**

SCHEDULE 1
2015 Adopted Budget

	Appropriation	Revenue	Fund Balance	Property Tax Support
General Fund				
GENERAL	\$ 113,143,553	\$ 114,813,519	\$ 4,928,191	\$ (6,598,157)
SOCIAL SERVICES	\$ 118,148,775	\$ 54,777,625		\$ 63,371,150
Enterprise Funds				
AVIATION	\$ 4,177,563	\$ 3,927,988		\$ 249,575
PUBLIC TRANSPORTATION	\$ 12,689,001	\$ 10,746,809		\$ 1,942,192
SOLID WASTE MANAGEMENT	\$ 9,921,006	\$ 9,641,359	\$ 279,647	\$ -
WILLOW POINT NURSING HOME	\$ 29,385,948	\$ 29,385,948		\$ -
Internal Services Funds				
CENTRAL FOOD & NUTRITION	\$ 4,316,141	\$ 4,542,339	\$ (226,198)	\$ -
FLEET MANAGEMENT	\$ 1,380,653	\$ 1,284,750	\$ 95,903	\$ -
HEALTH INSURANCE	\$ 49,590,607	\$ 46,404,082	\$ 3,186,525	\$ -
RISK MANAGEMENT	\$ 2,121,261	\$ 2,121,261		\$ -
WORKERS' COMPENSATION	\$ 3,737,422	\$ 3,737,422		\$ -
Special Revenue Funds				
COUNTY LIBRARY	\$ 1,996,263	\$ 811,974		\$ 1,184,289
ROAD MACHINERY	\$ 2,663,271	\$ 142,986		\$ 2,520,285
COUNTY ROAD	\$ 9,805,439	\$ 3,061,411	\$ 100,000	\$ 6,644,028
VETERANS' ARENA	\$ 1,679,036	\$ 859,284		\$ 819,752
GOLF	\$ 952,028	\$ 954,946	\$ (2,918)	\$ -
TOTALS	\$ 365,707,967	\$ 287,213,703	\$ 8,361,150	\$ 70,133,114
Reserve Uncollected Taxes				\$ 700,000
Total Tax Levy				\$ 70,833,114
2014 Totals	\$ 376,066,612	\$ 300,822,646	\$ 6,833,743	\$ 69,110,223
Difference	\$ (10,358,645)	\$ (13,608,943)	\$ 1,527,407	\$ 1,722,891
Percentage Diff	-2.75%	-4.52%	22.35%	2.49%

	2014	2015	Difference	% Difference
Full Values	\$ 9,386,690,111	\$ 9,527,423,490	\$ 140,733,379	1.499%
Taxable Values	\$ 5,581,341,663	\$ 5,639,939,495	\$ 58,597,832	1.050%
Full Value Tax Rate	\$7.36	\$7.43	\$0.07	0.979%
Taxable Value Tax Rate	\$12.38	\$12.56	\$0.18	1.428%

SCHEDULE 1
2015 Recommended Budget

	Appropriation	Revenue	Fund Balance	Property Tax Support
General Fund				
GENERAL	\$ 113,075,953	\$ 114,816,293	\$ 4,953,191	\$ (6,693,531)
SOCIAL SERVICES	\$ 118,237,795	\$ 54,771,271		\$ 63,466,524
Enterprise Funds				
AVIATION	\$ 4,177,563	\$ 3,927,988		\$ 249,575
PUBLIC TRANSPORTATION	\$ 12,689,001	\$ 10,746,809		\$ 1,942,192
SOLID WASTE MANAGEMENT	\$ 9,920,347	\$ 9,641,359	\$ 278,988	\$ -
WILLOW POINT NURSING HOME	\$ 29,376,690	\$ 29,376,690		\$ -
Internal Services Funds				
CENTRAL FOOD & NUTRITION	\$ 4,316,141	\$ 4,542,339	\$ (226,198)	\$ -
FLEET MANAGEMENT	\$ 1,419,101	\$ 1,323,198	\$ 95,903	\$ -
HEALTH INSURANCE	\$ 49,590,607	\$ 46,404,082	\$ 3,186,525	\$ -
RISK MANAGEMENT	\$ 2,116,938	\$ 2,116,938		\$ -
WORKERS' COMPENSATION	\$ 3,737,422	\$ 3,737,422		\$ -
Special Revenue Funds				
COUNTY LIBRARY	\$ 1,996,263	\$ 811,974		\$ 1,184,289
ROAD MACHINERY	\$ 2,663,271	\$ 142,986		\$ 2,520,285
COUNTY ROAD	\$ 9,805,439	\$ 3,061,411	\$ 100,000	\$ 6,644,028
VETERANS' ARENA	\$ 1,679,036	\$ 859,284		\$ 819,752
GOLF	\$ 952,028	\$ 954,946	\$ (2,918)	\$ -
TOTALS	\$ 365,753,595	\$ 287,234,990	\$ 8,385,491	\$ 70,133,114
Reserve Uncollected Taxes				\$ 700,000
Total Tax Levy				\$ 70,833,114
2014 Totals	\$ 376,066,612	\$ 300,822,646	\$ 6,833,743	\$ 69,110,223
Difference	\$ (10,313,017)	\$ (13,587,656)	\$ 1,551,748	\$ 1,722,891
Percentage Diff	-2.74%	-4.52%	22.71%	2.49%

	2014	2015	Difference	% Difference
Full Values	\$ 9,386,690,111	\$ 9,536,306,842	\$ 149,616,731	1.594%
Taxable Values	\$ 5,581,341,663	\$ 5,646,799,185	\$ 65,457,522	1.173%
Full Value Tax Rate	\$7.36	\$7.43	\$0.07	0.885%
Taxable Value Tax Rate	\$12.38	\$12.54	\$0.16	1.305%

SCHEDULE 1
2014 Adopted Budget

General Fund								
GENERAL	\$	116,736,531	\$	124,154,779	\$	2,111,808	\$	(9,530,056)
SOCIAL SERVICES	\$	122,607,819	\$	56,906,058			\$	65,701,761
Enterprise Funds								
AVIATION	\$	4,211,592	\$	3,883,205			\$	328,387
PUBLIC TRANSPORTATION	\$	12,573,301	\$	11,070,622			\$	1,502,679
SOLID WASTE MANAGEMENT	\$	9,994,165	\$	9,640,546	\$	353,619	\$	-
WILLOW POINT NURSING HOME	\$	30,218,439	\$	30,218,439			\$	-
Internal Services Funds								
CENTRAL FOOD & NUTRITION	\$	4,786,221	\$	4,941,173	\$	(154,952)	\$	-
FLEET MANAGEMENT	\$	1,331,497	\$	1,332,844	\$	(1,347)	\$	-
HEALTH INSURANCE	\$	50,229,732	\$	47,655,117	\$	2,574,615	\$	-
RISK MANAGEMENT	\$	2,116,938	\$	2,116,938			\$	-
WORKERS' COMPENSATION	\$	3,726,083	\$	3,726,083			\$	-
Special Revenue Funds								
COUNTY LIBRARY	\$	2,149,760	\$	808,583	\$	150,000	\$	1,191,177
ROAD MACHINERY	\$	2,566,302	\$	37,101	\$	300,000	\$	2,229,201
COUNTY ROAD	\$	10,275,826	\$	2,732,037	\$	1,500,000	\$	6,043,789
VETERANS' ARENA	\$	1,597,887	\$	654,602			\$	943,285
GOLF	\$	944,519	\$	944,519			\$	-
TOTALS	\$	376,066,612	\$	300,822,646	\$	6,833,743	\$	68,410,223
Reserve Uncollected Taxes							\$	700,000
Total Tax Levy							\$	69,110,223
2013 Totals	\$	365,838,674	\$	292,871,018	\$	5,783,336	\$	67,906,109
Difference	\$	10,227,938	\$	7,951,628	\$	1,050,407	\$	1,204,114
Percentage Diff		2.80%		2.72%		18.16%		1.77%

	2013	2014	Difference	% Difference
Full Values	\$ 9,374,314,876	\$ 9,386,690,111	\$ 12,375,235	0.132%
Taxable Values	\$ 5,549,707,486	\$ 5,581,341,663	\$ 31,634,177	0.570%
Full Value Tax Rate	\$7.24	\$7.36	\$0.12	1.639%
Taxable Value Tax Rate	\$12.24	\$12.38	\$0.15	1.196%

SCHEDULE 1
2013 Adopted Budget

General Fund								
GENERAL	\$	113,137,357	\$	121,402,815	\$	2,431,808	\$	(10,697,266)
SOCIAL SERVICES	\$	121,506,404	\$	56,662,718			\$	64,843,686
Enterprise Funds								
AVIATION	\$	4,102,121	\$	4,102,121			\$	-
PUBLIC TRANSPORTATION	\$	12,246,410	\$	10,886,411			\$	1,359,999
SOLID WASTE MANAGEMENT	\$	9,085,796	\$	9,024,731	\$	61,065	\$	-
WILLOW POINT NURSING HOME	\$	29,806,831	\$	29,836,839	\$	(30,008)	\$	-
Internal Services Funds								
CENTRAL FOOD & NUTRITION	\$	4,748,902	\$	4,942,087	\$	(193,185)	\$	-
FLEET MANAGEMENT	\$	1,301,836	\$	1,374,453	\$	(72,617)	\$	-
HEALTH INSURANCE	\$	47,219,928	\$	43,633,655	\$	3,586,273	\$	-
RISK MANAGEMENT	\$	2,354,572	\$	2,354,572			\$	-
WORKERS' COMPENSATION	\$	3,651,488	\$	3,651,488			\$	-
Special Revenue Funds								
COUNTY LIBRARY	\$	2,214,723	\$	940,190			\$	1,274,533
ROAD MACHINERY	\$	2,363,020	\$	36,051			\$	2,326,969
COUNTY ROAD	\$	9,671,675	\$	2,401,766			\$	7,269,909
VETERANS' ARENA	\$	1,482,881	\$	654,602			\$	828,279
GOLF	\$	944,730	\$	966,519	\$	(21,789)	\$	-
TOTALS	\$	365,838,674	\$	292,871,018	\$	5,783,336	\$	67,206,109
Reserve Uncollected Taxes							\$	700,000
Total Tax Levy							\$	67,906,109
2012 Totals	\$	359,551,676	\$	288,148,544	\$	4,223,118	\$	67,906,109
Difference	\$	6,286,998	\$	4,722,474	\$	1,560,218	\$	-
Percentage Diff		1.75%		1.64%		36.94%		0.00%

	2012	2013	Difference	% Difference
Full Values	\$ 9,732,723,098	\$ 9,393,521,088	\$ (339,202,010)	-3.485%
Taxable Values	\$ 5,511,599,459	\$ 5,583,567,142	\$ 71,967,683	1.306%
Full Value Tax Rate	\$6.98	\$7.23	\$0.25	3.611%
Taxable Value Tax Rate	\$12.32	\$12.16	(\$0.16)	-1.289%

SCHEDULE 1
2012 Adopted Budget

	Appropriation	Revenue	Fund Balance	Property Tax Support
General Fund				
GENERAL	\$ 111,651,650	\$ 121,870,926	\$ -	\$ (10,219,276)
SOCIAL SERVICES	\$ 120,632,875	\$ 55,448,204	\$ -	\$ 65,184,671
Enterprise Funds				
AVIATION	\$ 4,087,322	\$ 4,011,347	\$ 75,975	\$ -
PUBLIC TRANSPORTATION	\$ 11,319,822	\$ 10,253,709	\$ -	\$ 1,066,113
SOLID WASTE MANAGEMENT	\$ 9,414,859	\$ 8,546,985	\$ 867,874	\$ -
WILLOW POINT NURSING HOME	\$ 29,479,256	\$ 29,497,368	\$ (18,112)	\$ -
Internal Services Funds				
CENTRAL FOOD & NUTRITION	\$ 4,525,114	\$ 4,725,778	\$ (200,664)	\$ -
FLEET MANAGEMENT	\$ 1,221,062	\$ 891,331	\$ 329,731	\$ -
HEALTH INSURANCE	\$ 44,920,873	\$ 41,952,559	\$ 2,968,314	\$ -
RISK MANAGEMENT	\$ 2,425,080	\$ 2,425,080	\$ -	\$ -
WORKERS' COMPENSATION	\$ 3,552,253	\$ 3,552,253	\$ -	\$ -
Special Revenue Funds				
COUNTY LIBRARY	\$ 2,342,660	\$ 789,811	\$ 200,000	\$ 1,352,849
ROAD MACHINERY	\$ 2,269,949	\$ 37,351		\$ 2,232,598
COUNTY ROAD	\$ 9,292,074	\$ 2,406,071		\$ 6,886,003
VETERANS' ARENA	\$ 1,481,303	\$ 778,152		\$ 703,151
GOLF	\$ 935,524	\$ 961,619	\$ (26,095)	\$ -
TOTALS	\$ 359,551,676	\$ 288,148,544	\$ 4,223,118	\$ 67,206,109
Reserve Uncollected Taxes				\$ 700,000
Total Tax Levy				\$ 67,906,109
2011 Totals	\$ 354,178,111	\$ 284,787,816	\$ 2,245,623	\$ 67,918,995
Difference	\$ 5,373,565	\$ 3,360,728	\$ 1,977,495	\$ (12,886)
Percentage Diff	1.52%	1.18%	88.06%	-0.02%

	2011	2012	Difference	% Difference
Full Values	\$ 10,001,025,665	\$ 9,732,814,438	\$ (268,211,227)	-2.682%
Taxable Values	\$ 5,485,197,941	\$ 5,511,690,799	\$ 26,492,858	0.483%
Full Value Tax Rate	\$6.79	\$6.98	\$0.19	2.736%
Taxable Value Tax Rate	\$12.38	\$12.32	(\$0.06)	-0.500%

SCHEDULE 1
2011 Adopted Budget

	Appropriation	Revenue	Fund Balance	Property Tax Support
General Fund				
GENERAL	\$ 109,541,683	\$ 121,139,110	\$ -	\$ (11,597,427)
SOCIAL SERVICES	\$ 118,630,400	\$ 52,610,742	\$ -	\$ 66,019,658
Enterprise Funds				
AVIATION	\$ 3,822,280	\$ 3,772,681	\$ 49,599	\$ -
PUBLIC TRANSPORTATION	\$ 11,879,633	\$ 10,024,720	\$ 800,000	\$ 1,054,913
SOLID WASTE MANAGEMENT	\$ 8,996,973	\$ 8,976,078	\$ 20,895	\$ -
WILLOW POINT NURSING HOME	\$ 30,011,115	\$ 30,052,020	\$ (40,905)	\$ -
Internal Services Funds				
CENTRAL FOOD & NUTRITION	\$ 4,528,735	\$ 4,645,409	\$ (116,674)	\$ -
FLEET MANAGEMENT	\$ 896,040	\$ 403,950	\$ 492,090	\$ -
HEALTH INSURANCE	\$ 43,198,872	\$ 42,324,400	\$ 874,472	\$ -
RISK MANAGEMENT	\$ 2,360,456	\$ 2,393,310	\$ (32,854)	\$ -
WORKERS' COMPENSATION	\$ 3,456,310	\$ 3,457,310	\$ (1,000)	\$ -
Special Revenue Funds				
COUNTY LIBRARY	\$ 2,467,369	\$ 849,313	\$ 200,000	\$ 1,418,056
ROAD MACHINERY	\$ 2,171,853	\$ 38,851	\$ -	\$ 2,133,002
COUNTY ROAD	\$ 9,593,745	\$ 2,389,051	\$ -	\$ 7,204,694
VETERANS' ARENA	\$ 1,697,951	\$ 761,852	\$ -	\$ 936,099
GOLF	\$ 924,696	\$ 949,019	\$ (24,323)	\$ -
TOTALS	\$ 354,178,111	\$ 284,787,816	\$ 2,245,623	\$ 67,168,995
Reserve Uncollected Taxes				\$ 750,000
Total Tax Levy				\$ 67,918,995
2010 Totals	\$ 352,593,984	\$ 283,251,997	\$ 6,057,600	\$ 64,331,918
Difference	\$ 1,584,127	\$ 1,535,819	\$ (3,811,977)	\$ 3,587,077
Percentage Diff	0.45%	0.54%	-62.93%	5.58%

	2010	2011	Difference	% Difference
Full Values	\$ 9,997,585,274	\$ 10,001,025,665	\$ 3,440,391	0.034%
Taxable Values	\$ 5,474,666,923	\$ 5,485,197,941	\$ 10,531,018	0.192%
Full Value Tax Rate	\$6.43	\$6.79	\$0.36	5.540%
Taxable Value Tax Rate	\$11.75	\$12.38	\$0.63	5.373%

THIS PAGE IS
INTENTIONALLY LEFT BLANK

GENERAL GOVERNMENT

<u>DEPARTMENT/DIVISION</u>	<u>PAGE</u>	<u>DEPARTMENT/DIVISION</u>	<u>PAGE</u>
Legislative Board		Information Technology	
Clerk of the Legislature	2	Information Services	69
Legislature	7	Communication Services	76
		Telecommunications Services	80
Executive		Law	
Executive	10	Law	84
County Clerk		Law—DSS Legal Unit	89
Records	15	Personnel	94
Motor Vehicles	21	Public Defender	102
Records Management	26	Public Works	
District Attorney	30	Administration	108
Audit & Control		Buildings & Grounds	113
Audit & Control	36	Engineering	118
Weights & Measures	41	Fleet Management	123
Central Foods and Nutrition Services	45	Purchasing	129
Coroners	52	Real Property Tax Services	135
Elections	56	Risk & Insurance	
Office of Mgmt. & Budget	62	Risk Management	142
		Health Insurance	148
		Workers Compensation	151

LEGISLATURE

LEGISLATORS (15)
(Elected)

Chairman
Board of Acquisition & Contract
Capital Program Advisory Committee

LEGISLATIVE BOARD

- COMMITTEES
 - County Administration
 - Economic Development, Education & Culture
 - Finance
 - Health & Human Services
 - Personnel
 - Public Safety and Emergency Services
 - Public Works & Transportation
- RESEARCH SUPPORT

CLERK OF THE LEGISLATURE

- LEGISLATIVE SUPPORT
 - Local Laws and Resolutions
 - Legislative Minutes
 - Committee Minutes
 - Journal of Proceedings
 - Records Management
 - Clerical / Secretarial Support
 - Administration
 - Ethics Disclosure Processing
- FREEDOM OF INFORMATION LAW (FOIL)

LEGISLATIVE CLERK

MISSION STATEMENT

The **Clerk of the Legislature** supervises and coordinates daily activities of the office of the Legislature.

DESCRIPTION

This office drafts and distributes all legislation to appropriate committees; processes, certifies, and disseminates all legislation; provides minutes of all Legislative Sessions and all committee meetings; prepares and files the required documentation on all approved local laws with the Secretary of State; and provides clerical/secretarial support to the individual Legislators. Prepares, maintains, and distributes the Directory of Federal, State, County, and Municipal Officials and a desk blotter-style quick directory.

The Clerk also serves as the Records Access Officer for Broome County Government, processing Freedom of Information Requests on a continual basis.

Maintains and distributes updates to the County's Charter and Administrative Code.

Provides support to the Agricultural and Farmland Protection Board.

Serves as support staff to the Board of Ethics by maintaining, distributing, collecting and submitting for review by the Board, the annual Financial Disclosure Form, which more than 200 County officials are required to complete.

2015 OBJECTIVES

- Continue to improve the paperless process by which resolution requests are submitted.
- Continue to improve the paperless process for the distribution of resolution and agendas to County personnel.
- Continue to make the business of the Legislature accessible to the public through the use of the County website and social media.
- Continue to make accessing public records as easy as possible for the public using a well designed paper form and an on-line submission form.
- Enhance the capabilities of the office and the Legislative Assistant through the use of student interns.
- Continue highlighting the community through initiatives such as the Veterans of Distinction program, the Agricultural Celebration and the Community Art Series.

2015 DEPARTMENTAL BUDGET HIGHLIGHTS

- In the 2015 budget, this office has restricted expenses wherever possible.

12010001
LEGISLATIVE-Clerk

<u>Title of Position</u>	<u>Grade/Unit</u>	<u>2013 Actuals</u>	<u>As of 7/7/2014 Current Authorized</u>	<u>2015 Requested</u>	<u>2015 Recommended</u>	<u>2015 Adopted</u>
<u>FULL TIME</u>						
Clerk of the County Legislature	E Admin	0	1	1	1	1
Clerk of the County Legislature	D Admin	1	0	0	0	0
Deputy Clerk of the County Legislature(40 hours)	18 Admin	0	1	1	1	1
Deputy Clerk of the County Legislature(37.5 hours)	18 Admin	1	0	0	0	0
Second Deputy Clerk of the County Legislature(40 hours)	14 Admin	0	1	1	1	1
Second Deputy Clerk of the County Legislature(37.5 hours)	14 Admin	<u>1</u>	<u>0</u>	<u>0</u>	<u>0</u>	<u>0</u>
Total Full-Time Positions		3	3	3	3	3
<u>PART TIME</u>						
Total Part-Time Positions		0	0	0	0	0
TOTAL POSITIONS		3	3	3	3	3

BROOME COUNTY GOVERNMENT
 REVENUE AND APPROPRIATION SUMMARY
 BY DEPARTMENT AND DIVISION

FUND: 1010 General Operating
 DEPT: 12000000 Legislative
 DIV: 01 Legislative-Clerk

Account	2013 Actuals	2014 Budget	2014 YTD Actuals As of 10/13/14	2015 Budget Requested	2015 Budget Recommended	2015 Budget Adopted
12000000 Legislative						
0000006 Sale of Prop and Comp for Loss						
5000512 MINOR SALES OTHER	1,528	1,800	1,080	1,800	1,800	1,800
0000006 Sale of Prop and Comp for Loss Totals	1,528	1,800	1,080	1,800	1,800	1,800
Rev Total for Div: 1201	1,528	1,800	1,080	1,800	1,800	1,800
0000010 Personal Service						
6001000 SALARIES FULL-TIME	151,299	159,413	117,041	160,551	160,551	160,551
6001002 SALARIES TEMPORARY	0	0	713	0	0	0
0000010 Personal Service Totals	151,299	159,413	117,754	160,551	160,551	160,551
0000040 Contractual Expenditures						
6004010 BOOKS AND SUBSCRIPTIONS	291	300	311	315	315	315
6004012 OFFICE SUPPLIES	355	2,086	1,390	1,000	1,000	1,000
6004055 COMPUTER SOFTWARE AND SUPPLIES	0	1,000	0	0	0	0
6004056 COMPUTER EQUIPMENT(NON CAPITAL)	1,129	2,668	2,106	1,000	1,000	1,000
6004100 POSTAGE AND FREIGHT	0	50	0	50	50	50
6004105 DUES AND MEMBERSHIPS	150	150	150	150	150	150
6004106 GENERAL OFFICE EXPENSES	1,088	2,300	1,246	1,200	1,200	1,200
6004131 PHOTOGRAPHIC EXPENSES	218	0	0	225	225	225
6004137 ADVERTISING AND PROMOTION EXPE	1,074	1,700	838	1,700	1,700	1,700
6004162 EDUCATION AND TRAINING	630	500	255	400	400	400
6004196 COPYING MACHINE RENTALS	1,260	2,888	1,575	2,100	2,100	2,100
6004541 STENOGRAPHIC SERVICES	603	600	200	600	600	600
6004573 OTHER FEES FOR SERVICES	7,401	4,010	1,740	3,400	3,400	3,400
0000040 Contractual Expenditures Totals	14,199	18,252	9,811	12,140	12,140	12,140
0000041 Chargeback Expenses						
6004602 INSURANCE PREMIUM CHARGEBACK	159	163	122	165	165	165
0000041 Chargeback Expenses Totals	159	163	122	165	165	165

REPORT:BP033

BROOME COUNTY GOVERNMENT
REVENUE AND APPROPRIATION SUMMARY
BY DEPARTMENT AND DIVISION

FUND: 1010 General Operating
DEPT: 12000000 Legislative
DIV: 01 Legislative-Clerk

Account	2013 Actuals	2014 Budget	2014 YTD Actuals As of 10/13/14	2015 Budget Requested	2015 Budget Recommended	2015 Budget Adopted
0000060 Principal on Indebtedness						
6006008 PRINCIPAL ON CAPITAL LEASE	1,386	0	0	0	0	0
0000060 Principal on Indebtedness Totals	1,386	0	0	0	0	0
0000070 Interest on Indebtedness						
6007005 INTEREST ON CAPITAL LEASE	66	0	0	0	0	0
0000070 Interest on Indebtedness Totals	66	0	0	0	0	0
0000080 Employee Benefits						
6008001 STATE RETIREMENT	31,011	36,506	25,669	32,592	32,592	32,592
6008002 SOCIAL SECURITY	11,347	12,195	8,726	12,282	12,282	12,282
6008004 WORKERS COMPENSATION	637	561	281	515	515	515
6008006 LIFE INSURANCE	45	45	34	45	45	45
6008007 HEALTH INSURANCE	14,473	21,998	16,786	23,359	23,359	23,359
6008009 RETIREE HEALTH INSURANCE	20,545	22,635	15,090	23,964	23,964	23,964
0000080 Employee Benefits Totals	78,058	93,940	66,586	92,757	92,757	92,757
Exp Total for Div: 1201	245,167	271,768	194,273	265,613	265,613	265,613
Total for Div: 12000000	-243,639	-269,968	-193,193	-263,813	-263,813	-263,813

LEGISLATIVE LEGISLATURE

MISSION STATEMENT

The Broome County Legislature is the policy-making body and taxing authority of Broome County Government. The Legislature is comprised of 15 elected Legislators each representing a District. Through its power to legislate and approve appropriations, the County Legislature shapes the direction of Broome County Government. The Broome County Charter further defines the duties and powers of the Legislature.

DESCRIPTION

The **County Legislature** is responsible for the adoption of all local legislation and the levy of property taxes in order to fund County governmental operations. Other specific powers include the power to make appropriations, incur indebtedness, and adopt an annual budget; to create, alter, combine or abolish positions (job titles) except those units headed by elected officials; to confirm appointments by the County Executive; to adopt the equalization rates for the City of Binghamton and the 16 towns; and to award all contracts for professional services exceeding \$15,000.

The **Chair of the Legislature** presides at meetings of the County Legislature and appoints all standing and ad hoc committees. The Chair is an ex-officio member of every committee. Additionally, the Chair is a member of the Board of Acquisition and Contract (BAC) and several Advisory Boards pursuant to the provisions of the Broome County Charter.

The Chair of the Finance Committee, the Chair of the Public Works & Transportation Committee and the Chair of the Legislature are all members of the Capital Projects Advisory Committee.

The **Legislative Assistant** provides research and support to the Chair, the Committees, and Legislators and facilitates activities and initiatives of the Legislature.

2015 OBJECTIVES

- Carefully scrutinize all County spending with the specific goal of controlling property taxes.
- Work to create an atmosphere that will promote economic development within the County and region to enhance the County's tax base and employment opportunities.
- Review County Departments and services to determine where administration and other functions can be consolidated.
- Consider all possible opportunities for the most efficient delivery of services, including sharing of resources and services with municipalities.
- Work to improve the quality of life for residents of Broome County.

2015 DEPARTMENTAL BUDGET HIGHLIGHTS

- In the 2015 budget the Legislature has restricted expenses wherever possible.

12020001
 LEGISLATIVE-Legislature

<u>Title of Position</u>	<u>Grade/Unit</u>	<u>2013 Actuals</u>	<u>As of 7/7/2014 Current Authorized</u>	<u>2015 Requested</u>	<u>2015 Recommended</u>	<u>2015 Adopted</u>
<u>FULL TIME</u>						
Legislative Assistant	22 Admin	<u>1</u>	<u>1</u>	<u>1</u>	<u>1</u>	<u>1</u>
Total Full-Time Positions		1	1	1	1	1
<u>PART TIME</u>						
Chairman*/County Legislator	Elected	1	1	1	1	1
County Legislator	Elected	<u>14</u>	<u>14</u>	<u>14</u>	<u>14</u>	<u>14</u>
Total Part-Time Positions		15	15	15	15	15
TOTAL POSITIONS		16	16	16	16	16

* Elected by peers

BROOME COUNTY GOVERNMENT
 REVENUE AND APPROPRIATION SUMMARY
 BY DEPARTMENT AND DIVISION

FUND: 1010 General Operating
 DEPT: 12000000 Legislative
 DIV: 02 Legislative-Legislature

Account	2013 Actuals	2014 Budget	2014 YTD Actuals As of 10/13/14	2015 Budget Requested	2015 Budget Recommended	2015 Budget Adopted
0000010 Personal Service						
6001000 SALARIES FULL-TIME	48,878	51,613	37,181	52,180	52,180	52,180
6001001 SALARIES PART-TIME	194,213	195,000	145,265	195,000	195,000	195,000
0000010 Personal Service Totals	243,091	246,613	182,446	247,180	247,180	247,180
0000040 Contractual Expenditures						
6004161 TRAVEL HOTEL AND MEALS	237	1,458	0	600	600	600
6004162 EDUCATION AND TRAINING	360	880	385	410	410	410
0000040 Contractual Expenditures Totals	597	2,338	385	1,010	1,010	1,010
0000041 Chargeback Expenses						
6004602 INSURANCE PREMIUM CHARGEBACK	476	492	369	492	492	492
0000041 Chargeback Expenses Totals	476	492	369	492	492	492
0000080 Employee Benefits						
6008001 STATE RETIREMENT	29,343	33,385	23,832	29,694	29,694	29,694
6008002 SOCIAL SECURITY	17,410	18,862	12,783	18,906	18,906	18,906
6008004 WORKERS COMPENSATION	1,910	1,686	843	1,551	1,551	1,551
6008006 LIFE INSURANCE	240	240	180	240	240	240
6008007 HEALTH INSURANCE	41,557	46,433	36,171	50,362	50,362	50,362
6008009 RETIREE HEALTH INSURANCE	87,905	95,034	63,001	90,425	90,425	90,425
0000080 Employee Benefits Totals	178,365	195,640	136,810	191,178	191,178	191,178
Exp Total for Div: 1202	422,529	445,083	320,010	439,860	439,860	439,860
Total for Div: 12000000	-422,529	-445,083	-320,010	-439,860	-439,860	-439,860
Total for Dept: 12000000	-666,168	-715,051	-513,203	-703,673	-703,673	-703,673

COUNTY EXECUTIVE

COUNTY EXECUTIVE

DEPUTY COUNTY EXECUTIVE

Commissioner of Social Services
& Mental Health

- Mental Health
- Nursing Home
- Office for Aging
- Social Services
CASA

- Central Foods
- Planning & Economic Dev
- Emergency Services
- Employment & Training
- Energy Development
- Health
- Information Services
- Law
- Library
- Management & Budget
- Personnel
- Probation
- Public Defender
- Purchasing
- Real Property
- Risk & Insurance
- STOP DWI
- Veterans

Liaison To:

- Audit & Control
- Board of Elections
- County Clerk
- District Attorney
- IDA
- Legislature
- Sheriff
- SUNY Broome

Comm of Public Works, Parks,
Recreation & Youth Services

- Arena
Forum
- Aviation
- Public Works
Highway
Parks, Rec & Youth
Security
- EnJoie
- Fleet Management
- Solid Waste Mgmt
- Transit

COUNTY EXECUTIVE

MISSION STATEMENT

To efficiently and effectively manage all County departments, projects and programs that will provide our residents with quality services that promote a high quality of life in a cost effective manner. To prepare and control the County's operating, capital, and grant budgets.

DESCRIPTION

The office and duties of the County Executive were established by Article III, Sections 301-312 of the Broome County Charter, adopted November 1968. The County Executive is the Chief Executive Officer and Administrative head of Broome County government. The County Executive is an elected position serving a four-year term.

The Executive Office is responsible for overseeing all County related departments. She is also responsible for communicating information regarding Broome County Government services, programs, activities and public policy to the employees, the general public, and local, state and federal elected officials.

The County Executive is responsible for implementing local laws and resolutions as defined in the Broome County Charter and Code. The County Executive supervises and directs the internal organization and administration of all department or other administrative units. In addition, the County Executive appoints members to County Boards and Commissions.

2015 OBJECTIVES

- To work closely with all levels of government, all internal departments and community partners to meet the challenges posed by current economic conditions. The Executive's Office will strive to maintain, to the best of its ability, the quality services that

residents deserve. However, all services will continue to be constantly evaluated to make sure the County is providing them in the most cost effective manner. The administration and department heads are being charged with the task of doing more with less, with as little impact to the public as possible.

- In order to create a climate that will attract economic development, the Executive's Office will continue to work to contain property taxes by pursuing more efficient operations within Broome County Government. These efforts will include, but are not limited to:
 - Continue to enforce strict and accountable spending guidelines for all County departments.
 - Continue to push for improved efficiencies in all departments to improve performance and to reduce expenses.
 - Closely monitor all capital projects ensuring completion and quality.
 - Make sure all of our projects currently on the drawing board fit within the current economic model and will be sustainable both in the near future and decades from now.
 - Continue to create and promote strategies that market the Greater Binghamton region as a viable place in which to invest.

2015 BUDGET HIGHLIGHTS

- A Deputy County Executive position is unfunded in the 2015 budget

05000001
EXECUTIVE

<u>Title of Position</u>	<u>Grade/Unit</u>	<u>2013 Actuals</u>	<u>As of 7/7/2014 Current Authorized</u>	<u>2015 Requested</u>	<u>2015 Recommended</u>	<u>2015 Adopted</u>
<u>FULL TIME</u>						
County Executive	Elected	1	1	1	1	1
Deputy County Executive*	K Admin	2	2	2	2	2
Executive Asst. to the County Executive	22 Admin	2	2	2	2	2
Secretary to Deputy County Executive	14 Admin	1	1	1	1	1
Administrative Asst. to the County Executive	12 Admin	<u>1</u>	<u>1</u>	<u>1</u>	<u>1</u>	<u>1</u>
Total Full-Time Positions		7	7	7	7	7
<u>PART TIME</u>						
Total Part-Time Positions		0	0	0	0	0
TOTAL POSITIONS		7	7	7	7	7

*One position unfunded in 2015

BROOME COUNTY GOVERNMENT
 REVENUE AND APPROPRIATION SUMMARY BY DEPARTMENT

FUND: 1010 General Operating
 DEPT: 05000000 County Executive

Account	2013 Actuals	2014 Budget	2014 YTD Actuals As of 10/13/14	2015 Budget Requested	2015 Budget Recommended	2015 Budget Adopted
0000002 Departmental Income						
5000332 INDIRECT COSTS CHARGEBACK	1,635,192	1,965,312	0	1,885,954	1,885,954	1,885,954
5000333 OTHER DEPARTMENTAL CHARGEBACK	4,015	3,847	0	3,907	3,907	3,907
5000340 Int Gov'tl Charges - Excess Bu	1,442,117	0	0	0	0	0
0000002 Departmental Income Total	3,081,324	1,969,159	0	1,889,861	1,889,861	1,889,861
Rev Totals for Dept: 05000000	3,081,324	1,969,159	0	1,889,861	1,889,861	1,889,861
0000010 Personal Service						
6001000 SALARIES FULL-TIME	427,439	425,962	288,460	370,733	370,733	370,733
6001002 SALARIES TEMPORARY	32,480	32,479	26,495	36,420	36,420	36,420
0000010 Personal Service Totals	459,919	458,441	314,955	407,153	407,153	407,153
0000040 Contractual Expenditures						
6004010 BOOKS AND SUBSCRIPTIONS	576	630	699	372	372	372
6004012 OFFICE SUPPLIES	3,238	3,871	1,756	2,000	2,000	2,000
6004030 FOOD AND BEVERAGES	89	0	84	100	100	100
6004046 GAS OIL GREASE AND DIESEL FUEL	0	0	36	0	0	0
6004055 COMPUTER SOFTWARE AND SUPPLIES	0	500	0	500	500	500
6004100 POSTAGE AND FREIGHT	0	50	0	50	50	50
6004105 DUES AND MEMBERSHIPS	60	0	0	0	0	0
6004137 ADVERTISING AND PROMOTION EXPE	524	400	116	400	400	400
6004138 OTHER OPERATIONAL EXPENSES	70	0	0	0	0	0
6004161 TRAVEL HOTEL AND MEALS	1,452	2,400	937	2,000	2,000	2,000
6004162 EDUCATION AND TRAINING	380	400	0	400	400	400
6004196 COPYING MACHINE RENTALS	943	3,100	2,270	3,100	3,100	3,100
0000040 Contractual Expenditures Totals	7,332	11,351	5,898	8,922	8,922	8,922
0000041 Chargeback Expenses						
6004602 INSURANCE PREMIUM CHARGEBACK	378	389	292	387	387	387
0000041 Chargeback Expenses Totals	378	389	292	387	387	387

REPORT:BP032

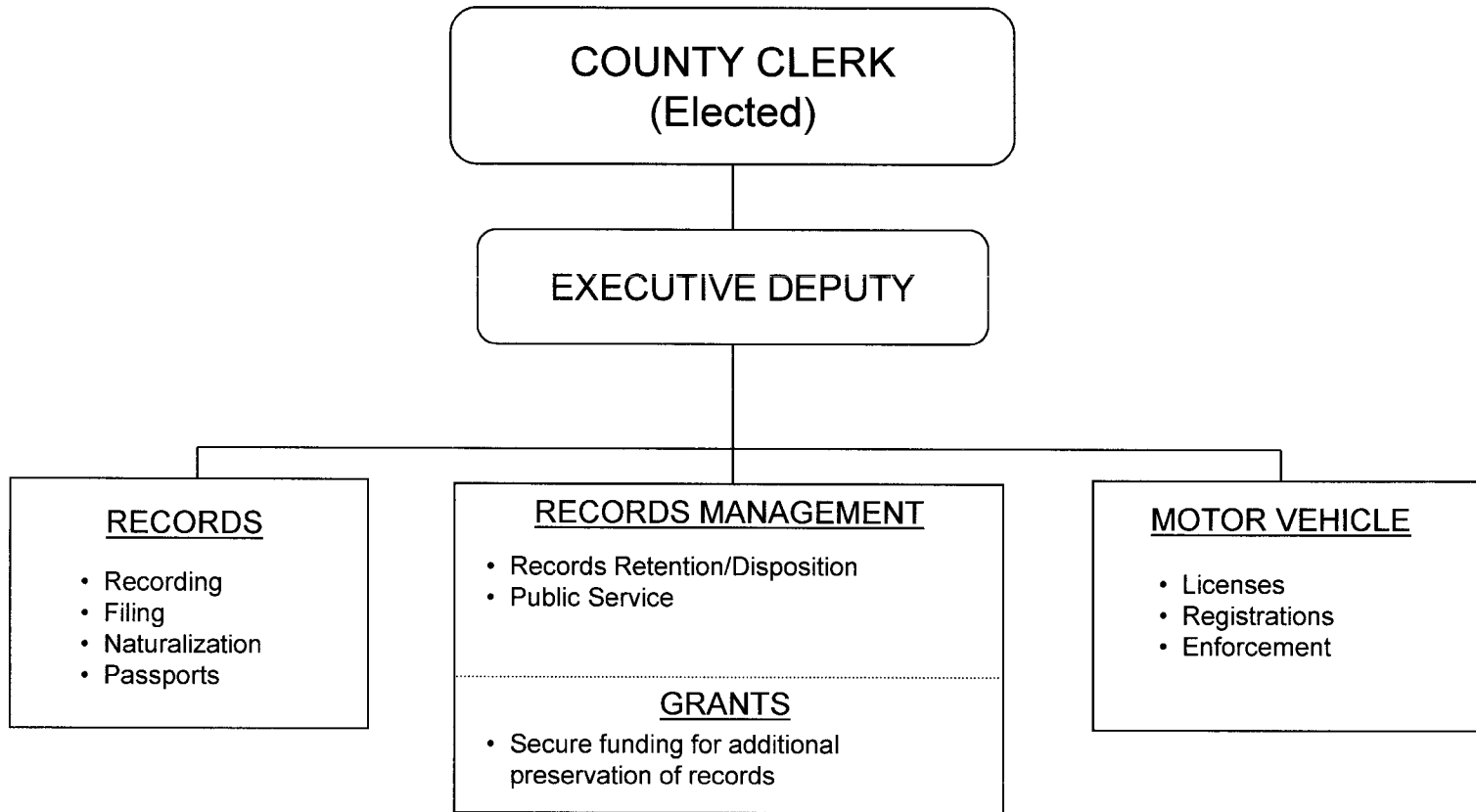
BROOME COUNTY GOVERNMENT
REVENUE AND APPROPRIATION SUMMARY BY DEPARTMENT

FUND: 1010 General Operating

DEPT: 05000000 County Executive

Account	2013 Actuals	2014 Budget	2014 YTD Actuals As of 10/13/14	2015 Budget Requested	2015 Budget Recommended	2015 Budget Adopted
0000060 Principal on Indebtedness						
6006008 PRINCIPAL ON CAPITAL LEASE	1,341	0	0	0	0	0
0000060 Principal on Indebtedness Totals	1,341	0	0	0	0	0
0000070 Interest on Indebtedness						
6007005 INTEREST ON CAPITAL LEASE	481	0	0	0	0	0
0000070 Interest on Indebtedness Totals	481	0	0	0	0	0
0000080 Employee Benefits						
6008001 STATE RETIREMENT	88,110	99,472	58,528	70,204	70,204	70,204
6008002 SOCIAL SECURITY	33,840	35,070	23,006	31,147	31,147	31,147
6008004 WORKERS COMPENSATION	3,220	2,704	1,352	2,512	2,512	2,512
6008006 LIFE INSURANCE	119	120	84	105	105	105
6008007 HEALTH INSURANCE	48,580	61,993	47,401	76,713	76,713	76,713
6008009 RETIREE HEALTH INSURANCE	90,869	99,341	66,227	95,032	95,032	95,032
0000080 Employee Benefits Totals	264,738	298,700	196,598	275,713	275,713	275,713
Exp Totals for Dept: 05000000	734,189	768,881	517,743	692,175	692,175	692,175
Total for Dept: 05000000	2,347,135	1,200,278	-517,743	1,197,686	1,197,686	1,197,686

COUNTY CLERK



COUNTY CLERK

Records

MISSION STATEMENT

The County Clerk's Office provides services for the efficient filing and recording of documents as required by the constitution and laws of New York State. Organizational mandates are frequently reviewed for relevance, revision or deletion as appropriate according to NYS statute.

The County Clerk's Office is a multi-service government agency and acts as an agent for federal, state and local government.

DESCRIPTION

The County Clerk is an elected position serving a four-year term. The Clerk is also the Chief Clerk of the Supreme Court and as such has the responsibility of filing both civil and criminal records. This office provides the necessary services for the efficient filing and recording of land record documents, lien filing, acceptance of passport applications and naturalization of citizens as required by the State of New York and the federal government and is only one of a few in New York State offering records for sale over the internet. The office also provides significant operating revenues for certain other County departments. (Court Fines for STOP-DWI; Mortgage Tax for the Office For Aging; and Transfer Tax for the Veterans Service Agency)

2015 OBJECTIVES

Our major objective in 2015 is to convert to new, current and locally supported software. We will continue our program of scanning court records with the goal of making them available online within the same search program used for deeds & mortgages. We will continue to promote increased usage of the e-filing program for certain types of court actions and we will introduce e-recording for deeds and mortgages.

2015 BUDGET HIGHLIGHTS

- The office revenues will continue to exceed expenses.
- Transition to new software.
- The office will continue to work with the NYS Unified Court system to integrate our respective e-filing systems into a seamless unit.
- The office will explore implementation e-recording of deeds and mortgages.
- Our office will continue to work with our Records Management division to reduce and eventually eliminate the filing of certain types of paper records as we move toward complete electronic data storage.
- Continue to provide accurate, efficient services to stakeholders (local governments, general public, legal/Courts, and other departments).
- Continue to promote the usage of the new bar-coded RP-5217 and work with the Real Property Tax Map Department to insure implementation.

04010001
COUNTY CLERK/Records

<u>Title of Position</u>	<u>Grade/Unit</u>	<u>2013 Actuals</u>	<u>As of 7/7/2014 Current Authorized</u>	<u>2015 Requested</u>	<u>2015 Recommended</u>	<u>2015 Adopted</u>
<u>FULL TIME</u>						
County Clerk	Elected	1	1	1	1	1
Executive Deputy County Clerk	C Admin	1	1	1	1	1
Deputy County Clerk (40)	17 Admin	3	3	3	3	3
Secretary to the County Clerk (40)	14 Admin	1	1	1	1	1
Senior Index Clerk (40)	9 CSEA	2	2	2	2	2
Index Clerk (40)	8 CSEA	<u>4</u>	<u>4</u>	<u>4</u>	<u>4</u>	<u>4</u>
Total Full-Time Positions		12	12	12	12	12
<u>PART TIME</u>						
Total Part-Time Positions		<u>0</u>	<u>0</u>	<u>0</u>	<u>0</u>	<u>0</u>
TOTAL POSITIONS		12	12	12	12	12

REPORT:BP033

BROOME COUNTY GOVERNMENT
REVENUE AND APPROPRIATION SUMMARY
BY DEPARTMENT AND DIVISION

FUND: 1010 General Operating
DEPT: 04000000 County Clerk
DIV: 01 County Clerk- Records

Account	2013 Actuals	2014 Budget	2014 YTD Actuals As of 10/13/14	2015 Budget Requested	2015 Budget Recommended	2015 Budget Adopted
04000000 County Clerk						
0000002 Departmental Income						
5000104 CLERK FEES	1,573,927	1,400,000	751,668	1,100,000	1,100,000	1,100,000
5000105 XEROX MACHINE	5,940	5,940	3,960	6,000	6,000	6,000
5000106 MORTGAGE TAX	428,598	406,087	305,813	410,642	410,642	410,642
5000220 REMOTE ACCESS CHARGE	78,465	65,000	59,168	65,000	65,000	65,000
5000426 MISCELLANEOUS	4,675	3,000	3,157	4,695	4,695	4,695
0000002 Departmental Income Totals	2,091,605	1,880,027	1,123,766	1,586,337	1,586,337	1,586,337
0000003 Use of Money						
5000451 INTEREST AND EARNINGS	244	315	100	125	125	125
0000003 Use of Money Totals	244	315	100	125	125	125
0000007 Misc Interfund Revenues						
5000530 REFUNDS OF PRIOR YEARS EXPENDI	0	0	45	0	0	0
5000545 CREDIT CARD REBATES	69	0	0	0	0	0
0000007 Misc Interfund Revenues Totals	69	0	45	0	0	0
Rev Total for Div: 0401	2,091,918	1,880,342	1,123,911	1,586,462	1,586,462	1,586,462
0000010 Personal Service						
6001000 SALARIES FULL-TIME	498,639	530,056	386,013	533,325	533,325	533,325
6001002 SALARIES TEMPORARY	9,461	0	0	0	0	0
6001003 SALARIES OVERTIME	1,531	3,955	36	0	0	0
0000010 Personal Service Totals	509,631	534,011	386,049	533,325	533,325	533,325
0000040 Contractual Expenditures						
6004010 BOOKS AND SUBSCRIPTIONS	108	150	226	150	150	150
6004012 OFFICE SUPPLIES	7,135	7,500	5,647	7,500	7,500	7,500
6004030 FOOD AND BEVERAGES	245	300	161	250	250	250
6004041 PHOTOGRAPHIC SUPPLIES	219	220	0	225	225	225
6004055 COMPUTER SOFTWARE AND SUPPLIES	1,500	0	0	0	0	0

BROOME COUNTY GOVERNMENT
 REVENUE AND APPROPRIATION SUMMARY
 BY DEPARTMENT AND DIVISION

FUND: 1010 General Operating
 DEPT: 04000000 County Clerk
 DIV: 01 County Clerk- Records

Account	2013 Actuals	2014 Budget	2014 YTD Actuals As of 10/13/14	2015 Budget Requested	2015 Budget Recommended	2015 Budget Adopted
6004056 COMPUTER EQUIPMENT(NON CAPITAL	110	12,400	9,854	0	0	0
6004100 POSTAGE AND FREIGHT	496	625	583	657	657	657
6004105 DUES AND MEMBERSHIPS	530	665	664	545	545	545
6004106 GENERAL OFFICE EXPENSES	0	150	0	0	0	0
6004117 BUILDING AND GROUNDS EXPENSES	0	250	0	250	250	250
6004160 MILEAGE AND PARKING-LOCAL	565	100	0	100	100	100
6004161 TRAVEL HOTEL AND MEALS	247	700	330	700	700	700
6004192 SOFTWARE MAINTENANCE	40,812	44,586	45,880	61,959	61,959	61,959
6004193 HARDWARE MAINTENANCE	1,999	5,404	317	4,300	4,300	4,300
6004195 HARDWARE RENTAL	5,301	10,884	10,442	5,000	5,000	5,000
6004196 COPYING MACHINE RENTALS	2,347	4,100	3,030	3,972	3,972	3,972
0000040 Contractual Expenditures Totals	61,614	88,034	77,134	85,608	85,608	85,608
0000041 Chargeback Expenses						
6004602 INSURANCE PREMIUM CHARGEBACK	1,017	1,062	797	1,062	1,062	1,062
6004604 DPW SECURITY CHARGEBACKS	0	9,890	0	9,890	9,890	9,890
0000041 Chargeback Expenses Totals	1,017	10,952	797	10,952	10,952	10,952
0000060 Principal on Indebtedness						
6006008 PRINCIPAL ON CAPITAL LEASE	1,379	0	0	0	0	0
0000060 Principal on Indebtedness Totals	1,379	0	0	0	0	0
0000070 Interest on Indebtedness						
6007005 INTEREST ON CAPITAL LEASE	496	0	0	0	0	0
0000070 Interest on Indebtedness Totals	496	0	0	0	0	0
0000080 Employee Benefits						
6008001 STATE RETIREMENT	104,990	121,512	71,211	91,990	91,990	91,990
6008002 SOCIAL SECURITY	37,250	40,549	27,886	40,800	40,800	40,800
6008004 WORKERS COMPENSATION	3,394	15,767	1,693	16,803	16,803	16,803
6008006 LIFE INSURANCE	174	180	135	180	180	180
6008007 HEALTH INSURANCE	78,873	92,278	65,634	91,196	91,196	91,196
6008009 RETIREE HEALTH INSURANCE	117,043	136,114	94,833	120,699	120,699	120,699
6008010 DISABILITY INSURANCE	672	468	347	468	468	468
6008013 HEALTH INS - RETIRE INCENTIVE	5,879	0	0	0	0	0

REPORT:BP033

BROOME COUNTY GOVERNMENT
REVENUE AND APPROPRIATION SUMMARY
BY DEPARTMENT AND DIVISION

FUND: 1010 General Operating
DEPT: 04000000 County Clerk
DIV: 01 County Clerk- Records

Account	2013 Actuals	2014 Budget	2014 YTD Actuals As of 10/13/14	2015 Budget Requested	2015 Budget Recommended	2015 Budget Adopted
0000080 Employee Benefits Totals	348,275	406,868	261,739	362,136	362,136	362,136
Exp Total for Div: 0401	922,412	1,039,865	725,719	992,021	992,021	992,021
Total for Div: 04000000	1,169,506	840,477	398,192	594,441	594,441	594,441

COUNTY CLERK

Motor Vehicles

MISSION STATEMENT

The Broome County Department of Motor Vehicles is a multi-service agency committed to acting as a liaison in fulfilling the legal responsibilities of NYS Department of Motor Vehicles and the Federal government, while serving the residents of Broome County in a courteous and timely manner.

DESCRIPTION

For 2015, the Department of Motor Vehicles will serve the public at 2 main offices:

(1) 81 Chenango Street, Binghamton

(2) 124 Washington Avenue, Endicott

Our mobile offices in Whitney Point & Conklin will remain open.

These offices may be asked to process as many as 700 customers a day, occasionally more!

2015 OBJECTIVES

We will be utilizing our website and phone system more than in the past in order to educate the public and disseminate information concerning a variety of inquiries.

We continue to strive to serve the public in a courteous and timely manner. With regulations changing continually, we are always working to keep staff up to date on state and federal regulations in order to provide consistent and accurate information to the public.

2015 BUDGET HIGHLIGHTS

- We will continue to educate the public with regard to the Enhanced Driver License/Non-Driver ID option.
- Staff will continue to rotate between offices to enhance coverage and consistency.
- Saturday service will be continued, as local demand remains strong.
- Competition from the NYS DMV via internet transactions will continue to erode our revenue stream unless a greater sharing of revenues occurs.
- The lease for the Endicott DMV expires December 31, 2015. An action plan needs to be developed for 2016 concerning service locations.

04020001

COUNTY CLERK/Motor Vehicles

<u>Title of Position</u>	<u>Grade/Unit</u>	<u>2013 Actuals</u>	<u>As of 7/7/2014 Current Authorized</u>	<u>2015 Requested</u>	<u>2015 Recommended</u>	<u>2015 Adopted</u>
<u>FULL TIME</u>						
Principal Motor Vehicle Clerk (40)	11 CSEA	1	1	1	1	1
Senior Motor Vehicle Clerk (40)	9 CSEA	3	3	3	3	3
Motor Vehicle Clerk (40)	8 CSEA	<u>9</u>	<u>9</u>	<u>9</u>	<u>9</u>	<u>9</u>
Total Full-Time Positions		13	13	13	13	13
<u>PART TIME</u>						
Motor Vehicle Clerk	8 CSEA	<u>7</u>	<u>7</u>	<u>6</u>	<u>6</u>	<u>6</u>
Total Part-Time Positions		7	7	6	6	6
TOTAL POSITIONS		20	20	19	19	19

BROOME COUNTY GOVERNMENT
 REVENUE AND APPROPRIATION SUMMARY
 BY DEPARTMENT AND DIVISION

FUND: 1010 General Operating
 DEPT: 04000000 County Clerk
 DIV: 02 County Clerk - Motor Vehicles

Account	2013 Actuals	2014 Budget	2014 YTD Actuals As of 10/13/14	2015 Budget Requested	2015 Budget Recommended	2015 Budget Adopted
0000002 Departmental Income						
5000107 MOTOR VEHICLE	2,165,013	2,317,075	1,554,406	2,160,000	2,160,000	2,160,000
5000108 COLLECTION OF SALES TAX	15,240	16,000	11,231	15,500	15,500	15,500
5000426 MISCELLANEOUS	474	700	0	0	0	0
0000002 Departmental Income Totals	2,180,727	2,333,775	1,565,637	2,175,500	2,175,500	2,175,500
0000003 Use of Money						
5000451 INTEREST AND EARNINGS	69	225	50	100	100	100
0000003 Use of Money Totals	69	225	50	100	100	100
0000006 Sale of Prop and Comp for Loss						
5000517 SALES OF REAL PROPERTY	0	150,000	0	0	0	0
0000006 Sale of Prop and Comp for Loss Totals	0	150,000	0	0	0	0
0000007 Misc Interfund Revenues						
5000530 REFUNDS OF PRIOR YEARS EXPENDI	0	0	1,419	0	0	0
0000007 Misc Interfund Revenues Totals	0	0	1,419	0	0	0
Rev Total for Div: 0402	2,180,796	2,484,000	1,567,106	2,175,600	2,175,600	2,175,600
0000010 Personal Service						
6001000 SALARIES FULL-TIME	448,724	451,699	322,761	460,910	460,910	460,910
6001001 SALARIES PART-TIME	103,918	101,501	74,027	87,103	87,103	87,103
6001003 SALARIES OVERTIME	7,104	9,187	4,724	11,221	11,221	11,221
0000010 Personal Service Totals	559,746	562,387	401,512	559,234	559,234	559,234
0000040 Contractual Expenditures						
6004010 BOOKS AND SUBSCRIPTIONS	832	772	811	772	772	772
6004012 OFFICE SUPPLIES	6,150	95,559	92,674	5,500	5,500	5,500

REPORT:BP033

BROOME COUNTY GOVERNMENT
REVENUE AND APPROPRIATION SUMMARY
BY DEPARTMENT AND DIVISION

FUND: 1010 General Operating

DEPT: 04000000 County Clerk

DIV: 02 County Clerk - Motor Vehicles

Account	2013 Actuals	2014 Budget	2014 YTD Actuals As of 10/13/14	2015 Budget Requested	2015 Budget Recommended	2015 Budget Adopted
6004021 BLDG MAINTENANCE SUPPLIES	0	250	0	250	250	250
6004022 FUEL AND HEATING SUPPLIES	2,493	3,500	1,573	3,500	3,500	3,500
6004023 BLDG AND GROUNDS SUPPLIES	230	700	0	700	700	700
6004100 POSTAGE AND FREIGHT	31	0	0	0	0	0
6004106 GENERAL OFFICE EXPENSES	577	1,072	577	972	972	972
6004111 BUILDING AND LAND RENTAL	53,507	51,107	45,894	51,767	51,767	51,767
6004113 WATER AND SEWAGE CHARGES	844	0	290	0	0	0
6004115 ELECTRIC CURRENT	10,263	6,500	6,882	6,500	6,500	6,500
6004117 BUILDING AND GROUNDS EXPENSES	2,751	1,304	1,890	698	698	698
6004132 ENGINEERING EXPENSES	0	2,500	0	0	0	0
6004160 MILEAGE AND PARKING-LOCAL	119	250	69	250	250	250
6004196 COPYING MACHINE RENTALS	605	660	165	0	0	0
0000040 Contractual Expenditures Totals	78,402	164,174	150,825	70,909	70,909	70,909
0000041 Chargeback Expenses						
6004602 INSURANCE PREMIUM CHARGEBACK	919	959	719	957	957	957
6004604 DPW SECURITY CHARGEBACKS	20,573	13,223	10,786	11,681	11,681	11,681
6004615 GASOLINE CHARGEBACK	1,239	1,500	598	1,575	1,575	1,575
6004616 FLEET SERVICE CHARGEBACK	1,890	2,231	2,231	2,231	2,231	2,231
6004619 BUILDING SERVICE CHARGEBACK	18,403	45,000	17,848	35,000	35,000	35,000
0000041 Chargeback Expenses Totals	43,024	62,913	32,182	51,444	51,444	51,444
0000080 Employee Benefits						
6008001 STATE RETIREMENT	104,396	143,129	78,568	103,500	103,500	103,500
6008002 SOCIAL SECURITY	40,075	43,022	29,459	42,764	42,764	42,764
6008004 WORKERS COMPENSATION	18,849	3,386	7,884	4,549	4,549	4,549
6008006 LIFE INSURANCE	216	265	154	210	210	210
6008007 HEALTH INSURANCE	119,066	114,500	89,609	126,028	126,028	126,028
6008009 RETIREE HEALTH INSURANCE	85,951	107,494	73,493	118,481	118,481	118,481
6008010 DISABILITY INSURANCE	1,885	1,092	793	1,092	1,092	1,092
6008013 HEALTH INS - RETIRE INCENTIVE	3,383	2,744	0	0	0	0
0000080 Employee Benefits Totals	373,821	415,632	279,960	396,624	396,624	396,624
Exp Total for Div: 0402	1,054,993	1,205,106	864,479	1,078,211	1,078,211	1,078,211

REPORT:BP033

BROOME COUNTY GOVERNMENT
REVENUE AND APPROPRIATION SUMMARY
BY DEPARTMENT AND DIVISION

FUND: 1010 General Operating
DEPT: 04000000 County Clerk
DIV: 02 County Clerk - Motor Vehicles

Account	2013 Actuals	2014 Budget	2014 YTD Actuals As of 10/13/14	2015 Budget Requested	2015 Budget Recommended	2015 Budget Adopted
Total for Div: 04000000	1,125,803	1,278,894	702,627	1,097,389	1,097,389	1,097,389

COUNTY CLERK Records Management

MISSION STATEMENT

To systematically effect the efficient administration of Broome County records in accordance with relevant regulations, by carefully balancing value, use, security, and cost.

DESCRIPTION

The Records Management Division provides practical guidance and expertise to departments in the following capacities:

- Determine retention and disposition of records.
- Review of requests for records storage.
- Coordinate all scanning projects for each department's records in the storage facility.
- Ensure compliance with NYS and Federal retention guidelines.

The Records Storage Facility is located at 1 N. Floral Ave. Binghamton. The Facility houses all inactive County records, (approximately 12,500 cubic feet), all original reels of microfilm and CD's, all Information Technology computer back-up, as well as some of the Records management office equipment.

The Records Management office and personnel (1 PT Records Manager and 1 FT Sr. Records Clerk) are located at the County office building in the County Clerks office. The staff travels to the storage facility daily to retrieve and/or return county files as requested from various county departments. In addition to the physical storage of all County records, the staff keeps a database with all records activity for all departments that use the storage facility. This technology allows us to locate and retrieve any document for each department as needed.

This database also keeps track of all retention schedules and allows us to pull hundreds of boxes each year that can legally be destroyed. The Records Manager also runs a Kodak Document Archive Writer, allowing the department to back-up all permanent County land records onto microfilm in the event of a disaster.

2015 OBJECTIVES

- Secure grants to continue the digitization of all County records.
- Application is pending for a Local Government Records Management Improvement Fund Grant (LGRMIF) through the NYS Archives, for \$75,000 to continue scanning records that are currently in the storage facility with long-term or permanent retention requirements.
- Work with Information Technology to implement a multi-year Capital Improvement Project to scan departmental records into an OnBase Document Management.
- Once these records are scanned we will be able to have them legally shredded according to the NYS Archives retention guidelines, eventually becoming a paperless system.

2015 BUDGET HIGHLIGHTS

For 2015, the Records Management Division will continue to be responsible for the safe storage, retrieval and disposition of records per the NYS Archives Retention schedule.

The Records Manager will continue to review and recommend the most efficient and effective ways to keep our records and will advise all departments during the year of 'best practices.'

04030001

COUNTY CLERK/Records Management

<u>Title of Position</u>	<u>Grade/Unit</u>	<u>2013 Actuals</u>	<u>As of 7/7/2014 Current Authorized</u>	<u>2015 Requested</u>	<u>2015 Recommended</u>	<u>2015 Adopted</u>
<hr/>						
<u>FULL TIME</u>						
Sr. Records Clerk (40)	9 CSEA	<u>1</u>	<u>1</u>	<u>1</u>	<u>1</u>	<u>1</u>
Total Full-Time Positions		1	1	1	1	1
<hr/>						
<u>PART TIME</u>						
Total Part-Time Positions		0	0	0	0	0
TOTAL POSITIONS		1	1	1	1	1

REPORT:BP033

BROOME COUNTY GOVERNMENT
REVENUE AND APPROPRIATION SUMMARY
BY DEPARTMENT AND DIVISION

FUND: 1010 General Operating

DEPT: 04000000 County Clerk

DIV: 03 County Clerk- Records Mgmt

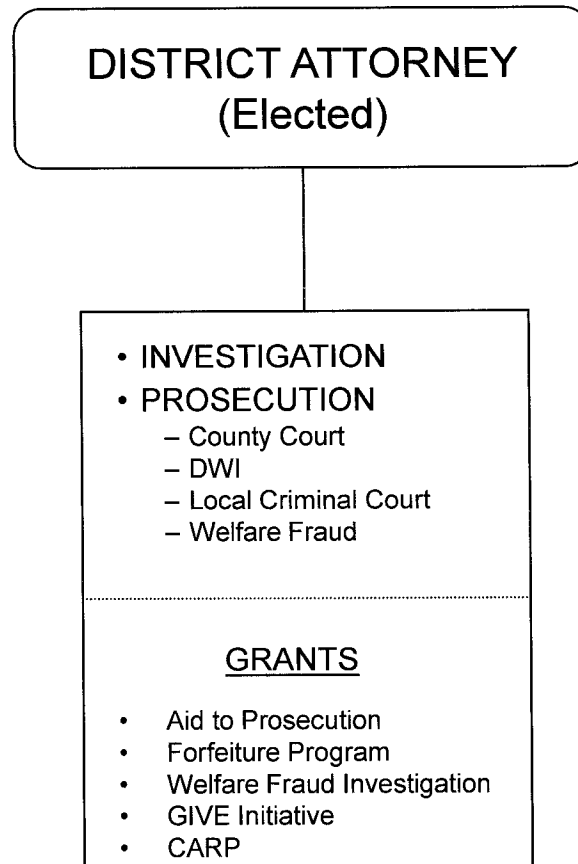
Account	2013 Actuals	2014 Budget	2014 YTD Actuals As of 10/13/14	2015 Budget Requested	2015 Budget Recommended	2015 Budget Adopted
0000010 Personal Service						
6001000 SALARIES FULL-TIME	36,630	37,705	27,290	38,805	38,805	38,805
6001002 SALARIES TEMPORARY	23,832	24,710	18,593	24,699	24,699	24,699
0000010 Personal Service Totals	60,462	62,415	45,883	63,504	63,504	63,504
0000040 Contractual Expenditures						
6004011 DUPLICATING AND PRINTING RM SU	0	200	0	200	200	200
6004012 OFFICE SUPPLIES	301	300	129	300	300	300
6004021 BLDG MAINTENANCE SUPPLIES	460	0	0	0	0	0
6004022 FUEL AND HEATING SUPPLIES	7,569	11,165	7,802	15,000	15,000	15,000
6004023 BLDG AND GROUNDS SUPPLIES	0	100	0	100	100	100
6004041 PHOTOGRAPHIC SUPPLIES	0	3,000	874	3,000	3,000	3,000
6004048 MISC OPERATIONAL SUPPLIES	1,294	0	0	0	0	0
6004106 GENERAL OFFICE EXPENSES	2,963	2,000	0	2,000	2,000	2,000
6004113 WATER AND SEWAGE CHARGES	338	200	230	200	200	200
6004115 ELECTRIC CURRENT	12,156	11,472	10,714	11,500	11,500	11,500
6004117 BUILDING AND GROUNDS EXPENSES	1,691	3,268	677	3,000	3,000	3,000
6004160 MILEAGE AND PARKING-LOCAL	353	400	374	400	400	400
6004193 HARDWARE MAINTENANCE	0	2,500	2,461	2,500	2,500	2,500
6004195 HARDWARE RENTAL	3,162	1,020	765	0	0	0
6004196 COPYING MACHINE RENTALS	888	1,056	780	1,020	1,020	1,020
6004573 OTHER FEES FOR SERVICES	4,514	0	0	0	0	0
0000040 Contractual Expenditures Totals	35,689	36,681	24,806	39,220	39,220	39,220
0000041 Chargeback Expenses						
6004619 BUILDING SERVICE CHARGEBACK	0	10,000	0	10,000	10,000	10,000
0000041 Chargeback Expenses Totals	0	10,000	0	10,000	10,000	10,000
0000060 Principal on Indebtedness						
6006008 PRINCIPAL ON CAPITAL LEASE	197	0	0	0	0	0
0000060 Principal on Indebtedness Totals	197	0	0	0	0	0
0000070 Interest on Indebtedness						

BROOME COUNTY GOVERNMENT
 REVENUE AND APPROPRIATION SUMMARY
 BY DEPARTMENT AND DIVISION

FUND: 1010 General Operating
 DEPT: 04000000 County Clerk
 DIV: 03 County Clerk- Records Mgmt

Account	2013 Actuals	2014 Budget	2014 YTD Actuals As of 10/13/14	2015 Budget Requested	2015 Budget Recommended	2015 Budget Adopted
6007005 INTEREST ON CAPITAL LEASE	1	0	0	0	0	0
0000070 Interest on Indebtedness Totals	1	0	0	0	0	0
0000080 Employee Benefits						
6008001 STATE RETIREMENT	7,472	8,703	5,969	7,877	7,877	7,877
6008002 SOCIAL SECURITY	4,493	4,797	3,397	5,195	5,195	5,195
6008006 LIFE INSURANCE	15	15	11	15	15	15
6008007 HEALTH INSURANCE	5,935	6,249	4,765	6,554	6,554	6,554
6008009 RETIREE HEALTH INSURANCE	22,252	27,436	18,291	29,494	29,494	29,494
6008010 DISABILITY INSURANCE	128	78	58	78	78	78
6008013 HEALTH INS - RETIRE INCENTIVE	3,034	0	0	0	0	0
0000080 Employee Benefits Totals	43,329	47,278	32,491	49,213	49,213	49,213
Exp Total for Div: 0403	139,678	156,374	103,180	161,937	161,937	161,937
Total for Div: 04000000	-139,678	-156,374	-103,180	-161,937	-161,937	-161,937
Total for Dept: 04000000	2,155,631	1,962,997	997,639	1,529,893	1,529,893	1,529,893

DISTRICT ATTORNEY



DISTRICT ATTORNEY

MISSION STATEMENT

To represent the People of the State of New York and Broome County fairly and effectively in all criminal proceedings in Broome County.

DESCRIPTION

The Broome County District Attorney's Office represents the People of the State of New York in all criminal proceedings, which include traffic and penal law violations, misdemeanors, and felonies. In each case, the prosecution must (1) determine what happened by gathering the facts and evidence; (2) determine what criminal offenses, if any, were committed; (3) if criminal offenses were committed, decide whether criminal prosecution is warranted, and (4) if prosecution is warranted, insure that prosecution is conducted fairly and competently.

2015 OBJECTIVES

In the face of reduced or static funding from grant funding sources (STOP-DWI, Aid to Prosecution and IMPACT), and in light of inadequate salary levels for prosecutors for several years, the most important objective is to provide for adequate personnel and funding for the Office of the District Attorney to be able to competently:

- Perform the basic investigation and prosecution functions of the office.
- Prosecute the significant number of pending cases involving violence related to gang activity and drug trafficking.
- Continue to provide prosecution service to the increased (and still increasing) number of specialized court and criminal justice programs, such as the Judicial Diversion Program, Drug Court, Domestic Violence Court and Integrated Domestic Violence Court, as well as for litigation related to the Sex Offender Registration Act (SORA) classifications. Perhaps most significantly, a third

full-time Binghamton City Court Judge was created in 2015 and a substantial increase in resources has been provided to the defense, thus creating significant increased demands upon our office.

2015 BUDGET HIGHLIGHTS

- Provide for adequate staffing and retention of quality prosecutors in the face of extraordinary resources being added to the judiciary and defense.
- Provide adequate funding for essential prosecution services, including increased stenographic expenses, witness and travel expenses associated with the prosecution of pending cases, in particular for expert witnesses and out-of-state witnesses, and to maintain our current computer legal research capability. In particular, it would appear that in at least one pending murder case, expensive forensic psychiatric services will be required.
- Replacement protective vests must be purchased for our four Investigators.

06000001

DISTRICT ATTORNEY

<u>Title of Position</u>	<u>Grade/Unit</u>	<u>2013 Actuals</u>	<u>As of 7/7/2014 Current Authorized</u>	<u>2015 Requested</u>	<u>2015 Recommended</u>	<u>2015 Adopted</u>
<u>FULL TIME</u>						
District Attorney	Elected	1	1	1	1	1
Senior Assistant District Attorney	AT-3	5	5	5	5	5
Assistant District Attorney II	AT-2	5	6	6	6	6
Assistant District Attorney I	AT-1	4	4	4	4	4
Chief Investigator - DA	27 Admin	1	1	1	1	1
Administrative Assistant to the DA	22 Admin	1	1	1	1	1
Investigator - DA	22 Admin	3	3	3	3	3
Paralegal	15 Admin	1	1	1	1	1
Secretary	13 CSEA	3	3	3	3	3
Keyboard Specialist	8 CSEA	<u>5</u>	<u>5</u>	<u>4</u>	<u>4</u>	<u>5</u>
Total Full-Time Positions		29	30	29	29	30
<u>PART TIME</u>						
Total Part-Time Positions		0	0	0	0	0
TOTAL POSITIONS		29	30	29	29	30

BROOME COUNTY GOVERNMENT
 REVENUE AND APPROPRIATION SUMMARY
 BY DEPARTMENT AND DIVISION

FUND: 1010 General Operating
 DEPT: 06000000 District Attorney
 DIV: 00 District Attorney

Account	2013 Actuals	2014 Budget	2014 YTD Actuals As of 10/13/14	2015 Budget Requested	2015 Budget Recommended	2015 Budget Adopted
06000000 District Attorney						
0000002 Departmental Income						
5000245 FEE FOR TRAFFIC DIVERSION	104,350	120,000	71,000	120,000	120,000	120,000
5000333 OTHER DEPARTMENTAL CHARGEBACK	51,000	50,000	42,680	47,000	47,000	47,000
5000425 OVERPAYMENTS	4,868	0	0	0	0	0
5000428 OTHER CHARGES	34,208	90,066	12,497	28,750	28,750	28,750
0000002 Departmental Income Totals	194,426	260,066	126,177	195,750	195,750	195,750
0000007 Misc Interfund Revenues						
5000545 CREDIT CARD REBATES	48	0	0	0	0	0
5000546 Trust Account Inflows	37,733	0	0	0	0	0
0000007 Misc Interfund Revenues Totals	37,781	0	0	0	0	0
0000008 State Aid						
5000801 DISTRICT ATTORNEY'S SALARY	66,089	72,489	72,189	72,189	72,189	72,189
5000817 CAREER CRIMINAL PROSECUTION	23,078	0	-251	0	0	0
0000008 State Aid Totals	89,167	72,489	71,938	72,189	72,189	72,189
0000009 Federal Aid						
5000946 FEDERAL AID - OTHER	23,254	34,000	17,083	12,000	12,000	12,000
0000009 Federal Aid Totals	23,254	34,000	17,083	12,000	12,000	12,000
Rev Total for Div: 0600	344,628	366,555	215,198	279,939	279,939	279,939
0000010 Personal Service						
6001000 SALARIES FULL-TIME	1,654,925	1,769,892	1,267,074	1,767,592	1,767,592	1,792,206
0000010 Personal Service Totals	1,654,925	1,769,892	1,267,074	1,767,592	1,767,592	1,792,206
0000020 Equipment and Capital Outlay						
6002708 LAW ENFORCEMENT EQUIPMENT	0	7,050	7,050	6,244	6,244	6,244

REPORT:BP033

BROOME COUNTY GOVERNMENT
REVENUE AND APPROPRIATION SUMMARY
BY DEPARTMENT AND DIVISION

FUND: 1010 General Operating
DEPT: 06000000 District Attorney
DIV: 00 District Attorney

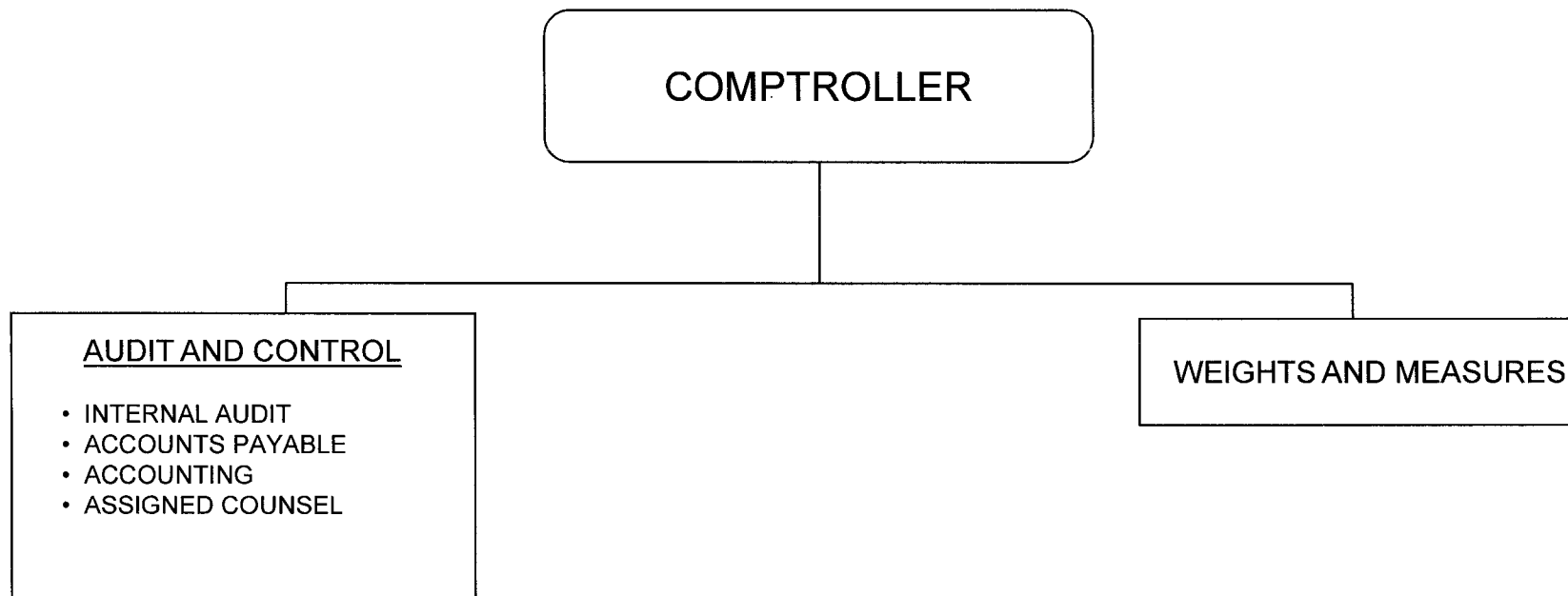
Account	2013 Actuals	2014 Budget	2014 YTD Actuals As of 10/13/14	2015 Budget Requested	2015 Budget Recommended	2015 Budget Adopted
0000020 Equipment and Capital Outlay Totals	0	7,050	7,050	6,244	6,244	6,244
0000040 Contractual Expenditures						
6004010 BOOKS AND SUBSCRIPTIONS	17,806	17,000	18,691	17,000	17,000	17,000
6004012 OFFICE SUPPLIES	19,842	19,312	15,069	18,000	18,000	18,000
6004041 PHOTOGRAPHIC SUPPLIES	0	400	0	400	400	400
6004046 GAS OIL GREASE AND DIESEL FUEL	1,888	1,000	1,306	1,000	1,000	1,000
6004056 COMPUTER EQUIPMENT (NON CAPITAL)	632	3,000	1,098	0	0	0
6004100 POSTAGE AND FREIGHT	2,188	2,000	2,332	2,000	2,000	2,000
6004105 DUES AND MEMBERSHIPS	2,275	2,275	400	2,275	2,275	2,275
6004106 GENERAL OFFICE EXPENSES	6,369	5,500	5,750	5,500	5,500	5,500
6004117 BUILDING AND GROUNDS EXPENSES	0	93	0	93	93	93
6004131 PHOTOGRAPHIC EXPENSES	757	1,200	308	1,200	1,200	1,200
6004138 OTHER OPERATIONAL EXPENSES	22	0	5	0	0	0
6004139 Trust Account Outflows	40,243	0	0	0	0	0
6004146 SUBCONTRACTED PROGRAM EXPENSE	8,000	8,000	6,000	8,000	8,000	8,000
6004160 MILEAGE AND PARKING-LOCAL	4,794	6,000	3,718	6,000	6,000	6,000
6004161 TRAVEL HOTEL AND MEALS	4,351	9,000	6,061	9,000	9,000	9,000
6004162 EDUCATION AND TRAINING	1,225	6,000	2,255	3,000	3,000	3,000
6004164 NON-EMPLOYEE TRAVEL HOTEL & ME	14,468	15,000	8,558	15,000	15,000	15,000
6004168 OTHER PERSONAL EXPENSES	120	200	438	200	200	200
6004169 DAY TRIP MEAL REIMBURSEMENT	16	0	0	0	0	0
6004196 COPYING MACHINE RENTALS	5,088	7,300	7,618	7,300	7,300	7,300
6004402 LAB SERVICES	175	2,000	0	2,000	2,000	2,000
6004536 WITNESS EXPENSES	11,793	35,000	4,405	35,000	35,000	35,000
6004537 INVESTIGATIONS EXPENSES	1,000	6,000	1,000	5,000	5,000	5,000
6004538 LEGAL CHARGES AND FEES	2,844	0	0	0	0	0
6004541 STENOGRAPHIC SERVICES	100,557	75,000	67,395	75,000	75,000	75,000
0000040 Contractual Expenditures Totals	246,453	221,280	152,407	212,968	212,968	212,968
0000041 Chargeback Expenses						
6004602 INSURANCE PREMIUM CHARGEBACK	5,578	34,408	17,204	30,994	30,994	30,994
6004610 PERSONAL SERVICES CHARGEBACKS	0	0	12,853	0	0	0
6004615 GASOLINE CHARGEBACK	3,077	4,500	2,215	3,203	3,203	3,203
6004616 FLEET SERVICE CHARGEBACK	7,121	8,924	8,924	8,924	8,924	8,924
6004626 TRANSPORTATION SERVICES CHARGE	0	6,455	6,455	6,044	6,044	6,044
0000041 Chargeback Expenses Totals	15,776	54,287	47,651	49,165	49,165	49,165

BROOME COUNTY GOVERNMENT
 REVENUE AND APPROPRIATION SUMMARY
 BY DEPARTMENT AND DIVISION

FUND: 1010 General Operating
 DEPT: 06000000 District Attorney
 DIV: 00 District Attorney

Account	2013 Actuals	2014 Budget	2014 YTD Actuals As of 10/13/14	2015 Budget Requested	2015 Budget Recommended	2015 Budget Adopted
0000060 Principal on Indebtedness						
6006008 PRINCIPAL ON CAPITAL LEASE	5,170	0	0	0	0	0
0000060 Principal on Indebtedness Totals	5,170	0	0	0	0	0
0000070 Interest on Indebtedness						
6007005 INTEREST ON CAPITAL LEASE	897	0	0	0	0	0
0000070 Interest on Indebtedness Totals	897	0	0	0	0	0
0000080 Employee Benefits						
6008001 STATE RETIREMENT	303,843	365,364	252,034	329,499	329,499	332,108
6008002 SOCIAL SECURITY	118,377	132,936	90,907	132,564	132,564	134,447
6008004 WORKERS COMPENSATION	15,701	19,381	9,374	19,808	19,808	19,808
6008006 LIFE INSURANCE	429	450	328	435	435	450
6008007 HEALTH INSURANCE	278,930	315,630	237,648	301,319	301,319	310,568
6008009 RETIREE HEALTH INSURANCE	24,514	28,960	19,307	31,133	31,133	31,133
6008010 DISABILITY INSURANCE	943	624	448	546	546	624
6008013 HEALTH INS - RETIRE INCENTIVE	2,177	0	0	0	0	0
0000080 Employee Benefits Totals	744,914	863,345	610,046	815,304	815,304	829,138
0000090 Transfers						
6009002 TRANSFER TO GRANT FUND	189,706	189,706	185,999	185,999	185,999	185,999
0000090 Transfers Totals	189,706	189,706	185,999	185,999	185,999	185,999
Exp Total for Div: 0600	2,857,841	3,105,560	2,270,227	3,037,272	3,037,272	3,075,720
Total for Div: 06000000	-2,513,213	-2,739,005	-2,055,029	-2,757,333	-2,757,333	-2,795,781
Total for Dept: 06000000	-2,513,213	-2,739,005	-2,055,029	-2,757,333	-2,757,333	-2,795,781

AUDIT AND CONTROL



AUDIT AND CONTROL

Audit and Control

MISSION STATEMENT

To provide professional internal auditing services to the County of Broome, in accordance with applicable professional standards. To help the organization identify and control business risks. To help insure that the County's resources are used in an ethical, effective and efficient manner and that assets are adequately safeguarded. To insure that all County bank accounts are reconciled in a proper and timely manner. To provide the final review and approval of all disbursements of County funds, and to do so in a fair, efficient and expeditious manner. To administer and provide oversight relative to the disbursement of funds for the provision of indigent defense services in Broome County (except in cases where such services are provided directly by the Broome County Public Defender's Office).

DESCRIPTION

The Audit and Control Division of the Department of Audit and Control performs audits of various programs, departments, agencies, etc; reconciles all of the County's bank accounts; pays all of the County's bills and administers the County's assigned counsel program.

2015 OBJECTIVES

- Administer control self assessment process with County departments, contract agencies, and libraries.
- Provide instructional materials for departments in accounts payable and internal controls.
- Maintain compliance with continuing education and training standards promulgated by the Comptroller General of the United States.
- Pay all instruments received within one cycle of receipt.
- Reconcile all bank accounts within 30 days of receipt of statement.
- Use internal audit resources to help the County identify and mitigate business risks.
- Implement M & T Bank's visa rewards program for accounts payable disbursements to take advantage of available rebates.

01010001

AUDIT AND CONTROL

<u>Title of Position</u>	<u>Grade/Unit</u>	<u>2013 Actuals</u>	<u>As of 7/7/2014 Current Authorized</u>	<u>2015 Requested</u>	<u>2015 Recommended</u>	<u>2015 Adopted</u>
<u>FULL TIME</u>						
Comptroller	J Admin	1	1	1	1	1
Secretary to the Comptroller	14 Admin	1	1	1	1	1
Internal Auditor/Trainee	21/19 CSEA	4	4	4	4	4
Accountant (County)	16 CSEA	1	1	1	1	1
Total Full-Time Positions		7	7	7	7	7
<u>PART TIME</u>						
Secretary	14 Admin	1	1	1	1	1
Total Part-Time Positions		1	1	1	1	1
TOTAL POSITIONS		8	8	8	8	8

BROOME COUNTY GOVERNMENT
 REVENUE AND APPROPRIATION SUMMARY
 BY DEPARTMENT AND DIVISION

FUND: 1010 General Operating
 DEPT: 01000000 Audit and Control
 DIV: 01 Audit & Control

Account	2013 Actuals	2014 Budget	2014 YTD Actuals As of 10/13/14	2015 Budget Requested	2015 Budget Recommended	2015 Budget Adopted
01000000 Audit and Control						
0000008 State Aid						
5000802 INDIGENT PAROLEES	-85,670	0	0	0	0	0
5000810 COURT ASSIGNED ATTORNEYS	435,178	250,000	217,589	125,000	125,000	125,000
0000008 State Aid Totals	349,508	250,000	217,589	125,000	125,000	125,000
Rev Total for Div: 0101	349,508	250,000	217,589	125,000	125,000	125,000
0000010 Personal Service						
6001000 SALARIES FULL-TIME	396,883	409,275	301,863	416,274	416,274	416,274
6001001 SALARIES PART-TIME	32,476	32,475	23,183	32,475	32,475	32,475
0000010 Personal Service Totals	429,359	441,750	325,046	448,749	448,749	448,749
0000040 Contractual Expenditures						
6004010 BOOKS AND SUBSCRIPTIONS	797	400	0	400	400	400
6004012 OFFICE SUPPLIES	523	1,200	638	1,200	1,200	1,200
6004060 NURSING SUPPLIES	0	0	137	0	0	0
6004100 POSTAGE AND FREIGHT	0	60	0	60	60	60
6004105 DUES AND MEMBERSHIPS	1,480	790	1,435	790	790	790
6004136 OPERATIONAL EQUIPMENT REPAIRS	926	0	0	0	0	0
6004160 MILEAGE AND PARKING-LOCAL	595	500	91	500	500	500
6004161 TRAVEL HOTEL AND MEALS	1,827	0	2,692	0	0	0
6004162 EDUCATION AND TRAINING	2,209	0	2,734	0	0	0
6004501 AUDIT FEES	152,500	170,000	149,500	175,000	175,000	175,000
6004539 COURT ASSIGNED ATTORNEY-PUBLIC	1,383,171	1,273,392	1,219,178	1,273,392	1,273,392	1,273,392
6004540 COURT ASSIGNED ATTORNEY-FAMILY	1,334,674	900,000	475,185	667,000	900,000	900,000
0000040 Contractual Expenditures Totals	2,878,702	2,346,342	1,851,590	2,118,342	2,351,342	2,351,342
0000041 Chargeback Expenses						
6004602 INSURANCE PREMIUM CHARGEBACK	551	751	563	591	591	591
0000041 Chargeback Expenses Totals	551	751	563	591	591	591

REPORT:BP033

BROOME COUNTY GOVERNMENT
 REVENUE AND APPROPRIATION SUMMARY
 BY DEPARTMENT AND DIVISION

FUND: 1010 General Operating
 DEPT: 01000000 Audit and Control
 DIV: 01 Audit & Control

Account	2013 Actuals	2014 Budget	2014 YTD Actuals As of 10/13/14	2015 Budget Requested	2015 Budget Recommended	2015 Budget Adopted
0000080 Employee Benefits						
6008001 STATE RETIREMENT	75,333	86,218	60,619	77,615	77,615	77,615
6008002 SOCIAL SECURITY	31,998	33,794	23,800	34,329	34,329	34,329
6008004 WORKERS COMPENSATION	2,670	2,943	1,472	2,797	2,797	2,797
6008006 LIFE INSURANCE	120	120	90	120	120	120
6008007 HEALTH INSURANCE	39,428	35,371	50,743	57,866	57,866	57,866
6008009 RETIREE HEALTH INSURANCE	60,477	66,646	44,432	71,568	71,568	71,568
6008010 DISABILITY INSURANCE	640	390	290	390	390	390
6008011 UNEMPLOYMENT INSURANCE	19	0	0	0	0	0
0000080 Employee Benefits Totals	210,685	225,482	181,446	244,685	244,685	244,685
Exp Total for Div: 0101	3,519,297	3,014,325	2,358,645	2,812,367	3,045,367	3,045,367
Total for Div: 01000000	-3,169,789	-2,764,325	-2,141,056	-2,687,367	-2,920,367	-2,920,367

AUDIT AND CONTROL

Weights and Measures

MISSION STATEMENT

To assure a fair and equitable marketplace for both the buyer and the seller by conducting annual inspections and testing of commercially used weighing and measuring devices. To enforce New York State Agriculture & Markets Law Article 16, the New York State Code of Rules and Regulations 1NYCRR – Parts 220 through 224, and apply the procedures set forth by the National Institute of Standards and Technology.

DESCRIPTION

The Division of Weights and Measures inspects and tests the accuracy and proper operation of commercially used weighing and measuring devices, the accuracy of labeled-by-weight packed in store commodities, and the quality of gasoline and diesel fuel, in accordance with the requirements promulgated by the New York State Department of Agriculture & Markets – Bureau of Weights & Measures,

2015 OBJECTIVES

- Continue participation in the state's octane testing program
- Continue to investigate and resolve all complaints in a timely manner
- Perform annual safety training review
- Insure that all inspections required by law are done on a timely basis

01020001

AUDIT AND CONTROL/Weights and Measures

<u>Title of Position</u>	<u>Grade/Unit</u>	<u>2013 Actuals</u>	<u>As of 7/7/2014 Current Authorized</u>	<u>2015 Requested</u>	<u>2015 Recommended</u>	<u>2015 Adopted</u>
<u>FULL TIME</u>						
Director of Weights & Measures	21 Admin	1	1	1	1	1
Weights & Measures Inspector	15 CSEA	<u>1</u>	<u>1</u>	<u>1</u>	<u>1</u>	<u>1</u>
Total Full-Time Positions		2	2	2	2	2
<u>PART TIME</u>						
Total Part-Time Positions		0	0	0	0	0
TOTAL POSITIONS		2	2	2	2	2

BROOME COUNTY GOVERNMENT
 REVENUE AND APPROPRIATION SUMMARY
 BY DEPARTMENT AND DIVISION

FUND: 1010 General Operating
 DEPT: 01000000 Audit and Control
 DIV: 02 Weights & Measures

Account	2013 Actuals	2014 Budget	2014 YTD Actuals As of 10/13/14	2015 Budget Requested	2015 Budget Recommended	2015 Budget Adopted
0000002 Departmental Income						
6000118 FEES FOR SERVICES	54,956	55,000	43,860	55,000	55,000	55,000
0000002 Departmental Income Totals	54,956	55,000	43,860	55,000	55,000	55,000
Rev Total for Div: 0102	54,956	55,000	43,860	55,000	55,000	55,000
0000010 Personal Service						
6001000 SALARIES FULL-TIME	107,992	109,430	79,812	109,430	109,430	109,430
0000010 Personal Service Totals	107,992	109,430	79,812	109,430	109,430	109,430
0000040 Contractual Expenditures						
6004048 MISC OPERATIONAL SUPPLIES	821	900	627	900	900	900
6004052 UNIFORMS	0	500	0	500	500	500
6004054 SAFETY SUPPLIES	227	0	208	0	0	0
6004105 DUES AND MEMBERSHIPS	206	265	206	265	265	265
6004138 OTHER OPERATIONAL EXPENSES	-5,067	0	-3,357	0	0	0
6004161 TRAVEL HOTEL AND MEALS	970	0	0	0	0	0
6004162 EDUCATION AND TRAINING	138	0	34	0	0	0
0000040 Contractual Expenditures Totals	-2,705	1,665	-2,282	1,665	1,665	1,665
0000041 Chargeback Expenses						
6004602 INSURANCE PREMIUM CHARGEBACK	1,067	1,545	1,159	68	68	68
6004615 GASOLINE CHARGEBACK	2,311	2,813	1,637	2,625	2,625	2,625
6004616 FLEET SERVICE CHARGEBACK	3,781	4,462	4,462	4,462	4,462	4,462
6004626 TRANSPORTATION SERVICES CHARGE	7,700	0	0	0	0	0
0000041 Chargeback Expenses Totals	14,859	8,820	7,258	7,155	7,155	7,155
0000080 Employee Benefits						
6008001 STATE RETIREMENT	21,178	25,059	17,141	22,214	22,214	22,214
6008002 SOCIAL SECURITY	7,820	8,371	5,729	8,371	8,371	8,371
6008006 LIFE INSURANCE	30	30	23	30	30	30

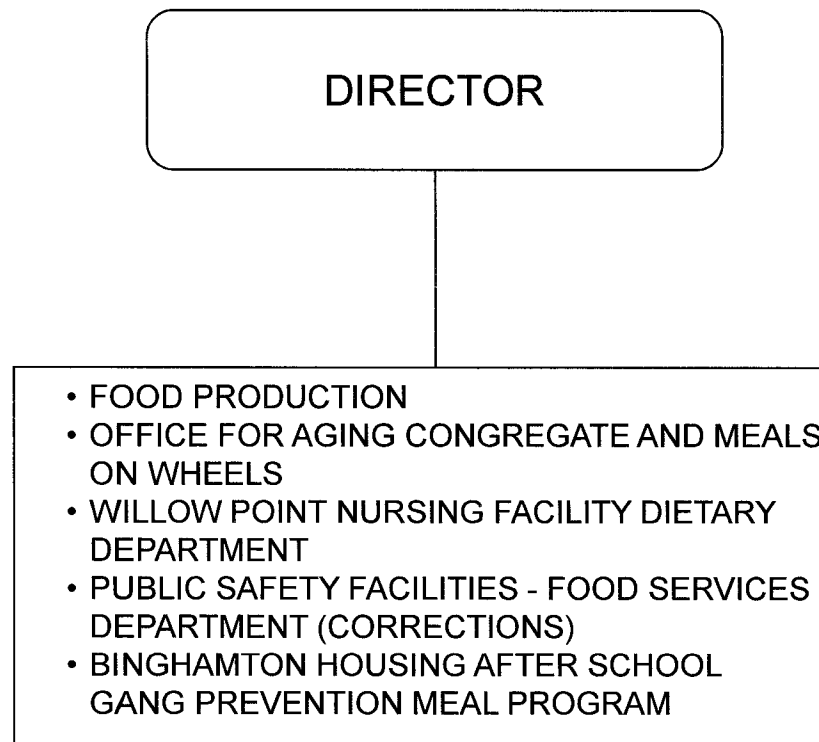
REPORT:BP033

BROOME COUNTY GOVERNMENT
REVENUE AND APPROPRIATION SUMMARY
BY DEPARTMENT AND DIVISION

FUND: 1010 General Operating
DEPT: 01000000 Audit and Control
DIV: 02 Weights & Measures

Account	2013 Actuals	2014 Budget	2014 YTD Actuals As of 10/13/14	2015 Budget Requested	2015 Budget Recommended	2015 Budget Adopted
6008007 HEALTH INSURANCE	21,775	23,122	17,631	24,471	24,471	24,471
6008009 RETIREE HEALTH INSURANCE	47,258	51,690	34,752	55,986	55,986	55,986
6008010 DISABILITY INSURANCE	128	78	58	78	78	78
0000080 Employee Benefits Totals	98,189	108,350	75,334	111,150	111,150	111,150
Exp Total for Div: 0102	218,335	228,265	160,122	229,400	229,400	229,400
Total for Div: 01000000	-163,379	-173,265	-116,262	-174,400	-174,400	-174,400
Total for Dept: 01000000	-3,333,168	-2,937,590	-2,257,318	-2,861,767	-3,094,767	-3,094,767

CENTRAL FOOD AND NUTRITION SERVICES



CENTRAL FOOD AND NUTRITION SERVICES

MISSION STATEMENT

Central Food and Nutrition Services provides food management and production services to County operated facilities and programs in conformance with applicable codes and regulations.

DESCRIPTION

The Central Food and Nutrition Services Administrative Offices and central production facility are located at 2001 East Main Street in Endicott. The facility was opened June 1988 and expanded and renovated in 1995. State-of-the-art cook-chill and conventional food production methods are utilized. In 2015, it is anticipated 1,158,961 meals will be prepared and served by Central Food and Nutrition Services.

2015 OBJECTIVES

- Continue to refine and maximize the Cook-Chill food production system to reduce costs and assure high level of user acceptance for Office for Aging, Willow Point Nursing Facility, and the Public Safety Facility.
- Work with OFA to continue to refine recipes to reduce the amount of sodium in food provided by Central Foods as well as focus in 2015 to get our food vendors to encourage food manufacturers to provide healthier food options to keep up with the changing needs and guidelines of our aging population.
- We will continue to work with the Willow Point Nursing Facility staff and administration to meet the changing needs of the residents for meals, snacks, special functions and hydration status, while monitoring the cost of these programs.
- Continue to work with the Sheriff's Department, the Corrections Administration, and the medical staff to meet the nutritional needs of the inmates within the established guidelines.

- Refine CBORD to increase its usefulness to assist in purchasing.
- Continue to work with the Binghamton Housing Authority to provide meals and snacks to the kids in the after school gang prevention program.

2015 BUDGET HIGHLIGHTS

- Will continue to work within our means to keep costs competitive.
- There is an increase in per meal cost in 2015 to cover the increase cost of purchasing healthier food and economic issues we cannot control such as the drought.

02010001

CENTRAL FOOD AND NUTRITION SERVICES

<u>Title of Position</u>	<u>Grade/Unit</u>	<u>2013 Actuals</u>	<u>As of 7/7/2014 Current Authorized</u>	<u>2015 Requested</u>	<u>2015 Recommended</u>	<u>2015 Adopted</u>
<u>FULL TIME</u>						
Director of Central Food & Nutrition Service	24 Admin	1	1	1	1	1
Food Service Director (40)	20 BAPA	1	1	1	1	1
Dietitian (40)	19 BAPA	2	2	2	2	2
Senior Food Service Manager	18 BAPA	1	1	1	1	1
Food Service Manager	14 BAPA	2	2	2	2	2
Principal Account Clerk	13 CSEA	1	1	1	1	1
Stores Clerk	10 CSEA	2	2	2	2	2
Senior Food Service Helper	9 CSEA	3	3	3	3	3
Cook	8 CSEA	3	3	3	3	3
Assistant Cook	7 CSEA	1	1	1	1	1
Food Service Helper	5 CSEA	<u>5</u>	<u>5</u>	<u>5</u>	<u>5</u>	<u>5</u>
Total Full-Time Positions		22	22	22	22	22
<u>PART TIME</u>						
Delivery Driver	10 CSEA	6	6	6	6	6
Assistant Cook	7 CSEA	0	1	1	1	1
Food Service Helper	5 CSEA	<u>14</u>	<u>13</u>	<u>12</u>	<u>12</u>	<u>12</u>
Total Part-Time Positions		20	20	19	19	19
TOTAL POSITIONS		42	42	41	41	41

REPORT:BP032

BROOME COUNTY GOVERNMENT
REVENUE AND APPROPRIATION SUMMARY BY DEPARTMENT

FUND: 2060 Central Kitchen Operating
DEPT: 02000000 Central Foods

Account	2013 Actuals	2014 Budget	2014 YTD Actuals As of 10/13/14	2015 Budget Requested	2015 Budget Recommended	2015 Budget Adopted
0000002 Departmental Income						
5000130 RESTAURANT/LOUNGE CONCESSION F	83,006	0	0	0	0	0
5000328 CHARGES FOR FOOD SERVICE	4,442,054	4,936,863	2,740,347	4,538,332	4,538,332	4,538,332
5000431 MISCELLANEOUS	5	0	0	0	0	0
0000002 Departmental Income Total	4,525,065	4,936,863	2,740,347	4,538,332	4,538,332	4,538,332
0000003 Use of Money						
5000451 INTEREST AND EARNINGS	38	100	31	100	100	100
0000003 Use of Money Total	38	100	31	100	100	100
0000006 Sale of Prop and Comp for Loss						
5000518 SALE OF EQUIPMENT	513	0	0	0	0	0
0000006 Sale of Prop and Comp for Loss Total	513	0	0	0	0	0
0000007 Misc Interfund Revenues						
5000530 REFUNDS OF PRIOR YEARS EXPENDI	249	0	5,413	0	0	0
5000532 PREMIUM & ACCRUED INT ON OBLIG	1,641	0	800	0	0	0
5000534 TRANSFER FROM INSURANCE RESERV	3,346	2,357	2,407	0	0	0
5000545 CREDIT CARD REBATES	87	0	0	0	0	0
5000562 TRANSFER FROM GENERAL FUND	17,598	0	0	0	0	0
5000570 EARNINGS ON TEMPORARY INVESTME	56	0	0	0	0	0
0000007 Misc Interfund Revenues Total	22,977	2,357	8,620	0	0	0
0000009 Federal Aid						
5000952 ARRA DEBT REIMBURSEMENT	3,950	4,210	1,140	3,907	3,907	3,907
0000009 Federal Aid Total	3,950	4,210	1,140	3,907	3,907	3,907
Rev Totals for Dept: 02000000	4,552,543	4,943,530	2,750,138	4,542,339	4,542,339	4,542,339

BROOME COUNTY GOVERNMENT
REVENUE AND APPROPRIATION SUMMARY BY DEPARTMENT

FUND: 2060 Central Kitchen Operating
DEPT: 02000000 Central Foods

Account	2013 Actuals	2014 Budget	2014 YTD Actuals As of 10/13/14	2015 Budget Requested	2015 Budget Recommended	2015 Budget Adopted
0000010 Personal Service						
6001000 SALARIES FULL-TIME	806,545	907,956	551,809	891,740	891,740	891,740
6001001 SALARIES PART-TIME	328,099	391,749	257,511	381,732	381,732	381,732
6001002 SALARIES TEMPORARY	111,878	43,136	34,967	43,083	43,083	43,083
6001003 SALARIES OVERTIME	18,198	18,005	13,902	18,005	18,005	18,005
6001006 OUT OF TITLE PAY	34,923	6,000	9,349	6,000	6,000	6,000
6001009 OTHER PERSONNEL SERVICES	4,900	5,100	4,800	5,100	5,100	5,100
0000010 Personal Service Totals	1,304,543	1,371,946	872,338	1,345,660	1,345,660	1,345,660
0000040 Contractual Expenditures						
6004012 OFFICE SUPPLIES	1,634	2,500	1,221	2,500	2,500	2,500
6004021 BLDG MAINTENANCE SUPPLIES	398	500	85	500	500	500
6004022 FUEL AND HEATING SUPPLIES	21,650	36,000	20,378	30,000	30,000	30,000
6004023 BLDG AND GROUNDS SUPPLIES	53	500	0	500	500	500
6004030 FOOD AND BEVERAGES	1,770,569	1,853,498	1,285,359	1,448,752	1,448,752	1,448,752
6004031 KITCHEN AND DINING ROOM SUPPLI	189,751	214,907	109,379	193,277	193,277	193,277
6004048 MISC OPERATIONAL SUPPLIES	48,352	58,500	60,679	54,000	54,000	54,000
6004054 SAFETY SUPPLIES	4,607	5,144	2,654	4,500	4,500	4,500
6004055 COMPUTER SOFTWARE AND SUPPLIES	0	0	0	10,000	10,000	10,000
6004105 DUES AND MEMBERSHIPS	226	340	358	300	300	300
6004113 WATER AND SEWAGE CHARGES	3,613	4,560	3,501	3,960	3,960	3,960
6004114 HEATING AND AIR COND PLANT EXP	172	500	0	500	500	500
6004115 ELECTRIC CURRENT	54,918	69,000	36,505	58,520	58,520	58,520
6004117 BUILDING AND GROUNDS EXPENSES	12,803	19,828	12,867	18,712	18,712	18,712
6004120 KITCHEN & DINING ROOM EXPENSES	51,926	45,937	39,719	58,913	58,913	58,913
6004121 LAUNDRY AND DRY CLEANING EXPEN	1,175	1,800	557	1,560	1,560	1,560
6004130 MOTOR EQUIP REPAIRS AND MAINT	296	1,000	0	1,000	1,000	1,000
6004138 OTHER OPERATIONAL EXPENSES	535	500	0	500	500	500
6004162 EDUCATION AND TRAINING	289	1,000	180	1,000	1,000	1,000
6004192 SOFTWARE MAINTENANCE	11,669	11,915	11,914	12,093	12,093	12,093
6004196 COPYING MACHINE RENTALS	2,039	3,504	2,605	3,420	3,420	3,420
6004200 PROPERTY LOSS	2,898	1,357	1,407	0	0	0
6004203 INSURANCE CLAIMS	448	1,000	1,000	0	0	0
6004502 BOND AND NOTE ISSUE EXPENSE	476	0	0	0	0	0
6004504 OTHER FINANCIAL SERVICES	502	437	-95	408	408	408
0000040 Contractual Expenditures Totals	2,180,999	2,334,227	1,590,273	1,904,915	1,904,915	1,904,915
0000041 Chargeback Expenses						
6004601 INDIRECT COSTS	113,711	131,309	0	133,862	133,862	133,862

REPORT:BP032

BROOME COUNTY GOVERNMENT
REVENUE AND APPROPRIATION SUMMARY BY DEPARTMENT

FUND: 2060 Central Kitchen Operating
DEPT: 02000000 Central Foods

Account	2013 Actuals	2014 Budget	2014 YTD Actuals As of 10/13/14	2015 Budget Requested	2015 Budget Recommended	2015 Budget Adopted
6004602 INSURANCE PREMIUM CHARGEBACK	2,039	3,827	2,870	4,139	4,139	4,139
6004614 OTHER CHARGEBACK EXPENSES	188	370	0	188	188	188
6004615 GASOLINE CHARGEBACK	18,982	29,250	14,821	24,500	24,500	24,500
6004616 FLEET SERVICE CHARGEBACK	15,124	17,848	17,848	17,848	17,848	17,848
6004619 BUILDING SERVICE CHARGEBACK	43,183	45,000	20,000	65,000	65,000	65,000
6004625 FOOD SERVICE CHARGEBACKS	900	0	0	0	0	0
6004634 Indirect Costs - Excess of Bud	17,598	0	0	0	0	0
0000041 Chargeback Expenses Totals	211,725	227,604	55,539	245,537	245,537	245,537
0000042 Depreciation						
6004801 DEPRECIATION - BUILDINGS	64,964	0	0	0	0	0
6004804 DEPRECIATION - MOTOR VEHICLES	13,745	0	0	0	0	0
6004805 DEPRECIATION - MACHINERY & EQU	5,819	0	0	0	0	0
0000042 Depreciation Totals	84,528	0	0	0	0	0
0000060 Principal on Indebtedness						
6006000 PRINCIPAL ON SERIAL BONDS	0	41,116	0	42,928	42,928	42,928
6006001 PRINCIPAL ON BANS	0	30,694	0	30,696	30,696	30,696
0000060 Principal on Indebtedness Totals	0	71,810	0	73,624	73,624	73,624
0000070 Interest on Indebtedness						
6007000 INTEREST ON SERIAL BONDS	2,881	22,961	7,652	21,376	21,376	21,376
6007001 INTEREST ON BANS	391	1,520	533	1,059	1,059	1,059
6007005 INTEREST ON CAPITAL LEASE	149	0	0	0	0	0
0000070 Interest on Indebtedness Totals	3,421	24,481	8,185	22,435	22,435	22,435
0000080 Employee Benefits						
6008001 STATE RETIREMENT	197,495	253,644	158,027	207,920	207,920	207,920
6008002 SOCIAL SECURITY	95,373	104,495	61,258	102,782	102,782	102,782
6008004 WORKERS COMPENSATION	43,779	46,733	23,367	48,498	48,498	48,498
6008005 WORKERS COMP LT LIABILITY	-161,092	0	0	0	0	0
6008006 LIFE INSURANCE	511	570	404	555	555	555
6008007 HEALTH INSURANCE	232,454	278,162	193,118	259,852	259,852	259,852
6008008 OPEB - HEALTH INSURANCE	70,626	0	0	0	0	0
6008009 RETIREE HEALTH INSURANCE	74,053	86,877	58,674	98,323	98,323	98,323

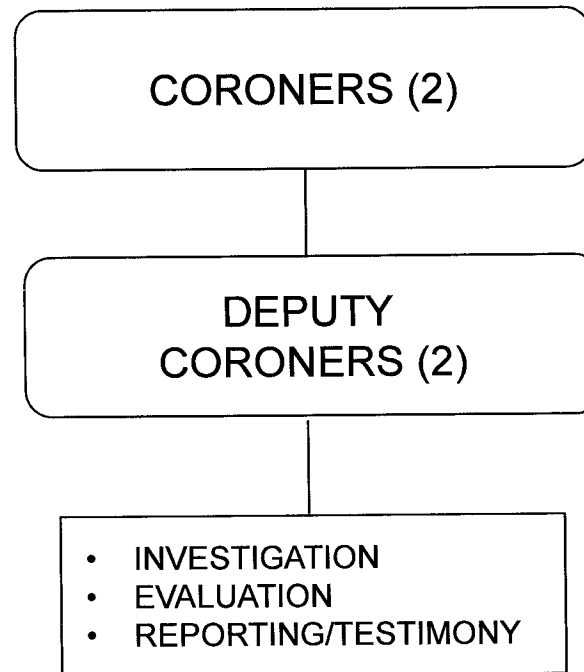
REPORT:BP032

BROOME COUNTY GOVERNMENT
REVENUE AND APPROPRIATION SUMMARY BY DEPARTMENT

FUND: 2060 Central Kitchen Operating
DEPT: 02000000 Central Foods

Account	2013 Actuals	2014 Budget	2014 YTD Actuals As of 10/13/14	2015 Budget Requested	2015 Budget Recommended	2015 Budget Adopted
6008010 DISABILITY INSURANCE	3,417	2,418	1,601	2,340	2,340	2,340
6008011 UNEMPLOYMENT INSURANCE	17,690	7,287	922	3,700	3,700	3,700
0000080 Employee Benefits Totals	574,306	780,186	497,371	723,970	723,970	723,970
Exp Totals for Dept: 02000000	4,359,522	4,810,254	3,023,706	4,316,141	4,316,141	4,316,141
Total for Dept: 02000000	193,021	133,276	-273,568	226,198	226,198	226,198

CORONERS



CORONERS

MISSION STATEMENT

To investigate unattended deaths, suspected homicide, suicide, medical misadventure or disease of public health significance.

DESCRIPTION

This department is responsible for the investigation, recovery and transportation of the bodies of deceased in Broome County to the morgue. This includes all deaths caused by violence or unlawful acts, unusual or unexplained death, death in a public institution other than a hospital or nursing home, and death unattended by a doctor. Pathologists are contracted to perform the autopsies. The County Coroners are duly licensed physicians and provide court testimony concerning the results of their investigations. The Deputy Coroners are duly licensed Nurse Practitioners, who assist the Coroners in the performance of their duties.

Routine administration is done by the Law Department.

2015 OBJECTIVES

- Maintain current levels of service.

03000001
CORONER

<u>Title of Position</u>	<u>Grade/Unit</u>	<u>2013 Actuals</u>	<u>As of 7/7/2014 Current Authorized</u>	<u>2015 Requested</u>	<u>2015 Recommended</u>	<u>2015 Adopted</u>
<u>FULL TIME</u>						
Total Full-Time Positions		0	0	0	0	0
<u>PART TIME</u>						
Coroner	NA	4	2	2	2	2
Deputy Coroner	NA	<u>0</u>	<u>2</u>	<u>2</u>	<u>2</u>	<u>2</u>
Total Part-Time Positions		4	4	4	4	4
TOTAL POSITIONS		4	4	4	4	4

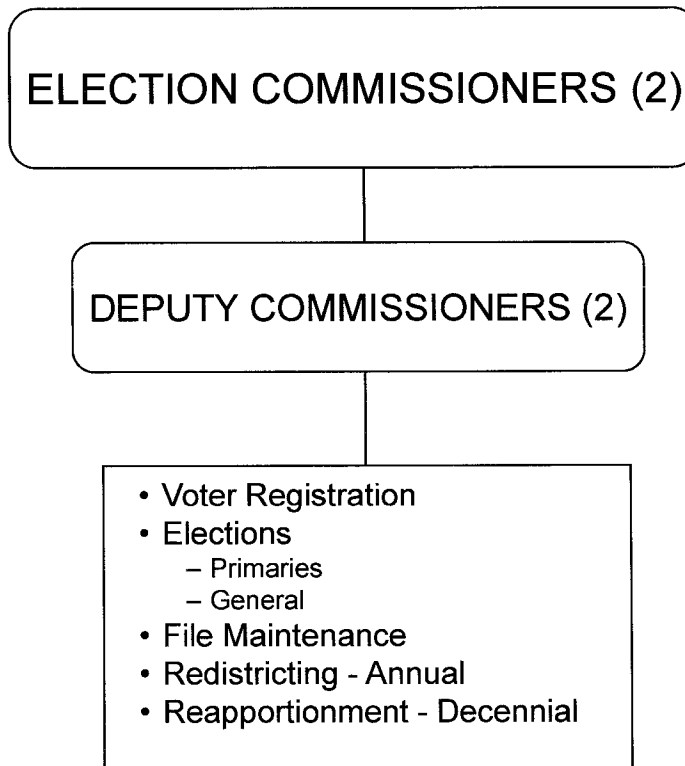
REPORT:BP032

BROOME COUNTY GOVERNMENT
REVENUE AND APPROPRIATION SUMMARY BY DEPARTMENT

FUND: 1010 General Operating
DEPT: 03000000 Coroners

Account	2013 Actuals	2014 Budget	2014 YTD Actuals As of 10/13/14	2015 Budget Requested	2015 Budget Recommended	2015 Budget Adopted
0000010 Personal Service						
6001001 SALARIES PART-TIME	96,668	112,000	48,814	148,000	148,000	148,000
6001002 SALARIES TEMPORARY	7,015	0	13,947	0	0	0
0000010 Personal Service Totals	103,683	112,000	62,761	148,000	148,000	148,000
0000040 Contractual Expenditures						
6004105 DUES AND MEMBERSHIPS	0	200	0	200	200	200
6004143 TRANSPORTATION SERVICES	54,204	44,000	43,909	44,000	44,000	44,000
6004161 TRAVEL HOTEL AND MEALS	0	500	0	500	500	500
6004162 EDUCATION AND TRAINING	0	500	0	500	500	500
6004406 MEDICAL AND HOSPITAL SERVICES	182,578	200,938	198,359	200,938	200,938	200,938
0000040 Contractual Expenditures Totals	236,782	246,138	242,268	246,138	246,138	246,138
0000080 Employee Benefits						
6008001 STATE RETIREMENT	11,301	12,824	10,777	23,162	23,162	23,162
6008002 SOCIAL SECURITY	7,932	8,568	4,801	11,322	11,322	11,322
6008004 WORKERS COMPENSATION	653	629	315	554	554	554
0000080 Employee Benefits Totals	19,886	22,021	15,893	35,038	35,038	35,038
Exp Totals for Dept: 03000000	360,351	380,159	320,922	429,176	429,176	429,176
Total for Dept: 03000000	-360,351	-380,159	-320,922	-429,176	-429,176	-429,176

ELECTIONS



ELECTIONS

MISSION STATEMENT

To insure that all eligible County citizens are offered an opportunity to register and vote; to maintain a complete and accurate voter file of all the registered voters in the Broome County; to ensure that the integrity of the balloting process is maintained throughout Broome County; to enforce all provisions of the New York State Election Law; to institute all federal and state HAVA guidelines; to further efforts in reaching the public through our new website, BroomeVotes.com, and through social media outlets such as Facebook and Twitter. We will begin implementing an “Adopt A Polling Place” partnership program to increase our Inspector roster and retention.

DESCRIPTION

The Board of Elections is responsible for the honest and efficient operation of all national, state, and local elections in Broome County. The Board is established pursuant to Section 3-200 of the New York State Election Law.

2015 OBJECTIVES

Our objective this year is to continue utilizing technology in an effort to reduce paper. We will also continue to educate our staff and technicians so that we remain up to date with the many mandatory changes the state makes. We are also looking to work with the community to broaden our voter outreach with the BroomeVotes website, Facebook and Twitter as well as our Partnership “Adopt a Polling Place” program and Inspector Coordinators to enlist and retain Inspectors. We will be trying new ideas such as lapel pins and 5 year certificates to encourage Inspector longevity.

2015 BUDGET HIGHLIGHTS

We have at least 24 offices up this year which include the county wide office of District Attorney; the City of Binghamton & Town of Vestal. With a county wide office there is always the possibility of a Primary. The NYS Senate & Assembly are negotiating an early voting bill which could have a huge impact on our budget if passed.

07000001
ELECTIONS

<u>Title of Position</u>	<u>Grade/Unit</u>	<u>2013 Actuals</u>	<u>As of 7/7/2014 Current Authorized</u>	<u>2015 Requested</u>	<u>2015 Recommended</u>	<u>2015 Adopted</u>
<u>FULL TIME</u>						
Deputy Commissioner of Elections	C Admin	2	2	2	2	2
Election Technology Coordinator	22 Admin	0	2	2	2	2
Marketing Coordinator	22 Admin	0	0	1	0	0
Financial Coordinator	22 Admin	0	0	1	0	0
Election Data Specialist	14 CSEA	2	2	2	2	2
Election Auditor	14 CSEA	1	0	0	0	0
Election Registrar	14 CSEA	<u>1</u>	<u>0</u>	<u>0</u>	<u>0</u>	<u>0</u>
Total Full-Time Positions		6	6	8	6	6
<u>PART TIME</u>						
Marketing Coordinator	22 Admin	0	0	0	2	2
Voter Services Specialist	6 CSEA	0	2	2	2	2
Commissioner of Elections	NA	<u>2</u>	<u>2</u>	<u>2</u>	<u>2</u>	<u>2</u>
Total Part-Time Positions		2	4	4	6	6
TOTAL POSITIONS		8	10	12	12	12

BROOME COUNTY GOVERNMENT
REVENUE AND APPROPRIATION SUMMARY BY DEPARTMENT

FUND: 1010 General Operating
DEPT: 07000000 Elections

Account	2013 Actuals	2014 Budget	2014 YTD Actuals As of 10/13/14	2015 Budget Requested	2015 Budget Recommended	2015 Budget Adopted
0000002 Departmental Income						
5000179 CHARGES FOR SERVICES	395,000	511,369	511,567	374,731	428,115	428,115
0000002 Departmental Income Total	395,000	511,369	511,567	374,731	428,115	428,115
0000006 Sale of Prop and Comp for Loss						
5000515 MINOR SALES - ELECTIONS	205	100	174	0	0	0
0000006 Sale of Prop and Comp for Loss Total	205	100	174	0	0	0
0000007 Misc Interfund Revenues						
5000530 REFUNDS OF PRIOR YEARS EXPENDI	0	0	2,111	0	0	0
0000007 Misc Interfund Revenues Total	0	0	2,111	0	0	0
Rev Totals for Dept: 07000000	395,205	511,469	513,852	374,731	428,115	428,115
0000010 Personal Service						
6001000 SALARIES FULL-TIME	272,646	284,339	225,138	390,914	313,650	313,650
6001001 SALARIES PART-TIME	14,311	25,000	20,726	42,115	80,101	80,101
6001002 SALARIES TEMPORARY	99,752	128,505	85,104	130,645	130,645	130,645
6001003 SALARIES OVERTIME	3,476	15,000	2,598	2,500	2,500	2,500
0000010 Personal Service Totals	390,185	452,844	333,566	566,174	526,896	526,896
0000020 Equipment and Capital Outlay						
6002504 SOFTWARE	15,000	0	0	0	0	0
0000020 Equipment and Capital Outlay Totals	15,000	0	0	0	0	0
0000040 Contractual Expenditures						
6004010 BOOKS AND SUBSCRIPTIONS	536	500	0	500	500	500
6004011 DUPLICATING AND PRINTING RM SU	72,438	126,000	64,450	91,000	91,000	91,000
6004012 OFFICE SUPPLIES	9,497	10,000	5,420	5,000	5,000	5,000

REPORT:BP032

BROOME COUNTY GOVERNMENT
REVENUE AND APPROPRIATION SUMMARY BY DEPARTMENT

FUND: 1010 General Operating

DEPT: 07000000 Elections


Account	2013 Actuals	2014 Budget	2014 YTD Actuals As of 10/13/14	2015 Budget Requested	2015 Budget Recommended	2015 Budget Adopted
6004023 BLDG AND GROUNDS SUPPLIES	585	1,500	125	500	500	500
6004055 COMPUTER SOFTWARE AND SUPPLIES	1,234	1,500	0	4,000	4,000	4,000
6004056 COMPUTER EQUIPMENT(NON CAPITAL)	580	5,408	12,672	5,000	5,000	5,000
6004100 POSTAGE AND FREIGHT	25,880	40,000	25,892	32,000	32,000	32,000
6004105 DUES AND MEMBERSHIPS	280	210	60	210	210	210
6004106 GENERAL OFFICE EXPENSES	1,324	74,110	52,080	52,080	52,080	52,080
6004117 BUILDING AND GROUNDS EXPENSES	90	950	0	1,000	1,000	1,000
6004137 ADVERTISING AND PROMOTION EXPE	2,938	7,500	1,181	5,000	5,000	5,000
6004138 OTHER OPERATIONAL EXPENSES	145,687	291,291	101,021	230,420	230,420	230,420
6004160 MILEAGE AND PARKING-LOCAL	1,542	4,000	2,662	3,000	3,000	3,000
6004161 TRAVEL HOTEL AND MEALS	0	1,500	2,156	3,000	3,000	3,000
6004162 EDUCATION AND TRAINING	0	4,000	3,000	2,000	2,000	2,000
6004192 SOFTWARE MAINTENANCE	63,427	81,427	73,850	70,427	70,427	70,427
6004196 COPYING MACHINE RENTALS	1,231	3,000	2,401	3,000	3,000	3,000
0000040 Contractual Expenditures Totals	327,269	652,896	346,970	508,137	508,137	508,137
0000041 Chargeback Expenses						
6004602 INSURANCE PREMIUM CHARGEBACK	4,932	6,395	4,796	761	761	761
6004615 GASOLINE CHARGEBACK	228	450	225	175	175	175
6004616 FLEET SERVICE CHARGEBACK	1,890	2,231	2,231	2,231	2,231	2,231
0000041 Chargeback Expenses Totals	7,050	9,076	7,252	3,167	3,167	3,167
0000060 Principal on Indebtedness						
6006008 PRINCIPAL ON CAPITAL LEASE	1,117	0	0	0	0	0
0000060 Principal on Indebtedness Totals	1,117	0	0	0	0	0
0000070 Interest on Indebtedness						
6007005 INTEREST ON CAPITAL LEASE	395	0	0	0	0	0
0000070 Interest on Indebtedness Totals	395	0	0	0	0	0
0000080 Employee Benefits						
6008001 STATE RETIREMENT	57,679	66,046	49,871	74,381	69,908	69,908
6008002 SOCIAL SECURITY	28,686	32,662	24,921	33,124	30,120	30,120
6008004 WORKERS COMPENSATION	9,566	5,072	2,536	7,155	7,155	7,155
6008006 LIFE INSURANCE	119	120	114	180	180	180

BROOME COUNTY GOVERNMENT
 REVENUE AND APPROPRIATION SUMMARY BY DEPARTMENT

FUND: 1010 General Operating
 DEPT: 07000000 Elections

Account	2013 Actuals	2014 Budget	2014 YTD Actuals As of 10/13/14	2015 Budget Requested	2015 Budget Recommended	2015 Budget Adopted
6008007 HEALTH INSURANCE	40,686	48,117	25,359	59,498	53,021	53,021
6008009 RETIREE HEALTH INSURANCE	39,510	43,211	28,808	40,196	40,196	40,196
6008010 DISABILITY INSURANCE	407	312	116	468	312	312
0000080 Employee Benefits Totals	176,653	195,540	131,725	215,002	200,892	200,892
Exp Totals for Dept: 07000000	917,669	1,310,356	819,513	1,292,480	1,239,092	1,239,092
Total for Dept: 07000000	-522,464	-798,887	-305,661	-917,749	-810,977	-810,977

OFFICE OF MANAGEMENT & BUDGET



OFFICE OF MANAGEMENT AND BUDGET

MISSION STATEMENT

The Office of Management and Budget (OMB) was established by Local Law 9 of 2010 amending Article V of the Broome County Charter. The previous Departments of Finance and Budget & Research were combined to form this office in 2011. The Director of the Office of Management and Budget is Chief Fiscal Officer of the County. The accurate and complete accounting and reporting of County financial operations in conformance with current governmental Generally Accepted Accounting Principles (GAAP) is a core departmental function. The Director of Office of Management and Budget as County Treasurer, receives County funds and invests idle cash to maximize return. The department prepares and manages the County's operating, capital, and grant budgets, and coordinates the biweekly employee payroll process and prepares necessary state and federal tax and employment information filings. Tax receivable account maintenance is a notable core responsibility.

DESCRIPTION

Two deputies serve under the Director of Office of Management and Budget: Deputy Director-Accounting and Deputy Director-Budget.

The **Deputy Director-Accounting** oversees the following:

Town and County real property tax warrants and bills are prepared annually. Information used in their preparation is gathered from various sources. Legislative resolutions are drafted and submitted for approval to the Broome County Legislature.

Certain agreements between local businesses and the Broome County Industrial Development Agency require Payments in Lieu of Taxes (PILOT) by the businesses. The County also bills for and collects city payments in lieu of taxes. The Office of Management and Budget computes the charge based on these agreements and prepares billings.

Town tax collectors' warrants expire in April and school and village warrants expire in November. Upon expiration of the warrants, the County becomes the receiver of taxes. Amounts of unpaid school and village taxes are returned annually to the County. These amounts are remitted to the school districts and villages the following April.

OMB also receives and records state and federal reimbursement for grant-in-aid and capital programs, departmental income transmittals, sales tax transmittals, mortgage tax transmittals, and proceeds from the issuance of debt.

Sales tax is received from New York State and distributed to local municipalities quarterly. Mortgage tax is received from the Office of the County Clerk and distributed to local municipalities semi-annually. Mortgage tax reports are completed and filed with New York State.

OMB maintains County bank accounts using a pooled cash approach to cash management. Certain accounts are legally required to be segregated. The amount of cash which is not invested is minimized. Earnings are maximized within legally restricted investment alternatives.

OMB maintains the County accounting ledger and prepares the County's financial reports. The Comprehensive Annual Financial Report (CAFR) and the Annual Update Document (AUD) required by the State Comptroller are prepared in accordance with Generally Accepted Accounting Principles. The department works extensively with external auditors and prepares revised reports as necessary.

Occupancy tax forms are mailed quarterly pursuant to Local Tax Law. Receipts are made with delinquencies pursued with the assistance of the County Attorney's Office.

Sales tax forms for taxes collected by the County are prepared monthly and uploaded via New York State Department of Taxation and Finance website.

The department coordinates the County's payroll function. This includes various reconciliations and software maintenance. Quarterly and annual payroll reports, including W-2s, are prepared and filed with New York State, the Internal Revenue Services and the Social Security Administration.

The department is responsible for the management of all County fixed assets, excluding Willow Point Nursing Home.

The Director is also the Secretary/Treasurer of the Broome Tobacco Asset Corporation, maintaining the financial records and preparing the Corporation's financial reports.

The **Deputy Director-Budget** oversees the following:

In conjunction with the Director of OMB, this individual prepares and controls the County's operating, capital, and grant budgets. Enforcing strict spending guidelines County departments, and closely monitoring capital projects to ensure timely completion is a responsibility of this position.

The Deputy Director works with the Director of OMB to recommend and assist the County Executive with the preparation and control of the County budgets for operations, grants, and capital programs as well as the community college.

Debt is issued by OMB based on cash needs for County capital programs. An Offering Statement is prepared and distributed to capital markets to obtain the best interest rate. Computations to determine arbitrage earnings are performed and mandatory filings are completed and submitted to the federal government.

While many revenue accounts presented in the department's budget require varying levels of administrative responsibilities, only administrative fees and finance fees directly underwrite the department's activities.

2015 OBJECTIVES

- Preparation of the County's Comprehensive Annual Financial Report, federally required Single Audit report, state required DOT Single Audit Report, and Landfill Financial Assurance Plan
- Preparation of the annual State Comptroller financial report
- Maintenance of the financial records and reports of the Broome Tobacco Asset Securitization Corporation
- Continued training and cross-training of financial personnel both internal and external to the OMB department
- Continued review and documentation of processes
- Issuance of debt as necessary, emphasis on capital project management
- Maximizing earnings on County funds
- Upgrade the County's financial system to meet the County financial information reporting needs
- Continue to push for improved efficiencies in all departments to improve performance and reduce expenses

2015 BUDGET HIGHLIGHTS

- Continue to strive toward being the County's financial center of competency and a resource to all County departments and/or offices.

45010001

OFFICE OF MANAGEMENT & BUDGET

<u>Title of Position</u>	<u>Grade/Unit</u>	<u>2013 Actuals</u>	<u>As of 7/7/14 Current Authorized</u>	<u>2015 Requested</u>	<u>2015 Recommended</u>	<u>2015 Adopted</u>
<u>FULL TIME</u>						
Director of the Office of Management and Budget	K Admin	1	1	1	1	1
Deputy Director of OMB - Accounting	G Admin	1	1	1	1	1
Deputy Director of OMB - Budget	F Admin	1	1	1	1	1
Treasury Manager (40)	23 BAPA	1	1	1	1	1
Senior Financial Analyst (40)	21 BAPA	1	1	1	1	1
Treasury Associate (40)	19 BAPA	1	1	1	1	1
Payroll Supervisor (40)	19 CSEA	1	1	1	1	1
Financial Analyst (40)	19 CSEA	3	3	3	3	3
Treasury Clerk (40)	14 CSEA	3	3	3	3	3
Principal Account Clerk (40)	13 CSEA	<u>1</u>	<u>1</u>	<u>1</u>	<u>1</u>	<u>1</u>
Total Full-Time Positions		14	14	14	14	14
<u>PART TIME</u>						
Total Part-Time Positions		0	0	0	0	0
TOTAL POSITIONS		14	14	14	14	14

REPORT:BP032

BROOME COUNTY GOVERNMENT
REVENUE AND APPROPRIATION SUMMARY BY DEPARTMENT

FUND: 1010 General Operating

DEPT: 45000000 Office of Management & Budget

Account	2013 Actuals	2014 Budget	2014 YTD Actuals As of 10/13/14	2015 Budget Requested	2015 Budget Recommended	2015 Budget Adopted
0000001 Tax Items						
5000001 REAL PROPERTY TAXES	71,380,222	68,410,223	68,342,349	70,133,114	70,133,114	70,133,114
5000002 GAIN FROM SALE-TAX ACQ PROPERT	-806	0	0	0	0	0
5000003 PAYMENT IN LIEU OF TAXES	814,789	780,000	701,336	745,000	745,000	745,000
5000004 INTEREST & PENAL-REAL PROP TAX	4,145,832	3,600,000	4,003,170	3,800,000	3,800,000	3,800,000
5000010 SALES AND USE TAX	121,303,990	84,228,566	51,033,335	77,913,364	77,913,364	77,913,364
0000001 Tax Items Total	197,644,027	157,018,789	124,080,190	152,591,478	152,591,478	152,591,478
0000002 Departmental Income						
5000101 PUBLIC ADMINISTRATOR FEES	5,669	10,000	764	10,000	10,000	10,000
5000102 COMMISSIONER OF FINANCE	153,130	80,000	60,700	80,000	80,000	80,000
5000188 COMMUNITY COLLEGE CAPITAL COST	408,954	400,000	293,993	450,000	450,000	450,000
5000327 FINANCE DEPT CHARGEBACKS	1,439	0	0	0	0	0
5000426 MISCELLANEOUS	-51,282	0	-1,025	0	0	0
5000430 CASH/OVER SHORT	4	0	-270	0	0	0
5000441 TAX COLLECTION FEES	63	0	0	0	0	0
0000002 Departmental Income Total	517,977	490,000	354,162	540,000	540,000	540,000
0000003 Use of Money						
5000451 INTEREST AND EARNINGS	56,369	80,000	15,890	30,000	30,000	30,000
0000003 Use of Money Total	56,369	80,000	15,890	30,000	30,000	30,000
0000005 Fines and Forfeitures						
5000490 FINES & FORFEITED BAIL	102,041	0	4,851	0	0	0
5000493 HANDICAPPED PARKING SURCHARGE	5,620	0	0	0	0	0
0000005 Fines and Forfeitures Total	107,661	0	4,851	0	0	0
0000007 Misc Interfund Revenues						
5000530 REFUNDS OF PRIOR YEARS EXPENDI	57,489	0	56,036	0	0	0
5000550 OTB - DISTRIBUTED EARNINGS	124,311	150,000	80,396	110,000	110,000	110,000
5000569 TRANSFER - DEBT SERVICE FUND	0	0	854,707	0	0	0
0000007 Misc Interfund Revenues Total	181,800	150,000	991,139	110,000	110,000	110,000

BROOME COUNTY GOVERNMENT
REVENUE AND APPROPRIATION SUMMARY BY DEPARTMENT

FUND: 1010 General Operating
DEPT: 45000000 Office of Management & Budget

Account	2013 Actuals	2014 Budget	2014 YTD Actuals As of 10/13/14	2015 Budget Requested	2015 Budget Recommended	2015 Budget Adopted
Rev Totals for Dept: 45000000	198,507,834	157,738,789	125,446,232	153,271,478	153,271,478	153,271,478
0000010 Personal Service						
6001000 SALARIES FULL-TIME	760,759	797,470	563,710	798,602	798,602	798,602
6001002 SALARIES TEMPORARY	6,060	0	0	0	0	0
0000010 Personal Service Totals	766,819	797,470	563,710	798,602	798,602	798,602
0000040 Contractual Expenditures						
6004010 BOOKS AND SUBSCRIPTIONS	984	1,000	0	1,000	1,000	1,000
6004012 OFFICE SUPPLIES	3,083	3,500	3,484	3,500	3,500	3,500
6004056 COMPUTER EQUIPMENT(NON CAPITAL)	1,049	6,346	6,346	0	0	0
6004100 POSTAGE AND FREIGHT	92	100	63	100	100	100
6004105 DUES AND MEMBERSHIPS	710	800	720	800	800	800
6004106 GENERAL OFFICE EXPENSES	310	500	523	950	950	950
6004146 SUBCONTRACTED PROGRAM EXPENSE	0	0	504	0	0	0
6004161 TRAVEL HOTEL AND MEALS	557	0	0	0	0	0
6004192 SOFTWARE MAINTENANCE	0	9,000	0	9,000	9,000	9,000
6004196 COPYING MACHINE RENTALS	1,130	2,600	1,983	2,600	2,600	2,600
6004538 LEGAL CHARGES AND FEES	-20	300	0	300	300	300
6004572 ENGINEERING AND ARCHITECTURAL	0	0	697	0	0	0
6004591 CASH SHORT AND OVER	50	0	0	0	0	0
6004598 SALES TAX DISTRIBUTION	41,131,457	0	0	0	0	0
0000040 Contractual Expenditures Totals	41,139,402	24,146	14,320	18,250	18,250	18,250
0000041 Chargeback Expenses						
6004602 INSURANCE PREMIUM CHARGEBACK	595	791	593	437	437	437
0000041 Chargeback Expenses Totals	595	791	593	437	437	437
0000060 Principal on Indebtedness						
6006008 PRINCIPAL ON CAPITAL LEASE	1,280	0	0	0	0	0
0000060 Principal on Indebtedness Totals	1,280	0	0	0	0	0

REPORT:BP032

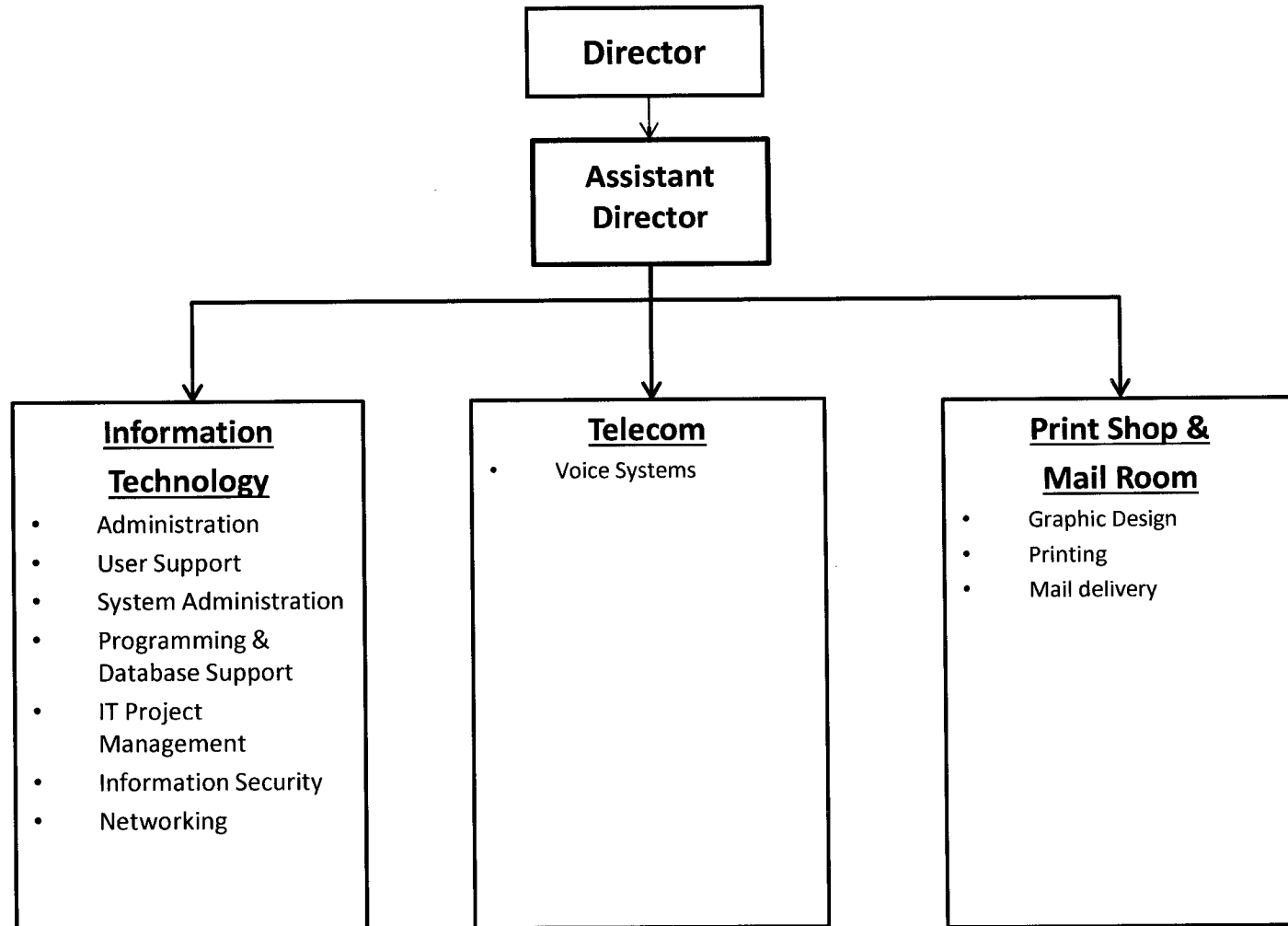
BROOME COUNTY GOVERNMENT
REVENUE AND APPROPRIATION SUMMARY BY DEPARTMENT

FUND: 1010 General Operating

DEPT: 45000000 Office of Management & Budget

Account	2013 Actuals	2014 Budget	2014 YTD Actuals As of 10/13/14	2015 Budget Requested	2015 Budget Recommended	2015 Budget Adopted
0000070 Interest on Indebtedness						
6007005 INTEREST ON CAPITAL LEASE	232	0	0	0	0	0
0000070 Interest on Indebtedness Totals	232	0	0	0	0	0
0000080 Employee Benefits						
6008001 STATE RETIREMENT	145,897	177,609	115,416	150,636	150,636	150,636
6008002 SOCIAL SECURITY	56,526	61,008	41,035	61,093	61,093	61,093
6008004 WORKERS COMPENSATION	4,898	3,680	1,840	3,961	3,961	3,961
6008006 LIFE INSURANCE	201	210	149	210	210	210
6008007 HEALTH INSURANCE	100,099	106,017	82,335	126,638	126,638	126,638
6008009 RETIREE HEALTH INSURANCE	23,917	24,693	16,462	26,494	26,494	26,494
6008010 DISABILITY INSURANCE	845	624	399	624	624	624
6008011 UNEMPLOYMENT INSURANCE	4,050	0	4,860	0	0	0
0000080 Employee Benefits Totals	336,433	373,841	262,496	369,656	369,656	369,656
0000090 Transfers						
6009012 TRANSFER TO DEBT SERVICE FUND	2,476,674	0	0	0	0	0
0000090 Transfers Totals	2,476,674	0	0	0	0	0
Exp Totals for Dept: 45000000	44,721,435	1,196,248	841,119	1,186,945	1,186,945	1,186,945
Total for Dept: 45000000	153,786,399	156,542,541	124,605,113	152,084,533	152,084,533	152,084,533

INFORMATION TECHNOLOGY



INFORMATION TECHNOLOGY DIVISION

MISSION STATEMENT

Our mission is to deliver Information Technology, Printing, Graphic, and Mail Services to all County departments designated agencies and various non-profit organizations in a cost-effective, efficient, and professional manner. We strive to build and maintain a secure, reliable, highly available, efficient and flexible infrastructure.

DESCRIPTION

The Division of Information Technology is comprised of two main sections: Information Services (Data, Voice and Video Services) and Communications Services (printing, graphics and mail services areas).

Information Services:

The Computer Center is comprised of five groups: Administration, Operations & Customer Support, Systems Support, Network Support and Programming.

Administration provides overall direction, general administrative, budget related processes, and clerical support for the entire division.

Customer Support staff provides support during regular business hours for all systems and are on-call 24 by 7 supporting critical safety systems.

System Support & Network Support staff supports all computer, voice & video systems, networks, and equipment county-wide. Resolves problems, maintains existing equipment and installs new servers, appliances, network storage, voice systems, etc. They prepare specifications for all computer equipment and software,

orders-receives-tests-installs new computers, servers, routers, switches, firewalls, web filters, etc. The staff also plans all enhancements in equipment, networks, and programs, as well as assists the Programming staff with related matters. They also maintain all data communication lines and wireless data connections between county facilities and many municipalities and non-profit groups. Including, but not limited to hosting and supporting public safety systems used by over 105 other counties, towns and municipalities across the state.

The **Programming** staff supports and maintains HR, Payroll and Financial systems as well as any custom programming and develops new custom computer programs, performs problem resolutions, conducts feasibility studies, researches new solutions and software packages, and develops user documentation and training materials for new programs.

Communication Services:

This division is responsible for providing services such as graphic design, offset and digital printing, color and black/white photocopying, and mail services to all County departments, designated agencies, non-profit organizations, schools, and local governments.

Telecommunication Services:

This division is responsible for the design, development, implementation and maintenance of Broome County's voice, video, webex and unified communication systems. Administers and manages the associated contracts, vendors, internal and external billing, as well as end-user education and training.

With the introduction of Voice over IP, there is a convergence of the Telecommunication and Data Communication networks. IT Administration is combining these two areas into one with a common knowledge base in an effort to support both areas more efficiently.

INFORMATION SERVICES

2015 OBJECTIVES

Provide a modern technology infrastructure that is secure, sustainable, highly available and resilient by replacing old silo technology with enterprise level solutions that can be shared among county departments and offer that same infrastructure to local towns and villages where possible as shared services.

Evaluate existing systems and standardize on as few platforms as is possible.

Virtualize servers and desktops wherever possible as a means of providing flexibility and reduced costs by sharing resources.

Continue to update the county network to provide the resiliency and bandwidth needed for the continually expanding data needs in a secure and responsible fashion.

2015 BUDGET HIGHLIGHTS

Reduce expensive maintenance on older equipment by replacing aging hardware with new and more energy efficient models. Consolidate network appliances where possible to reduce the amount of equipment needing support.

Deploy technology solutions at an enterprise level to limit the number of similar systems needing support and deliver technology to all departments that will aid them in streamlining their everyday processes.

10020001

INFORMATION TECHNOLOGY

As of
7/7/2014

<u>Title of Position</u>	<u>Grade/Unit</u>	<u>2013 Actuals</u>	<u>Current Authorized</u>	<u>2015 Requested</u>	<u>2015 Recommended</u>	<u>2015 Adopted</u>
FULL TIME						
Director of Information Services	I Admin	1	1	1	1	1
Assistant Director of Information Technology	H Admin	1	1	1	1	1
Systems Analyst (40)	26 BAPA	1	0	0	0	0
Systems Programmer II (40)	26 BAPA	1	2	1	1	1
Systems Administrator (40)	26 BAPA	0	0	1	1	1
Data Base Analyst (40)	24 BAPA	1	1	1	1	1
Systems Programmer I (40)	23 BAPA	1	0	0	0	0
Computer Programmer Analyst (40)	23 BAPA	3	3	3	3	3
Computer User Services Coordinator (40)	23 BAPA	1	1	0	0	0
Project Coordinator (40)	23 BAPA	0	0	1	1	1
Computer Technician Coordinator	20 BAPA	0	1	1	1	1
Information Security Analyst (40)	22 BAPA	1	1	1	1	1
Network Specialist (40)	22 BAPA	2	3	3	3	3
Computer Operations Supervisor (40)	20 BAPA	1	0	0	0	0
Senior Computer Hardware Technician (40)	18 CSEA	1	1	1	1	1
Data Communications Technician (40)	18 CSEA	1	1	1	1	1
Computer Hardware Tech (40) *	16 CSEA	4	4	4	4	4
Senior Computer Operator (40)	16 CSEA	2	2	2	2	2
Customer Support Representative (40)**	14 CESA	1	1	1	1	1
Secretary (40)	13 CSEA	1	1	1	1	1
Sr Account Clerk (40)	9 CSEA	1	1	1	1	1
Total Full-Time Positions		25	25	25	25	25
PART TIME						
Computer Operations Supervisor	20 BAPA	0	1	1	1	1
Total Part-Time Positions		0	1	1	1	1
TOTAL POSITIONS		25	26	26	26	26

* 2 Positions unfunded since 2014

**Unfunded since 2014

BROOME COUNTY GOVERNMENT
 REVENUE AND APPROPRIATION SUMMARY
 BY DEPARTMENT AND DIVISION

FUND: 1010 General Operating
 DEPT: 10000000 Information Technology
 DIV: 02 IT-Information Services

Account	2013 Actuals	2014 Budget	2014 YTD Actuals As of 10/13/14	2015 Budget Requested	2015 Budget Recommended	2015 Budget Adopted
0000002 Departmental Income						
5000305 DATA PROCESSING SERVICES	1,442,280	1,644,093	808,826	1,780,991	1,780,991	1,780,991
5000333 OTHER DEPARTMENTAL CHARGEBACK	10,364	0	0	0	0	0
5000426 MISCELLANEOUS	7,193	6,943	10,271	9,962	9,962	9,962
0000002 Departmental Income Totals	1,459,837	1,651,036	819,097	1,790,953	1,790,953	1,790,953
0000007 Misc Interfund Revenues						
5000534 TRANSFER FROM INSURANCE RESERV	0	185	373	0	0	0
5000545 CREDIT CARD REBATES	150	0	0	0	0	0
0000007 Misc Interfund Revenues Totals	150	185	373	0	0	0
0000008 State Aid						
5000808 OTHER STATE AID	5,200	0	0	0	0	0
0000008 State Aid Totals	5,200	0	0	0	0	0
Rev Total for Div: 1002	1,465,187	1,651,221	819,470	1,790,953	1,790,953	1,790,953
0000010 Personal Service						
6001000 SALARIES FULL-TIME	1,301,857	1,385,885	1,007,841	1,388,481	1,388,481	1,388,481
6001001 SALARIES PART-TIME	0	32,668	22,959	32,668	32,668	32,668
6001002 SALARIES TEMPORARY	85,923	8,500	6,947	8,500	8,500	8,500
6001003 SALARIES OVERTIME	190	0	124	0	0	0
6001008 STAND-BY PAY	7,300	7,450	5,420	7,450	7,450	7,450
0000010 Personal Service Totals	1,395,270	1,434,503	1,043,291	1,437,099	1,437,099	1,437,099
0000020 Equipment and Capital Outlay						
6002503 COMPUTER EQUIPMENT	30,389	121,955	65,711	50,000	50,000	50,000
0000020 Equipment and Capital Outlay Totals	30,389	121,955	65,711	50,000	50,000	50,000

REPORT:BP033

BROOME COUNTY GOVERNMENT
REVENUE AND APPROPRIATION SUMMARY
BY DEPARTMENT AND DIVISION

FUND: 1010 General Operating
DEPT: 10000000 Information Technology
DIV: 02 IT-Information Services

Account	2013 Actuals	2014 Budget	2014 YTD Actuals As of 10/13/14	2015 Budget Requested	2015 Budget Recommended	2015 Budget Adopted
0000040 Contractual Expenditures						
6004010 BOOKS AND SUBSCRIPTIONS	0	1,000	27	1,000	1,000	1,000
6004012 OFFICE SUPPLIES	1,194	1,000	592	1,000	1,000	1,000
6004021 BLDG MAINTENANCE SUPPLIES	1,830	2,500	0	0	0	0
6004048 MISC OPERATIONAL SUPPLIES	11,301	9,260	16,436	11,800	11,800	11,800
6004055 COMPUTER SOFTWARE AND SUPPLIES	376,506	349,787	325,888	367,485	367,485	367,485
6004056 COMPUTER EQUIPMENT(NON CAPITAL)	35,724	202,950	219,522	192,600	192,600	192,600
6004082 COMPUTER CENTER SUPPLIES	12,406	11,142	2,319	11,142	11,142	11,142
6004100 POSTAGE AND FREIGHT	3	800	13	800	800	800
6004102 TELEPHONE EQUIPMENT	0	0	59	0	0	0
6004105 DUES AND MEMBERSHIPS	50	50	50	50	50	50
6004137 ADVERTISING AND PROMOTION EXPE	285	900	19	900	900	900
6004138 OTHER OPERATIONAL EXPENSES	3,219	0	0	0	0	0
6004160 MILEAGE AND PARKING-LOCAL	45	800	0	800	800	800
6004161 TRAVEL HOTEL AND MEALS	359	1,000	515	1,000	1,000	1,000
6004162 EDUCATION AND TRAINING	6,017	8,200	1,874	17,900	17,900	17,900
6004168 OTHER PERSONAL EXPENSES	75	0	1,200	75	75	75
6004169 DAY TRIP MEAL REIMBURSEMENT	238	650	0	650	650	650
6004192 SOFTWARE MAINTENANCE	489,642	504,038	501,041	623,084	623,084	623,084
6004193 HARDWARE MAINTENANCE	60,385	140,103	110,534	200,475	200,475	200,475
6004195 HARDWARE RENTAL	0	294,174	267,613	41,780	41,780	41,780
6004196 COPYING MACHINE RENTALS	1,662	1,672	1,247	1,672	1,672	1,672
6004200 PROPERTY LOSS	0	185	373	0	0	0
6004505 CONTRACTED DATA PROCESSING SER	22,532	24,069	24,906	37,708	37,708	37,708
6004573 OTHER FEES FOR SERVICES	20,155	104,000	41,273	104,000	104,000	104,000
0000040 Contractual Expenditures Totals	1,043,628	1,658,280	1,515,501	1,615,921	1,615,921	1,615,921
0000041 Chargeback Expenses						
6004602 INSURANCE PREMIUM CHARGEBACK	2,101	1,331	998	1,216	1,216	1,216
6004615 GASOLINE CHARGEBACK	1,056	3,015	1,798	2,814	2,814	2,814
6004616 FLEET SERVICE CHARGEBACK	3,561	4,462	4,462	4,484	4,484	4,484
0000041 Chargeback Expenses Totals	6,718	8,808	7,258	8,514	8,514	8,514
0000060 Principal on Indebtedness						
6006008 PRINCIPAL ON CAPITAL LEASE	325,013	0	0	0	0	0
0000060 Principal on Indebtedness Totals	325,013	0	0	0	0	0

BROOME COUNTY GOVERNMENT
 REVENUE AND APPROPRIATION SUMMARY
 BY DEPARTMENT AND DIVISION

FUND: 1010 General Operating
 DEPT: 10000000 Information Technology
 DIV: 02 IT-Information Services

Account	2013 Actuals	2014 Budget	2014 YTD Actuals As of 10/13/14	2015 Budget Requested	2015 Budget Recommended	2015 Budget Adopted
0000070 Interest on Indebtedness						
6007005 INTEREST ON CAPITAL LEASE	11,592	0	0	0	0	0
0000070 Interest on Indebtedness Totals	11,592	0	0	0	0	0
0000080 Employee Benefits						
6008001 STATE RETIREMENT	255,846	288,918	191,638	241,961	241,961	241,961
6008002 SOCIAL SECURITY	102,511	106,024	76,403	109,938	109,938	109,938
6008004 WORKERS COMPENSATION	8,663	10,925	5,463	11,177	11,177	11,177
6008006 LIFE INSURANCE	335	360	245	330	330	330
6008007 HEALTH INSURANCE	198,457	219,762	138,056	192,290	192,290	192,290
6008009 RETIREE HEALTH INSURANCE	125,360	156,345	108,284	147,870	147,870	147,870
6008010 DISABILITY INSURANCE	1,139	624	424	624	624	624
6008011 UNEMPLOYMENT INSURANCE	8,467	0	313	0	0	0
6008013 HEALTH INS - RETIRE INCENTIVE	3,724	0	0	0	0	0
0000080 Employee Benefits Totals	704,502	782,958	520,826	704,190	704,190	704,190
0000090 Transfers						
6009001 TRANSFER TO CAPITAL FUND	14,704	0	0	0	0	0
0000090 Transfers Totals	14,704	0	0	0	0	0
Exp Total for Div: 1002	3,531,816	4,006,504	3,152,587	3,815,724	3,815,724	3,815,724
Total for Div: 10000000	-2,066,629	-2,355,283	-2,333,117	-2,024,771	-2,024,771	-2,024,771

COMMUNICATION SERVICES

MISSION STATEMENT

To deliver printing, graphic and mail services to all county departments, and other designated agencies, in a cost saving, timely and professional manner, while using the latest technology set by the industry standards.

DESCRIPTION

The Communications Division consists of three main functions: design, printing and mail services. The design service uses a variety of software such as Indesign, Illustrator, Photoshop and FreeHand to create a variety of customer driven requests. The printing service consists of a full color copier, a high speed-high volume-black and white copier, three offset printing presses and a variety of bindery equipment, along with advanced printing software. The mail service offers pick-up and delivery, sorting and mail processing for all county departments, while using procedures to defray the cost of rising postage.

2015 OBJECTIVES

Continue to provide cost saving services to all county departments and organizations while maintaining the highest quality, along with a quick turnaround time, confidentiality and convenience, while keeping our operating costs down.

Continue to explore new revenue outlets in local government and non-profit organizations in Broome and surrounding Counties.

2015 BUDGET HIGHLIGHTS

The downward trend in mail pieces from county departments is continuing to govern the decrease in funds needed for the postage budget line. This downward trend can be associated to departments spending less through budget cuts and to the increase in electronic mail and advanced communication equipment in the county.

Replacing old printing technology with digital printing capability including a digital envelop printer. Moving toward the use of digital printing technology reduces the needs for printing chemicals while providing the highest quality print products.

10010001

INFORMATION TECHNOLOGY/Communication (Central) Services

<u>Title of Position</u>	<u>Grade/Unit</u>	<u>2013 Actuals</u>	<u>As of 7/7/14 Current Authorized</u>	<u>2015 Requested</u>	<u>2015 Recommended</u>	<u>2015 Adopted</u>
<u>FULL TIME</u>						
Graphic Technician (40)	20 CSEA	1	1	1	1	1
Senior Offset Duplicating Machine Operator (40)	12 CSEA	1	1	1	1	1
Offset Duplicating Machine Operator (40)	11 CSEA	1	1	1	1	1
Courier (40)	9 CSEA	<u>2</u>	<u>2</u>	<u>2</u>	<u>2</u>	<u>2</u>
Total Full-Time Positions		5	5	5	5	5
<u>PART TIME</u>						
Offset Duplicating Machine Operator	11 CSEA	1	1	1	1	1
Mail Clerk	6 CSEA	<u>1</u>	<u>0</u>	<u>0</u>	<u>0</u>	<u>0</u>
Total Part-Time Positions		2	1	1	1	1
TOTAL POSITIONS		7	6	6	6	6

REPORT:BP033

BROOME COUNTY GOVERNMENT
REVENUE AND APPROPRIATION SUMMARY
BY DEPARTMENT AND DIVISION

FUND: 1010 General Operating
DEPT: 10000000 Information Technology
DIV: 01 IT-Communication Services

Account	2013 Actuals	2014 Budget	2014 YTD Actuals As of 10/13/14	2015 Budget Requested	2015 Budget Recommended	2015 Budget Adopted
10000000 Information Technology						
0000002 Departmental Income						
5000189 OTHER LOCAL GOVERNMENTS	79,814	73,655	61,351	84,000	84,000	84,000
5000307 CENTRAL SERVICES CHARGES	215,188	221,250	126,945	205,390	205,390	205,390
5000317 PRINTING CHARGEBACKS	77,292	75,750	63,377	83,275	83,275	83,275
5000333 OTHER DEPARTMENTAL CHARGEBACK	4,163	5,510	4,136	7,087	7,087	7,087
5000426 MISCELLANEOUS	9,691	13,778	7,044	6,890	6,890	6,890
0000002 Departmental Income Totals	386,148	389,943	262,853	386,642	386,642	386,642
0000007 Misc Interfund Revenues						
5000530 REFUNDS OF PRIOR YEARS EXPENDI	146	0	0	0	0	0
0000007 Misc Interfund Revenues Totals	146	0	0	0	0	0
Rev Total for Div: 1001	386,294	389,943	262,853	386,642	386,642	386,642
0000010 Personal Service						
6001000 SALARIES FULL-TIME	220,654	227,316	161,534	216,548	216,548	216,548
6001001 SALARIES PART-TIME	31,586	15,275	11,127	15,275	15,275	15,275
6001002 SALARIES TEMPORARY	0	0	7,029	0	0	0
0000010 Personal Service Totals	252,240	242,591	179,690	231,823	231,823	231,823
0000040 Contractual Expenditures						
6004010 BOOKS AND SUBSCRIPTIONS	1,299	1,300	1,399	1,400	1,400	1,400
6004011 DUPLICATING AND PRINTING RM SU	8,058	10,000	4,939	10,000	10,000	10,000
6004012 OFFICE SUPPLIES	35,323	45,000	27,512	45,000	45,000	45,000
6004056 COMPUTER EQUIPMENT(NON CAPITAL	2,900	0	0	0	0	0
6004100 POSTAGE AND FREIGHT	423,474	455,500	348,283	448,000	448,000	448,000
6004106 GENERAL OFFICE EXPENSES	585	1,100	0	1,100	1,100	1,100
6004195 HARDWARE RENTAL	10,121	11,500	7,110	9,480	9,480	9,480
6004196 COPYING MACHINE RENTALS	22,506	51,000	40,953	62,900	62,900	62,900
0000040 Contractual Expenditures Totals	504,266	575,400	430,196	577,880	577,880	577,880

BROOME COUNTY GOVERNMENT
 REVENUE AND APPROPRIATION SUMMARY
 BY DEPARTMENT AND DIVISION

FUND: 1010 General Operating
 DEPT: 10000000 Information Technology
 DIV: 01 IT-Communication Services

Account	2013 Actuals	2014 Budget	2014 YTD Actuals As of 10/13/14	2015 Budget Requested	2015 Budget Recommended	2015 Budget Adopted
0000041 Chargeback Expenses						
6004602 INSURANCE PREMIUM CHARGEBACK	640	372	279	317	317	317
6004615 GASOLINE CHARGEBACK	2,464	1,485	760	1,386	1,386	1,386
6004616 FLEET SERVICE CHARGEBACK	1,780	2,231	2,231	2,209	2,209	2,209
0000041 Chargeback Expenses Totals	4,884	4,088	3,270	3,912	3,912	3,912
0000060 Principal on Indebtedness						
6006008 PRINCIPAL ON CAPITAL LEASE	25,336	0	0	0	0	0
0000060 Principal on Indebtedness Totals	25,336	0	0	0	0	0
0000070 Interest on Indebtedness						
6007005 INTEREST ON CAPITAL LEASE	2,144	0	0	0	0	0
0000070 Interest on Indebtedness Totals	2,144	0	0	0	0	0
0000080 Employee Benefits						
6008001 STATE RETIREMENT	43,803	51,624	35,013	46,104	46,104	46,104
6008002 SOCIAL SECURITY	18,373	18,559	13,061	17,735	17,735	17,735
6008004 WORKERS COMPENSATION	2,637	3,059	1,530	2,916	2,916	2,916
6008006 LIFE INSURANCE	90	75	55	75	75	75
6008007 HEALTH INSURANCE	43,237	52,060	31,258	43,649	43,649	43,649
6008009 RETIREE HEALTH INSURANCE	49,426	55,291	36,862	75,099	75,099	75,099
6008010 DISABILITY INSURANCE	767	390	284	390	390	390
6008013 HEALTH INS - RETIRE INCENTIVE	1,124	0	0	0	0	0
0000080 Employee Benefits Totals	159,457	181,058	118,063	185,968	185,968	185,968
Exp Total for Div: 1001	948,327	1,003,137	731,219	999,583	999,583	999,583
Total for Div: 10000000	-562,033	-613,194	-468,366	-612,941	-612,941	-612,941

TELECOMMUNICATIONS

MISSION STATEMENT

Provide all voice services and equipment at the lowest possible costs; utilizing state of the art technology to enable all Broome County Departments to communicate efficiently and cost-effectively.

DESCRIPTION

The Telecommunication Services Division is responsible for the design, development, implementation, and maintenance of Broome County's voice communication services.

Administers and manages the associated contracts, vendors, internal and external billing, as well as end-user education and training.

2015 OBJECTIVES

- Continue maintaining and developing an efficient, cost effective voice communications network.
- Successful completion of major on-going projects, as well as department/employee relocations.
- Reduce contractually obligated expenses while maintaining the quality of service our customers (administration & end-users) have come to depend on.
- Support Broome County and outside agencies for police mobile computing project; centralized police records, and police and emergency services dispatching.
- Complete Phase 3 of the Voice over Internet Protocol project with the final implementation at Aviation.

10030001

INFORMATION TECHNOLOGY/ Telecommunications

FULL TIME

<u>Title of Position</u>	<u>Grade/Unit</u>	<u>2013 Actuals</u>	<u>As of 7/7/14 Current Authorized</u>	<u>2015 Requested</u>	<u>2015 Recommended</u>	<u>2015 Adopted</u>
Telecommunications Manager	25 BAPA	1	1	1	1	1
Telecommunications Technician	20 CSEA	<u>1</u>	<u>1</u>	<u>1</u>	<u>1</u>	<u>1</u>
Total Full-Time Positions		2	2	2	2	2

PART TIME

Total Part-Time Positions		0	0	0	0	0
TOTAL POSITIONS		2	2	2	2	2

REPORT:BP033

BROOME COUNTY GOVERNMENT
REVENUE AND APPROPRIATION SUMMARY
BY DEPARTMENT AND DIVISION

FUND: 1010 General Operating
DEPT: 10000000 Information Technology
DIV: 03 IT-Telecommunications

Account	2013 Actuals	2014 Budget	2014 YTD Actuals As of 10/13/14	2015 Budget Requested	2015 Budget Recommended	2015 Budget Adopted
0000002 Departmental Income						
5000111 TELEPHONE CHGS - OUTSIDE USERS	6,330	33,025	9,040	31,757	31,757	31,757
5000315 TELEPHONE CHGS - COUNTY OWNED	269,701	246,745	126,402	365,607	365,607	365,607
5000333 OTHER DEPARTMENTAL CHARGEBACK	412	0	106	0	0	0
0000002 Departmental Income Totals	276,443	279,770	135,548	397,364	397,364	397,364
Rev Total for Div: 1003	276,443	279,770	135,548	397,364	397,364	397,364
0000010 Personal Service						
6001000 SALARIES FULL-TIME	126,828	131,472	90,973	130,363	130,363	130,363
6001003 SALARIES OVERTIME	412	500	106	500	500	500
0000010 Personal Service Totals	127,240	131,972	91,079	130,863	130,863	130,863
0000040 Contractual Expenditures						
6004010 BOOKS AND SUBSCRIPTIONS	0	198	0	198	198	198
6004012 OFFICE SUPPLIES	58	0	0	0	0	0
6004055 COMPUTER SOFTWARE AND SUPPLIES	6,770	36,000	0	36,000	36,000	36,000
6004100 POSTAGE AND FREIGHT	0	400	0	400	400	400
6004101 TELEPHONE	57,061	69,336	45,803	64,800	64,800	64,800
6004102 TELEPHONE EQUIPMENT	302,302	307,534	209,599	251,278	251,278	251,278
6004103 TELEPHONE LOCAL CALLS	13,101	22,000	7,219	10,000	10,000	10,000
6004104 TELEPHONE LONG DISTANCE	27,093	14,000	8,966	7,000	7,000	7,000
6004105 DUES AND MEMBERSHIPS	0	150	0	0	0	0
6004138 OTHER OPERATIONAL EXPENSES	18,335	23,230	5,737	22,720	22,720	22,720
6004162 EDUCATION AND TRAINING	0	9,500	0	0	0	0
6004195 HARDWARE RENTAL	1,463	224,415	224,881	96,084	96,084	96,084
0000040 Contractual Expenditures Totals	426,183	706,763	502,205	488,480	488,480	488,480
0000041 Chargeback Expenses						
6004602 INSURANCE PREMIUM CHARGEBACK	183	106	80	106	106	106
6004615 GASOLINE CHARGEBACK	1,184	1,500	597	1,155	1,155	1,155
6004616 FLEET SERVICE CHARGEBACK	3,561	4,462	4,462	4,462	4,462	4,462

BROOME COUNTY GOVERNMENT
 REVENUE AND APPROPRIATION SUMMARY
 BY DEPARTMENT AND DIVISION

FUND: 1010 General Operating
 DEPT: 10000000 Information Technology
 DIV: 03 IT-Telecommunications

Account	2013 Actuals	2014 Budget	2014 YTD Actuals As of 10/13/14	2015 Budget Requested	2015 Budget Recommended	2015 Budget Adopted
0000041 Chargeback Expenses Totals	4,928	6,068	5,139	5,723	5,723	5,723
0000060 Principal on Indebtedness						
6006008 PRINCIPAL ON CAPITAL LEASE	216,098	0	0	0	0	0
0000060 Principal on Indebtedness Totals	216,098	0	0	0	0	0
0000070 Interest on Indebtedness						
6007005 INTEREST ON CAPITAL LEASE	8,315	0	0	0	0	0
0000070 Interest on Indebtedness Totals	8,315	0	0	0	0	0
0000080 Employee Benefits						
6008001 STATE RETIREMENT	25,934	30,061	18,490	21,800	21,800	21,800
6008002 SOCIAL SECURITY	9,306	10,058	6,633	9,972	9,972	9,972
6008004 WORKERS COMPENSATION	753	874	437	972	972	972
6008006 LIFE INSURANCE	30	30	21	30	30	30
6008007 HEALTH INSURANCE	21,578	22,710	14,713	32,207	32,207	32,207
6008009 RETIREE HEALTH INSURANCE	12,298	18,519	1,270	0	0	0
6008010 DISABILITY INSURANCE	128	78	25	78	78	78
0000080 Employee Benefits Totals	70,027	82,330	41,589	65,059	65,059	65,059
Exp Total for Div: 1003	852,791	927,133	640,012	690,125	690,125	690,125
Total for Div: 10000000	-576,348	-647,363	-504,464	-292,761	-292,761	-292,761
Total for Dept: 10000000	-3,205,010	-3,615,840	-3,305,947	-2,930,473	-2,930,473	-2,930,473

LAW DEPARTMENT

COUNTY ATTORNEY

SERVICES PROVIDED BY MAIN LEGAL UNIT

- Litigation Involving Broome Co.
 - Defense
 - Prosecution
- General Counsel to County Executive, Departments, Legislature, Boards and Agencies
- Resolutions
- Interpretation & Opinions
- Contracts & Negotiations
- Legal Drafting
- Liability Assessment
- Program Assessment & Planning
- Liaison Services
- Internal/External Problem Solving
- Prosecute Juvenile Delinquents and Persons in Need of Supervision (PINS)

SERVICES PROVIDED BY DSS LEGAL UNIT

- Prosecute Child Abuse & Neglect Petitions
- Adult Protective Services
- Recovery & Assistance
- Prosecute Termination of Parental Rights Petitions
- DSS Contracts
- DSS Litigation
- General Counsel to DSS
- Welfare Fraud Investigation
- Dependent Support Enforcement
- Present Paternity Petitions

SUPPORT PROVIDED TO RISK MANAGEMENT

- Supervision
- General Counsel
- Case Reviews
- Risk Assessment & Coordination

RISK MANAGEMENT

- Risk Assessment & Prevention
- Counsel
- Investigation
- Case Reviews
- Health Insurance & Compensation Claims Administration
- Claims Fraud Prevention

SUPPORT PROVIDED TO CORONER

- Legal Counsel
- Budget & Financial Management

SUPPORT PROVIDED TO JUSTICE & CONSTABLES

- Financial Management

____ Legal Services provided to Departments of the County by the Main Legal Unit and DSS Legal Unit under the Supervision and Control of the County Attorney

..... Support Services Provided by the County Attorney Directly

=== Services provided by Risk Management to all County Departments

LAW

County Attorney

MISSION STATEMENT

To legally protect and indemnify all Broome County Government in its deliberations and actions by providing effective legal representation and advice for the entire County, including the County Executive, the Legislature, all County departments and various boards.

DESCRIPTION

- Draft resolutions, local laws, contracts, and other documents at the request of all Broome County departments, boards, officers and employees.
- Defend the County of Broome, its officers and employees in all civil actions commenced against them in all local, state, and federal courts and to initiate litigation on behalf of the County to recover money and property due the County.
- Assist County departments in resolving disputes with outside vendors, contractors, and landlords to avoid litigation when possible.
- Represent and advise the Broome County Legislature, The Board of Acquisition and Contract, the Public Library, Broome Community College, the Arena Board and other County legislative and advisory boards.
- Prosecute in the name of the County and in the name of the state, children who either break the law or are in need of supervision.
- Prosecute health code violations and illegal dumping cases.
- Represent the County in all administrative hearings and reviews at the local, state, and federal level.
- Represent the Director of Office of Management and Budget in their capacity as Public Administrator of decedent's estates.
- Provide formal and informal legal advice to all departments, etc.
- Assist the Department of Risk and Insurance in mitigating legal risks faced by the County.

2015 OBJECTIVES

- Continue our policy of vigorously defending the County and settling litigation only when it is clearly indicated to be in the best interest of the County to do so.
- Assist County Administration and Legislature in County's economic development initiatives.
- Assist County Administration and Legislature in shared services and consolidation initiatives.
- Assist County Administration and Legislature in reviewing and revising, when necessary, the Broome County Charter.
- Assist Department of Social Services, Probation and Youth Bureau in managing placement and other services for minors in our community.

11010001

LAW (County Attorney)

<u>Title of Position</u>	<u>Grade/Unit</u>	<u>2013 Actuals</u>	<u>As of 7/7/2014 Current Authorized</u>	<u>2015 Requested</u>	<u>2015 Recommended</u>	<u>2015 Adopted</u>
<u>FULL TIME</u>						
County Attorney	AT-6	1	1	1	1	1
Chief Assistant County Attorney	AT-4	1	1	1	1	1
Senior Assistant County Attorney	AT-3	1	1	1	1	1
Assistant County Attorney II	AT-2	2	2	2	2	2
Assistant County Attorney	AT-1	1	1	1	1	1
Office Manager	16 Admin	1	1	1	1	1
Paralegal	15 Admin	1	1	1	1	1
Secretary	14 Admin	<u>2</u>	<u>2</u>	<u>2</u>	<u>2</u>	<u>2</u>
Total Full-Time Positions		10	10	10	10	10
<u>PART TIME</u>						
Total Part-Time Positions		0	0	0	0	0
TOTAL POSITIONS		10	10	10	10	10

BROOME COUNTY GOVERNMENT
 REVENUE AND APPROPRIATION SUMMARY
 BY DEPARTMENT AND DIVISION

FUND: 1010 General Operating
 DEPT: 11000000 Law
 DIV: 01 Law

Account	2013 Actuals	2014 Budget	2014 YTD Actuals As of 10/13/14	2015 Budget Requested	2015 Budget Recommended	2015 Budget Adopted
11000000 Law						
0000002 Departmental Income						
5000310 COUNTY ATTORNEY FEES & CHARGES	157,658	310,275	69,469	307,825	307,825	307,825
5000428 OTHER CHARGES	403	0	8,354	7,400	7,400	7,400
0000002 Departmental Income Totals	158,061	310,275	77,823	315,225	315,225	315,225
Rev Total for Div: 1101	158,061	310,275	77,823	315,225	315,225	315,225
0000010 Personal Service						
6001000 SALARIES FULL-TIME	615,378	600,778	419,539	622,274	622,274	622,274
0000010 Personal Service Totals	615,378	600,778	419,539	622,274	622,274	622,274
0000040 Contractual Expenditures						
6004010 BOOKS AND SUBSCRIPTIONS	15,087	15,500	11,498	12,000	12,000	12,000
6004012 OFFICE SUPPLIES	3,819	5,500	1,280	4,000	4,000	4,000
6004055 COMPUTER SOFTWARE AND SUPPLIES	0	200	0	100	100	100
6004056 COMPUTER EQUIPMENT(NON CAPITAL)	0	1,400	0	700	700	700
6004100 POSTAGE AND FREIGHT	241	500	459	360	360	360
6004105 DUES AND MEMBERSHIPS	2,366	3,000	230	2,400	2,400	2,400
6004106 GENERAL OFFICE EXPENSES	178	400	389	375	375	375
6004160 MILEAGE AND PARKING-LOCAL	0	100	0	50	50	50
6004161 TRAVEL HOTEL AND MEALS	1,236	3,250	540	2,000	2,000	2,000
6004162 EDUCATION AND TRAINING	1,176	3,500	640	3,000	3,000	3,000
6004168 OTHER PERSONAL EXPENSES	120	150	120	150	150	150
6004196 COPYING MACHINE RENTALS	1,080	2,750	2,040	2,700	2,700	2,700
6004505 CONTRACTED DATA PROCESSING SER	14,954	15,570	10,382	15,800	15,800	15,800
6004534 JUROR FEES AND COURT EXPENSES	1,708	2,500	1,467	2,500	2,500	2,500
6004537 INVESTIGATIONS EXPENSES	891	2,000	161	2,000	2,000	2,000
6004538 LEGAL CHARGES AND FEES	38,446	30,161	28,827	21,000	21,000	21,000
6004541 STENOGRAPHIC SERVICES	6,277	10,000	2,586	8,000	8,000	8,000
0000040 Contractual Expenditures Totals	87,579	96,481	60,619	77,135	77,135	77,135
0000041 Chargeback Expenses						
6004602 INSURANCE PREMIUM CHARGEBACK	267	223	223	225	225	225

REPORT:BP033

BROOME COUNTY GOVERNMENT
REVENUE AND APPROPRIATION SUMMARY
BY DEPARTMENT AND DIVISION

FUND: 1010 General Operating
DEPT: 11000000 Law
DIV: 01 Law

Account	2013 Actuals	2014 Budget	2014 YTD Actuals As of 10/13/14	2015 Budget Requested	2015 Budget Recommended	2015 Budget Adopted
0000041 Chargeback Expenses Totals	267	223	223	225	225	225
0000060 Principal on Indebtedness						
6006008 PRINCIPAL ON CAPITAL LEASE	1,426	0	0	0	0	0
0000060 Principal on Indebtedness Totals	1,426	0	0	0	0	0
0000070 Interest on Indebtedness						
6007005 INTEREST ON CAPITAL LEASE	146	0	0	0	0	0
0000070 Interest on Indebtedness Totals	146	0	0	0	0	0
0000080 Employee Benefits						
6008001 STATE RETIREMENT	111,728	137,578	82,401	109,700	109,700	109,700
6008002 SOCIAL SECURITY	43,869	45,960	29,622	47,604	47,604	47,604
6008004 WORKERS COMPENSATION	4,207	3,531	1,766	3,384	3,384	3,384
6008006 LIFE INSURANCE	151	150	105	150	150	150
6008007 HEALTH INSURANCE	136,725	145,233	110,559	158,528	158,528	158,528
6008009 RETIREE HEALTH INSURANCE	78,831	88,823	70,190	100,952	100,952	100,952
6008013 HEALTH INS - RETIRE INCENTIVE	3,034	0	0	0	0	0
0000080 Employee Benefits Totals	378,545	421,275	294,643	420,318	420,318	420,318
Exp Total for Div: 1101	1,083,341	1,118,757	775,024	1,119,952	1,119,952	1,119,952
Total for Div: 11000000	-925,280	-808,482	-697,201	-804,727	-804,727	-804,727

LAW

DSS Legal Unit

MISSION STATEMENT

Provide exemplary legal representation and counsel, to effectively support the many programs administered by Broome County's Department of Social Services.

DESCRIPTION

The function of the Legal Unit is to represent the Department of Social Services effectively in court and administrative hearings, and to advise and furnish legal services in support of the Department's many programs.

In representing the Department's Child Welfare and Child Support Programs, the Legal Unit is the single highest volume user of Broome County Family Court. For 2013, Legal Unit Family Court appearances totaled 5,825.

The Legal Unit is the legal safeguard for Broome County's abused & neglected children. Complex Family Court cases involving child abuse, child neglect, and foster children accounted for 2,240 attorney appearances.

Revenue producing cases seeking reimbursement for public assistance and Medicaid expenditures accounted for 3,763 court appearances. Legal Unit attorneys also appear in significant appellate and other litigation, particularly litigation involving the Department's Medical Assistance and Protective Services for Adults Programs, as well as cases involving permanence for foster children. Each of these cases involves extensive preparation and court time.

The Legal Unit has also successfully taken the lead in Broome County's participation in New York State's Medicaid Provider Fraud

Demonstration Project. Over 25 audits of local area providers involving over \$50 million in Medicaid claims have been audited. From 2010 through 2012 over \$970,000 in recoveries were obtained through the Legal Unit's Medicaid compliance activities.

Despite budget cuts which reduced staffing, reorganizations, and turnover of DSS administrative and line staff, and state and federal legislative changes that make recoveries of Medicaid expenditures more difficult, in addition to its successful Medicaid provider audit activities, the Legal Unit continues to be extremely revenue positive. Non-child support collections involving personal injury, property, mortgage, and estate claims for 2013 totaled \$818,380. Annually for 2015, Legal Unit non-child support collections are projected to exceed \$1 million. For 2014, child support collections representing recoveries of Public Assistance expenditures are projected to total an additional \$2,600,000. Overall, Legal Unit 2014 collections are anticipated to total over \$3.9 million.

In addition to actual monetary collections to reimburse cash welfare and Medicaid programs, the Legal Unit continued to obtain significant Medicaid cost savings through securing Court Orders requiring private health insurance to pay for health care, prior to Medicaid funds being expended. Legal Unit third party health insurance reimbursement efforts substantially contribute to over \$20 million annual Medicaid savings. These savings facilitate NY State's ability to ease its Medicaid financial burden on counties.

2015 OBJECTIVES

- Continue to be revenue positive, through obtaining substantial monetary recoveries to reimburse public assistance and Medicaid expenditures.

- Provide legal counsel to facilitate Social Services' new role as County's Persons In Need of Supervision (PINS) lead agency.

- Maintain compliance with Federal Title IV-E standards, by assuring legally compliant court orders are obtained involving all foster children, thereby facilitating Broome's continued receipt of substantial Federal reimbursement.

- Continue Broome County's successful participation in NY State's Medicaid Provider Fraud Demonstration Program, through finalizing audits underway and commencing additional audits of local area Medicaid providers.

11020001

LAW/DSS Legal Services

<u>Title of Position</u>	<u>Grade/Unit</u>	<u>2013 Actuals</u>	<u>As of 7/7/2014 Current Authorized</u>	<u>2015 Requested</u>	<u>2015 Recommended</u>	<u>2015 Adopted</u>
<u>FULL TIME</u>						
Deputy County Attorney	AT-5	1	1	1	1	1
Senior Assistant County Attorney	AT-3	2	2	2	2	2
Assistant County Attorney II	AT-2	2	2	2	2	2
Assistant County Attorney	AT-1	2	2	2	2	2
Office Manager	16 Admin	1	1	1	1	1
Paralegal	15 Admin	2	1	1	1	1
Secretary	14 Admin	1	1	1	1	1
Keyboard Specialist	9 Admin	<u>1</u>	<u>1</u>	<u>1</u>	<u>1</u>	<u>1</u>
Total Full-Time Positions		12	11	11	11	11
<u>PART TIME</u>						
Total Part-Time Positions		0	0	0	0	0
TOTAL POSITIONS		12	11	11	11	11

REPORT:BP033

BROOME COUNTY GOVERNMENT
REVENUE AND APPROPRIATION SUMMARY
BY DEPARTMENT AND DIVISION

FUND: 1010 General Operating
DEPT: 11000000 Law
DIV: 02 Law-DSS Legal Unit

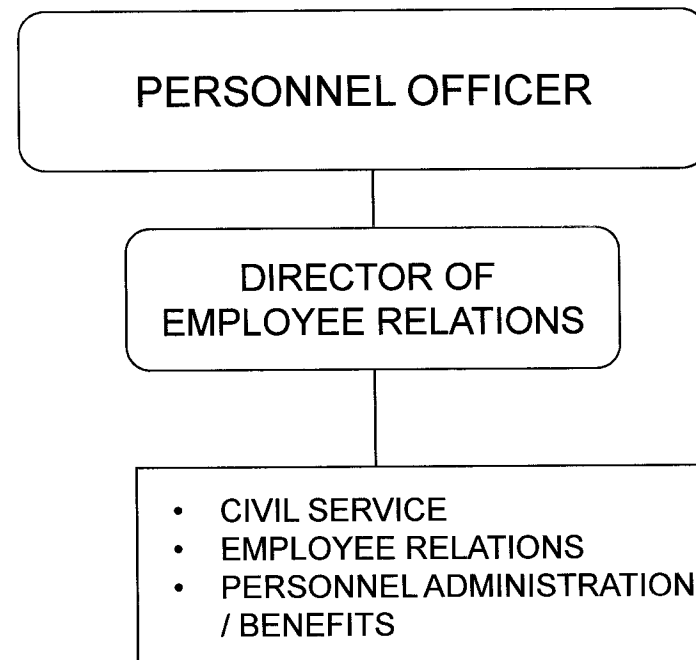
Account	2013 Actuals	2014 Budget	2014 YTD Actuals As of 10/13/14	2015 Budget Requested	2015 Budget Recommended	2015 Budget Adopted
0000002 Departmental Income						
5000313 CHARGEBACKS - D S S	1,006,488	1,121,381	488,543	1,066,298	1,066,298	1,066,298
0000002 Departmental Income Totals	1,006,488	1,121,381	488,543	1,066,298	1,066,298	1,066,298
Rev Total for Div: 1102	1,006,488	1,121,381	488,543	1,066,298	1,066,298	1,066,298
0000010 Personal Service						
6001000 SALARIES FULL-TIME	660,904	700,276	483,545	678,744	678,744	678,744
0000010 Personal Service Totals	660,904	700,276	483,545	678,744	678,744	678,744
0000040 Contractual Expenditures						
6004010 BOOKS AND SUBSCRIPTIONS	11,775	9,800	8,262	9,800	9,800	9,800
6004012 OFFICE SUPPLIES	2,219	5,000	2,619	5,000	5,000	5,000
6004056 COMPUTER EQUIPMENT(NON CAPITAL	1,740	0	0	0	0	0
6004100 POSTAGE AND FREIGHT	122	500	156	500	500	500
6004105 DUES AND MEMBERSHIPS	1,420	1,600	0	1,600	1,600	1,600
6004106 GENERAL OFFICE EXPENSES	0	200	238	200	200	200
6004137 ADVERTISING AND PROMOTION EXPE	1,072	500	174	500	500	500
6004161 TRAVEL HOTEL AND MEALS	959	1,700	2,082	1,700	1,700	1,700
6004162 EDUCATION AND TRAINING	2,658	1,000	663	1,000	1,000	1,000
6004168 OTHER PERSONAL EXPENSES	0	180	120	180	180	180
6004192 SOFTWARE MAINTENANCE	2,028	2,100	2,080	2,100	2,100	2,100
6004536 WITNESS EXPENSES	0	1,500	0	1,500	1,500	1,500
6004538 LEGAL CHARGES AND FEES	11,833	12,000	8,199	12,000	12,000	12,000
6004541 STENOGRAPHIC SERVICES	35	500	39	500	500	500
0000040 Contractual Expenditures Totals	35,861	36,580	24,632	36,580	36,580	36,580
0000041 Chargeback Expenses						
6004602 INSURANCE PREMIUM CHARGEBACK	267	223	223	225	225	225
6004614 OTHER CHARGEBACK EXPENSES	0	10	0	0	0	0
6004617 DUPLICATING/PRINTING CHARGEBAC	0	850	0	950	950	950
6004618 OFFICE SUPPLIES CHARGEBACK	3,232	3,700	2,320	3,200	3,200	3,200

BROOME COUNTY GOVERNMENT
 REVENUE AND APPROPRIATION SUMMARY
 BY DEPARTMENT AND DIVISION

FUND: 1010 General Operating
 DEPT: 11000000 Law
 DIV: 02 Law-DSS Legal Unit

Account	2013 Actuals	2014 Budget	2014 YTD Actuals As of 10/13/14	2015 Budget Requested	2015 Budget Recommended	2015 Budget Adopted
0000041 Chargeback Expenses Totals	3,499	4,783	2,543	4,375	4,375	4,375
0000080 Employee Benefits						
6008001 STATE RETIREMENT	134,412	157,036	106,059	139,356	139,356	139,356
6008002 SOCIAL SECURITY	48,045	53,303	34,692	51,832	51,832	51,832
6008004 WORKERS COMPENSATION	4,207	3,531	1,766	3,383	3,383	3,383
6008006 LIFE INSURANCE	165	180	124	165	165	165
6008007 HEALTH INSURANCE	119,180	136,206	96,805	125,066	125,066	125,066
6008009 RETIREE HEALTH INSURANCE	22,974	24,927	16,618	26,797	26,797	26,797
0000080 Employee Benefits Totals	328,983	375,183	256,064	346,599	346,599	346,599
Exp Total for Div: 1102	1,029,247	1,116,822	766,784	1,066,298	1,066,298	1,066,298
Total for Div: 11000000	-22,759	4,559	-278,241	0	0	0
Total for Dept: 11000000	-948,039	-803,923	-975,442	-804,727	-804,727	-804,727

DEPARTMENT OF PERSONNEL



DEPARTMENT OF PERSONNEL

MISSION STATEMENT

To administer, in a fair and equitable manner, the provisions of the New York State Civil Service Law and the Broome County Civil Service Rules with respect to the offices and employment in the classified service of 43 Broome County departments and the civil divisions therein, which include sixteen (16) towns, seven (7) village, twelve (12) school districts (except Binghamton) and two (2) special districts of the County. We also provide labor relations consulting to towns, villages and Binghamton Sewage Treatment Facility as necessary.

The department also administers various human resource functions for County government including employee relations, employee benefits, leaves of absence, record management, recruitment, training, and staff development.

In addition, the department is responsible for the administration of various federal, state and local laws, rules and regulations such as the Taylor Law, Fair Labor Standards Act, Affordable Care Act and Family and Medical Leave Act.

DESCRIPTION

The Broome County Department of Personnel is comprised of four (4) functional units as follows:

1. The Civil Service Administration Unit administers New York State Civil Service Law, and develops and maintains the position classification plan. This unit also administers competitive examinations, certifies payrolls, reviews applicant qualifications,

reviews and approves appointments and personnel changes, oversees state mandated roster card maintenance, certifies civil service eligible lists, develops and maintains County civil service rules, provides advice, counsel and support to appointing authorities in the County, the towns, villages, school districts and special districts, and calculates all lay-offs for the County and the jurisdictions. All civil service functions are mandated by NYS Civil Service Law which forbids charging for any services; however we are allowed to charge exam fees. The state continues to decentralize more exams which are time consuming for our staff. It is the goal of this unit to uphold the standards of merit and fitness in the hiring of all civil service employees, as required by the New York State Constitution. The unit continues to work with Information Technology toward automating as much of these processes as possible to provide better service.

2. The Personnel Administration/Benefits Unit is responsible for the administration of County benefit programs (i.e. health insurance, life insurance, disability insurance, flexible spending accounts and retirement). This unit also administers the central records system (payroll and position control files), unemployment insurance, leaves of absence, is responsible for maintenance and updates of the Personnel Policy and Procedures Manual and Employee Handbook and maintains personnel files and State required roster cards under the guidance of the civil service unit. Other areas of responsibility include monitoring employee performance evaluations, salary and longevity administration, employee assistance program, recruitment, new employee orientation and development/coordination of programs to improve employee productivity and morale such as flu shot programs and coordination of special training requests. Support is provided to the Director of Employee Relations by developing and producing specialized reports and researching employee histories. The unit ensures compliance with the Family and Medical Leave Act, Affordable Care Act, and COBRA Laws. There is coordination with

the New York State Retirement System on special events such as early retirement incentives and seminars. This unit is responsible for the distribution of retirement information from the retirement system to the employees. The unit answers all employee verification requests. It is the goal of this unit to provide information services to the employees, department heads and supervisors of Broome County in an efficient and courteous manner.

3. The Director of Employee Relations is responsible for negotiating and administering eight (8) collective bargaining agreements. This includes the handling of all grievances, disciplinary matters and improper practices as well as providing advice on topics such as attendance, performance and layoffs. The unit also monitors compliance with and offers guidance on a variety of laws pertaining to the human resource function including Family and Medical Leave Act, Fair Labor Standards Act and Taylor Law. In addition, issues regarding Unemployment Benefits, State Human Rights Complaints, Federal Department of Labor and Equal Employment Opportunity Commission Complaints are addressed by this unit. The Director provides training to supervisors in the areas of discipline and contract administration and attempts to resolve issues in an informal manner. The goal is to work with County and union representatives to prevent potential problems where possible and to address problems that do arise. The Director seeks outcomes which are in the best interest of Broome County while also providing a fair and equitable workplace for the employees of Broome County.

In many cases, these outcomes alleviate costly legal expenses from arbitration hearings or other litigation. An example of such was the resolution of contract disputes in recent years with the Broome County Sheriff's Law Enforcement Officers Association. By working together with union officials the County Administration was able to resolve this contract dispute shortly before Interest Arbitration hearings were to

resolve these contract disputes shortly before Interest Arbitration hearings were to begin. With many days of hearings expected, resolving these contract disputes at this stage resulted in tremendous savings to both the County and union. This continuing cooperative relationship between County administration and the various employee labor unions has proved to be successful and cost effective to both parties.

In 2013, as the result of cooperative efforts of County Administration and its unions, we were able to avoid any costly, time consuming arbitration hearings.

4. EEOC- The position of Equal Employment Opportunity Compliance Officer (EEOCO) was eliminated in the 2011 budget. In 2012 the duties and responsibilities of this position were disseminated to the Personnel Officer, the Director of Employee Relations and members of the Personnel Administration/Benefits Unit.

The responsibilities of this function include the following:

- Administration of the County's Affirmative Action plan and policies, the Minority/Women's Business Enterprise and disadvantaged Enterprise programs;
- Education and training of department heads, managers, and staff to insure that the County is compliant with federal and state legislation such as the New York State Human Rights Act, Federal Equal Employment Opportunity laws, the Americans with Disabilities Act (ADA), and NYS disability laws;
- Investigation of alleged discrimination, sexual harassment and non-compliant practices related to equal employment opportunity;
- Analysis of County employment processes including testing, hiring policies, training, promotion, etc., the development of

- outreach and hiring programs to attract protected class candidates to county employment;
- Outreach activities including participation in public forums focusing on public employment opportunities, the civil service process, and application procedures;
 - Consultation with County departments, contractors, and project managers to insure that the County is in compliance with laws, regulations, and contractual agreements with federal and state funding agencies.
 - In January 2013, the Director of Employee Relations was appointed Broome County Personnel Officer. A replacement was appointed from the County Law Department shortly thereafter. Due to having experience in Broome County labor issues, a smooth transition into the Director of Employee Relations role has occurred.

2015 Objectives

1. Continue to provide in-house training and education for County departments in the following areas:
 - General Management/Supervision Skills
 - Labor Relations Issues i.e. discipline and discharge impact of Civil Service Law, federal and state labor laws, HIPAA, FMLA, FLSA and Collective Bargaining Agreements on employment issues
2. Continue to expand automation of processes
 - Establishment of Certification of Eligibles electronically for all eligible lists.
 - Continue to work with state to streamline access to exam information
 - Work with IT to make all personnel related forms available for completion on-line
 - Update website and expand on available material

3. Provide education/training to department staff
 - Identify appropriate training to enhance employee skills and improve efficiency
 - New York State Department of Civil Service, NYSAC, and various human resource associations offer free or low cost training
4. Expand training & education for civil service jurisdictions
 - Updates on civil service requirements
5. Continue to support the County administration in its efforts to provide labor relations and human resource support services to municipalities throughout the County.
6. Continue to support the implementation of the E.R.P. (PeopleSoft) systems and continue our efforts to analyze and streamline departmental procedures to match the new system. Since the inception of the new ERP/PeopleSoft program, our efforts have accounted for 15-20% of the HR/Benefits units' time.

2015 Budget Highlights

Revenue:

1. Civil Service Application Fee – Revenue from civil service exam fees is estimated to be \$12,500 in 2015.
2. Health Care Administration – We chargeback Risk & Insurance for the salary and fringe benefits for the Benefits Assistant position. That revenue line will increase slightly from \$41,058 in the 2014 budget to \$48,892 in the 2015 budget.
3. Other Departmental Chargeback- Represents chargeback for administrative services of the Secretary to the Personnel Officer for the Office of Risk and Insurance.

4. A Senior Personnel Associate, long-time Civil Service Administrator, opted to retire in the 2012 retirement incentive. She retired officially on December 31, 2012. She remained employed in a part-time capacity training remaining staff in Civil Service matters and totally retired effective December 31, 2013. This position remains unfunded.

13000001

PERSONNEL

<u>Title of Position</u>	<u>Grade/Unit</u>	<u>2013 Actuals</u>	<u>As of 7/7/2014 Current Authorized</u>	<u>2015 Requested</u>	<u>2015 Recommended</u>	<u>2015 Adopted</u>
<u>FULL TIME</u>						
Personnel Officer	H Admin	1	1	1	1	1
Director of Employee Relations	E Admin	1	1	1	1	1
Senior Personnel Associate *	18 Admin	1	1	1	1	1
Personnel Associate	16 Admin	2	2	2	2	2
Secretary to Personnel Officer	14 Admin	1	1	1	1	1
Personnel Assistant	11 Admin	3	3	3	3	3
Benefits Assistant	11 Admin	1	1	1	1	1
Keyboard Specialist	9 Admin	<u>1</u>	<u>1</u>	<u>1</u>	<u>1</u>	<u>1</u>
Total Full-Time Positions		11	11	11	11	11
<u>PART TIME</u>						
Clerk	7 Admin	<u>1</u>	<u>1</u>	<u>1</u>	<u>1</u>	<u>1</u>
Total Part-Time Positions		1	1	1	1	1
TOTAL POSITIONS		12	12	12	12	12

* One position unfunded since 2013

REPORT:BP032

BROOME COUNTY GOVERNMENT
REVENUE AND APPROPRIATION SUMMARY BY DEPARTMENT

FUND: 1010 General Operating

DEPT: 13000000 Personnel

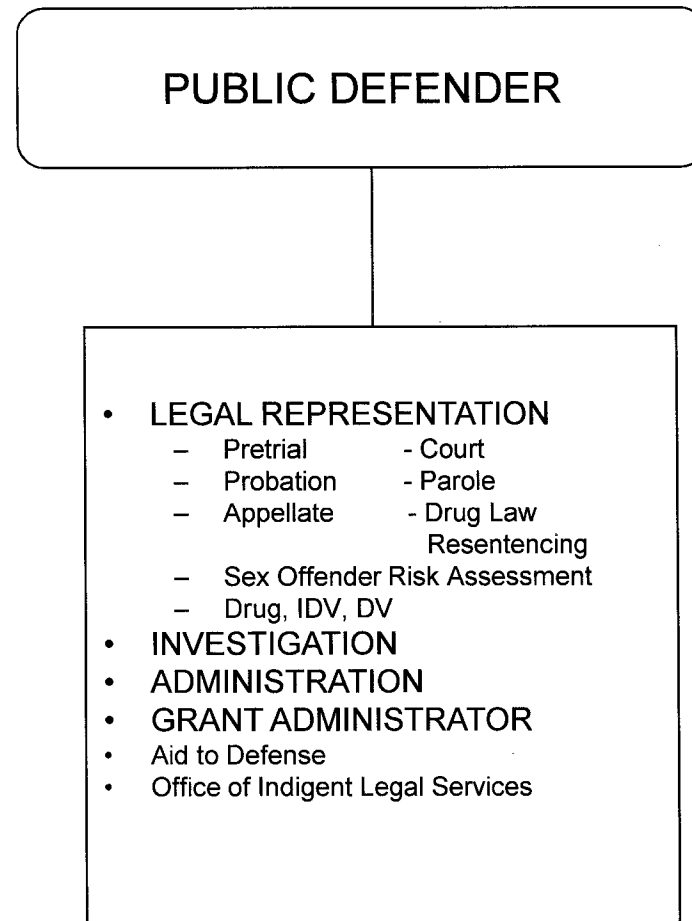
Account	2013 Actuals	2014 Budget	2014 YTD Actuals As of 10/13/14	2015 Budget Requested	2015 Budget Recommended	2015 Budget Adopted
0000002 Departmental Income						
5000204 CIVIL SERVICE APPLICATION FEE	11,470	10,000	7,440	12,500	12,500	12,500
5000301 HEALTH CARE ADMINISTRATION	36,210	41,058	0	48,892	48,892	48,892
5000333 OTHER DEPARTMENTAL CHARGEBACK	26,000	26,000	0	49,500	49,500	49,500
0000002 Departmental Income Total	73,680	77,058	7,440	110,892	110,892	110,892
Rev Totals for Dept: 13000000	73,680	77,058	7,440	110,892	110,892	110,892
0000010 Personal Service						
6001000 SALARIES FULL-TIME	402,192	435,649	309,282	434,439	434,439	434,439
6001001 SALARIES PART-TIME	10,538	11,244	7,814	11,247	11,247	11,247
6001002 SALARIES TEMPORARY	33,098	3,700	2,045	3,700	3,700	3,700
6001003 SALARIES OVERTIME	117	500	1,914	1,000	1,000	1,000
0000010 Personal Service Totals	445,945	451,093	321,055	450,386	450,386	450,386
0000040 Contractual Expenditures						
6004012 OFFICE SUPPLIES	822	1,432	927	1,500	1,500	1,500
6004056 COMPUTER EQUIPMENT(NON CAPITAL	753	0	0	0	0	0
6004105 DUES AND MEMBERSHIPS	300	400	100	400	400	400
6004106 GENERAL OFFICE EXPENSES	480	300	327	300	300	300
6004137 ADVERTISING AND PROMOTION EXPE	695	150	128	150	150	150
6004160 MILEAGE AND PARKING-LOCAL	0	50	0	50	50	50
6004161 TRAVEL HOTEL AND MEALS	3,259	3,200	1,271	2,600	2,600	2,600
6004162 EDUCATION AND TRAINING	375	300	700	300	300	300
6004163 MANAGEMENT TRAINING PROGRAM	0	100	0	100	100	100
6004168 OTHER PERSONAL EXPENSES	0	100	0	100	100	100
6004169 DAY TRIP MEAL REIMBURSEMENT	16	50	8	50	50	50
6004196 COPYING MACHINE RENTALS	-580	1,258	659	1,314	1,314	1,314
6004573 OTHER FEES FOR SERVICES	175	2,000	0	2,000	2,000	2,000
0000040 Contractual Expenditures Totals	6,295	9,340	4,120	8,864	8,864	8,864
0000041 Chargeback Expenses						
6004602 INSURANCE PREMIUM CHARGEBACK	380	397	298	391	391	391

BROOME COUNTY GOVERNMENT
REVENUE AND APPROPRIATION SUMMARY BY DEPARTMENT

FUND: 1010 General Operating
DEPT: 13000000 Personnel

Account	2013 Actuals	2014 Budget	2014 YTD Actuals As of 10/13/14	2015 Budget Requested	2015 Budget Recommended	2015 Budget Adopted
6004614 OTHER CHARGEBACK EXPENSES	322	1,145	26	322	322	322
0000041 Chargeback Expenses Totals	702	1,542	324	713	713	713
0000060 Principal on Indebtedness						
6006008 PRINCIPAL ON CAPITAL LEASE	1,512	0	0	0	0	0
0000060 Principal on Indebtedness Totals	1,512	0	0	0	0	0
0000070 Interest on Indebtedness						
6007005 INTEREST ON CAPITAL LEASE	564	0	0	0	0	0
0000070 Interest on Indebtedness Totals	564	0	0	0	0	0
0000080 Employee Benefits						
6008001 STATE RETIREMENT	75,235	89,634	61,929	78,825	78,825	78,825
6008002 SOCIAL SECURITY	31,584	33,327	22,214	33,235	33,235	33,235
6008004 WORKERS COMPENSATION	2,915	2,259	1,130	2,330	2,330	2,330
6008006 LIFE INSURANCE	149	150	111	165	165	165
6008007 HEALTH INSURANCE	116,273	129,302	100,475	146,555	146,555	146,555
6008009 RETIREE HEALTH INSURANCE	96,658	112,144	75,017	104,524	104,524	104,524
6008010 DISABILITY INSURANCE	5	0	0	0	0	0
6008011 UNEMPLOYMENT INSURANCE	12	0	2	0	0	0
6008012 EMPLOYEE TUITION REIMBURSEMENT	10,190	20,000	6,936	10,000	10,000	10,000
6008013 HEALTH INS - RETIRE INCENTIVE	6,069	0	0	0	0	0
0000080 Employee Benefits Totals	339,090	386,816	267,814	375,634	375,634	375,634
Exp Totals for Dept: 13000000	794,108	848,791	593,313	835,597	835,597	835,597
Total for Dept: 13000000	-720,428	-771,733	-585,873	-724,705	-724,705	-724,705

PUBLIC DEFENDER



PUBLIC DEFENDER

MISSION STATEMENT

To defend all indigent persons accused of crimes and offenses punishable by jail.

DESCRIPTION

The Public Defender provides legal representation to all indigent persons accused of crimes or offenses in Broome County. This office acts as defense counsel from arraignment through trial and all stages of appeal for cases ranging from simple violations to homicides. This involves the full range of investigatory, pretrial, and appellate representation required in criminal cases. The office services each of the 19 village and town justice courts, the Binghamton City Court, the Broome County Court, and all higher appellate courts. Attorneys and investigators are on call 24 hours a day, seven days a week to assist recent arrestees.

2015 OBJECTIVES

Insure sufficient resources to provide effective representation.

2015 BUDGET HIGHLIGHTS

- SORA (Sex Offender Risk Assessments) remain constant as do their appeals with an increase in SORA Modification Hearings.
- Problem Solving Courts (e.g. Drug Court, IDV Court, DV Court)
- Rockefeller Drug Resentencing Cases
- Leandra's Law – Ignition Interlock Device (IID)
- Counsel at First Appearance

14000001

PUBLIC DEFENDER

<u>Title of Position</u>	<u>Grade/Unit</u>	<u>2013 Actuals</u>	<u>As of 7/7/2014 Current Authorized</u>	<u>2015 Requested</u>	<u>2015 Recommended</u>	<u>2015 Adopted</u>
<u>FULL TIME</u>						
Public Defender	AT-6	1	1	1	1	1
Chief Assistant Public Defender	AT-4	1	1	1	1	1
Senior Assistant Public Defender	AT-3	3	3	4	3	3
Assistant Public Defender II	AT-2	3	3	4	3	3
Assistant Public Defender I	AT-1	3	3	6	3	3
Chief Investigator - Public Defender	27 Admin	1	1	1	1	1
Investigator - Public Defender	21 Admin	1	1	1	1	1
Secretary	13 CSEA	1	1	1	1	1
Stenographic Secretary	13 CSEA	1	1	1	1	1
Intake Specialist	11 CSEA	3	3	3	3	3
Keyboard Specialist	8 CSEA	2	2	3	2	2
Receptionist Typist	6 CSEA	<u>1</u>	<u>1</u>	<u>1</u>	<u>1</u>	<u>1</u>
Total Full-Time Positions		21	21	27	21	21
<u>PART TIME</u>						
Total Part-Time Positions		0	0	0	0	0
TOTAL POSITIONS		21	21	27	21	21

BROOME COUNTY GOVERNMENT
REVENUE AND APPROPRIATION SUMMARY BY DEPARTMENT

FUND: 1010 General Operating
DEPT: 14000000 Public Defender

Account	2013 Actuals	2014 Budget	2014 YTD Actuals As of 10/13/14	2015 Budget Requested	2015 Budget Recommended	2015 Budget Adopted
0000002 Departmental Income						
5000110 PUBLIC DEFENDER SERVICES	2,555	2,000	1,122	2,000	2,000	2,000
0000002 Departmental Income Total	2,555	2,000	1,122	2,000	2,000	2,000
0000007 Misc Interfund Revenues						
5000534 TRANSFER FROM INSURANCE RESERV	870	0	0	0	0	0
0000007 Misc Interfund Revenues Total	870	0	0	0	0	0
0000008 State Aid						
5000802 INDIGENT PAROLEES	0	0	13,364	0	0	0
5000818 MAJOR OFFENCE PUBLIC DEFENDER	21,343	20,200	334	20,200	20,200	20,200
0000008 State Aid Total	21,343	20,200	13,698	20,200	20,200	20,200
Rev Totals for Dept: 14000000	24,768	22,200	14,820	22,200	22,200	22,200
0000010 Personal Service						
6001000 SALARIES FULL-TIME	1,234,260	1,251,330	872,775	1,585,249	1,240,740	1,240,740
0000010 Personal Service Totals	1,234,260	1,251,330	872,775	1,585,249	1,240,740	1,240,740
0000040 Contractual Expenditures						
6004010 BOOKS AND SUBSCRIPTIONS	23,784	16,000	15,547	22,000	12,000	12,000
6004012 OFFICE SUPPLIES	8,225	9,000	5,775	14,000	9,000	9,000
6004041 PHOTOGRAPHIC SUPPLIES	0	100	0	150	100	100
6004046 GAS OIL GREASE AND DIESEL FUEL	0	50	0	50	50	50
6004100 POSTAGE AND FREIGHT	0	100	0	200	100	100
6004106 GENERAL OFFICE EXPENSES	8,012	7,000	6,730	6,500	4,000	4,000
6004131 PHOTOGRAPHIC EXPENSES	0	100	0	150	100	100
6004160 MILEAGE AND PARKING-LOCAL	18,236	15,000	11,346	19,000	14,000	14,000
6004161 TRAVEL HOTEL AND MEALS	1,416	200	191	2,100	200	200
6004162 EDUCATION AND TRAINING	745	1,500	641	3,750	750	750
6004168 OTHER PERSONAL EXPENSES	194	100	300	50	50	50

REPORT:BP032

BROOME COUNTY GOVERNMENT
REVENUE AND APPROPRIATION SUMMARY BY DEPARTMENT

FUND: 1010 General Operating
DEPT: 14000000 Public Defender

Account	2013 Actuals	2014 Budget	2014 YTD Actuals As of 10/13/14	2015 Budget Requested	2015 Budget Recommended	2015 Budget Adopted
6004169 DAY TRIP MEAL REIMBURSEMENT	0	50	0	50	50	50
6004196 COPYING MACHINE RENTALS	274	5,500	4,272	8,500	5,500	5,500
6004200 PROPERTY LOSS	870	0	0	0	0	0
6004536 WITNESS EXPENSES	5,023	10,000	0	17,700	10,200	10,200
6004538 LEGAL CHARGES AND FEES	843	1,500	767	1,500	500	500
6004541 STENOGRAPHIC SERVICES	1,548	2,000	824	2,500	1,000	1,000
0000040 Contractual Expenditures Totals	69,170	68,200	46,393	98,200	57,600	57,600
0000041 Chargeback Expenses						
6004602 INSURANCE PREMIUM CHARGEBACK	2,262	2,670	1,335	2,821	1,621	1,621
6004604 DPW SECURITY CHARGEBACKS	59,003	0	0	0	0	0
6004605 COUNTY ATTORNEY CHARGEBACKS	145	0	103	0	0	0
6004606 TELEPHONE BILLING ACCOUNT	4,710	0	0	5,000	0	0
6004609 DATA PROCESSING CHARGEBACKS	42,574	0	0	0	0	0
6004614 OTHER CHARGEBACK EXPENSES	20	0	0	712	712	712
6004615 GASOLINE CHARGEBACK	2,437	2,813	1,494	4,026	3,126	3,126
6004616 FLEET SERVICE CHARGEBACK	3,781	4,462	4,462	4,462	4,462	4,462
6004617 DUPLICATING/PRINTING CHARGEBAC	2,112	0	0	0	0	0
6004618 OFFICE SUPPLIES CHARGEBACK	7,679	0	0	0	0	0
6004619 BUILDING SERVICE CHARGEBACK	48	0	0	0	0	0
0000041 Chargeback Expenses Totals	124,771	9,945	7,394	17,021	9,921	9,921
0000060 Principal on Indebtedness						
6006008 PRINCIPAL ON CAPITAL LEASE	3,912	0	0	0	0	0
0000060 Principal on Indebtedness Totals	3,912	0	0	0	0	0
0000070 Interest on Indebtedness						
6007005 INTEREST ON CAPITAL LEASE	1,368	0	0	0	0	0
0000070 Interest on Indebtedness Totals	1,368	0	0	0	0	0
0000080 Employee Benefits						
6008001 STATE RETIREMENT	247,581	285,938	190,471	323,262	253,326	253,326
6008002 SOCIAL SECURITY	90,660	95,726	63,168	121,268	94,912	94,912
6008004 WORKERS COMPENSATION	7,103	7,050	3,525	6,781	6,781	6,781
6008006 LIFE INSURANCE	314	315	227	420	315	315

REPORT:BP032

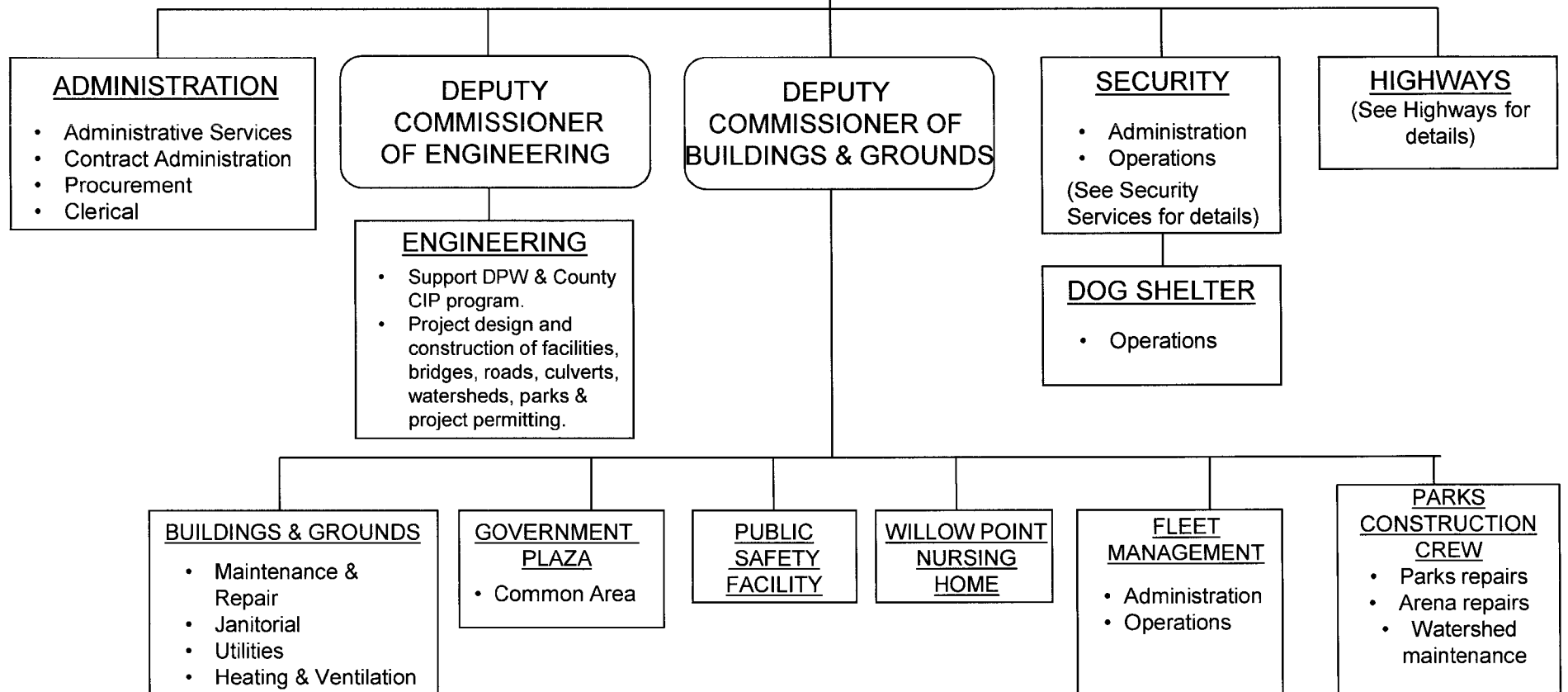
BROOME COUNTY GOVERNMENT
REVENUE AND APPROPRIATION SUMMARY BY DEPARTMENT

FUND: 1010 General Operating
DEPT: 14000000 Public Defender

Account	2013 Actuals	2014 Budget	2014 YTD Actuals As of 10/13/14	2015 Budget Requested	2015 Budget Recommended	2015 Budget Adopted
6008007 HEALTH INSURANCE	215,170	227,272	179,768	337,404	256,904	256,904
6008009 RETIREE HEALTH INSURANCE	6,322	6,859	4,573	7,374	7,374	7,374
6008010 DISABILITY INSURANCE	973	624	454	702	624	624
0000080 Employee Benefits Totals	568,123	623,784	442,186	797,211	620,236	620,236
Exp Totals for Dept: 14000000	2,001,604	1,953,259	1,368,748	2,497,681	1,928,497	1,928,497
Total for Dept: 14000000	-1,976,836	-1,931,059	-1,353,928	-2,475,481	-1,906,297	-1,906,297

PUBLIC WORKS

COMMISSIONER OF PUBLIC WORKS,
 PARKS, RECREATION & YOUTH SERVICES
 Board of Acquisition & Contract
 Capital Program Advisory Committee



PUBLIC WORKS

Administration

MISSION STATEMENT

Provide clerical, accounting, contract administration, and related services to the other Divisions of Public Works.

DESCRIPTION

The Division provides staff and support functions to the other Divisions of Public Works and for Department of Public Works Capital Projects.

2015 OBJECTIVES

Maintain high quality of services rendered to other Divisions of Public Works.

15010001

PUBLIC WORKS/Administration

<u>Title of Position</u>	<u>Grade/Unit</u>	<u>2013 Actuals</u>	<u>As of 7/7/2014 Current Authorized</u>	<u>2015 Requested</u>	<u>2015 Recommended</u>	<u>2015 Adopted</u>
<u>FULL TIME</u>						
Commissioner of Public Works, Parks, Recreation & Youth Services	I Admin	1	1	1	1	1
Principal Account Clerk	13 CSEA	<u>1</u>	<u>1</u>	<u>1</u>	<u>1</u>	<u>1</u>
Total Full-Time Positions		2	2	2	2	2
<u>PART TIME</u>						
Total Part-Time Positions		0	0	0	0	0
TOTAL POSITIONS		2	2	2	2	2

BROOME COUNTY GOVERNMENT
 REVENUE AND APPROPRIATION SUMMARY
 BY DEPARTMENT AND DIVISION

FUND: 1010 General Operating
 DEPT: 15000000 Public Works
 DIV: 01 DPW-Admin

Account	2013 Actuals	2014 Budget	2014 YTD Actuals As of 10/13/14	2015 Budget Requested	2015 Budget Recommended	2015 Budget Adopted
15000000 Public Works						
0000002 Departmental Income						
5000333 OTHER DEPARTMENTAL CHARGEBACK	0	127,405	127,405	128,955	128,955	128,955
0000002 Departmental Income Totals	0	127,405	127,405	128,955	128,955	128,955
Rev Total for Div: 1501	0	127,405	127,405	128,955	128,955	128,955
0000010 Personal Service						
6001000 SALARIES FULL-TIME	38,709	126,892	93,304	127,789	127,789	127,789
0000010 Personal Service Totals	38,709	126,892	93,304	127,789	127,789	127,789
0000040 Contractual Expenditures						
6004012 OFFICE SUPPLIES	755	500	270	500	500	500
6004196 COPYING MACHINE RENTALS	575	1,962	1,472	1,962	1,962	1,962
0000040 Contractual Expenditures Totals	1,330	2,462	1,742	2,462	2,462	2,462
0000041 Chargeback Expenses						
6004602 INSURANCE PREMIUM CHARGEBACK	1,361	610	458	607	607	607
0000041 Chargeback Expenses Totals	1,361	610	458	607	607	607
0000060 Principal on Indebtedness						
6006008 PRINCIPAL ON CAPITAL LEASE	1,884	0	0	0	0	0
0000060 Principal on Indebtedness Totals	1,884	0	0	0	0	0
0000070 Interest on Indebtedness						
6007005 INTEREST ON CAPITAL LEASE	228	0	0	0	0	0
0000070 Interest on Indebtedness Totals	228	0	0	0	0	0

REPORT:BP033

BROOME COUNTY GOVERNMENT
REVENUE AND APPROPRIATION SUMMARY
BY DEPARTMENT AND DIVISION

FUND: 1010 General Operating

DEPT: 15000000 Public Works

DIV: 01 DPW-Admin

Account	2013 Actuals	2014 Budget	2014 YTD Actuals As of 10/13/14	2015 Budget Requested	2015 Budget Recommended	2015 Budget Adopted
0000080 Employee Benefits						
6008001 STATE RETIREMENT	7,899	29,055	18,911	25,941	25,941	25,941
6008002 SOCIAL SECURITY	2,697	9,692	6,683	9,775	9,775	9,775
6008004 WORKERS COMPENSATION	186	200	100	200	200	200
6008006 LIFE INSURANCE	15	30	23	30	30	30
6008007 HEALTH INSURANCE	16,024	33,155	25,731	35,613	35,613	35,613
6008009 RETIREE HEALTH INSURANCE	39,510	42,869	28,579	46,084	46,084	46,084
6008010 DISABILITY INSURANCE	128	78	58	78	78	78
0000080 Employee Benefits Totals	66,459	115,079	80,085	117,721	117,721	117,721
Exp Total for Div: 1501	109,971	245,043	175,589	248,579	248,579	248,579
Total for Div: 15000000	-109,971	-117,638	-48,184	-119,624	-119,624	-119,624

PUBLIC WORKS
Buildings & Grounds

MISSION STATEMENT

Provide a diverse range of efficient and cost-effective high quality services, which will ensure uninterrupted facility utilization while providing an atmosphere of professionalism to both internal and external customers.

DESCRIPTION

Provide primary maintenance operations to the Court House Complex, the Fleet Garage, George Harvey Justice Building, Edwin L. Crawford County Office Building, Public Safety Facility, Dog Shelter, and Intermodal.

Provide secondary maintenance operations to the Binghamton Regional Airport (Edwin A. Link Field), Library, Arena, Forum, Health, Mental Health, Transit, Social Services, Central Foods, Department of Motor Vehicles, WPNH.

Under the Government Tripartite Agreement – providing primary maintenance operations of the Governmental Plaza.

2015 OBJECTIVES

- Provide a pleasant, safe, and healthy environment for Broome County employees and external customers.
- To minimize risk to County employees and residents from natural and man-made disasters.
- To maximize facility assets by minimizing equipment failure.

15020101

PUBLIC WORKS/Building & Grounds

<u>Title of Position</u>	<u>Grade/Unit</u>	<u>2013 Actuals</u>	<u>As of 7/7/2014 Current Authorized</u>	<u>2015 Requested</u>	<u>2015 Recommended</u>	<u>2015 Adopted</u>
<u>FULL TIME</u>						
Deputy Commissioner of Public Works,Parks, Recreation & Youth Services/Buildings & Grounds	F Admin	1	1	1	1	1
Facilities Manager	22 BAPA	3	4	4	4	4
Park Operations Manager	AFSCME	1	1	1	1	1
Arena Maintenance Superintendent	19 BAPA	1	0	0	0	0
Electrician	AFSCME	2	2	2	2	2
Senior Maintenance Mechanic	AFSCME	10	10	10	10	10
Stationary Engineer	AFSCME	2	2	2	2	2
Construction Worker	AFSCME	3	3	3	3	3
HVAC Systems Technician III*	AFSCME	4	5	5	5	5
HVAC Systems Technician I	AFSCME	1	0	0	0	0
Custodial Supervisor	AFSCME	1	1	1	1	1
Custodial Worker	AFSCME	<u>14</u>	<u>13</u>	<u>13</u>	<u>13</u>	<u>13</u>
Total Full-Time Positions		43	42	42	42	42
<u>PART TIME</u>						
Custodial Worker**	AFSCME	<u>2</u>	<u>2</u>	<u>0</u>	<u>0</u>	<u>0</u>
Total Part-Time Positions		2	2	0	0	0
TOTAL POSITIONS		45	44	42	42	42

* One position unfunded since 2014

**Two positions unfunded since 2013 abolished in 2015

BROOME COUNTY GOVERNMENT
 REVENUE AND APPROPRIATION SUMMARY
 BY DEPARTMENT AND DIVISION

FUND: 1010 General Operating
 DEPT: 15000000 Public Works
 DIV: 02 DPW-Bldgs/Grounds

Account	2013 Actuals	2014 Budget	2014 YTD Actuals As of 10/13/14	2015 Budget Requested	2015 Budget Recommended	2015 Budget Adopted
0000002 Departmental Income						
5000186 REIMBURSEMENT - GOVERNMENT PLA	101,790	187,000	163,494	187,000	187,000	187,000
5000302 BUILDING SERVICE CHARGEBACKS	443,411	552,577	217,414	571,276	571,276	571,276
5000312 RENTAL CHARGEBACKS	49,220	60,430	59,890	60,430	60,430	60,430
0000002 Departmental Income Totals	594,421	800,007	440,798	818,706	818,706	818,706
0000003 Use of Money						
5000451 INTEREST AND EARNINGS	0	0	14	0	0	0
0000003 Use of Money Totals	0	0	14	0	0	0
0000006 Sale of Prop and Comp for Loss						
5000518 SALE OF EQUIPMENT	677	0	0	0	0	0
0000006 Sale of Prop and Comp for Loss Totals	677	0	0	0	0	0
0000007 Misc Interfund Revenues						
5000530 REFUNDS OF PRIOR YEARS EXPENDI	0	0	12,317	0	0	0
5000533 UNCLASSIFIED REVENUES	13,482	0	7,766	10,000	10,000	10,000
5000534 TRANSFER FROM INSURANCE RESERV	9,151	1,520	6,141	1,520	1,520	1,520
5000545 CREDIT CARD REBATES	111	0	0	0	0	0
0000007 Misc Interfund Revenues Totals	22,744	1,520	26,224	11,520	11,520	11,520
0000008 State Aid						
5000809 STATE AID - COURT FACILITIES	402,207	365,000	450,325	375,000	375,000	375,000
0000008 State Aid Totals	402,207	365,000	450,325	375,000	375,000	375,000
Rev Total for Div: 1502	1,020,049	1,166,527	917,361	1,205,226	1,205,226	1,205,226
0000010 Personal Service						
6001000 SALARIES FULL-TIME	1,864,394	1,891,619	1,352,253	1,872,990	1,872,990	1,872,990

REPORT:BP033

BROOME COUNTY GOVERNMENT
REVENUE AND APPROPRIATION SUMMARY
BY DEPARTMENT AND DIVISION

FUND: 1010 General Operating

DEPT: 15000000 Public Works

DIV: 02 DPW-Bldgs/Grounds

Account	2013 Actuals	2014 Budget	2014 YTD Actuals As of 10/13/14	2015 Budget Requested	2015 Budget Recommended	2015 Budget Adopted
6001001 SALARIES PART-TIME	0	18,000	0	0	0	0
6001002 SALARIES TEMPORARY	293,997	250,000	234,829	257,000	257,000	257,000
6001003 SALARIES OVERTIME	57,902	45,000	38,797	45,000	45,000	45,000
6001004 SALARIES SHIFT DIFFERENTIAL	4,176	4,000	3,408	4,000	4,000	4,000
6001006 OUT OF TITLE PAY	9,180	2,500	5,949	2,500	2,500	2,500
6001008 STAND-BY PAY	1,245	1,000	1,073	1,000	1,000	1,000
6001009 OTHER PERSONNEL SERVICES	9,521	8,700	9,975	9,500	9,500	9,500
0000010 Personal Service Totals	2,240,415	2,220,819	1,646,284	2,191,990	2,191,990	2,191,990
0000020 Equipment and Capital Outlay						
6002304 OTHER MOTOR VEHICLES	44,354	0	0	0	0	0
0000020 Equipment and Capital Outlay Totals	44,354	0	0	0	0	0
0000040 Contractual Expenditures						
6004001 MAT & SUPPLIES-SIGNS & POSTS	143	0	0	0	0	0
6004005 SNOW REMOVAL MATERIALS & SUPPL	625	1,200	0	1,000	1,000	1,000
6004010 BOOKS AND SUBSCRIPTIONS	379	500	103	500	500	500
6004012 OFFICE SUPPLIES	1,082	1,450	306	1,050	1,050	1,050
6004021 BLDG MAINTENANCE SUPPLIES	95,102	86,542	78,684	86,000	86,000	86,000
6004022 FUEL AND HEATING SUPPLIES	317,449	389,311	219,851	353,000	353,000	353,000
6004023 BLDG AND GROUNDS SUPPLIES	100,247	129,127	156,324	102,500	102,500	102,500
6004030 FOOD AND BEVERAGES	643	1,000	107	0	0	0
6004040 MOTOR EQUIPMENT SUPPLIES	0	1,000	767	1,000	1,000	1,000
6004045 TRAINING AND EDUCATIONAL SUPPL	450	0	0	0	0	0
6004046 GAS OIL GREASE AND DIESEL FUEL	10,078	5,000	795	5,000	5,000	5,000
6004047 TIRES AND TUBES	105	200	0	0	0	0
6004048 MISC OPERATIONAL SUPPLIES	38,187	47,544	24,090	36,500	36,500	36,500
6004052 UNIFORMS	2,793	2,669	1,742	2,500	2,500	2,500
6004054 SAFETY SUPPLIES	6,196	9,377	6,115	7,000	7,000	7,000
6004055 COMPUTER SOFTWARE AND SUPPLIES	0	1,500	2,287	500	500	500
6004056 COMPUTER EQUIPMENT(NON CAPITAL	4,857	5,973	2,070	5,500	5,500	5,500
6004100 POSTAGE AND FREIGHT	612	100	309	100	100	100
6004112 BLDG GROUNDS AND EQUIP REPAIR	79,806	125,000	12,594	80,000	80,000	80,000
6004113 WATER AND SEWAGE CHARGES	211,901	238,450	114,220	223,450	223,450	223,450
6004115 ELECTRIC CURRENT	640,045	855,000	439,073	715,000	715,000	715,000
6004117 BUILDING AND GROUNDS EXPENSES	274,867	270,000	170,837	270,000	270,000	270,000
6004138 OTHER OPERATIONAL EXPENSES	98,529	100,364	35,008	82,000	82,000	82,000
6004161 TRAVEL HOTEL AND MEALS	2,612	3,000	1,433	3,000	3,000	3,000
6004162 EDUCATION AND TRAINING	3,754	8,000	505	6,000	6,000	6,000

BROOME COUNTY GOVERNMENT
 REVENUE AND APPROPRIATION SUMMARY
 BY DEPARTMENT AND DIVISION

FUND: 1010 General Operating
 DEPT: 15000000 Public Works
 DIV: 02 DPW-Bldgs/Grounds

Account	2013 Actuals	2014 Budget	2014 YTD Actuals As of 10/13/14	2015 Budget Requested	2015 Budget Recommended	2015 Budget Adopted
6004192 SOFTWARE MAINTENANCE	35,640	10,000	0	3,000	3,000	3,000
6004196 COPYING MACHINE RENTALS	642	400	158	642	642	642
6004200 PROPERTY LOSS	5,914	1,097	4,081	0	0	0
6004203 INSURANCE CLAIMS	3,237	1,520	2,060	0	0	0
6004572 ENGINEERING AND ARCHITECTURAL	625	0	0	0	0	0
0000040 Contractual Expenditures Totals	1,936,520	2,295,324	1,273,519	1,985,242	1,985,242	1,985,242
0000041 Chargeback Expenses						
6004602 INSURANCE PREMIUM CHARGEBACK	52,159	61,162	45,872	60,910	60,910	60,910
6004604 DPW SECURITY CHARGEBACKS	92,187	96,635	48,318	96,635	96,635	96,635
6004605 COUNTY ATTORNEY CHARGEBACKS	21,901	50,050	20,785	50,050	50,050	50,050
6004610 PERSONAL SERVICES CHARGEBACKS	412	0	106	0	0	0
6004614 OTHER CHARGEBACK EXPENSES	7,801	5,000	4,029	6,500	6,500	6,500
6004615 GASOLINE CHARGEBACK	46,758	57,375	37,297	54,950	54,950	54,950
6004616 FLEET SERVICE CHARGEBACK	56,714	60,237	60,237	60,237	60,237	60,237
6004619 BUILDING SERVICE CHARGEBACK	29,765	20,000	39,657	20,000	20,000	20,000
6004626 TRANSPORTATION SERVICES CHARGE	52,433	68,573	68,573	85,176	85,176	85,176
0000041 Chargeback Expenses Totals	360,130	419,032	324,874	434,458	434,458	434,458
0000080 Employee Benefits						
6008001 STATE RETIREMENT	407,233	441,602	316,122	438,146	438,146	438,146
6008002 SOCIAL SECURITY	162,628	170,105	118,968	168,795	168,795	168,795
6008004 WORKERS COMPENSATION	36,941	36,871	18,436	45,952	45,952	45,952
6008006 LIFE INSURANCE	615	615	460	615	615	615
6008007 HEALTH INSURANCE	449,248	471,992	335,817	482,554	482,554	482,554
6008009 RETIREE HEALTH INSURANCE	244,535	285,104	217,815	310,989	310,989	310,989
6008011 UNEMPLOYMENT INSURANCE	1,922	0	9,720	0	0	0
6008013 HEALTH INS - RETIRE INCENTIVE	2,845	0	0	0	0	0
0000080 Employee Benefits Totals	1,305,967	1,406,289	1,017,338	1,447,051	1,447,051	1,447,051
Exp Total for Div: 1502	5,887,386	6,341,464	4,262,015	6,058,741	6,058,741	6,058,741
Total for Div: 15000000	-4,867,337	-5,174,937	-3,344,654	-4,853,515	-4,853,515	-4,853,515

ENGINEERING

COMMISSIONER OF PUBLIC WORKS,
PARKS, RECREATION & YOUTH SERVICES

DEPUTY COMMISSIONER
OF ENGINEERING

FACILITIES

- Manage large scale facility CIP's & consultant contracts for large scale rehabilitation / replacement projects
- Code review & compliance coordination
- Interdepartmental support – Buildings & Grounds for facility repairs and upgrades

BRIDGES / CULVERTS

- Manage bridge rehabilitation & repair CIP's
- Manage Federal Aid projects & consultant contracts
- Address bridge structural & safety flag conditions
- Inspect large county culverts & coordinate repairs
- Interdepartmental support – Highways for bridge and culvert repairs and upgrades

ENVIRONMENTAL COMPLIANCE

- Watershed inspections, annual reporting & regulatory compliance
- PBS/SPCC compliance & system upgrades
- MS4 program tracking, implementation & reporting

HIGHWAYS & GENERAL CIVIL

- Roadway repairs & upgrades
- Utility projects (storm, water & sewer)
- Bike & pedestrian ways
- 239 reviews
- Interdepartmental support – Parks, Planning, and others

PUBLIC WORKS

Engineering

MISSION STATEMENT

To provide quality engineering services to maintain and upgrade the County infrastructure (highways, bridges, culverts and facilities); and to serve and support other Public Works Divisions, Broome County Departments, and residents of Broome County.

DESCRIPTION

The Engineering Division provides engineering services and support to other Divisions within the Public Works Department (Highways, Building & Grounds, Solid Waste Management), as well as to other Departments within Broome County (Parks & Recreation, Planning and Economic Development, Willow Point Nursing Facility, Aviation, etc.). A large part of the work effort generated by these departments result from implementation of the County's Capital Improvement Program. These CIP projects can include renovations, rehabilitations, and/or replacement of County infrastructure such as facilities, bridges, culverts and roadways. Projects often involve consultant management from design through construction and project close-out, and typically include technical assistance and trouble-shooting a myriad of pre- and post-construction issues and concerns. We provide additional ongoing support functions such as 239 reviews; administration & reporting for the County's MS4 program; and repair coordination of drainage structures (as a few examples).

The Engineering Division is also responsible for maintaining historical records of prior projects, highway right-of-way maps, and easement maps. Division personnel are actively involved with ongoing monitoring and upgrading of County features and structures such as annual watershed inspections, and inspection of culverts with 5-20 foot spans. In addition to providing internal support, the Engineering Division staff provides answers and information to citizen inquiries.

2015 OBJECTIVES

The Engineering Division is committed to furnishing engineering services to Broome County in an efficient and cost-effective manner. We strive for engineering excellence and professional development of staff. Our 2015 objectives include:

- To deliver cost effective service that is timely and responsive to all County-wide departmental needs within the limits of the resources available.
- To work in unison with Highways; Parks and Recreation; Buildings & Grounds; and other County Departments in regard to their maintenance needs and Capital Improvement programs.
- To advance the development of a multi-functional engineering division with major emphasis on highways, bridges, buildings & grounds, and parks with a multi-disciplined staff.
- To continue to re-organize the Division's major reference data bases and filing system for better accessibility and efficiency during 2015 this will include:
 - a. Ongoing reorganization of our electronic filing system (K-drive).
 - b. Ongoing scanning and electronic filing of all County ROW plans, including linking these files to our GIS system for easier retrieval.
 - c. Ongoing reorganization, scanning and electronic filing of all plan sets in our flat files.
 - d. Processing all new projects in electronic format (to be coordinated with our consultants).
- To promote high technical standards, encourage leadership and career development amongst existing staff.

15030001

PUBLIC WORKS/Engineering

<u>Title of Position</u>	<u>Grade/Unit</u>	<u>2013 Actuals</u>	<u>As of 7/7/2014 Current Authorized</u>	<u>2015 Requested</u>	<u>2015 Recommended</u>	<u>2015 Adopted</u>
<u>FULL TIME</u>						
Deputy Commissioner of Public Works, Parks, Recreation & Youth Services/Engineering	H Admin	0	1	1	1	1
Deputy Commissioner of Public Works, Parks, Recreation & Youth Services/Engineering	G Admin	1	0	0	0	0
Engineer III	28 BAPA	2	2	2	2	2
Engineer II	24 CSEA	2	2	2	2	2
Engineer I *	21 CSEA	4	4	4	4	4
Assistant Engineer	17 CSEA	<u>2</u>	<u>2</u>	<u>2</u>	<u>2</u>	<u>2</u>
Total Full-Time Positions		11	11	11	11	11
<u>PART TIME</u>						
Total Part-Time Positions		0	0	0	0	0
TOTAL POSITIONS		11	11	11	11	11

* Two positions unfunded since 2011

BROOME COUNTY GOVERNMENT
 REVENUE AND APPROPRIATION SUMMARY
 BY DEPARTMENT AND DIVISION

FUND: 1010 General Operating
 DEPT: 15000000 Public Works
 DIV: 03 DPW-Engineering

Account	2013 Actuals	2014 Budget	2014 YTD Actuals As of 10/13/14	2015 Budget Requested	2015 Budget Recommended	2015 Budget Adopted
0000007 Misc Interfund Revenues						
5000534 TRANSFER FROM INSURANCE RESERV	0	1,065	1,065	0	0	0
0000007 Misc Interfund Revenues Totals	0	1,065	1,065	0	0	0
0000009 Federal Aid						
5000922 OTHER FEDERAL AID	13,105	25,000	0	25,000	25,000	25,000
0000009 Federal Aid Totals	13,105	25,000	0	25,000	25,000	25,000
Rev Total for Div: 1503	13,105	26,065	1,065	25,000	25,000	25,000
0000010 Personal Service						
6001000 SALARIES FULL-TIME	578,969	625,766	461,015	634,373	634,373	634,373
6001002 SALARIES TEMPORARY	9,900	4,050	590	4,050	4,050	4,050
6001003 SALARIES OVERTIME	4,342	5,700	7,124	6,000	6,000	6,000
0000010 Personal Service Totals	593,211	635,516	468,729	644,423	644,423	644,423
0000040 Contractual Expenditures						
6004010 BOOKS AND SUBSCRIPTIONS	412	1,200	153	1,000	1,000	1,000
6004011 DUPLICATING AND PRINTING RM SU	0	800	0	800	800	800
6004012 OFFICE SUPPLIES	658	800	715	800	800	800
6004042 ENGINEERING SUPPLIES	735	2,000	564	2,000	2,000	2,000
6004045 TRAINING AND EDUCATIONAL SUPPL	49	0	0	0	0	0
6004048 MISC OPERATIONAL SUPPLIES	310	800	23	800	800	800
6004054 SAFETY SUPPLIES	571	1,000	160	1,000	1,000	1,000
6004055 COMPUTER SOFTWARE AND SUPPLIES	6,454	9,000	210	9,000	9,000	9,000
6004056 COMPUTER EQUIPMENT(NON CAPITAL	1,167	0	5,938	0	0	0
6004100 POSTAGE AND FREIGHT	0	200	0	100	100	100
6004105 DUES AND MEMBERSHIPS	0	100	165	200	200	200
6004137 ADVERTISING AND PROMOTION EXPE	692	1,000	1,311	1,000	1,000	1,000
6004138 OTHER OPERATIONAL EXPENSES	0	500	0	500	500	500
6004162 EDUCATION AND TRAINING	805	2,000	1,452	2,200	2,200	2,200
6004196 COPYING MACHINE RENTALS	451	1,320	1,013	1,320	1,320	1,320
6004203 INSURANCE CLAIMS	0	1,065	1,065	0	0	0

REPORT:BP033

BROOME COUNTY GOVERNMENT
REVENUE AND APPROPRIATION SUMMARY
BY DEPARTMENT AND DIVISION

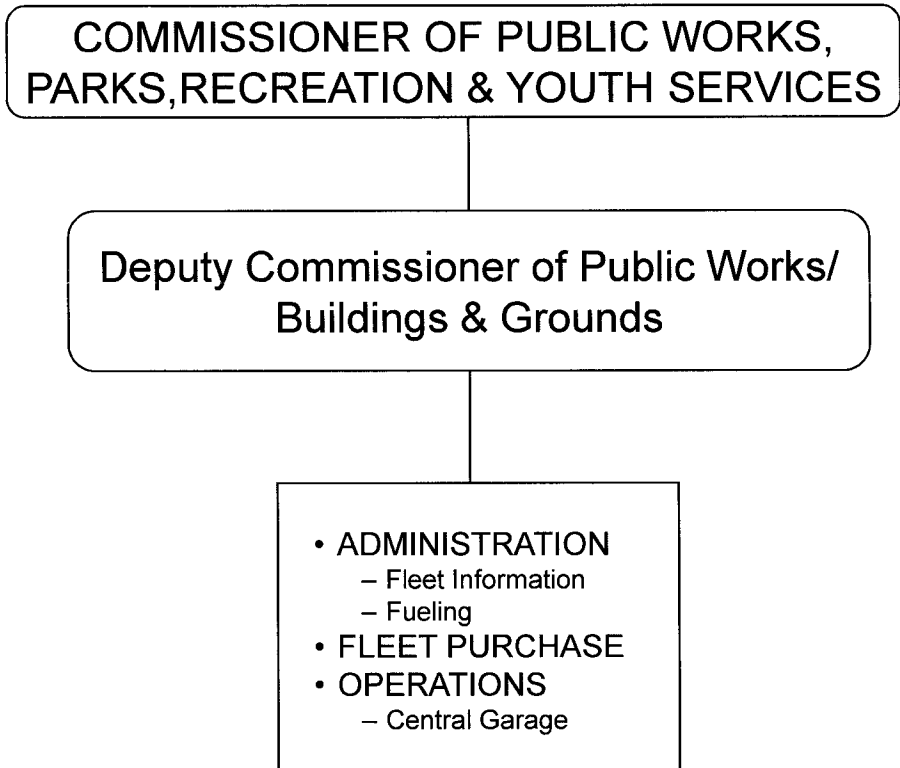
FUND: 1010 General Operating

DEPT: 15000000 Public Works

DIV: 03 DPW-Engineering

Account	2013 Actuals	2014 Budget	2014 YTD Actuals As of 10/13/14	2015 Budget Requested	2015 Budget Recommended	2015 Budget Adopted
6004572 ENGINEERING AND ARCHITECTURAL	0	75,000	29,407	0	0	0
0000040 Contractual Expenditures Totals	12,304	96,785	42,176	20,720	20,720	20,720
0000041 Chargeback Expenses						
6004615 GASOLINE CHARGEBACK	6,200	7,875	4,038	5,950	5,950	5,950
6004616 FLEET SERVICE CHARGEBACK	7,562	8,924	8,924	8,924	8,924	8,924
0000041 Chargeback Expenses Totals	13,762	16,799	12,962	14,874	14,874	14,874
0000080 Employee Benefits						
6008001 STATE RETIREMENT	124,041	147,623	107,156	137,058	137,058	137,058
6008002 SOCIAL SECURITY	42,823	48,617	33,385	48,989	48,989	48,989
6008004 WORKERS COMPENSATION	3,080	3,349	1,675	3,254	3,254	3,254
6008006 LIFE INSURANCE	125	135	101	135	135	135
6008007 HEALTH INSURANCE	116,994	132,605	94,051	130,456	130,456	130,456
6008009 RETIREE HEALTH INSURANCE	171,876	188,659	125,774	177,617	177,617	177,617
6008010 DISABILITY INSURANCE	640	468	337	468	468	468
6008011 UNEMPLOYMENT INSURANCE	2,704	0	0	0	0	0
6008013 HEALTH INS - RETIRE INCENTIVE	1,124	0	0	0	0	0
0000080 Employee Benefits Totals	463,407	521,456	362,479	497,977	497,977	497,977
Exp Total for Div: 1503	1,082,684	1,270,556	886,346	1,177,994	1,177,994	1,177,994
Total for Div: 15000000	-1,069,579	-1,244,491	-885,281	-1,152,994	-1,152,994	-1,152,994
Total for Dept: 15000000	-6,046,887	-6,537,066	-4,278,119	-6,126,133	-6,126,133	-6,126,133

FLEET MANAGEMENT



PUBLIC WORKS

Fleet Management

MISSION STATEMENT

The Fleet Management division's mission is to provide and maintain a fleet of vehicles that will meet the needs of the individual departments with safety, efficiency, and ease of operation.

DESCRIPTION

We maintain the fleet vehicles from purchase to disposal. Vehicles are purchased according to state contract prices; they are serviced and inspected for safety. Vehicles are disposed of when the vehicle has met its expected life span.

2015 OBJECTIVES

- To continue to provide service to vehicles at a cost less than \$.55 per mile.
- To develop a newer more fuel-efficient fleet.
- To continue to purchase new vehicles to meet criteria on alternatively fueled vehicles.
- To reduce the incident ratio on repairs to vehicles.

09000001

PUBLIC WORKS/Fleet Management

<u>Title of Position</u>	<u>Grade/Unit</u>	<u>2013 Actuals</u>	<u>As of 7/7/2014 Current Authorized</u>	<u>2015 Requested</u>	<u>2015 Recommended</u>	<u>2015 Adopted</u>
<hr/>						
<u>FULL TIME</u>						
Head Automotive Mechanic *	17 CSEA	1	1	1	1	1
Automotive Mechanic	13 CSEA	<u>3</u>	<u>3</u>	<u>3</u>	<u>3</u>	<u>3</u>
Total Full-Time Positions		4	4	4	4	4
<hr/>						
<u>PART TIME</u>						
Total Part-Time Positions		0	0	0	0	0
TOTAL POSITIONS		4	4	4	4	4

* One position unfunded since 2011

REPORT:BP032

BROOME COUNTY GOVERNMENT
REVENUE AND APPROPRIATION SUMMARY BY DEPARTMENT

FUND: 2070 Fleet Operating
DEPT: 09000000 Fleet Management

Account	2013 Actuals	2014 Budget	2014 YTD Actuals As of 10/13/14	2015 Budget Requested	2015 Budget Recommended	2015 Budget Adopted
0000002 Departmental Income						
5000165 MISCELLANEOUS	1,249	0	0	0	0	0
5000189 OTHER LOCAL GOVERNMENTS	29,404	36,000	28,017	48,125	48,125	48,125
5000229 BCC CHARGES	24,364	27,000	13,975	26,250	26,250	26,250
5000303 CHARGES FOR USE OF COUNTY CAR	142,009	135,499	135,499	197,608	197,608	197,608
5000304 CHARGES FOR GAS	497,058	671,203	385,472	595,756	595,756	557,308
5000324 OFA CHARGEBACKS 1-3	3,781	0	0	0	0	0
5000326 CHARGEBACKS-MOTOR VEH SERVICE	392,226	459,616	459,586	452,893	452,893	452,893
0000002 Departmental Income Total	1,090,091	1,329,318	1,022,549	1,320,632	1,320,632	1,282,184
0000003 Use of Money						
5000451 INTEREST AND EARNINGS	1,167	1,300	331	500	500	500
0000003 Use of Money Total	1,167	1,300	331	500	500	500
0000006 Sale of Prop and Comp for Loss						
5000518 SALE OF EQUIPMENT	17,771	0	0	0	0	0
0000006 Sale of Prop and Comp for Loss Total	17,771	0	0	0	0	0
0000007 Misc Interfund Revenues						
5000532 PREMIUM & ACCRUED INT ON OBLIG	7,280	0	5,673	0	0	0
5000534 TRANSFER FROM INSURANCE RESERV	14,368	0	0	0	0	0
5000540 GAIN FROM DISPOSITION OF ASSET	20,569	0	0	0	0	0
5000570 EARNINGS ON TEMPORARY INVESTME	39	0	0	0	0	0
0000007 Misc Interfund Revenues Total	42,256	0	5,673	0	0	0
0000009 Federal Aid						
5000952 ARRA DEBT REIMBURSEMENT	2,089	2,226	603	2,066	2,066	2,066
0000009 Federal Aid Total	2,089	2,226	603	2,066	2,066	2,066
Rev Totals for Dept: 09000000	1,153,374	1,332,844	1,029,156	1,323,198	1,323,198	1,284,750

BROOME COUNTY GOVERNMENT
REVENUE AND APPROPRIATION SUMMARY BY DEPARTMENT

FUND: 2070 Fleet Operating
DEPT: 09000000 Fleet Management

Account	2013 Actuals	2014 Budget	2014 YTD Actuals As of 10/13/14	2015 Budget Requested	2015 Budget Recommended	2015 Budget Adopted
0000010 Personal Service						
6001000 SALARIES FULL-TIME	129,060	131,538	85,642	132,942	132,942	132,942
6001003 SALARIES OVERTIME	1,396	2,000	1,827	2,000	2,000	2,000
6001006 OUT OF TITLE PAY	166	300	203	300	300	300
0000010 Personal Service Totals	130,622	133,838	87,672	135,242	135,242	135,242
0000040 Contractual Expenditures						
6004012 OFFICE SUPPLIES	0	100	161	100	100	100
6004040 MOTOR EQUIPMENT SUPPLIES	74,711	96,000	55,713	96,000	96,000	96,000
6004046 GAS OIL GREASE AND DIESEL FUEL	535,862	656,461	423,374	650,000	650,000	611,552
6004047 TIRES AND TUBES	31,839	45,422	13,764	45,000	45,000	45,000
6004048 MISC OPERATIONAL SUPPLIES	4,126	1,000	121	1,000	1,000	1,000
6004054 SAFETY SUPPLIES	0	2,000	200	2,000	2,000	2,000
6004055 COMPUTER SOFTWARE AND SUPPLIES	999	2,000	0	2,000	2,000	2,000
6004056 COMPUTER EQUIPMENT (NON CAPITAL)	0	2,000	0	2,000	2,000	2,000
6004117 BUILDING AND GROUNDS EXPENSES	416	1,000	147	1,000	1,000	1,000
6004130 MOTOR EQUIP REPAIRS AND MAINT	18,044	30,128	4,653	30,000	30,000	30,000
6004138 OTHER OPERATIONAL EXPENSES	7,694	12,387	4,989	12,000	12,000	12,000
6004200 PROPERTY LOSS	150	0	0	0	0	0
6004502 BOND AND NOTE ISSUE EXPENSE	2,666	0	0	0	0	0
6004504 OTHER FINANCIAL SERVICES	481	231	-50	216	216	216
0000040 Contractual Expenditures Totals	676,988	848,729	503,072	841,316	841,316	802,868
0000041 Chargeback Expenses						
6004601 INDIRECT COSTS	30,782	30,782	0	28,695	28,695	28,695
6004602 INSURANCE PREMIUM CHARGEBACK	1,105	1,154	866	1,150	1,150	1,150
6004606 TELEPHONE BILLING ACCOUNT	0	0	0	1,253	1,253	1,253
6004609 DATA PROCESSING CHARGEBACKS	0	0	0	661	661	661
6004615 GASOLINE CHARGEBACK	3,718	2,625	1,311	5,600	5,600	5,600
0000041 Chargeback Expenses Totals	35,605	34,561	2,177	37,359	37,359	37,359
0000042 Depreciation						
6004804 DEPRECIATION - MOTOR VEHICLES	127,944	0	0	0	0	0
6004805 DEPRECIATION - MACHINERY & EQU	325	0	0	0	0	0
0000042 Depreciation Totals	128,269	0	0	0	0	0

REPORT:BP032

BROOME COUNTY GOVERNMENT
REVENUE AND APPROPRIATION SUMMARY BY DEPARTMENT

FUND: 2070 Fleet Operating
DEPT: 09000000 Fleet Management

Account	2013 Actuals	2014 Budget	2014 YTD Actuals As of 10/13/14	2015 Budget Requested	2015 Budget Recommended	2015 Budget Adopted
0000060 Principal on Indebtedness						
6006000 PRINCIPAL ON SERIAL BONDS	0	96,238	0	100,909	100,909	100,909
6006001 PRINCIPAL ON BANS	0	101,333	0	184,667	184,667	184,667
0000060 Principal on Indebtedness Totals	0	197,571	0	285,576	285,576	285,576
0000070 Interest on Indebtedness						
6007000 INTEREST ON SERIAL BONDS	27,718	21,625	11,227	18,217	18,217	18,217
6007001 INTEREST ON BANS	4,701	5,280	1,852	7,511	7,511	7,511
0000070 Interest on Indebtedness Totals	32,419	26,905	13,079	25,728	25,728	25,728
0000080 Employee Benefits						
6008001 STATE RETIREMENT	26,595	30,389	21,794	27,275	27,275	27,275
6008002 SOCIAL SECURITY	9,498	10,154	6,263	10,262	10,262	10,262
6008004 WORKERS COMPENSATION	3,021	3,129	1,565	2,906	2,906	2,906
6008005 WORKERS COMP LT LIABILITY	54	0	0	0	0	0
6008006 LIFE INSURANCE	45	45	34	45	45	45
6008007 HEALTH INSURANCE	27,876	29,372	22,289	30,804	30,804	30,804
6008008 OPEB - HEALTH INSURANCE	15,246	0	0	0	0	0
6008009 RETIREE HEALTH INSURANCE	22,091	23,968	15,979	22,354	22,354	22,354
6008010 DISABILITY INSURANCE	384	234	173	234	234	234
0000080 Employee Benefits Totals	104,810	97,291	68,097	93,880	93,880	93,880
Exp Totals for Dept: 09000000	1,108,713	1,338,895	674,097	1,419,101	1,419,101	1,380,653
Total for Dept: 09000000	44,661	-6,051	355,059	-95,903	-95,903	-95,903

PURCHASING

DIRECTOR OF PURCHASING

- PROCUREMENT
- BOARD OF ACQUISITION AND CONTRACT SUPPORT
- LETTER CONTRACTS
- MULTI-MUNICIPAL CONTRACT DEVELOPMENT
- ANNUAL SURPLUS AUCTION
- BID AND RFP SPECIFICATION DEVELOPMENT
- GENERAL CONTRACT ADMINISTRATION
- SUPERVISION AND IMPLEMENTATION OF THE COMPETITIVE BID PROCESS
- PROCUREMENT CARD PROGRAM

PURCHASING

MISSION STATEMENT

To provide quality service through effective teamwork and communication with County departments, political subdivisions, state agencies and vendors in a commitment to obtain the desired goods and services at the lowest possible cost in a professional, ethical, responsive and timely manner and in accordance with all County and state municipal laws.

DESCRIPTION

The Division of Purchasing is responsible, in whole or part for:

- The cost-efficient procurement of over twenty million dollars' worth of supplies, materials, equipment and services for Broome County Government.
- Processing of Letter Contracts and all Board of Acquisition and Contract (BAC) requests, processing over 4,800 purchase orders.
- Supervision of the Procurement Card Program; Copy Machine Lease & Maintenance Programs, Toner Cartridge Contract and Maintenance Supply Contract.
- General Contract Administration including issuance of Notices of Default.
- Being the lead agency for the fax & typewriter maintenance contracts, janitorial supplies, office supplies, and vending services and equipment contracts.
- Supervision and implementation of the competitive bidding process
 - Review and/or preparation of specifications
- Establishment of standards
- Publication of Legal Notices and content on County website

- Maintain County website for bid notice publication and specifications (BidNet - Empire State Purchasing Group)
- Supplier relations, department relations, personnel training and reporting.
- The relocation, scrapping or selling of obsolete or surplus equipment and vehicles through the bidding process or annual auction (open to the political subdivisions) which generates revenue for all participants.

Although not mandated, the Division of Purchasing allows the political subdivisions and any NYS County to participate in purchase contracts. The legislation in Albany passed into law the provision for "piggybacking" on service contracts between counties and municipalities.

Providing these contracts has eliminated wasteful bidding or shopping, duplication of time, effort, administration costs, advertising expenses, etc. and has resulted in lower prices generated by the combined larger volume.

The Division of Purchasing provides these contracts at no cost to the Political Subdivisions. However, there are considerable County costs associated with this service: personnel, printing, copier, office supplies, telephone, and postage.

2015 OBJECTIVES

Continue to work with BidNet - Empire State Purchasing Group's e-procurement on-line to place our bid notices, specifications, proposals, and quotes. This system has generated an increase in exposure of our solicitations for prospective bidders and has promoted greater competition. We have placed the bid results on site as well.

- Continue to promote the usage of the procurement card within Broome County departments. This will reduce the small dollar amount purchase orders and the use of petty cash. This is a more efficient and less time consuming way to make small or immediate need purchases and travel expenses.
- Continue efforts to expand the annual auction to include even more towns, villages and County departments. The Highway Department site has proved to be the perfect location. It is hoped interest in participation will grow.
- Continue on-site purchasing assistance for all departments on the rules and regulations governing the purchasing of goods and services in accordance with General Municipal Law 103, 104.
- Be proactive in "buying green" products.
- Continue efforts to decrease the amount of scanners, inkjet printers, printers, and copy and fax machines in use throughout the County departments. The cost to Broome County for leases, maintenance, supplies, equipment and energy could be greatly reduced by implementing the use of multi-function machines.
- Continue to train and advise department fiscal personnel in the PeopleSoft system.

16000001
PURCHASING

<u>Title of Position</u>	<u>Grade/Unit</u>	<u>2013 Actuals</u>	<u>As of 7/7/2014 Current Authorized</u>	<u>2015 Requested</u>	<u>2015 Recommended</u>	<u>2015 Adopted</u>
<u>FULL TIME</u>						
Director of Purchasing	F Admin	1	1	1	1	1
Senior Buyer	15 BAPA	1	1	1	1	1
Buyer	14 CSEA	<u>1</u>	<u>1</u>	<u>1</u>	<u>1</u>	<u>1</u>
Total Full-Time Positions		3	3	3	3	3
<u>PART TIME</u>						
Total Part-Time Positions		0	0	0	0	0
TOTAL POSITIONS		3	3	3	3	3

REPORT:BP032

BROOME COUNTY GOVERNMENT
REVENUE AND APPROPRIATION SUMMARY BY DEPARTMENT

FUND: 1010 General Operating
DEPT: 16000000 Purchasing

Account	2013 Actuals	2014 Budget	2014 YTD Actuals As of 10/13/14	2015 Budget Requested	2015 Budget Recommended	2015 Budget Adopted
0000005 Fines and Forfeitures						
5000500 FORFEITURE OF DEPOSITS	2,680	1,500	1,600	1,500	1,500	1,500
0000005 Fines and Forfeitures Total	2,680	1,500	1,600	1,500	1,500	1,500
0000006 Sale of Prop and Comp for Loss						
5000518 SALE OF EQUIPMENT	1,763	0	0	0	0	0
0000006 Sale of Prop and Comp for Loss Total	1,763	0	0	0	0	0
Rev Totals for Dept: 16000000	4,443	1,500	1,600	1,500	1,500	1,500
0000010 Personal Service						
6001000 SALARIES FULL-TIME	154,772	157,457	115,198	157,657	157,657	157,657
6001002 SALARIES TEMPORARY	11,445	15,839	8,808	11,880	11,880	11,880
0000010 Personal Service Totals	166,217	173,296	124,006	169,537	169,537	169,537
0000040 Contractual Expenditures						
6004010 BOOKS AND SUBSCRIPTIONS	0	40	45	40	40	40
6004012 OFFICE SUPPLIES	865	800	39	800	800	800
6004056 COMPUTER EQUIPMENT (NON CAPITAL)	588	0	622	0	0	0
6004105 DUES AND MEMBERSHIPS	150	180	150	180	180	180
6004106 GENERAL OFFICE EXPENSES	189	110	110	110	110	110
6004137 ADVERTISING AND PROMOTION EXPE	1,153	1,500	819	1,500	1,500	1,500
6004138 OTHER OPERATIONAL EXPENSES	383	465	472	465	465	465
6004161 TRAVEL HOTEL AND MEALS	263	350	163	350	350	350
6004162 EDUCATION AND TRAINING	250	350	300	350	350	350
6004196 COPYING MACHINE RENTALS	1,619	1,668	1,134	1,668	1,668	1,668
0000040 Contractual Expenditures Totals	5,460	5,463	3,854	5,463	5,463	5,463
0000041 Chargeback Expenses						
6004602 INSURANCE PREMIUM CHARGEBACK	180	157	157	158	158	158

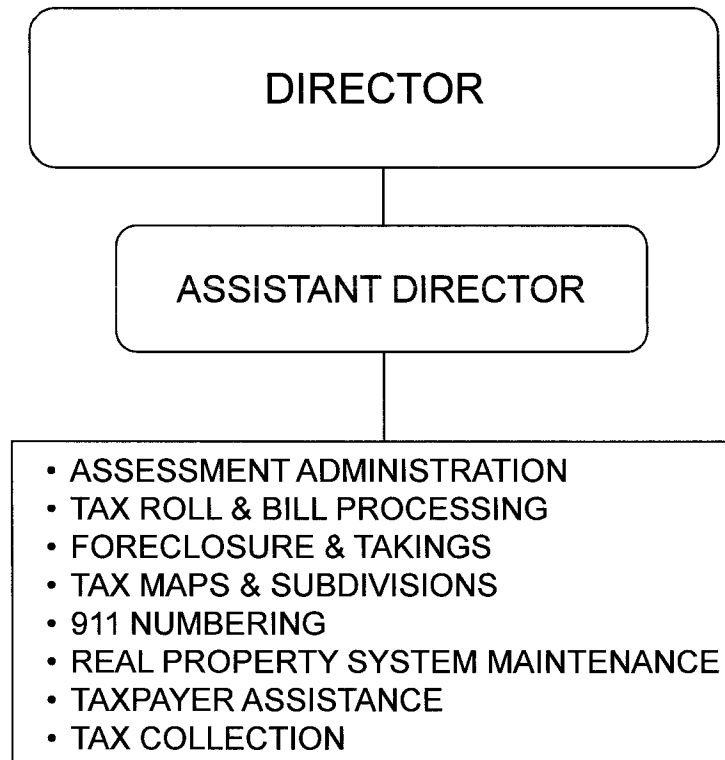
REPORT:BP032

BROOME COUNTY GOVERNMENT
REVENUE AND APPROPRIATION SUMMARY BY DEPARTMENT

FUND: 1010 General Operating
DEPT: 16000000 Purchasing

Account	2013 Actuals	2014 Budget	2014 YTD Actuals As of 10/13/14	2015 Budget Requested	2015 Budget Recommended	2015 Budget Adopted
0000041 Chargeback Expenses Totals	180	157	157	158	158	158
0000080 Employee Benefits						
6008001 STATE RETIREMENT	31,647	36,058	25,205	32,004	32,004	32,004
6008002 SOCIAL SECURITY	11,907	12,045	8,792	12,970	12,970	12,970
6008004 WORKERS COMPENSATION	1,104	1,015	508	896	896	896
6008006 LIFE INSURANCE	45	45	34	45	45	45
6008007 HEALTH INSURANCE	24,806	26,182	22,280	31,025	31,025	31,025
6008009 RETIREE HEALTH INSURANCE	51,483	64,589	35,286	51,572	51,572	51,572
6008010 DISABILITY INSURANCE	128	68	58	78	78	78
6008013 HEALTH INS - RETIRE INCENTIVE	4,088	0	0	0	0	0
0000080 Employee Benefits Totals	125,208	140,002	92,163	128,590	128,590	128,590
Exp Totals for Dept: 16000000	297,065	318,918	220,180	303,748	303,748	303,748
Total for Dept: 16000000	-292,622	-317,418	-218,580	-302,248	-302,248	-302,248

REAL PROPERTY TAX SERVICES



REAL PROPERTY TAX SERVICES

MISSION STATEMENT

Real Property Tax Agency is mandated by State Real Property Tax Law, Section 1530, and is primarily responsible for coordination of assessment administration in the towns, villages and city. Under the Broome County Charter the agency also has tax enforcement and property recording duties. The agency operates with authority under the New York State Real Property Tax Laws and County Charter. Additionally, Section 1184 establishes procedures to collect back taxes through an installment program, which this department administers. Taxes are collected by this department for the following school districts: Binghamton City School, Sunrise Terrace, Chenango Valley and Susquehanna Valley; and property taxes for the following: City of Binghamton and the towns of Conklin, Dickinson, Fenton, Kirkwood, Nanticoke and Union.

DESCRIPTION

Assessment Administration - includes the production of assessor field books, tentative and final assessment rolls, annual assessors reports, annual exemption reports, computation of utility, special franchise, state land and railroad assessments for 16 towns and 3 villages, maintenance of ownership records, assessors training and support, Board of Assessment review training, and tax error investigations for 24 County municipalities.

Tax Roll and Bill Processing – includes tax corrections and refunds, special district relievis, tax roll balancing, collector input, tax rolls and bills for 16 towns, 6 villages and 17 school districts, and special district benefit rolls (450 special districts).

Foreclosure – includes title searching, legal notices, mailings, court appearances, financing accounting, property inspections, tax sale auctions, plus other enforcement duties, on the 86,000 properties in the County dealing, on average, with 800 properties per year.

Taxpayer Assistance – includes helping taxpayers with problems with assessments, correcting errors in property tax bills, problems with tax maps, problems with tax foreclosures as well as answering general assessment administration questions.

Tax Map - includes map changes by deeds including splits, combinations, filing of subdivisions, error investigations, corrections, issuing of maps to 16 towns, 7 villages, etc., sales of maps to public.

County Takings-Social Services Support – includes title searches, preparation of legal papers, vouchers, tax searches, appraisals, court appearances, and record follow-up.

Tax Collection and Investment – includes collecting, posting, balancing daily deposits and investment of collections, plus dealing with taxpayer and escrow companies' problems and reconciliation of tax warrants.

Installment Program – includes the necessary research, implementation, collections, record keeping and statistical analysis to administrate over 600 agreements and also dealing with the public, both those in the program and taxpayers wanting to enter an agreement.

Property Management – includes collection of rents, repairs to maintain the present condition of the property, and deal with tenant issues.

2015 OBJECTIVES

- Continue to assist all municipalities within Broome County with their assessment and tax collection goals. Real Property will continue to offer the service of tax collection for any municipality in the County.
- The assessment community will continue to be updated with the most current Legislation from the County along with New York State as it applies to the assessors.
- Continue to work with Information Technology transferring property ownership history documentation from DocStar to OnBase. Once completed, this transition will assist Real Property record storage space and eliminate hard copies.
- Real Property is developing a stronger relationship with the Office of Management and Budget on common goals and better communication between the departments. Currently, Real Property is working with OMB towards meeting a common goal of establishing an acceptable tax collection software program that meets our needs as a government agency. The two departments continue to work together to formulate the requirements for a software program that will have the ability to handle both current and delinquent tax collection along with other functions necessary for accurate tax collection.

2015 BUDGET HIGHLIGHTS

- The Real Property Tax Services Department will continue to ensure that residents will have the ability to pay taxes on-line with the convenience of using a credit or debit card along with e-check. Our goal for 2015 is to have the on-line payment system running smooth and seamless for the residents as prior years the process was cumbersome and encountered many issues.
- The Auction process has been restructured to include resale of the foreclosed properties in a more timely fashion along with reducing the amount of maintenance performed on the properties. These changes will equate to increased revenue for the Real Property department.
- There will be some internal restructuring within the department enabling the department to run in a more efficient manner.

17000001

REAL PROPERTY TAX SERVICES

<u>Title of Position</u>	<u>Grade/Unit</u>	<u>2013 Actuals</u>	<u>As of 7/7/2014 Current Authorized</u>	<u>2015 Requested</u>	<u>2015 Recommended</u>	<u>2015 Adopted</u>
<u>FULL TIME</u>						
Director of Real Property Tax Svcs III	H Admin	1	1	1	1	1
Assistant Director of Real Property Tax Svcs (40)	20 Admin	1	1	1	1	1
County Receiver of Taxes (40)	19 BAPA	1	1	1	1	1
Tax Map Technician (40)	18 CSEA	1	1	1	1	1
Real Property Appraiser (40)*	18 CSEA	2	2	2	2	2
Real Property Tax Services Specialist (40)	16 CSEA	1	1	1	1	1
Real Property Tax Service Assistant (40)	14 CSEA	2	1	1	1	1
Title Searcher (40)	14 CSEA	0	1	1	1	1
Senior Clerk (40)**	8 CSEA	<u>1</u>	<u>1</u>	<u>2</u>	<u>2</u>	<u>2</u>
Total Full-Time Positions		10	10	11	11	11
<u>PART TIME</u>						
Total Part-Time Positions		0	0	0	0	0
TOTAL POSITIONS		10	10	11	11	11

* One position funded for 6 months in 2015

** One position funded for 6 months in 2015

BROOME COUNTY GOVERNMENT
REVENUE AND APPROPRIATION SUMMARY BY DEPARTMENT

FUND: 1010 General Operating

DEPT: 17000000 Real Property Tax Services

Account	2013 Actuals	2014 Budget	2014 YTD Actuals As of 10/13/14	2015 Budget Requested	2015 Budget Recommended	2015 Budget Adopted
0000001 Tax Items						
5000002 GAIN FROM SALE-TAX ACQ PROPERT	959,948	925,000	785,396	925,376	925,376	925,376
5000004 INTEREST & PENAL-REAL PROP TAX	4,288	0	13,919	0	0	0
0000001 Tax Items Total	964,236	925,000	799,315	925,376	925,376	925,376
0000002 Departmental Income						
5000185 DATA PROCESSING TAX SERVICES	138,128	137,000	105,545	137,000	137,000	137,000
5000227 TITLE SEARCH FEES	238,220	226,400	175,309	227,000	227,000	227,000
5000426 MISCELLANEOUS	7,786	6,000	18,624	6,000	6,000	6,000
5000441 TAX COLLECTION FEES	202,195	176,600	131,051	185,000	185,000	185,000
0000002 Departmental Income Total	586,329	546,000	430,529	555,000	555,000	555,000
0000003 Use of Money						
5000451 INTEREST AND EARNINGS	8,012	4,000	7,937	8,000	8,000	8,000
5000460 RENTAL OF REAL PROPERTY INDIVI	120,399	9,000	76,909	50,000	50,000	50,000
0000003 Use of Money Total	128,411	13,000	84,846	58,000	58,000	58,000
0000005 Fines and Forfeitures						
5000500 FORFEITURE OF DEPOSITS	5,250	5,000	9,700	5,000	5,000	5,000
0000005 Fines and Forfeitures Total	5,250	5,000	9,700	5,000	5,000	5,000
0000006 Sale of Prop and Comp for Loss						
5000517 SALES OF REAL PROPERTY	5,000	0	11,000	0	0	0
0000006 Sale of Prop and Comp for Loss Total	5,000	0	11,000	0	0	0
0000007 Misc Interfund Revenues						
5000534 TRANSFER FROM INSURANCE RESERV	15,898	0	0	0	0	0
0000007 Misc Interfund Revenues Total	15,898	0	0	0	0	0
0000008 State Aid						
5000803 PROPERTY TAX ADMINISTRATION	12,890	11,000	12,668	11,000	11,000	11,000

REPORT:BP032

BROOME COUNTY GOVERNMENT
REVENUE AND APPROPRIATION SUMMARY BY DEPARTMENT

FUND: 1010 General Operating

DEPT: 17000000 Real Property Tax Services

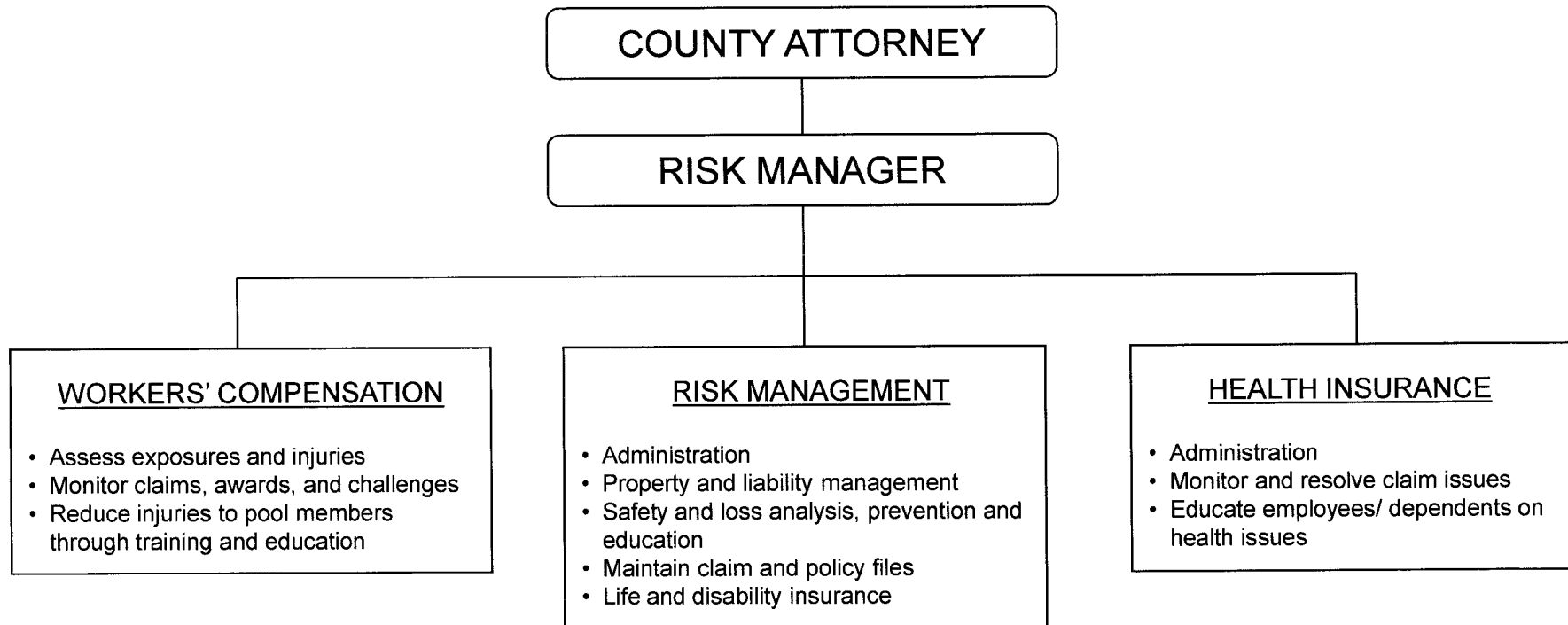
Account	2013 Actuals	2014 Budget	2014 YTD Actuals As of 10/13/14	2015 Budget Requested	2015 Budget Recommended	2015 Budget Adopted
0000008 State Aid Total	12,890	11,000	12,668	11,000	11,000	11,000
Rev Totals for Dept: 17000000	1,718,014	1,500,000	1,348,058	1,554,376	1,554,376	1,554,376
0000010 Personal Service						
6001000 SALARIES FULL-TIME	513,991	519,790	378,399	500,517	500,517	500,517
6001002 SALARIES TEMPORARY	36,551	28,245	23,904	34,132	34,132	34,132
0000010 Personal Service Totals	550,542	548,035	402,303	534,649	534,649	534,649
0000040 Contractual Expenditures						
6004010 BOOKS AND SUBSCRIPTIONS	100	300	300	400	400	400
6004012 OFFICE SUPPLIES	4,958	6,188	2,428	6,200	6,200	6,200
6004055 COMPUTER SOFTWARE AND SUPPLIES	290	0	0	0	0	0
6004056 COMPUTER EQUIPMENT(NON CAPITAL	882	0	0	0	0	0
6004100 POSTAGE AND FREIGHT	450	450	482	482	482	482
6004105 DUES AND MEMBERSHIPS	440	100	100	400	400	400
6004106 GENERAL OFFICE EXPENSES	4,588	6,300	150	5,500	5,500	5,500
6004137 ADVERTISING AND PROMOTION EXPE	9,265	11,500	2,630	11,500	11,500	11,500
6004161 TRAVEL HOTEL AND MEALS	167	300	300	0	0	0
6004162 EDUCATION AND TRAINING	650	300	300	600	600	600
6004192 SOFTWARE MAINTENANCE	26,295	26,400	23,039	24,900	24,900	24,900
6004194 SOFTWARE RENTAL	20,600	21,700	0	20,600	20,600	20,600
6004196 COPYING MACHINE RENTALS	1,533	2,415	2,233	3,100	3,100	3,100
6004200 PROPERTY LOSS	15,898	0	0	0	0	0
6004538 LEGAL CHARGES AND FEES	3,900	6,500	0	4,500	4,500	4,500
6004584 TAX ACQUIRED PROPERTY EXPENSES	43,204	30,000	35,493	45,000	45,000	45,000
0000040 Contractual Expenditures Totals	133,220	112,453	67,455	123,182	123,182	123,182
0000041 Chargeback Expenses						
6004602 INSURANCE PREMIUM CHARGEBACK	285	297	297	12,335	12,335	12,335
6004615 GASOLINE CHARGEBACK	595	1,125	390	700	700	700
6004616 FLEET SERVICE CHARGEBACK	1,890	2,231	2,231	2,231	2,231	2,231
6004619 BUILDING SERVICE CHARGEBACK	0	1,000	0	3,000	3,000	3,000

BROOME COUNTY GOVERNMENT
REVENUE AND APPROPRIATION SUMMARY BY DEPARTMENT

FUND: 1010 General Operating
DEPT: 17000000 Real Property Tax Services

Account	2013 Actuals	2014 Budget	2014 YTD Actuals As of 10/13/14	2015 Budget Requested	2015 Budget Recommended	2015 Budget Adopted
0000041 Chargeback Expenses Totals	2,770	4,653	2,918	18,266	18,266	18,266
0000060 Principal on Indebtedness						
6006008 PRINCIPAL ON CAPITAL LEASE	1,009	0	0	0	0	0
0000060 Principal on Indebtedness Totals	1,009	0	0	0	0	0
0000070 Interest on Indebtedness						
6007005 INTEREST ON CAPITAL LEASE	503	0	0	0	0	0
0000070 Interest on Indebtedness Totals	503	0	0	0	0	0
0000080 Employee Benefits						
6008001 STATE RETIREMENT	102,025	116,700	80,072	99,514	99,514	99,514
6008002 SOCIAL SECURITY	40,519	41,925	29,352	38,244	38,244	38,244
6008004 WORKERS COMPENSATION	6,556	15,192	7,596	20,514	20,514	20,514
6008006 LIFE INSURANCE	150	150	113	150	150	150
6008007 HEALTH INSURANCE	92,127	99,044	74,729	102,218	102,218	102,218
6008009 RETIREE HEALTH INSURANCE	102,722	118,317	71,385	102,290	102,290	102,290
6008010 DISABILITY INSURANCE	897	546	381	546	546	546
6008011 UNEMPLOYMENT INSURANCE	1,315	0	0	0	0	0
6008013 HEALTH INS - RETIRE INCENTIVE	3,143	0	0	0	0	0
0000080 Employee Benefits Totals	349,454	391,874	263,628	363,476	363,476	363,476
0000090 Transfers						
6009002 TRANSFER TO GRANT FUND	0	0	0	7,187	7,187	7,187
0000090 Transfers Totals	0	0	0	7,187	7,187	7,187
Exp Totals for Dept: 17000000	1,037,498	1,057,015	736,304	1,046,760	1,046,760	1,046,760
Total for Dept: 17000000	680,516	442,985	611,754	507,616	507,616	507,616

RISK AND INSURANCE



RISK & INSURANCE

Risk Management

MISSION STATEMENT

To maintain an effective program of identifying, controlling, and financing risks to the County.

DESCRIPTION

The Office of Risk and Insurance, as part of the Law Department, is responsible for: (1) risk identification through inspections and review of operations; (2) risk control through enforcement of code and regulatory requirements and recommendations for risk containment; (3) risk financing through commercial, funded, or unfunded programs; (4) transferring risk to vendors by requiring and reviewing vendor insurance; and (5) claim investigation to aid in claim denial, settlement, or defense.

The County has been self-insured since 1979 when it established a Risk Management Office by Local Law 16 of 1979.

2015 OBJECTIVES

- Reaffirm County commitment to reducing the total cost of risk through implementation of various strategies founded in the concepts of enterprise risk management.

2015 BUDGET HIGHLIGHTS

- Continuing budget with appropriate inflationary trends.

18010001
 18020001
 18030001

RISK & INSURANCE/Risk Management

<u>Title of Position</u>	<u>Grade/Unit</u>	<u>2013 Actuals</u>	<u>As of 7/7/2014 Current Authorized</u>	<u>2015 Requested</u>	<u>2015 Recommended</u>	<u>2015 Adopted</u>
<u>FULL TIME</u>						
Manager of Risk & Insurance	H Admin	1	1	1	1	1
Workers' Compensation Analyst	22 Admin	1	1	1	1	1
Claims Manager(40)	22 Admin	0	1	1	1	1
Claims Manager(37.5)	22 Admin	1	0	0	0	0
Safety Specialist	22 Admin	1	1	1	1	1
Health Insurance Analyst	18 Admin	0	0	1	1	1
Principal Account Clerk	14 Admin	1	1	0	0	0
Sr Account Clerk(40)	10 Admin	0	1	1	1	1
Sr Account Clerk(37.5)	10 Admin	<u>1</u>	<u>0</u>	<u>0</u>	<u>0</u>	<u>0</u>
Total Full-Time Positions		6	6	6	6	6
<u>PART TIME</u>						
Total Part-Time Positions		0	0	0	0	0
TOTAL POSITIONS		6	6	6	6	6

BROOME COUNTY GOVERNMENT
REVENUE AND APPROPRIATION SUMMARY BY DEPARTMENT

FUND: 2090 Self Insurance Operating
DEPT: 18000000 Risk and Insurance

Account	2013 Actuals	2014 Budget	2014 YTD Actuals As of 10/13/14	2015 Budget Requested	2015 Budget Recommended	2015 Budget Adopted
0000002 Departmental Income						
5000229 BCC CHARGES	66,207	75,049	75,049	68,734	68,734	68,734
5000300 WORKERS COMP ADMINISTRATION	186,413	186,145	0	199,144	199,144	199,144
5000301 HEALTH CARE ADMINISTRATION	110,615	104,356	0	167,775	167,775	167,775
5000306 INSURANCE CHARGEBACK	973,656	983,485	668,479	978,649	978,649	978,649
5000320 COUNTY CONTRIBUTION	147,051	95,427	71,470	92,811	92,811	92,811
5000406 ACTIVE EMPLOYEE CONTRIBUTION	197,281	118,310	89,257	115,848	115,848	115,848
0000002 Departmental Income Total	1,681,223	1,562,772	904,255	1,622,961	1,622,961	1,622,961
0000003 Use of Money						
5000451 INTEREST AND EARNINGS	7,152	8,125	2,017	2,900	2,900	2,900
0000003 Use of Money Total	7,152	8,125	2,017	2,900	2,900	2,900
0000006 Sale of Prop and Comp for Loss						
5000520 INSURANCE RECOVERIES	165,114	53,928	16,766	39,545	39,545	39,545
0000006 Sale of Prop and Comp for Loss Total	165,114	53,928	16,766	39,545	39,545	39,545
0000007 Misc Interfund Revenues						
5000530 REFUNDS OF PRIOR YEARS EXPENDI	1,166	9,628	20,472	5,670	5,670	5,670
5000534 TRANSFER FROM INSURANCE RESERV	0	482,485	0	450,185	450,185	450,185
0000007 Misc Interfund Revenues Total	1,166	492,113	20,472	455,855	455,855	455,855
Rev Totals for Dept: 18000000	1,854,655	2,116,938	943,510	2,121,261	2,121,261	2,121,261
0000010 Personal Service						
6001000 SALARIES FULL-TIME	325,855	330,663	216,617	334,525	334,525	334,525
6001002 SALARIES TEMPORARY	33,014	7,824	4,197	11,097	11,097	11,097
0000010 Personal Service Totals	358,869	338,487	220,814	345,622	345,622	345,622

REPORT:BP032

BROOME COUNTY GOVERNMENT
REVENUE AND APPROPRIATION SUMMARY BY DEPARTMENT

FUND: 2090 Self Insurance Operating
DEPT: 18000000 Risk and Insurance

Account	2013 Actuals	2014 Budget	2014 YTD Actuals As of 10/13/14	2015 Budget Requested	2015 Budget Recommended	2015 Budget Adopted
0000040 Contractual Expenditures						
6004010 BOOKS AND SUBSCRIPTIONS	551	400	240	400	400	400
6004012 OFFICE SUPPLIES	876	1,000	300	1,000	1,000	1,000
6004045 TRAINING AND EDUCATIONAL SUPPL	25	500	0	500	500	500
6004054 SAFETY SUPPLIES	438	2,000	0	2,000	2,000	2,000
6004056 COMPUTER EQUIPMENT(NON CAPITAL	580	0	0	0	0	0
6004105 DUES AND MEMBERSHIPS	200	350	0	350	350	350
6004106 GENERAL OFFICE EXPENSES	127	250	133	250	250	250
6004160 MILEAGE AND PARKING-LOCAL	136	50	58	100	100	100
6004161 TRAVEL HOTEL AND MEALS	911	0	0	0	0	0
6004162 EDUCATION AND TRAINING	1,560	0	265	300	300	300
6004169 DAY TRIP MEAL REIMBURSEMENT	32	68	0	68	68	68
6004196 COPYING MACHINE RENTALS	1,271	1,300	1,338	1,400	1,400	1,400
6004200 PROPERTY LOSS	304,636	210,000	54,297	210,000	210,000	210,000
6004201 INSURANCE PREMIUMS	206,321	402,125	18,827	366,947	366,947	366,947
6004203 INSURANCE CLAIMS	-396,436	400,000	36,315	375,302	375,302	375,302
6004204 COMPENSATION CLAIMS	135,919	10,000	14,712	10,000	10,000	10,000
6004402 LAB SERVICES	12,543	13,000	8,957	13,500	13,500	13,500
6004569 CLAIMS ADMINISTRATION	11,750	0	0	0	0	0
6004573 OTHER FEES FOR SERVICES	20,211	50,000	9,051	50,000	50,000	50,000
6004597 DISABILITY INSURANCE PREMIUMS	157,234	218,000	155,011	218,000	218,000	218,000
0000040 Contractual Expenditures Totals	458,885	1,309,043	299,504	1,250,117	1,250,117	1,250,117
0000041 Chargeback Expenses						
6004601 INDIRECT COSTS	210,076	205,076	0	218,205	218,205	218,205
6004602 INSURANCE PREMIUM CHARGEBACK	570	766	766	188	188	188
6004605 COUNTY ATTORNEY CHARGEBACKS	3,434	6,125	385	6,125	6,125	6,125
6004606 TELEPHONE BILLING ACCOUNT	0	0	0	4,463	4,463	4,463
6004609 DATA PROCESSING CHARGEBACKS	0	15,588	7,589	16,466	16,466	16,466
6004610 PERSONAL SERVICES CHARGEBACKS	26,000	26,000	0	26,000	26,000	26,000
6004614 OTHER CHARGEBACK EXPENSES	0	0	0	207	207	207
6004615 GASOLINE CHARGEBACK	0	375	0	0	0	0
6004617 DUPLICATING/PRINTING CHARGEBAC	0	0	0	1,150	1,150	1,150
6004618 OFFICE SUPPLIES CHARGEBACK	0	0	0	1,700	1,700	1,700
0000041 Chargeback Expenses Totals	240,080	253,930	8,740	274,504	274,504	274,504
0000080 Employee Benefits						
6008001 STATE RETIREMENT	51,883	57,312	52,456	62,512	62,512	62,512
6008002 SOCIAL SECURITY	25,973	25,894	15,657	26,440	26,440	26,440

BROOME COUNTY GOVERNMENT
 REVENUE AND APPROPRIATION SUMMARY BY DEPARTMENT

FUND: 2090 Self Insurance Operating
 DEPT: 18000000 Risk and Insurance

Account	2013 Actuals	2014 Budget	2014 YTD Actuals As of 10/13/14	2015 Budget Requested	2015 Budget Recommended	2015 Budget Adopted
6008004 WORKERS COMPENSATION	2,046	2,021	1,011	1,822	1,822	1,822
6008006 LIFE INSURANCE	94	90	67	90	90	90
6008007 HEALTH INSURANCE	59,433	62,867	57,169	91,608	91,608	91,608
6008008 OPEB - HEALTH INSURANCE	-2,471	0	0	0	0	0
6008009 RETIREE HEALTH INSURANCE	54,900	67,294	42,703	68,546	68,546	68,546
0000080 Employee Benefits Totals	191,858	215,478	169,063	251,018	251,018	251,018
Exp Totals for Dept: 18000000	1,249,692	2,116,938	698,121	2,121,261	2,121,261	2,121,261
Total for Dept: 18000000	604,963	0	245,389	0	0	0

RISK & INSURANCE**Health Insurance****MISSION STATEMENT**

To provide a cost effective alternative to commercial health insurance for eligible current and former County employees.

DESCRIPTION

The health insurance fund (established by Resolution 81-298) is an internal services fund providing for claims administrations, in-patient and outpatient medical costs, and prescription coverage.

2015 OBJECTIVES

- Continue exploring cost savings through increased administrative efficiency.

2015 BUDGET HIGHLIGHTS

- Continuing budget with appropriate inflationary trends.
- Upgrade the position of Principal Account Clerk to Health Insurance Analyst created to administer issues related to the Affordable Care Act.

BROOME COUNTY GOVERNMENT
REVENUE AND APPROPRIATION SUMMARY BY DEPARTMENT

FUND: 2080 Health Insurance Operating
DEPT: 18000000 Risk and Insurance

Account	2013 Actuals	2014 Budget	2014 YTD Actuals As of 10/13/14	2015 Budget Requested	2015 Budget Recommended	2015 Budget Adopted
0000002 Departmental Income						
5000229 BCC CHARGES	7,863,691	8,243,680	6,163,690	8,368,026	8,368,026	8,368,026
5000320 COUNTY CONTRIBUTION	27,908,795	30,284,951	22,217,426	29,891,032	29,891,032	29,891,032
5000406 ACTIVE EMPLOYEE CONTRIBUTION	3,516,796	4,121,488	3,135,232	4,028,924	4,028,924	4,028,924
5000407 RETIREE CONTRIBUTION	1,763,051	1,810,804	1,374,658	1,858,372	1,858,372	1,858,372
5000408 SURVIVOR & VESTED CONTRIBUTION	250,533	320,160	193,295	260,256	260,256	260,256
5000409 COBRA CONTRIBUTION	48,869	38,034	13,268	41,272	41,272	41,272
0000002 Departmental Income Total	41,351,735	44,819,117	33,097,569	44,447,882	44,447,882	44,447,882
0000003 Use of Money						
5000451 INTEREST AND EARNINGS	16,887	16,000	4,430	6,200	6,200	6,200
0000003 Use of Money Total	16,887	16,000	4,430	6,200	6,200	6,200
0000007 Misc Interfund Revenues						
5000530 REFUNDS OF PRIOR YEARS EXPENDI	-1,406	0	22,670	0	0	0
5000542 PRESCRIPTION REBATES	939,090	950,000	1,146	950,000	950,000	950,000
0000007 Misc Interfund Revenues Total	937,684	950,000	23,816	950,000	950,000	950,000
0000009 Federal Aid						
5000958 PART D MEDICARE CREDITS	770,000	760,000	3,279	0	0	0
5000959 EGWP SUBSIDY	0	1,110,000	415,855	1,000,000	1,000,000	1,000,000
0000009 Federal Aid Total	770,000	1,870,000	419,134	1,000,000	1,000,000	1,000,000
Rev Totals for Dept: 18000000	43,076,306	47,655,117	33,544,949	46,404,082	46,404,082	46,404,082
0000040 Contractual Expenditures						
6004010 BOOKS AND SUBSCRIPTIONS	0	199	0	199	199	199
6004012 OFFICE SUPPLIES	730	950	837	950	950	950
6004105 DUES AND MEMBERSHIPS	0	100	100	100	100	100
6004150 CASE ASSESSMENT	244,045	236,536	174,023	238,991	238,991	238,991
6004161 TRAVEL HOTEL AND MEALS	0	1,500	1,061	1,500	1,500	1,500

REPORT:BP032

BROOME COUNTY GOVERNMENT
REVENUE AND APPROPRIATION SUMMARY BY DEPARTMENT

FUND: 2080 Health Insurance Operating
DEPT: 18000000 Risk and Insurance

Account	2013 Actuals	2014 Budget	2014 YTD Actuals As of 10/13/14	2015 Budget Requested	2015 Budget Recommended	2015 Budget Adopted
6004168 OTHER PERSONAL EXPENSES	1,188	1,188	594	0	0	0
6004207 PRESCRIPTION DRUGS	12,489,089	14,083,260	10,283,270	14,316,065	14,316,065	14,316,065
6004208 MEDICAL CARE	8,152,989	9,526,060	6,378,428	9,270,056	9,270,056	9,270,056
6004209 HOSPITAL CARE	11,583,126	13,533,877	8,905,748	12,912,127	12,912,127	12,912,127
6004211 PART C PREMIUMS	1,031,751	1,294,524	892,431	1,360,380	1,360,380	1,360,380
6004257 SERVICES TO PARTICIPANTS	9,091,410	10,054,620	6,774,205	9,988,439	9,988,439	9,988,439
6004403 MEDICARE CREDITS	124,639	127,670	8,809	10,296	10,296	10,296
6004503 ACTUARY CONSULTANT	56,250	100,000	23,500	100,000	100,000	100,000
6004507 ACA PCORI FEE	4,175	8,600	8,460	9,788	9,788	9,788
6004508 ACA REINSURANCE FEE	0	270,900	0	213,400	213,400	213,400
6004569 CLAIMS ADMINISTRATION	664,255	749,895	642,186	909,120	909,120	909,120
6004573 OTHER FEES FOR SERVICES	54,720	54,720	36,936	49,248	49,248	49,248
0000040 Contractual Expenditures Totals	43,498,367	50,044,599	34,130,588	49,380,659	49,380,659	49,380,659
0000041 Chargeback Expenses						
6004605 COUNTY ATTORNEY CHARGEBACKS	4,275	35,000	648	35,000	35,000	35,000
6004610 PERSONAL SERVICES CHARGEBACKS	146,825	146,133	0	170,948	170,948	170,948
6004614 OTHER CHARGEBACK EXPENSES	4,000	4,000	0	4,000	4,000	4,000
0000041 Chargeback Expenses Totals	155,100	185,133	648	209,948	209,948	209,948
Exp Totals for Dept: 18000000	43,653,467	50,229,732	34,131,236	49,590,607	49,590,607	49,590,607
Total for Dept: 18000000	-577,161	-2,574,615	-586,287	-3,186,525	-3,186,525	-3,186,525

RISK & INSURANCE

Workers' Compensation

MISSION STATEMENT

To provide a professionally managed Workers' Compensation program for Broome County and participating municipalities in accordance with Local Laws 1-1956 & 10-1974.

DESCRIPTION

- Provides claims administration and pays all Workers' Compensation indemnity and medical claims as well as state assessments.
- Processes all requests for coverage under the 207-C General Municipal Law arranges hearings and reviews determinations when appropriate.
- Processes claims for the County as well as 14 participating municipalities. Cost for the County and participating municipalities are levied by Resolution.
- It is accounted for as an Internal Service Fund and was established in 1956 by Local Law 1 of 1956.

2015 OBJECTIVES

- Review of safety program including prevention and post accident review. Monitor departments closely for chronic injuries or dramatic increases in injuries. Increase use of vocational rehabilitation services to assist permanently injured employees in returning to gainful employment.
- Utilize newly implemented Medical Treatment Guidelines to provide the appropriate medical care to the claimants and control costs.
- Keep updated on all proposed legislation that may have a financial impact on our program.

2015 BUDGET HIGHLIGHTS

- Workers' Compensation Average Weekly Wage Change resulting in an increase in the maximum benefit from \$803.21 per week to \$808.65 per week effective 7/1/14. The weekly maximum rate has increased from \$400 per week to \$808.65 per week since 2007. The Workers' Compensation Board also increased the minimum weekly rate from \$100 per week to \$150 per week effective 5/1/13. This change will result in increased costs to the County departments who employ seasonal and part time workers.
- Workers' Compensation reform mandating settlements within two years of a claim (for any cases after 7/07) resulting in the greater possibility of large payments of indemnity over a shorter period of time.
- New reform possibly increasing the medical fee schedule for reimbursement to providers. The percentage of the increase is not known at this time but will become effective in 2015. This reform will result in increased costs to the Broome County Plan.

REPORT:BP032

BROOME COUNTY GOVERNMENT
REVENUE AND APPROPRIATION SUMMARY BY DEPARTMENT

FUND: 2100 Workers Comp Operating
DEPT: 18000000 Risk and Insurance

Account	2013 Actuals	2014 Budget	2014 YTD Actuals As of 10/13/14	2015 Budget Requested	2015 Budget Recommended	2015 Budget Adopted
0000002 Departmental Income						
5000229 BCC CHARGES	253,149	256,020	256,020	264,840	264,840	264,840
5000300 WORKERS COMP ADMINISTRATION	21,222	29,000	0	16,500	16,500	16,500
5000320 COUNTY CONTRIBUTION	2,123,311	2,181,327	1,101,542	2,287,377	2,287,377	2,287,377
5000334 WORKERS COMPENSATION - OTHER G	84,888	145,000	0	82,500	82,500	82,500
5000405 PARTICIPANTS ASSESSMENTS	716,028	694,486	694,487	668,955	668,955	668,955
0000002 Departmental Income Total	3,198,598	3,305,833	2,052,049	3,320,172	3,320,172	3,320,172
0000003 Use of Money						
5000451 INTEREST AND EARNINGS	5,053	5,250	1,457	2,250	2,250	2,250
0000003 Use of Money Total	5,053	5,250	1,457	2,250	2,250	2,250
0000007 Misc Interfund Revenues						
5000530 REFUNDS OF PRIOR YEARS EXPENDI	231,568	215,000	275,674	215,000	215,000	215,000
5000534 TRANSFER FROM INSURANCE RESERV	0	200,000	0	200,000	200,000	200,000
0000007 Misc Interfund Revenues Total	231,568	415,000	275,674	415,000	415,000	415,000
Rev Totals for Dept: 18000000	3,435,219	3,726,083	2,329,180	3,737,422	3,737,422	3,737,422
0000040 Contractual Expenditures						
6004010 BOOKS AND SUBSCRIPTIONS	72	85	75	85	85	85
6004012 OFFICE SUPPLIES	0	200	0	200	200	200
6004041 PHOTOGRAPHIC SUPPLIES	0	100	0	100	100	100
6004048 MISC OPERATIONAL SUPPLIES	80	250	72	250	250	250
6004054 SAFETY SUPPLIES	0	335	0	335	335	335
6004100 POSTAGE AND FREIGHT	0	75	0	75	75	75
6004105 DUES AND MEMBERSHIPS	55	55	55	55	55	55
6004106 GENERAL OFFICE EXPENSES	0	250	0	250	250	250
6004150 CASE ASSESSMENT	33,075	34,729	23,152	36,466	36,466	36,466
6004161 TRAVEL HOTEL AND MEALS	850	850	593	938	938	938
6004204 COMPENSATION CLAIMS	1,217,087	1,320,000	1,047,399	1,276,900	1,276,900	1,276,900
6004205 MEDICAL CARE AND TREATMENT-COM	692,544	925,000	621,872	925,000	925,000	925,000
6004206 STATE WORKERS COMP ASSESSMENT	518,149	575,000	147,550	495,000	495,000	495,000

BROOME COUNTY GOVERNMENT
 REVENUE AND APPROPRIATION SUMMARY BY DEPARTMENT

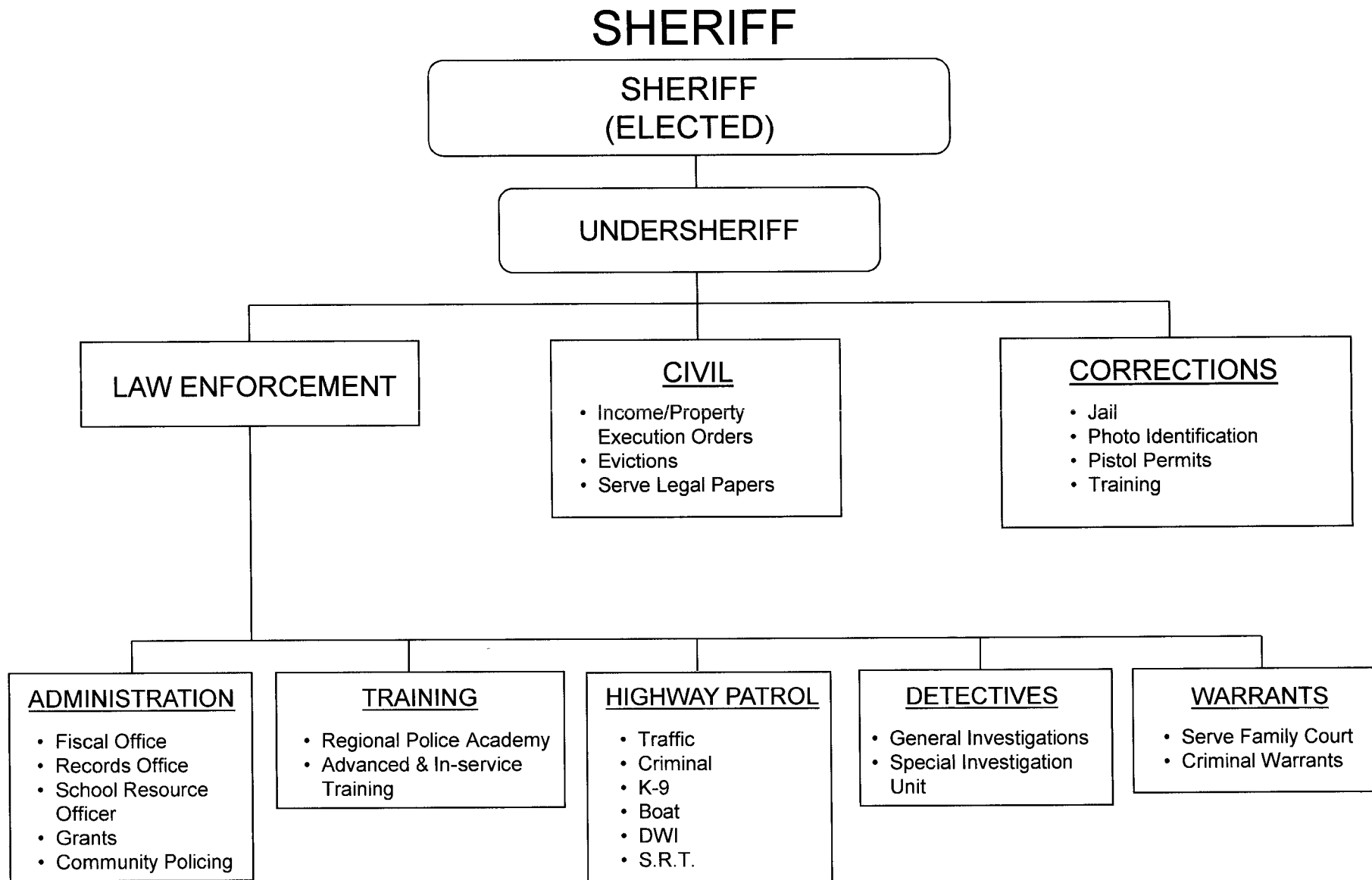
FUND: 2100 Workers Comp Operating
 DEPT: 18000000 Risk and Insurance

Account	2013 Actuals	2014 Budget	2014 YTD Actuals As of 10/13/14	2015 Budget Requested	2015 Budget Recommended	2015 Budget Adopted
6004210 SETTLEMENT PAYMENTS	90,000	175,000	60,000	175,000	175,000	175,000
6004538 LEGAL CHARGES AND FEES	14,634	33,000	13,281	31,000	31,000	31,000
6004569 CLAIMS ADMINISTRATION	46,809	86,198	86,198	90,750	90,750	90,750
6004573 OTHER FEES FOR SERVICES	5,934	23,577	12,155	40,862	40,862	40,862
6004582 JUDGEMENTS AND CLAIMS	393,093	325,000	240,779	450,000	450,000	450,000
0000040 Contractual Expenditures Totals	3,012,382	3,499,704	2,253,181	3,523,266	3,523,266	3,523,266
0000041 Chargeback Expenses						
6004601 INDIRECT COSTS	0	5,000	0	5,000	5,000	5,000
6004604 DPW SECURITY CHARGEBACKS	3,866	21,423	7,175	0	0	0
6004610 PERSONAL SERVICES CHARGEBACKS	186,413	186,146	0	199,144	199,144	199,144
6004614 OTHER CHARGEBACK EXPENSES	9,998	13,810	4,989	10,012	10,012	10,012
0000041 Chargeback Expenses Totals	200,277	226,379	12,164	214,156	214,156	214,156
0000080 Employee Benefits						
6008005 WORKERS COMP LT LIABILITY	2,621,966	0	0	0	0	0
0000080 Employee Benefits Totals	2,621,966	0	0	0	0	0
Exp Totals for Dept: 18000000	5,834,625	3,726,083	2,265,345	3,737,422	3,737,422	3,737,422
Total for Dept: 18000000	-2,399,406	0	63,835	0	0	0

THIS PAGE IS
INTENTIONALLY LEFT BLANK

PUBLIC SAFETY

<u>DEPARTMENT/DIVISION</u>	<u>PAGE</u>
Sheriff	
Corrections	156
Law Enforcement	163
Emergency Services	
Operations	170
911—Emergency Services	175
Medical Training	181
Probation	
Probation	185
Family Services Unit	191
Security	195
STOP-DWI	202



**SHERIFF
Corrections**

MISSION STATEMENT

The Corrections Division is required to comply with NYS Correction Law, Title IX of Executive Law Part 7000 (NYSCOC Minimum Standards) and NYS Sheriff's Association Accreditation Standards. The Corrections Division shall operate in compliance with applicable Federal laws and both Federal and NYS case law.

DESCRIPTION

The Corrections Division operates the Broome County Sheriff's Correctional Facility located at 155 Lt. VanWinkle Dr., Binghamton, NY. Inmate supervision is accomplished through "direct supervision" management requiring Corrections Officers to constantly intermingle with offenders. This management concept has resulted in lower costs to the County in terms of vandalism, injuries and other factors associated with jail operations.

Facility capacity is currently 536 beds.

2015 OBJECTIVES

The Sheriff's Office has requested the following enhancements to the 2015 Budget:

- Continue to increase effectiveness of the Corrections Division through: Federal and NYS case law.
- Continue the use of double celling to control costs.
- Use of cell space to generate revenue through the US Marshals Service and INS.
- Continued tracking of NYS reimbursement and compliance with law regarding the reimbursements and removal from County custody of State-Ready inmates.

- Continue internal programs to impact local criminal recidivism while maintaining current budgetary spending.

2015 BUDGET HIGHLIGHTS

- Maintain current spending trend, while continuing to generate revenue to offset operational cost.
- Continue to work with New York State OMH, looking for ways to improve our efficiencies with mentally ill inmates who need hospitalizations.

23010003

SHERIFF/Corrections

<u>Title of Position</u>	<u>Grade/Unit</u>	<u>2013 Actuals</u>	<u>As of 7/7/2014 Current Authorized</u>	<u>2015 Requested</u>	<u>2015 Recommended</u>	<u>2015 Adopted</u>
<u>FULL TIME</u>						
Correction Major	28 BAPA	1	1	1	1	1
Correction Captain	26 BAPA	1	1	1	1	1
Correction Lieutenant	AFSCME	5	5	5	5	5
Correction Sergeant	AFSCME	16	16	16	16	16
Correction Officer *	AFSCME	138	138	138	138	138
Inmate Records Clerk	10 CSEA	1	1	1	1	1
Keyboard Specialist	8 CSEA	1	2	2	2	2
Clerk	6 CSEA	2	1	1	1	1
Laundry Worker	6 CSEA	1	1	1	1	1
Library Clerk	5 CSEA	<u>1</u>	<u>1</u>	<u>1</u>	<u>1</u>	<u>1</u>
Total Full-Time Positions		167	167	167	167	167
<u>PART TIME</u>						
Chaplain	NA	<u>2</u>	<u>2</u>	<u>2</u>	<u>2</u>	<u>2</u>
Total Part-Time Positions		2	2	2	2	2
TOTAL POSITIONS		169	169	169	169	169

* One position unfunded since 2012

BROOME COUNTY GOVERNMENT
 REVENUE AND APPROPRIATION SUMMARY
 BY DEPARTMENT AND DIVISION

FUND: 1010 General Operating
 DEPT: 23000000 Sheriff
 DIV: 01 Sheriff-Corrections

Account	2013 Actuals	2014 Budget	2014 YTD Actuals As of 10/13/14	2015 Budget Requested	2015 Budget Recommended	2015 Budget Adopted
23000000 Sheriff						
0000002 Departmental Income						
5000114 SHERIFF ID FEES	7,950	10,000	6,365	9,000	9,000	9,000
5000208 RESTITUTION/REPARATION SURCHAR	5,957	7,000	5,040	7,000	7,000	7,000
5000323 OTHER LOCAL GOVERNMENTS	12,070	3,000	195,670	5,100	5,100	5,100
0000002 Departmental Income Totals	25,977	20,000	207,075	21,100	21,100	21,100
0000004 Licenses and Permits						
5000480 PISTOL PERMITS	42,611	40,000	29,452	40,000	40,000	40,000
0000004 Licenses and Permits Totals	42,611	40,000	29,452	40,000	40,000	40,000
0000007 Misc Interfund Revenues						
5000530 REFUNDS OF PRIOR YEARS EXPENDI	0	0	457	0	0	0
5000534 TRANSFER FROM INSURANCE RESERV	43,837	15,371	22,780	0	0	0
5000546 Trust Account Inflows	173,256	0	0	0	0	0
0000007 Misc Interfund Revenues Totals	217,093	15,371	23,237	0	0	0
0000008 State Aid						
5000808 OTHER STATE AID	1,400	0	4,571	1,500	1,500	1,500
5000816 FELONY PRISONERS	22,501	10,000	9,709	19,000	19,000	19,000
5000853 MEDICAL ASSISTANCE	25,481	0	0	0	0	0
0000008 State Aid Totals	49,382	10,000	14,280	20,500	20,500	20,500
0000009 Federal Aid						
5000922 OTHER FEDERAL AID	56,000	44,000	36,800	56,000	56,000	56,000
5000923 MEDICAL ASSISTANCE	25,482	0	0	0	0	0
5000948 U. S. MARSHALL JAIL FACILITY	302,564	450,000	274,989	436,000	436,000	436,000
0000009 Federal Aid Totals	384,046	494,000	311,789	492,000	492,000	492,000
Rev Total for Div: 2301	719,109	579,371	585,833	573,600	573,600	573,600

REPORT:BP033

BROOME COUNTY GOVERNMENT
REVENUE AND APPROPRIATION SUMMARY
BY DEPARTMENT AND DIVISION

FUND: 1010 General Operating
DEPT: 23000000 Sheriff
DIV: 01 Sheriff-Corrections

Account	2013 Actuals	2014 Budget	2014 YTD Actuals As of 10/13/14	2015 Budget Requested	2015 Budget Recommended	2015 Budget Adopted
0000010 Personal Service						
6001000 SALARIES FULL-TIME	9,513,883	10,200,103	7,316,876	10,240,354	10,240,354	10,240,354
6001001 SALARIES PART-TIME	13,015	27,311	9,463	27,175	27,175	27,175
6001002 SALARIES TEMPORARY	44,869	59,573	56,498	48,453	48,453	48,453
6001003 SALARIES OVERTIME	1,316,920	1,442,019	890,956	1,320,000	1,320,000	1,320,000
6001004 SALARIES SHIFT DIFFERENTIAL	143,854	145,000	104,798	145,000	145,000	145,000
6001005 DISABILITY 207C	5,751	185,582	41,162	61,860	61,860	61,860
6001008 STAND-BY PAY	1,755	0	465	0	0	0
6001009 OTHER PERSONNEL SERVICES	32,450	35,400	950	36,000	36,000	36,000
6001012 HOLIDAY OVERTIME PAY	528,699	520,000	271,258	530,000	530,000	530,000
0000010 Personal Service Totals	11,601,196	12,614,988	8,692,426	12,408,842	12,408,842	12,408,842
0000020 Equipment and Capital Outlay						
6002503 COMPUTER EQUIPMENT	0	14,663	9,813	0	0	0
0000020 Equipment and Capital Outlay Totals	0	14,663	9,813	0	0	0
0000040 Contractual Expenditures						
6004010 BOOKS AND SUBSCRIPTIONS	9,092	1,000	15	1,000	1,000	1,000
6004012 OFFICE SUPPLIES	14,632	15,000	7,300	15,000	15,000	15,000
6004021 BLDG MAINTENANCE SUPPLIES	2,842	10,000	2,417	10,000	10,000	10,000
6004023 BLDG AND GROUNDS SUPPLIES	9,268	18,225	6,602	17,500	17,500	17,500
6004032 HSLD LAUNDRY & CLEANING SUPPLI	52,509	51,050	43,966	50,000	50,000	50,000
6004033 CLOTHING AND INMATE SUPPLIES	67,533	62,092	63,150	60,000	60,000	60,000
6004041 PHOTOGRAPHIC SUPPLIES	7,898	3,500	1,914	2,000	2,000	2,000
6004044 QUARTERMASTER SUPPLIES	12,995	15,000	11,260	15,000	15,000	15,000
6004045 TRAINING AND EDUCATIONAL SUPPL	2,725	32,792	25,617	20,000	20,000	20,000
6004046 GAS OIL GREASE AND DIESEL FUEL	540	4,817	1,651	4,000	4,000	4,000
6004048 MISC OPERATIONAL SUPPLIES	12,702	15,504	8,948	15,000	15,000	15,000
6004053 RECREATIONAL AND ACTIVITY SUPP	0	200	0	200	200	200
6004055 COMPUTER SOFTWARE AND SUPPLIES	5,069	5,000	0	5,000	5,000	5,000
6004056 COMPUTER EQUIPMENT (NON CAPITAL	2,913	6,000	0	6,000	6,000	6,000
6004061 ENVIRONMENTAL HEALTH SUPPLIES	3,160	4,000	0	4,000	4,000	4,000
6004062 MEDICAL LAB & CLINIC SUPPLIES	2,702	3,316	3,555	3,100	3,100	3,100
6004063 PRESCRIPTION DRUGS	0	3,000	0	3,000	3,000	3,000
6004100 POSTAGE AND FREIGHT	49	200	0	200	200	200
6004105 DUES AND MEMBERSHIPS	3,275	3,370	75	3,370	3,370	3,370
6004106 GENERAL OFFICE EXPENSES	455	540	455	290	290	290
6004117 BUILDING AND GROUNDS EXPENSES	23,830	26,250	20,164	26,070	26,070	26,070
6004121 LAUNDRY AND DRY CLEANING EXPEN	11,531	16,710	9,160	15,000	15,000	15,000

BROOME COUNTY GOVERNMENT
 REVENUE AND APPROPRIATION SUMMARY
 BY DEPARTMENT AND DIVISION

FUND: 1010 General Operating
 DEPT: 23000000 Sheriff
 DIV: 01 Sheriff-Corrections

Account	2013 Actuals	2014 Budget	2014 YTD Actuals As of 10/13/14	2015 Budget Requested	2015 Budget Recommended	2015 Budget Adopted
6004123 MEDICAL HOSPITAL AND LAB EXPEN	-453	1,500	10,514	1,500	1,500	1,500
6004124 INMATE EXPENSE-OTHER FACILITIE	18,880	120,000	0	120,000	120,000	120,000
6004125 RELIGIOUS EXPENSES	72,099	72,099	54,074	77,146	77,146	77,146
6004131 PHOTOGRAPHIC EXPENSES	0	100	0	100	100	100
6004136 OPERATIONAL EQUIPMENT REPAIRS	4,861	6,140	2,467	6,000	6,000	6,000
6004138 OTHER OPERATIONAL EXPENSES	0	12,600	3,402	11,000	11,000	11,000
6004139 Trust Account Outflows	7,160	0	0	0	0	0
6004161 TRAVEL HOTEL AND MEALS	2,577	2,000	1,067	2,000	2,000	2,000
6004162 EDUCATION AND TRAINING	955	2,000	261	2,000	2,000	2,000
6004165 ADVISORY BD/TRUSTEES EXPENSES	507	1,000	391	1,000	1,000	1,000
6004168 OTHER PERSONAL EXPENSES	255	300	224	300	300	300
6004169 DAY TRIP MEAL REIMBURSEMENT	3,798	3,500	2,830	3,500	3,500	3,500
6004192 SOFTWARE MAINTENANCE	9,029	13,778	2,031	6,000	6,000	6,000
6004196 COPYING MACHINE RENTALS	4,597	5,880	6,044	7,476	7,476	7,476
6004200 PROPERTY LOSS	22,135	14,130	21,464	0	0	0
6004203 INSURANCE CLAIMS	21,702	1,241	1,316	0	0	0
6004402 LAB SERVICES	0	500	0	500	500	500
6004406 MEDICAL AND HOSPITAL SERVICES	367,399	230,000	135,802	230,000	230,000	230,000
6004411 PHYSICIAN SERVICES	9,625	18,874	9,000	18,000	18,000	18,000
6004413 OTHER HEALTH AND MEDICAL SERVI	2,786,763	2,990,920	2,319,298	3,023,345	3,023,345	3,023,345
6004573 OTHER FEES FOR SERVICES	256	3,000	75	3,000	3,000	3,000
6004593 OTHER GOVERNMENTS PAYMENTS	469,569	600,000	187,382	600,000	600,000	600,000
0000040 Contractual Expenditures Totals	4,047,434	4,397,128	2,963,891	4,388,597	4,388,597	4,388,597
0000041 Chargeback Expenses						
6004603 FOOD SERVICE CHARGEBACK SPECIA	0	0	5	0	0	0
6004609 DATA PROCESSING CHARGEBACKS	25,000	25,000	12,500	25,000	25,000	25,000
6004614 OTHER CHARGEBACK EXPENSES	58,529	56,313	23,675	57,435	57,435	57,435
6004625 FOOD SERVICE CHARGEBACKS	1,656,275	1,857,672	1,046,082	1,717,446	1,717,446	1,717,446
0000041 Chargeback Expenses Totals	1,739,804	1,938,985	1,082,262	1,799,881	1,799,881	1,799,881
0000060 Principal on Indebtedness						
6006008 PRINCIPAL ON CAPITAL LEASE	1,895	0	0	0	0	0
0000060 Principal on Indebtedness Totals	1,895	0	0	0	0	0
0000070 Interest on Indebtedness						
6007005 INTEREST ON CAPITAL LEASE	131	0	0	0	0	0

REPORT:BP033

BROOME COUNTY GOVERNMENT
REVENUE AND APPROPRIATION SUMMARY
BY DEPARTMENT AND DIVISION

FUND: 1010 General Operating

DEPT: 23000000 Sheriff

DIV: 01 Sheriff-Corrections

Account	2013 Actuals	2014 Budget	2014 YTD Actuals As of 10/13/14	2015 Budget Requested	2015 Budget Recommended	2015 Budget Adopted
0000070 Interest on Indebtedness Totals	131	0	0	0	0	0
0000080 Employee Benefits						
6008001 STATE RETIREMENT	2,451,808	2,712,659	1,919,873	2,608,453	2,608,453	2,608,453
6008002 SOCIAL SECURITY	855,670	950,867	634,054	955,112	955,112	955,112
6008004 WORKERS COMPENSATION	251,035	277,868	138,934	316,998	316,998	316,998
6008006 LIFE INSURANCE	2,400	2,490	1,833	2,505	2,505	2,505
6008007 HEALTH INSURANCE	1,892,358	2,123,859	1,565,685	2,022,119	2,022,119	2,022,119
6008009 RETIREE HEALTH INSURANCE	548,596	619,623	430,833	707,091	707,091	707,091
6008010 DISABILITY INSURANCE	20,401	18,006	13,030	21,172	21,172	21,172
6008011 UNEMPLOYMENT INSURANCE	6,734	0	0	0	0	0
6008013 HEALTH INS - RETIRE INCENTIVE	19,072	0	0	0	0	0
0000080 Employee Benefits Totals	6,048,074	6,705,372	4,704,242	6,633,450	6,633,450	6,633,450
0000090 Transfers						
6009002 TRANSFER TO GRANT FUND	0	42,831	42,830	9,643	9,643	9,643
0000090 Transfers Totals	0	42,831	42,830	9,643	9,643	9,643
Exp Total for Div: 2301	23,438,534	25,713,967	17,495,464	25,240,413	25,240,413	25,240,413
Total for Div: 23000000	-22,719,425	-25,134,596	-16,909,631	-24,666,813	-24,666,813	-24,666,813

SHERIFF

Law Enforcement includes:

- **Administration**
- **Highway Patrol**
- **Training & Crime Prevention**
- **Detectives Unit**
- **Civil Division**

MISSION STATEMENT

The Office of the Sheriff, in order to meet its responsibilities to the public, establishes the following as a statement of commitment. It is the mission of the Office of the Sheriff to:

- Enforce, fairly and impartially, all duly constituted laws of the State of New York and the County of Broome.
- Investigate, identify, apprehend and assist in the prosecution of offenders using modern police methods and technologies.
- Respond quickly, efficiently and professionally to all reported crimes, emergencies, disasters and any other situation required by the public.
- Securely, safely and humanely keep all prisoners committed to the custody of the Sheriff, and to offer those offenders opportunities for self-improvement.
- Offer all employees the ability to improve their performance and experience through professional training while providing the public opportunities of involvement and education.
- Promulgate a safe work environment within the confines of the nature of the work.
- Cooperate with surrounding police and correctional agencies in training and enforcement in order to create an improved criminal justice system.
- Cooperate with all county agencies to improve the County and community while providing services at a cost-effective level.

DESCRIPTION

The Administration Division enforces Broome County's policies and procedures governing intake and distribution of funds on behalf of the Sheriff's Office, all purchasing and payroll operations for the department as well as Workers' Compensation claims. Inmate and commissary records are kept in balance according to bookkeeping rules and regulations. The records area processes and maintains records of all incidents and accidents.

The Highway Patrol Division is responsible 24 hours a day for patrolling 350 miles of county roads, 1008 miles of state highways and 927 miles of town roads. Patrol is the primary law enforcement for 52% of the residents of Broome County. It serves as the primary backup for five municipal agencies within Broome County.

The Detective Division is responsible for the investigation of crimes as well as matters that cannot be effectively investigated by the Patrol Division members due to their complexity. It is responsible for initiation of investigations pertaining to narcotics trafficking and vice related crimes. Detectives interview suspects, witnesses and informants with the objective of developing information on reported or suspected criminal activity. Detectives are also responsible for the preparation and submission of case reports for prosecution. Detectives work closely with the Broome County District Attorney's Office as well as local, state and federal agencies to solve crimes and apprehend offenders. The division is also responsible for the management and execution of arrest warrants issued by Broome County Supreme Court, Family Court, and local criminal courts throughout the county and the extradition of prisoners from other states.

The Training & Crime Prevention Division operates the Broome County Sheriffs Law Enforcement Academy which provides for all State mandated and in-service training within the Broome County Sheriff's Office. The Academy also serves as the central training point for Zone 6, which encompasses 40 police agencies in a seven (7) county region. Training conducted at the Academy includes: firearms, defensive tactics, instructor development, breath test operator, radar operator, supervisor school, basic corrections and recruit schools, in-service schools and seminars on numerous topics. The Academy is dedicated to maintaining the highest level of training available to the law enforcement officers that serve our community.

The Civil Division is mandated to serve and execute all decisions handed down by the courts as required by the New York State Civil Practice Law and Rules (CPLR), Family Court Act (FCA) and Real Property Law (RPL) statutes. This includes, but is not limited to, sheriff sales, income and property executions, evictions, summons and complaints, subpoenas, orders of seizure, warrants, temporary orders of protection and personal services (juvenile neglect and abuse).

The Civil Division serves all types of civil process, family court orders and civil arrests, and maintains computerized records of all actions taken for mandated reporting to the appropriate court.

2015 OBJECTIVES

The Sheriff's Office has requested the following enhancements to the 2015 Budget:

Administration

- Maintain current services

Highway Patrol

- Continue providing effective Law Enforcement services to the residents of Broome County

Detective

- Maintain current services

Training & Crime Prevention

- Increase the number of Law Enforcement Agencies who rely on the Broome County Law Enforcement Academy for all phases of their employee training.
- Increase the number of seminars and in-service training schools that are offered at no cost to the Academy.

Civil Division

- Continue budget from 2014
- Purchase 2 new computers for upgrade

2015 BUDGET HIGHLIGHTS

Administration

- Maintain current services

Highway Patrol

- Maintain current level of services

Detectives Unit

- Maintain current level of services

Training & Crime Prevention

- Upgrade training aides
- Maintain current level of services

Civil Division

- Maintain current level of services
- Purchase 2 new computers for upgrade

23020103 SHERIFF/Civil
 23020203 SHERIFF/Detectives
 23020303 SHERIFF/Highway
 23020403 SHERIFF/Administration
 23020503 SHERIFF/Training

<u>Title of Position</u>	<u>Grade/Unit</u>	<u>2013 Actuals</u>	<u>As of 7/7/2014 Current Authorized</u>	<u>2015 Requested</u>	<u>2015 Recommended</u>	<u>2015 Adopted</u>
Sheriff	Elected	1	1	1	1	1
Undersheriff	G Admin	1	1	1	1	1
Deputy Sheriff Captain	28 BAPA	1	1	1	1	1
Chief Civil Deputy	26 Admin	1	1	1	1	1
Civil Deputy	19 Admin	2	2	2	2	2
Secretary to Sheriff	14 Admin	1	1	1	1	1
Fiscal Manager	17 BAPA	1	1	1	1	1
Deputy Sheriff Lieutenant	BCSLEOA	1	1	1	1	1
Deputy Sheriff Detective Sergeant	BCSLEOA	2	2	2	2	2
Deputy Sheriff Sergeant	BCSLEOA	7	7	7	7	7
Deputy Sheriff Detective	BCSLEOA	10	10	10	10	10
Deputy Sheriff	BCSLEOA	30	30	30	30	30
Principal Account Clerk	13 CSEA	1	1	1	1	1
Senior Account Clerk Typist	9 CSEA	1	1	1	1	1
Keyboard Specialist	8 CSEA	3	5	5	5	5
Account Clerk	7 CSEA	1	0	0	0	0
Account Clerk Typist	7 CSEA	<u>2</u>	<u>0</u>	<u>0</u>	<u>0</u>	<u>0</u>
Total Full-Time Positions		66	65	65	65	65
<u>PART TIME</u>						
Total Part-Time Positions		0	0	0	0	0
TOTAL POSITIONS		66	65	65	65	65

REPORT:BP033

BROOME COUNTY GOVERNMENT
REVENUE AND APPROPRIATION SUMMARY
BY DEPARTMENT AND DIVISION

FUND: 1010 General Operating
DEPT: 23000000 Sheriff
DIV: 02 Sheriff-Law Enforcement

Account	2013 Actuals	2014 Budget	2014 YTD Actuals As of 10/13/14	2015 Budget Requested	2015 Budget Recommended	2015 Budget Adopted
0000002 Departmental Income						
5000113 SHERIFF FEES	461,922	522,776	392,665	506,702	506,702	506,702
5000115 RECORD MONEY	1,523	1,700	1,211	1,600	1,600	1,600
5000117 OTHER PUB SAFETY DEPT INCOME	5,725	28,305	5,260	3,850	3,850	3,850
5000333 OTHER DEPARTMENTAL CHARGEBACK	16,501	10,000	7,524	9,500	9,500	9,500
0000002 Departmental Income Totals	485,671	562,781	406,660	521,652	521,652	521,652
0000003 Use of Money						
5000451 INTEREST AND EARNINGS	0	0	2	0	0	0
0000003 Use of Money Totals	0	0	2	0	0	0
0000006 Sale of Prop and Comp for Loss						
5000518 SALE OF EQUIPMENT	15,211	0	0	0	0	0
0000006 Sale of Prop and Comp for Loss Totals	15,211	0	0	0	0	0
0000007 Misc Interfund Revenues						
5000530 REFUNDS OF PRIOR YEARS EXPENDI	36,148	0	144,601	0	0	0
5000534 TRANSFER FROM INSURANCE RESERV	2,087	0	0	0	0	0
5000545 CREDIT CARD REBATES	925	0	0	0	0	0
5000546 Trust Account Inflows	69,684	0	0	0	0	0
0000007 Misc Interfund Revenues Totals	108,844	0	144,601	0	0	0
0000008 State Aid						
5000808 OTHER STATE AID	-2,871	0	0	0	0	0
0000008 State Aid Totals	-2,871	0	0	0	0	0
Rev Total for Div: 2302	606,855	562,781	551,263	521,652	521,652	521,652

0000010 Personal Service

BROOME COUNTY GOVERNMENT
 REVENUE AND APPROPRIATION SUMMARY
 BY DEPARTMENT AND DIVISION

FUND: 1010 General Operating
 DEPT: 23000000 Sheriff
 DIV: 02 Sheriff-Law Enforcement

Account	2013 Actuals	2014 Budget	2014 YTD Actuals As of 10/13/14	2015 Budget Requested	2015 Budget Recommended	2015 Budget Adopted
6001000 SALARIES FULL-TIME	4,049,582	4,037,457	2,750,792	3,940,093	3,940,093	3,940,093
6001002 SALARIES TEMPORARY	21,860	29,828	21,173	30,778	30,778	30,778
6001003 SALARIES OVERTIME	351,121	458,776	234,485	359,211	359,211	359,211
6001004 SALARIES SHIFT DIFFERENTIAL	52,724	61,851	37,452	56,125	56,125	56,125
6001005 DISABILITY 207C	230,573	0	6,046	0	0	0
6001006 OUT OF TITLE PAY	0	0	129	0	0	0
6001009 OTHER PERSONNEL SERVICES	47,684	48,100	14,831	48,300	48,300	48,300
6001012 HOLIDAY OVERTIME PAY	48,644	44,316	25,992	42,880	42,880	42,880
0000010 Personal Service Totals	4,802,188	4,680,328	3,090,900	4,477,387	4,477,387	4,477,387
0000040 Contractual Expenditures						
6004010 BOOKS AND SUBSCRIPTIONS	1,453	5,161	2,770	3,732	3,732	3,732
6004012 OFFICE SUPPLIES	19,315	25,210	11,711	20,900	20,900	20,900
6004044 QUARTERMASTER SUPPLIES	83,196	58,391	47,782	57,032	57,032	57,032
6004045 TRAINING AND EDUCATIONAL SUPPL	49,929	49,673	36,367	49,385	49,385	49,385
6004046 GAS OIL GREASE AND DIESEL FUEL	2,316	2,464	2,218	4,000	4,000	4,000
6004048 MISC OPERATIONAL SUPPLIES	22,907	31,144	27,001	29,912	29,912	29,912
6004050 ANIMAL FOOD	1,380	2,500	1,870	2,000	2,000	2,000
6004053 RECREATIONAL AND ACTIVITY SUPP	4,130	6,000	4,509	6,000	6,000	6,000
6004055 COMPUTER SOFTWARE AND SUPPLIES	3,431	4,178	678	3,500	3,500	3,500
6004056 COMPUTER EQUIPMENT (NON CAPITAL	324	5,670	4,717	4,000	4,000	4,000
6004100 POSTAGE AND FREIGHT	10,049	25,804	9,805	15,850	15,850	15,850
6004105 DUES AND MEMBERSHIPS	4,324	3,718	1,242	3,757	3,757	3,757
6004106 GENERAL OFFICE EXPENSES	327	701	327	420	420	420
6004115 ELECTRIC CURRENT	4,326	5,000	3,165	5,450	5,450	5,450
6004117 BUILDING AND GROUNDS EXPENSES	1,986	944	150	0	0	0
6004121 LAUNDRY AND DRY CLEANING EXPEN	4,318	8,569	2,899	5,800	5,800	5,800
6004123 MEDICAL HOSPITAL AND LAB EXPEN	110	0	110	0	0	0
6004126 RECREATIONAL AND ACTIVITY EXPE	850	0	0	0	0	0
6004136 OPERATIONAL EQUIPMENT REPAIRS	2,493	1,250	2,487	1,475	1,475	1,475
6004137 ADVERTISING AND PROMOTION EXPE	0	250	0	200	200	200
6004138 OTHER OPERATIONAL EXPENSES	3,454	12,256	2,987	9,440	9,440	9,440
6004139 Trust Account Outflows	96,772	0	0	0	0	0
6004160 MILEAGE AND PARKING-LOCAL	0	100	0	100	100	100
6004161 TRAVEL HOTEL AND MEALS	12,255	10,182	9,136	9,567	9,567	9,567
6004162 EDUCATION AND TRAINING	11,320	3,910	3,957	2,755	2,755	2,755
6004164 NON-EMPLOYEE TRAVEL HOTEL & ME	18,430	26,071	14,916	27,770	27,770	27,770
6004165 ADVISORY BD/TRUSTEES EXPENSES	1,026	660	500	660	660	660
6004168 OTHER PERSONAL EXPENSES	104	225	0	0	0	0
6004169 DAY TRIP MEAL REIMBURSEMENT	899	830	712	730	730	730
6004192 SOFTWARE MAINTENANCE	1,952	2,350	875	7,139	7,139	7,139

REPORT:BP033

BROOME COUNTY GOVERNMENT
REVENUE AND APPROPRIATION SUMMARY
BY DEPARTMENT AND DIVISION

FUND: 1010 General Operating
DEPT: 23000000 Sheriff
DIV: 02 Sheriff-Law Enforcement

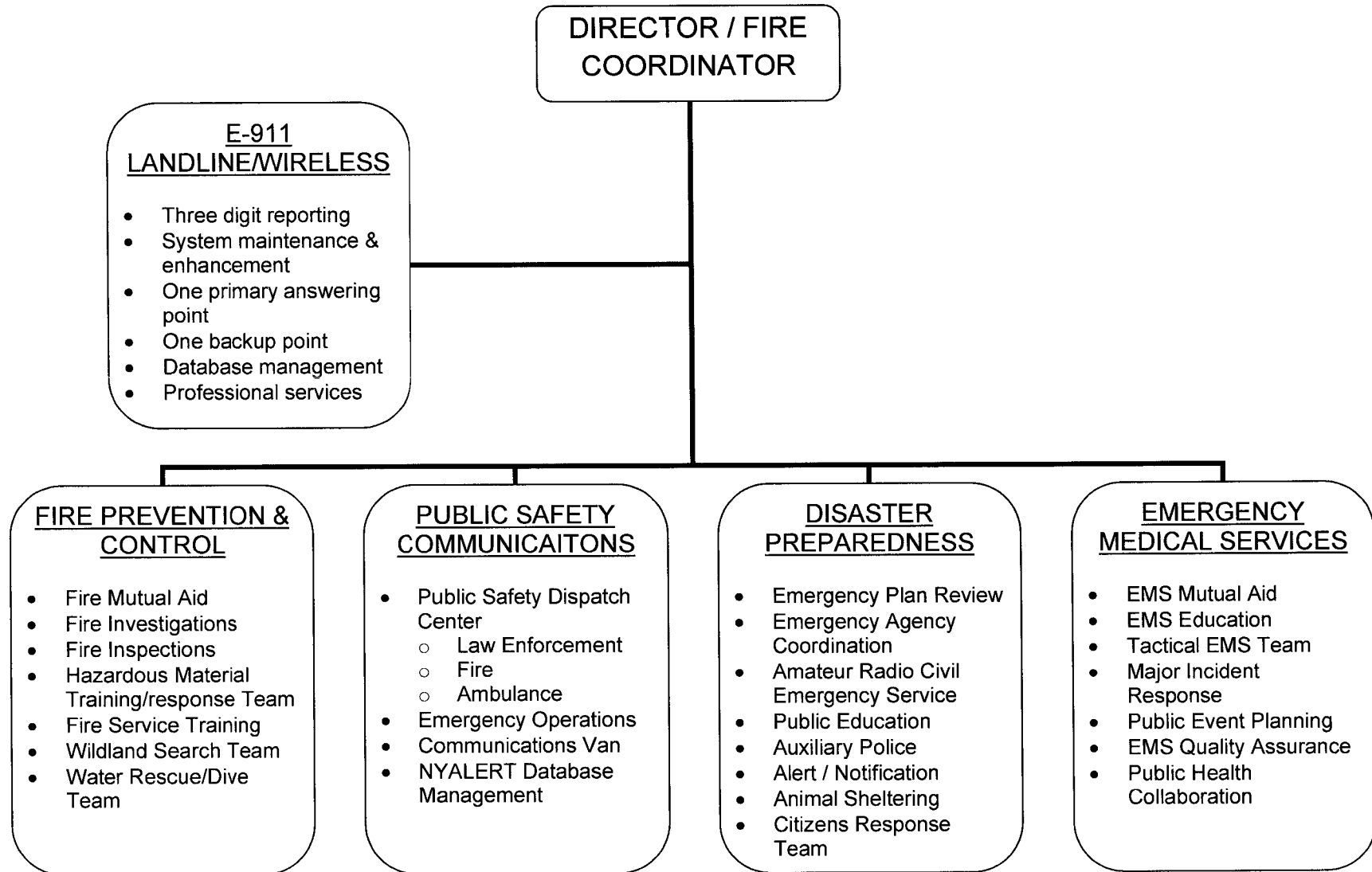
Account	2013 Actuals	2014 Budget	2014 YTD Actuals As of 10/13/14	2015 Budget Requested	2015 Budget Recommended	2015 Budget Adopted
6004194 SOFTWARE RENTAL	9,000	9,000	9,000	9,000	9,000	9,000
6004196 COPYING MACHINE RENTALS	4,763	13,771	9,377	11,550	11,550	11,550
6004200 PROPERTY LOSS	2,087	0	0	0	0	0
6004255 CONTRACTED SERVICES	3,582	0	2,348	0	0	0
6004402 LAB SERVICES	455	500	35	500	500	500
6004406 MEDICAL AND HOSPITAL SERVICES	120	250	0	250	250	250
6004411 PHYSICIAN SERVICES	0	250	0	250	250	250
6004537 INVESTIGATIONS EXPENSES	4,413	3,000	416	3,000	3,000	3,000
6004568 VETERINARIAN SERVICES	1,189	1,500	1,349	1,500	1,500	1,500
6004573 OTHER FEES FOR SERVICES	608	2,000	412	2,620	2,620	2,620
0000040 Contractual Expenditures Totals	389,593	323,482	215,828	300,244	300,244	300,244
0000041 Chargeback Expenses						
6004602 INSURANCE PREMIUM CHARGEBACK	172,018	146,067	109,550	135,705	135,705	135,705
6004603 FOOD SERVICE CHARGEBACK SPECIA	224	0	0	0	0	0
6004606 TELEPHONE BILLING ACCOUNT	0	14,400	6,722	13,450	13,450	13,450
6004609 DATA PROCESSING CHARGEBACKS	25,000	25,000	12,500	25,000	25,000	25,000
6004615 GASOLINE CHARGEBACK	289,145	382,500	223,655	350,000	350,000	350,000
6004616 FLEET SERVICE CHARGEBACK	141,786	169,556	169,556	162,863	162,863	162,863
6004625 FOOD SERVICE CHARGEBACKS	0	0	158	0	0	0
0000041 Chargeback Expenses Totals	628,173	737,523	522,141	687,018	687,018	687,018
0000060 Principal on Indebtedness						
6006008 PRINCIPAL ON CAPITAL LEASE	7,143	0	0	0	0	0
0000060 Principal on Indebtedness Totals	7,143	0	0	0	0	0
0000070 Interest on Indebtedness						
6007005 INTEREST ON CAPITAL LEASE	1,787	0	0	0	0	0
0000070 Interest on Indebtedness Totals	1,787	0	0	0	0	0
0000080 Employee Benefits						
6008001 STATE RETIREMENT	1,291,351	1,342,038	1,001,238	1,286,973	1,286,973	1,286,973
6008002 SOCIAL SECURITY	344,457	358,525	231,153	343,835	343,835	343,835
6008004 WORKERS COMPENSATION	100,062	113,496	56,750	113,084	113,084	113,084
6008006 LIFE INSURANCE	1,015	990	738	975	975	975

BROOME COUNTY GOVERNMENT
 REVENUE AND APPROPRIATION SUMMARY
 BY DEPARTMENT AND DIVISION

FUND: 1010 General Operating
 DEPT: 23000000 Sheriff
 DIV: 02 Sheriff-Law Enforcement

Account	2013 Actuals	2014 Budget	2014 YTD Actuals As of 10/13/14	2015 Budget Requested	2015 Budget Recommended	2015 Budget Adopted
6008007 HEALTH INSURANCE	818,230	867,870	658,035	819,212	819,212	819,212
6008009 RETIREE HEALTH INSURANCE	576,754	634,113	454,026	703,000	703,000	703,000
6008010 DISABILITY INSURANCE	1,430	624	492	546	546	546
6008011 UNEMPLOYMENT INSURANCE	9,315	0	0	0	0	0
6008013 HEALTH INS - RETIRE INCENTIVE	7,003	0	0	0	0	0
0000080 Employee Benefits Totals	3,149,617	3,317,656	2,402,432	3,267,625	3,267,625	3,267,625
0000090 Transfers						
6009002 TRANSFER TO GRANT FUND	0	0	0	7,000	7,000	7,000
0000090 Transfers Totals	0	0	0	7,000	7,000	7,000
Exp Total for Div: 2302	8,978,501	9,058,989	6,231,301	8,739,274	8,739,274	8,739,274
Total for Div: 23000000	-8,371,646	-8,496,208	-5,680,038	-8,217,622	-8,217,622	-8,217,622
Total for Dept: 23000000	-31,091,071	-33,630,804	-22,589,669	-32,884,435	-32,884,435	-32,884,435

EMERGENCY SERVICES



EMERGENCY SERVICES

OES - Operations

MISSION STATEMENT

To provide planning, training, resources, response, warning, coordination, and information through communications to the public, elected officials, and public safety agencies, to assist them in preparing for, and mitigating, emergencies and disasters, which affect the residents of Broome County.

DESCRIPTION

The Office of Emergency Services comprises four areas: Communications, Disaster Preparedness, Emergency Medical Services, and Fire Prevention and Control.

Communications – Administers the Broome County Emergency Dispatch/911 Center and assists local agencies in planning for future communications needs. Provides command post communications support at incidents and planned events. Maintains database for NYALERT emergency public notification system.

Disaster Preparedness – Conducts hazard vulnerability studies and maps hazards. Provides disaster planning and assistance for preparedness, response, and recovery. Coordinates alerts and warnings for river flooding, chemical spills, and response during emergencies. Administrates the Animal Response Team, and Community Emergency Response Team.

Emergency Medical Services – Administers New York State certified emergency medical training programs. Plans for delivery of adequate emergency medical services. Administers Mutual Aid Plan among ambulance services and coordinates medical disaster planning, and Medic SWAT Team.

Fire Prevention and Control – Administers and implements County Fire Mutual Aid Plan, County Arson Plan, County Fire Investigations, local New York State Fire Training Program, and County Hazardous Materials Response Team, County Water Rescue Dive Team, and County Wildland Search and Rescue Team. Conducts Fire Code enforcement inspections on County facilities and certain special events.

2015 OBJECTIVES

- Maintain services at present delivery level or higher without increase in budget amounts.
- Continue management of Emergency Public Notification System (NY Alert), Review and update Comprehensive Emergency Management Plan. Design, plan and carry out required drills and exercises to test emergency plans and improve performance .
- Train, equip and recruit members for the Animal Rescue Team, Community Emergency Response Team, and Medic SWAT program.
- Continue RFP process and design of comprehensive interoperable public safety radio system. Begin build out of replacement and additional tower sites to improve emergency communications.

2015 BUDGET HIGHLIGHTS

- Continue to upgrade and replace equipment in the public safety communications system.
- Continue County-wide-NIMS-compliant credentialing and accountability system for all first responders.
- Maintain critical services where possible.

20010003

EMERGENCY SERVICES/OES - Operations

<u>Title of Position</u>	<u>Grade/Unit</u>	<u>2013 Actuals</u>	<u>As of 7/7/2014 Current Authorized</u>	<u>2015 Requested</u>	<u>2015 Recommended</u>	<u>2015 Adopted</u>
<u>FULL TIME</u>						
Director of Emergency Services/Fire Coordinator	E Admin	1	1	1	1	1
Communications Supervisor	24 Admin	1	1	1	1	1
Senior Emergency Services Dispatcher	18 BAPA	4	4	4	4	4
Emergency Services Dispatcher II *	14 CSEA	0	36	36	36	36
Emergency Services Dispatcher	14 CSEA	38	0	0	0	0
Emergency Services Dispatcher I	12 CSEA	0	2	2	2	2
Senior Account Clerk	9 CSEA	0	1	1	1	1
Total Full-Time Positions		44	45	45	45	45
<u>PART TIME</u>						
Total Part-Time Positions		0	0	0	0	0
TOTAL POSITIONS		44	45	45	45	45

* Two positions unfunded in 2015

BROOME COUNTY GOVERNMENT
 REVENUE AND APPROPRIATION SUMMARY
 BY DEPARTMENT AND DIVISION

FUND: 1010 General Operating
 DEPT: 20000000 Emergency Services
 DIV: 01 Emergency Services- Emergency Mgmt

Account	2013 Actuals	2014 Budget	2014 YTD Actuals As of 10/13/14	2015 Budget Requested	2015 Budget Recommended	2015 Budget Adopted
20000000 Emergency Services						
0000002 Departmental Income						
5000189 OTHER LOCAL GOVERNMENTS	14,165	13,500	13,968	13,500	13,500	13,500
5000201 MISC ADMIN AND OTHER INCOME	28,852	0	0	0	0	0
0000002 Departmental Income Totals	43,017	13,500	13,968	13,500	13,500	13,500
0000007 Misc Interfund Revenues						
5000545 CREDIT CARD REBATES	305	0	0	0	0	0
0000007 Misc Interfund Revenues Totals	305	0	0	0	0	0
0000009 Federal Aid						
5000906 CIVIL DEFENSE	76,784	76,889	155,171	76,889	76,889	76,889
0000009 Federal Aid Totals	76,784	76,889	155,171	76,889	76,889	76,889
Rev Total for Div: 2001	120,106	90,389	169,139	90,389	90,389	90,389
0000010 Personal Service						
6001000 SALARIES FULL-TIME	2,047,190	2,223,408	1,565,663	2,015,809	2,015,809	2,015,809
6001002 SALARIES TEMPORARY	192,869	259,950	194,549	270,228	270,228	270,228
6001003 SALARIES OVERTIME	171,173	126,677	143,957	126,677	126,677	126,677
6001004 SALARIES SHIFT DIFFERENTIAL	19,612	22,867	14,654	22,867	22,867	22,867
6001006 OUT OF TITLE PAY	2,658	1,350	1,552	1,350	1,350	1,350
6001008 STAND-BY PAY	14,108	17,600	9,908	17,600	17,600	17,600
6001009 OTHER PERSONNEL SERVICES	300	300	300	300	300	300
0000010 Personal Service Totals	2,447,910	2,652,152	1,930,583	2,454,831	2,454,831	2,454,831
0000040 Contractual Expenditures						
6004010 BOOKS AND SUBSCRIPTIONS	29	1,800	224	2,055	2,055	2,055
6004012 OFFICE SUPPLIES	1,440	3,911	1,012	3,200	3,200	3,200
6004041 PHOTOGRAPHIC SUPPLIES	88	3,500	116	3,500	3,500	3,500
6004043 ARSON INVESTIGATION SUPPLIES	930	2,245	953	3,435	3,435	3,435
6004046 GAS OIL GREASE AND DIESEL FUEL	168	200	0	1,700	1,700	1,700

REPORT:BP033

BROOME COUNTY GOVERNMENT
REVENUE AND APPROPRIATION SUMMARY
BY DEPARTMENT AND DIVISION

FUND: 1010 General Operating

DEPT: 20000000 Emergency Services

DIV: 01 Emergency Services- Emergency Mgmt

Account	2013 Actuals	2014 Budget	2014 YTD Actuals As of 10/13/14	2015 Budget Requested	2015 Budget Recommended	2015 Budget Adopted
6004048 MISC OPERATIONAL SUPPLIES	3,088	2,068	1,404	2,068	2,068	2,068
6004055 COMPUTER SOFTWARE AND SUPPLIES	0	340	0	340	340	340
6004105 DUES AND MEMBERSHIPS	570	840	489	840	840	840
6004106 GENERAL OFFICE EXPENSES	22	3,885	1,912	3,885	3,885	3,885
6004138 OTHER OPERATIONAL EXPENSES	3,970	7,700	5,010	7,700	7,700	7,700
6004160 MILEAGE AND PARKING-LOCAL	1,719	1,600	331	1,600	1,600	1,600
6004161 TRAVEL HOTEL AND MEALS	569	1,400	161	1,400	1,400	1,400
6004162 EDUCATION AND TRAINING	837	2,800	850	2,800	2,800	2,800
6004255 CONTRACTED SERVICES	3,583	0	2,348	0	0	0
0000040 Contractual Expenditures Totals	17,013	32,289	14,810	34,523	34,523	34,523
0000041 Chargeback Expenses						
6004602 INSURANCE PREMIUM CHARGEBACK	3,451	4,012	3,009	2,602	2,602	2,602
6004615 GASOLINE CHARGEBACK	9,681	13,875	10,588	12,670	12,670	12,670
6004616 FLEET SERVICE CHARGEBACK	13,233	17,848	17,848	17,848	17,848	17,848
0000041 Chargeback Expenses Totals	26,365	35,735	31,445	33,120	33,120	33,120
0000080 Employee Benefits						
6008001 STATE RETIREMENT	467,890	466,944	385,741	431,842	431,842	431,842
6008002 SOCIAL SECURITY	180,593	181,964	141,280	184,259	184,259	184,259
6008004 WORKERS COMPENSATION	15,859	16,089	8,045	20,330	20,330	20,330
6008006 LIFE INSURANCE	624	660	481	630	630	630
6008007 HEALTH INSURANCE	419,882	482,217	347,601	436,017	436,017	436,017
6008009 RETIREE HEALTH INSURANCE	51,617	56,347	35,994	59,558	59,558	59,558
6008010 DISABILITY INSURANCE	4,532	3,042	2,080	2,886	2,886	2,886
0000080 Employee Benefits Totals	1,140,997	1,207,263	921,222	1,135,522	1,135,522	1,135,522
Exp Total for Div: 2001	3,632,285	3,927,439	2,898,060	3,657,996	3,657,996	3,657,996
Total for Div: 20000000	-3,512,179	-3,837,050	-2,728,921	-3,567,607	-3,567,607	-3,567,607

EMERGENCY SERVICES

E-911

MISSION STATEMENT

To provide for a universal 911 Emergency Telephone Reporting System within Broome County; To provide, within the confines of revenue produced through the 911 surcharge, a communications system and enhancements to public safety agencies in the County with the 911 system.

DESCRIPTION

The 911 system is funded through the 911 telephone bill surcharge and the E911 wireless surcharge. These surcharges provide revenue for the operation and maintenance of the system and enables enhancement of the communications system.

2015 OBJECTIVES

- Continue to provide assistance to municipalities with communications upgrade assistance.
- Begin to construct towers and RFP overhaul of public safety communications systems for better radio coverage to meet today's public safety needs and increase interoperability.
- Expand mobile computer terminals to rest of law enforcement, all EMS, and some fire vehicles.

2015 BUDGET HIGHLIGHTS

- Maintain services to public safety agencies and the public who relies on this critical service.
- Improve communications systems to enhance first responder safety and to provided needed interoperability between agencies.
- Improve efficiency in the communications system.

20020003
EMERGENCY SERVICES/911

<u>Title of Position</u>	<u>Grade/Unit</u>	<u>2013 Actuals</u>	<u>As of 7/7/2014 Current Authorized</u>	<u>2015 Requested</u>	<u>2015 Recommended</u>	<u>2015 Adopted</u>
<u>FULL TIME</u>						
Senior Emergency Services Dispatcher	18 BAPA	2	2	2	2	2
Senior Account Clerk	9 CSEA	1	0	0	0	0
Total Full-Time Positions		3	2	2	2	2
<u>PART TIME</u>						
Total Part-Time Positions		0	0	0	0	0
TOTAL POSITIONS		3	2	2	2	2

BROOME COUNTY GOVERNMENT
 REVENUE AND APPROPRIATION SUMMARY
 BY DEPARTMENT AND DIVISION

FUND: 1010 General Operating
 DEPT: 20000000 Emergency Services
 DIV: 02 Emergency Svcs-911 Comm

Account	2013 Actuals	2014 Budget	2014 YTD Actuals As of 10/13/14	2015 Budget Requested	2015 Budget Recommended	2015 Budget Adopted
0000007 Misc Interfund Revenues						
5000535 911 SURCHARGE - LANDLINE	305,883	328,619	190,365	319,856	319,856	319,856
0000007 Misc Interfund Revenues Totals	305,883	328,619	190,365	319,856	319,856	319,856
Rev Total for Div: 2002	305,883	328,619	190,365	319,856	319,856	319,856
0000010 Personal Service						
6001000 SALARIES FULL-TIME	145,382	122,334	88,738	122,334	122,334	122,334
6001003 SALARIES OVERTIME	1,711	0	3,323	0	0	0
6001004 SALARIES SHIFT DIFFERENTIAL	224	0	24	0	0	0
6001008 STAND-BY PAY	698	0	1,205	0	0	0
0000010 Personal Service Totals	148,015	122,334	93,290	122,334	122,334	122,334
0000020 Equipment and Capital Outlay						
6002706 COMMUNICATIONS EQUIPMENT	0	59,000	59,000	0	0	0
0000020 Equipment and Capital Outlay Totals	0	59,000	59,000	0	0	0
0000040 Contractual Expenditures						
6004010 BOOKS AND SUBSCRIPTIONS	0	305	0	305	305	305
6004012 OFFICE SUPPLIES	641	2,042	60	2,042	2,042	2,042
6004055 COMPUTER SOFTWARE AND SUPPLIES	0	340	0	340	340	340
6004192 SOFTWARE MAINTENANCE	0	7,175	429	7,175	7,175	7,175
6004196 COPYING MACHINE RENTALS	0	6,744	4,476	6,744	6,744	6,744
0000040 Contractual Expenditures Totals	641	16,606	4,965	16,606	16,606	16,606
0000041 Chargeback Expenses						
6004609 DATA PROCESSING CHARGEBACKS	76,984	79,581	39,791	68,442	68,442	68,442
0000041 Chargeback Expenses Totals	76,984	79,581	39,791	68,442	68,442	68,442

REPORT:BP033

BROOME COUNTY GOVERNMENT
 REVENUE AND APPROPRIATION SUMMARY
 BY DEPARTMENT AND DIVISION

FUND: 1010 General Operating
 DEPT: 20000000 Emergency Services
 DIV: 02 Emergency Svcs-911 Comm

Account	2013 Actuals	2014 Budget	2014 YTD Actuals As of 10/13/14	2015 Budget Requested	2015 Budget Recommended	2015 Budget Adopted
0000080 Employee Benefits						
6008001 STATE RETIREMENT	31,490	28,014	20,362	24,834	24,834	24,834
6008002 SOCIAL SECURITY	10,504	9,359	6,565	9,358	9,358	9,358
6008006 LIFE INSURANCE	41	30	22	30	30	30
6008007 HEALTH INSURANCE	43,215	32,566	24,114	33,252	33,252	33,252
6008010 DISABILITY INSURANCE	107	129	0	0	0	0
0000080 Employee Benefits Totals	85,357	70,098	51,063	67,474	67,474	67,474
0000090 Transfers						
6009002 TRANSFER TO GRANT FUND	35,000	40,000	40,000	45,000	45,000	45,000
0000090 Transfers Totals	35,000	40,000	40,000	45,000	45,000	45,000
Exp Total for Div: 2002	345,997	387,619	288,109	319,856	319,856	319,856
Total for Div: 20000000	-40,114	-59,000	-97,744	0	0	0

BROOME COUNTY GOVERNMENT
 REVENUE AND APPROPRIATION SUMMARY
 BY DEPARTMENT AND DIVISION

FUND: 1010 General Operating
 DEPT: 20000000 Emergency Services
 DIV: 03 Emergency Services-911 Wireless

Account	2013 Actuals	2014 Budget	2014 YTD Actuals As of 10/13/14	2015 Budget Requested	2015 Budget Recommended	2015 Budget Adopted
0000007 Misc Interfund Revenues						
5000541 911 SURCHARGE - WIRELESS	405,962	396,275	273,287	406,462	406,462	406,462
0000007 Misc Interfund Revenues Totals	405,962	396,275	273,287	406,462	406,462	406,462
Rev Total for Div: 2003	405,962	396,275	273,287	406,462	406,462	406,462
0000020 Equipment and Capital Outlay						
6002706 COMMUNICATIONS EQUIPMENT	0	170,000	170,000	0	0	0
0000020 Equipment and Capital Outlay Totals	0	170,000	170,000	0	0	0
0000040 Contractual Expenditures						
6004045 TRAINING AND EDUCATIONAL SUPPL	499	0	0	600	600	600
6004046 GAS OIL GREASE AND DIESEL FUEL	100	1,500	120	0	0	0
6004048 MISC OPERATIONAL SUPPLIES	1,416	9,600	5,994	3,800	3,800	3,800
6004055 COMPUTER SOFTWARE AND SUPPLIES	3,015	2,750	2,500	2,500	2,500	2,500
6004101 TELEPHONE	108,405	177,036	127,162	177,036	177,036	177,036
6004105 DUES AND MEMBERSHIPS	234	300	0	300	300	300
6004106 GENERAL OFFICE EXPENSES	1,439	1,124	1,197	1,124	1,124	1,124
6004116 TAXES	0	4,000	0	4,000	4,000	4,000
6004138 OTHER OPERATIONAL EXPENSES	119,967	171,725	136,483	188,862	188,862	188,862
6004161 TRAVEL HOTEL AND MEALS	6,460	8,504	4,013	8,504	8,504	8,504
6004162 EDUCATION AND TRAINING	3,970	4,736	3,565	4,736	4,736	4,736
6004192 SOFTWARE MAINTENANCE	7,266	0	0	0	0	0
6004196 COPYING MACHINE RENTALS	3,645	0	412	0	0	0
0000040 Contractual Expenditures Totals	256,416	381,275	281,446	391,462	391,462	391,462
0000041 Chargeback Expenses						
6004621 BUILDING AND LAND RENTAL CHARG	15,000	15,000	15,000	15,000	15,000	15,000
0000041 Chargeback Expenses Totals	15,000	15,000	15,000	15,000	15,000	15,000
0000060 Principal on Indebtedness						

REPORT:BP033

BROOME COUNTY GOVERNMENT
 REVENUE AND APPROPRIATION SUMMARY
 BY DEPARTMENT AND DIVISION

FUND: 1010 General Operating
 DEPT: 20000000 Emergency Services
 DIV: 03 Emergency Services-911 Wireless

Account	2013 Actuals	2014 Budget	2014 YTD Actuals As of 10/13/14	2015 Budget Requested	2015 Budget Recommended	2015 Budget Adopted
6006008 PRINCIPAL ON CAPITAL LEASE	61,897	0	0	0	0	0
0000060 Principal on Indebtedness Totals	61,897	0	0	0	0	0
0000070 Interest on Indebtedness						
6007005 INTEREST ON CAPITAL LEASE	3,676	0	0	0	0	0
0000070 Interest on Indebtedness Totals	3,676	0	0	0	0	0
Exp Total for Div: 2003	336,989	566,275	466,446	406,462	406,462	406,462
Total for Div: 20000000	68,973	-170,000	-193,159	0	0	0

EMERGENCY SERVICES

Emergency Medical Training

MISSION STATEMENT

To develop and administer a comprehensive program of education, coordination, and operational assistance to Emergency Medical Services agencies in Broome County, in order to assure a cohesive and effective EMS system throughout Broome County.

DESCRIPTION

Provides education and training to members of EMS agencies throughout Broome County by operating as an official New York State EMS course sponsoring agency, offering programs at the Certified First Responder, Emergency Medical Technician, and Advanced Emergency Medical Technician levels. In addition, the EMS Division provides and assists in the provision of continuing education programs for in-service EMS personnel;

Provides operational assistance and support to EMS agencies, including a 24-hour emergency response capability for assistance and coordination at the scenes of major emergencies, specialized resources such as an Emergency Medical Support trailer for response to multiple casualty incidents, and a specialized team of “tactical” EMS personnel to support law enforcement SWAT operations.

Serves as liaison and point of contact between the County's EMS system and entities such as public health, law enforcement, school districts, and the private sector, for emergency planning and response matters (such as those directed toward disasters, pandemics, and terrorism).

Coordinates response by EMS agencies, developing and administering plans for Mutual Aid, Mass Casualty Incident Response, and Hazardous Materials emergencies. The Division serves to assure the efficient deployment of EMS resources, such as Advanced Life Support services and helps to oversee the provision of Emergency Medical Dispatch and pre-arrival life- support instructions to callers.

2015 OBJECTIVES

To continue our support of Emergency Medical Services agencies throughout Broome County through the provision of high-quality original and refresher education leading to certification and recertification at the CFR, EMT and AEMT levels, including collaborative programs with Broome Community College, Binghamton University, UHS Hospitals, and Lourdes Hospital. These programs will function as a reliable and readily-accessible source for training those individuals who are already members/employees of volunteer and career EMS agencies, as well as a means for attracting additional individuals to the field and, thus, to these agencies.

To continue to foster the retention of experienced EMS personnel in Broome County through the provision and both "traditional" (classroom and testing-based) means of EMS provider recertification, as well as Continuing Medical Education (CME)-based pathways. This includes not only the provision of dedicated "CME core content" courses, but also the provision of access to all of our courses to those who seek CME opportunities for recertification purposes.

2015 BUDGET HIGHLIGHTS

The EMS Division will continue a \$500 “co-tuition” charge for our Advanced EMT-Critical Care Original certification course (in addition to the \$1,200 available state reimbursement), in order to boost revenue for and improve retention in this often high-attrition, two-semester program. Also, in our EMT-Basic courses, we continue to see a decrease in students who are already affiliated with EMS agencies (revenue realized as 5000823 Volunteer Training), and an increase in unaffiliated students who are taking the course either for credit at SUNY Broome CC, or who are paying “out-of-pocket” for it (revenue realized as 5000112, Student Tuition). This is reflected in revenue projections for these two accounts.

20040003

EMERGENCY MEDICAL TRAINING

<u>Title of Position</u>	<u>Grade/Unit</u>	<u>2013 Actuals</u>	<u>As of 7/7/2014 Current Authorized</u>	<u>2015 Requested</u>	<u>2015 Recommended</u>	<u>2015 Adopted</u>
<u>FULL TIME</u>						
Emergency Medical Svcs Coord	22 Admin	1	1	1	1	1
Keyboard Specialist	8 CSEA	<u>1</u>	<u>1</u>	<u>1</u>	<u>1</u>	<u>1</u>
Total Full-Time Positions		2	2	2	2	2
<u>PART TIME</u>						
Emergency Medical Svcs Officer		<u>1</u>	<u>1</u>	<u>1</u>	<u>1</u>	<u>1</u>
Total Part-Time Positions		1	1	1	1	1
TOTAL POSITIONS		3	3	3	3	3

BROOME COUNTY GOVERNMENT
 REVENUE AND APPROPRIATION SUMMARY
 BY DEPARTMENT AND DIVISION

FUND: 1010 General Operating
 DEPT: 20000000 Emergency Services
 DIV: 04 EMS - Emergency Medical Training

Account	2013 Actuals	2014 Budget	2014 YTD Actuals As of 10/13/14	2015 Budget Requested	2015 Budget Recommended	2015 Budget Adopted
0000002 Departmental Income						
5000112 STUDENT TUITION, PT DAY	97,046	75,860	56,580	98,020	98,020	98,020
5000193 SALE OF TRAINING BOOKS	673	2,440	928	2,575	2,575	2,575
0000002 Departmental Income Totals	97,719	78,300	57,508	100,595	100,595	100,595
0000008 State Aid						
5000823 VOLUNTEER TRAINING	52,870	85,690	49,175	73,590	73,590	73,590
0000008 State Aid Totals	52,870	85,690	49,175	73,590	73,590	73,590
Rev Total for Div: 2004	150,589	163,990	106,683	174,185	174,185	174,185
0000010 Personal Service						
6001000 SALARIES FULL-TIME	92,159	91,585	65,800	91,785	91,785	91,785
6001001 SALARIES PART-TIME	18,615	19,837	14,662	21,264	21,264	21,264
0000010 Personal Service Totals	110,774	111,422	80,462	113,049	113,049	113,049
0000040 Contractual Expenditures						
6004010 BOOKS AND SUBSCRIPTIONS	0	100	0	100	100	100
6004012 OFFICE SUPPLIES	3,051	3,000	1,149	3,000	3,000	3,000
6004045 TRAINING AND EDUCATIONAL SUPPL	9,107	14,866	8,078	12,635	12,635	12,635
6004055 COMPUTER SOFTWARE AND SUPPLIES	0	500	280	500	500	500
6004100 POSTAGE AND FREIGHT	99	150	31	150	150	150
6004105 DUES AND MEMBERSHIPS	90	40	90	90	90	90
6004136 OPERATIONAL EQUIPMENT REPAIRS	328	200	200	300	300	300
6004147 OTHER PROGRAM EXPENSE	5,000	0	0	0	0	0
6004160 MILEAGE AND PARKING-LOCAL	-156	170	5	168	168	168
6004161 TRAVEL HOTEL AND MEALS	591	560	0	560	560	560
6004162 EDUCATION AND TRAINING	450	540	0	540	540	540
6004540 COURT ASSIGNED ATTORNEY-FAMILY	5	0	0	0	0	0
6004570 INSTRUCTOR SERVICES	79,545	74,106	44,799	87,955	87,955	87,955
0000040 Contractual Expenditures Totals	98,110	94,232	54,632	105,998	105,998	105,998

REPORT:BP033

BROOME COUNTY GOVERNMENT
REVENUE AND APPROPRIATION SUMMARY
BY DEPARTMENT AND DIVISION

FUND: 1010 General Operating
DEPT: 20000000 Emergency Services
DIV: 04 EMS - Emergency Medical Training

Account	2013 Actuals	2014 Budget	2014 YTD Actuals As of 10/13/14	2015 Budget Requested	2015 Budget Recommended	2015 Budget Adopted
0000041 Chargeback Expenses						
6004614 OTHER CHARGEBACK EXPENSES	1,537	1,425	16	1,552	1,552	1,552
0000041 Chargeback Expenses Totals	<u>1,537</u>	<u>1,425</u>	<u>16</u>	<u>1,552</u>	<u>1,552</u>	<u>1,552</u>
0000080 Employee Benefits						
6008001 STATE RETIREMENT	21,373	24,623	17,001	20,970	20,970	20,970
6008002 SOCIAL SECURITY	7,808	8,524	5,712	8,648	8,648	8,648
6008006 LIFE INSURANCE	44	45	33	45	45	45
6008007 HEALTH INSURANCE	30,828	33,746	24,624	34,084	34,084	34,084
6008009 RETIREE HEALTH INSURANCE	16,120	17,490	11,660	17,665	17,665	17,665
6008010 DISABILITY INSURANCE	250	156	111	156	156	156
0000080 Employee Benefits Totals	<u>76,423</u>	<u>84,584</u>	<u>59,141</u>	<u>81,568</u>	<u>81,568</u>	<u>81,568</u>
Exp Total for Div: 2004	<u>286,844</u>	<u>291,663</u>	<u>194,251</u>	<u>302,167</u>	<u>302,167</u>	<u>302,167</u>
Total for Div: 20000000	<u>-136,255</u>	<u>-127,673</u>	<u>-87,568</u>	<u>-127,982</u>	<u>-127,982</u>	<u>-127,982</u>
Total for Dept: 20000000	<u>-3,619,575</u>	<u>-4,193,723</u>	<u>-3,107,392</u>	<u>-3,695,589</u>	<u>-3,695,589</u>	<u>-3,695,589</u>

PROBATION

PROBATION DIRECTOR

DEPUTY DIRECTOR

CRIMINAL UNIT

- Criminal Investigations
- Criminal Probation Supervision
 - Interim Supervision
 - Specialized DWI Caseload
 - Specialized Sex Offender Caseload
- e-Justice & Integrated Probation Registrant System (IPRS)
- Transfer In/Out of Probation Cases & fingerprinting
- Electronic Monitoring
- Sex Offender Registry
- DNA Collection
- Drug and Alcohol Testing
- Coordination with Forensic Mental Health Programs
- Drug, Domestic Violence, Family Treatment, and Mental Health Courts
- Associated Computer Systems, ie, Probation Tracking System, Correctional Offender Management Profiling & Alternative Sanctions (COMPAS)

GRANTS

- Pre-Trial Release Program (PTRP)
- Ignition Interlock Device (IID) GTSC

ADMINISTRATION

- Fiscal Management/ Budget
- Personnel
- Restitution Collection and Disbursement to Crime Victims
- DWI Fine Collection for Broome County Court
- DWI Supervision Fees
- Records Management

FAMILY SERVICES UNIT

- Court Ordered Investigations
- Family Court Supervision
 - Persons in Need of Supervision (PINS)
 - Juvenile Delinquents (JD's)
 - Support Cases & Family Offenses
 - Adoption Investigations
- Comprehensive Assessments/ Reports
- JD Diversion Case Management
- Youth Assessment Screening Instrument (YASI)
- Probation Tracking System (PTS)
- JD Diversion Victims Satisfaction
- JD Introduction to Supervision Groups
- Electronic Monitoring

PROBATION

MISSION STATEMENT

The Broome County Probation Department is dedicated to the protection of the community by reducing crime and delinquency, along with facilitating the rehabilitation of offenders of the law. This is accomplished through investigation, supervision, and diversion of cases that have violated laws of the Family Court Act, the Penal Law, Vehicle and Traffic Law and other laws of the State of New York. This department works closely with the courts, police agencies, treatment agencies, and other human service agencies in Broome County to rehabilitate offenders. The Probation Department has a primary obligation to the community to return offenders back to the courts when they do not abide by the court's sentence and conditions of probation.

DESCRIPTION

The **Criminal Division** component supervises all adults (age 16 and above) placed on probation by the Criminal Courts of Broome County. This division provides pre-sentence/pre-plea investigations as ordered by the courts in Broome County, regardless of disposition. Investigations comprise a legal history, social history, victim impact, evaluative analysis and recommendation. The Criminal Division also provides Pre-Trial Release services as an alternative to incarceration, and thus decreases potential jail days.

Presently the department operates specialized caseloads for DWI's, and sex offenders. Probation supervision includes office reporting by the probationer, unannounced home visits by probation officers, and contact by the probation officer with collateral sources including, but not limited to, spouses, parents, employers, schools and treatment providers.

2015 OBJECTIVES

- To attempt to manage a criminal caseload with increasingly more serious and violent offenders being placed on Probation. The number of offenders placed on Probation continues to increase and therefore caseload sizes grow. Many causes such as serious substance abuse, mental illness, and general aggressive tendencies make for a more volatile probationer.
- To manage un-funded New York State mandates. These include DNA specimen collection, Sex Offender Registry, and implementation of the Correctional Offender Management Profiling for Alternative Sanctions (COMPAS). Probation is also involved with Drug Court, Domestic Violence Court and Family Treatment Court. 2015 will see probation continuing as a participant in "Project SAFE", for which no additional revenue is received.
- To continue to use and expand Electronic Monitoring as an alternative to costly incarceration for adults.
- To continue to work with the STOP-DWI Program in an attempt to change the behavior of the DWI offender.
- To continue to promote probation officer safety through offering an in-house two-day "Officer Safety and Survival Training" program to all new officers hired. This will be augmented with all officers using appropriate safety equipment provided by this department.

It is anticipated that the 2015 state aid reimbursement rate for eligible probation expenses will remain the same.

21010003
PROBATION

<u>Title of Position</u>	<u>Grade/Unit</u>	<u>2013 Actuals</u>	<u>As of 7/7/2014 Current Authorized</u>	<u>2015 Requested</u>	<u>2015 Recommended</u>	<u>2015 Adopted</u>
<u>FULL TIME</u>						
Probation Director III	G Admin	1	1	1	1	1
Deputy Probation Director III	D Admin	1	1	1	1	1
Probation Supervisor	21 BAPA	3	3	3	3	3
Senior Probation Officer	19 CSEA	3	3	3	3	3
Probation Officer/Trainee	17/16 CSEA	18	19	19	19	19
Principal Account Clerk	13 CSEA	1	1	1	1	1
Secretary	13 CSEA	1	1	1	1	1
Keyboard Specialist	8 CSEA	4	4	3	3	3
Account Clerk	7 CSEA	<u>2</u>	<u>2</u>	<u>2</u>	<u>2</u>	<u>2</u>
Total Full-Time Positions		34	35	34	34	34
<u>PART TIME</u>						
Total Part-Time Positions		0	0	0	0	0
TOTAL POSITIONS		34	35	34	34	34

REPORT:BP033

BROOME COUNTY GOVERNMENT
REVENUE AND APPROPRIATION SUMMARY
BY DEPARTMENT AND DIVISION

FUND: 1010 General Operating

DEPT: 21000000 Probation

DIV: 01 Probation-Admin

Account	2013 Actuals	2014 Budget	2014 YTD Actuals As of 10/13/14	2015 Budget Requested	2015 Budget Recommended	2015 Budget Adopted
21000000 Probation						
0000002 Departmental Income						
5000208 RESTITUTION/REPARATION SURCHAR	13,953	16,300	11,825	16,697	16,697	16,697
5000333 OTHER DEPARTMENTAL CHARGEBACK	48,990	50,091	30,131	52,126	52,126	52,126
5000426 MISCELLANEOUS	90	0	0	0	0	0
0000002 Departmental Income Totals	63,033	66,391	41,956	68,823	68,823	68,823
0000007 Misc Interfund Revenues						
5000534 TRANSFER FROM INSURANCE RESERV	4,771	0	0	0	0	0
5000581 UNUSED GRANT	6,136	0	0	0	0	0
0000007 Misc Interfund Revenues Totals	10,907	0	0	0	0	0
0000008 State Aid						
5000814 PROBATION SERVICES	244,275	360,625	216,161	432,321	432,321	432,321
0000008 State Aid Totals	244,275	360,625	216,161	432,321	432,321	432,321
0000009 Federal Aid						
5000905 WORKFORCE INVESTMENT ACT (WIA)	6,041	0	0	0	0	0
5000946 FEDERAL AID - OTHER	9,588	0	6,062	10,140	10,140	10,140
0000009 Federal Aid Totals	15,629	0	6,062	10,140	10,140	10,140
Rev Total for Div: 2101	333,844	427,016	264,179	511,284	511,284	511,284
0000010 Personal Service						
6001000 SALARIES FULL-TIME	1,533,798	1,677,853	1,147,973	1,655,263	1,655,263	1,655,263
6001002 SALARIES TEMPORARY	17,660	18,037	12,879	0	0	0
0000010 Personal Service Totals	1,551,458	1,695,890	1,160,852	1,655,263	1,655,263	1,655,263
0000040 Contractual Expenditures						
6004012 OFFICE SUPPLIES	6,457	10,885	5,520	6,315	6,315	6,315

BROOME COUNTY GOVERNMENT
 REVENUE AND APPROPRIATION SUMMARY
 BY DEPARTMENT AND DIVISION

FUND: 1010 General Operating
 DEPT: 21000000 Probation
 DIV: 01 Probation-Admin

Account	2013 Actuals	2014 Budget	2014 YTD Actuals As of 10/13/14	2015 Budget Requested	2015 Budget Recommended	2015 Budget Adopted
6004021 BLDG MAINTENANCE SUPPLIES	0	519	519	0	0	0
6004030 FOOD AND BEVERAGES	20	200	23	0	0	0
6004046 GAS OIL GREASE AND DIESEL FUEL	10	150	0	75	75	75
6004048 MISC OPERATIONAL SUPPLIES	8,636	17,757	596	12,757	12,757	12,757
6004056 COMPUTER EQUIPMENT (NON CAPITAL)	0	1,410	1,410	0	0	0
6004100 POSTAGE AND FREIGHT	6	47	0	0	0	0
6004105 DUES AND MEMBERSHIPS	700	700	750	750	750	750
6004106 GENERAL OFFICE EXPENSES	98	600	226	300	300	300
6004136 OPERATIONAL EQUIPMENT REPAIRS	0	400	42	200	200	200
6004138 OTHER OPERATIONAL EXPENSES	0	175	0	175	175	175
6004146 SUBCONTRACTED PROGRAM EXPENSE	0	4,000	1,243	3,000	3,000	3,000
6004160 MILEAGE AND PARKING-LOCAL	5,950	12,855	2,174	7,000	7,000	7,000
6004161 TRAVEL HOTEL AND MEALS	2,094	5,000	2,670	3,000	3,000	3,000
6004162 EDUCATION AND TRAINING	110	1,500	797	700	700	700
6004169 DAY TRIP MEAL REIMBURSEMENT	120	645	0	295	295	295
6004196 COPYING MACHINE RENTALS	5,346	6,900	3,918	6,900	6,900	6,900
6004200 PROPERTY LOSS	120	0	0	0	0	0
6004203 INSURANCE CLAIMS	4,651	0	0	0	0	0
6004573 OTHER FEES FOR SERVICES	3,953	3,000	2,243	3,000	3,000	3,000
0000040 Contractual Expenditures Totals	38,271	66,743	22,131	44,467	44,467	44,467
0000041 Chargeback Expenses						
6004602 INSURANCE PREMIUM CHARGEBACK	2,185	2,981	2,981	10,983	10,983	10,983
6004609 DATA PROCESSING CHARGEBACKS	81,785	98,621	49,311	111,702	111,702	111,702
6004614 OTHER CHARGEBACK EXPENSES	300	200	20	112	112	112
6004615 GASOLINE CHARGEBACK	2,064	2,672	2,241	3,150	3,150	3,150
6004616 FLEET SERVICE CHARGEBACK	5,218	6,693	6,693	6,693	6,693	6,693
6004617 DUPLICATING/PRINTING CHARGEBAC	1,571	1,125	1,574	1,538	1,538	1,538
6004618 OFFICE SUPPLIES CHARGEBACK	3,702	4,650	3,962	4,725	4,725	4,725
0000041 Chargeback Expenses Totals	96,825	116,942	66,782	138,903	138,903	138,903
0000080 Employee Benefits						
6008001 STATE RETIREMENT	300,816	367,735	238,793	317,072	317,072	317,072
6008002 SOCIAL SECURITY	111,721	129,597	82,875	127,700	127,700	127,700
6008004 WORKERS COMPENSATION	10,541	11,228	6,393	9,765	9,765	9,765
6008006 LIFE INSURANCE	479	525	363	525	525	525
6008007 HEALTH INSURANCE	352,897	407,135	277,917	359,388	359,388	359,388
6008009 RETIREE HEALTH INSURANCE	347,059	403,735	248,144	398,297	398,297	398,297
6008010 DISABILITY INSURANCE	3,369	2,262	1,471	2,340	2,340	2,340

REPORT:BP033

BROOME COUNTY GOVERNMENT
REVENUE AND APPROPRIATION SUMMARY
BY DEPARTMENT AND DIVISION

FUND: 1010 General Operating
DEPT: 21000000 Probation
DIV: 01 Probation-Admin

Account	2013 Actuals	2014 Budget	2014 YTD Actuals As of 10/13/14	2015 Budget Requested	2015 Budget Recommended	2015 Budget Adopted
6008013 HEALTH INS - RETIRE INCENTIVE	19,176	0	0	0	0	0
0000080 Employee Benefits Totals	1,146,058	1,322,217	855,956	1,215,087	1,215,087	1,215,087
0000090 Transfers						
6009002 TRANSFER TO GRANT FUND	139,852	117,351	23,371	105,576	105,576	105,576
0000090 Transfers Totals	139,852	117,351	23,371	105,576	105,576	105,576
Exp Total for Div: 2101	2,972,464	3,319,143	2,129,092	3,159,296	3,159,296	3,159,296
Total for Div: 21000000	-2,638,620	-2,892,127	-1,864,913	-2,648,012	-2,648,012	-2,648,012

PROBATION-FAMILY SERVICES UNIT

MISSION STATEMENT

The Broome County Probation Department is dedicated to the protection of the community by reducing crime and delinquency, along with facilitating the rehabilitation of offenders of the law. This is accomplished through investigation, supervision, and diversion of cases that have violated laws of the Family Court Act, the Penal Law, and other laws of the State of New York. This department works closely with the courts, police agencies, treatment agencies, schools, and other human service agencies in Broome County to rehabilitate juveniles. The Probation Department has a primary obligation to the community to return juveniles back to the court when they do not abide by the court's orders.

DESCRIPTION

In 2013, the PINS and JD Units were combined into the Family services Unit (FSU). Probation is working very closely with Social Services, Youth Bureau, and County Attorney to develop the 2015 Family Services Unit plan. The goal is to divert youth from entering Family Court, and avoiding costly detention and out of home placements. The FSU provides intake services for all Juvenile Delinquency (JD) cases referred by the police to the department. The process begins by arranging an Appearance Ticket interview with the youth and their families. The youth can range from 7 to 16 years of age. Appropriate cases are supervised through a voluntary diversion program in an attempt to resolve the complaint without the involvement of Family Court.

The Family Services Unit conducts Pre-Dispositional Investigations of both PINS and JD cases, as well as providing supervision of adjudicated PINS and JD cases, as well as other Family Court cases. The unit also conducts adoption home studies.

2015 OBJECTIVES

- To continue to provide quality services to the PINS/JD caseload. 2013 saw 436 cases opened for services and 2014's projected figure is 492. We are finding that with the change in law, PINS cases remain with us for a longer period than in prior years.
-
- To continue to provide mandated and voluntary services for suitable youth ages 7 – 16, and up to 18 years old for PINS.
-
- To continue to use DAASP (Detention Alternative After School Program) for PINS and JDs.
-
- To continue to work with other County human service departments in the Juvenile Justice Task Force. Probation will collaborate with these agencies to develop a cost effective plan to implement the revision of Section 735 of the Family Court Act. Community services will be developed and/or enhanced with the ultimate goal to reduce costly placements by timely interventions at the community level.

21020003

PROBATION/FAMILY SERVICES UNIT

<u>Title of Position</u>	<u>Grade/Unit</u>	<u>2013 Actuals</u>	<u>As of 7/7/2014 Current Authorized</u>	<u>2015 Requested</u>	<u>2015 Recommended</u>	<u>2015 Adopted</u>
<u>FULL TIME</u>						
Probation Supervisor	21 BAPA	2	1	1	1	1
Senior Probation Officer	19 CSEA	3	3	3	3	3
Probation Officer/Trainee	17/16 CSEA	<u>11</u>	<u>8</u>	<u>5</u>	<u>5</u>	<u>5</u>
Total Full-Time Positions		16	12	9	9	9
<u>PART TIME</u>						
Total Part-Time Positions		0	0	0	0	0
TOTAL POSITIONS		16	12	9	9	9

BROOME COUNTY GOVERNMENT
 REVENUE AND APPROPRIATION SUMMARY
 BY DEPARTMENT AND DIVISION

FUND: 1010 General Operating
 DEPT: 21000000 Probation
 DIV: 02 Probation-JD/FINS

Account	2013 Actuals	2014 Budget	2014 YTD Actuals As of 10/13/14	2015 Budget Requested	2015 Budget Recommended	2015 Budget Adopted
0000002 Departmental Income						
5000313 CHARGEBACKS - D S S	1,043,586	1,099,183	0	0	0	0
0000002 Departmental Income Totals	1,043,586	1,099,183	0	0	0	0
Rev Total for Div: 2102	1,043,586	1,099,183	0	0	0	0
0000010 Personal Service						
6001000 SALARIES FULL-TIME	623,093	635,104	460,958	516,754	516,754	516,754
0000010 Personal Service Totals	623,093	635,104	460,958	516,754	516,754	516,754
0000040 Contractual Expenditures						
6004048 MISC OPERATIONAL SUPPLIES	996	1,000	3,561	1,000	1,000	1,000
6004056 COMPUTER EQUIPMENT (NON CAPITAL)	6,580	0	0	0	0	0
6004146 SUBCONTRACTED PROGRAM EXPENSE	811	14,000	487	6,000	6,000	6,000
6004160 MILEAGE AND PARKING-LOCAL	2,498	6,577	518	2,250	2,250	2,250
6004161 TRAVEL HOTEL AND MEALS	0	3,550	1,389	1,500	1,500	1,500
6004162 EDUCATION AND TRAINING	85	620	0	120	120	120
6004169 DAY TRIP MEAL REIMBURSEMENT	0	1,000	0	150	150	150
6004573 OTHER FEES FOR SERVICES	2,760	5,000	180	3,000	3,000	3,000
0000040 Contractual Expenditures Totals	13,730	31,747	6,135	14,020	14,020	14,020
0000041 Chargeback Expenses						
6004602 INSURANCE PREMIUM CHARGEBACK	981	993	0	3,660	3,660	3,660
6004606 TELEPHONE BILLING ACCOUNT	2,881	665	1,229	3,512	3,512	3,512
6004609 DATA PROCESSING CHARGEBACKS	36,744	32,874	16,437	37,233	37,233	37,233
6004614 OTHER CHARGEBACK EXPENSES	200	593	500	188	188	188
6004615 GASOLINE CHARGEBACK	1,178	891	960	1,050	1,050	1,050
6004616 FLEET SERVICE CHARGEBACK	2,344	2,231	2,231	2,231	2,231	2,231
6004617 DUPLICATING/PRINTING CHARGEBACK	620	375	0	512	512	512
6004618 OFFICE SUPPLIES CHARGEBACK	2,092	1,550	0	1,575	1,575	1,575
0000041 Chargeback Expenses Totals	47,040	40,172	21,357	49,961	49,961	49,961

REPORT:BP033

BROOME COUNTY GOVERNMENT
REVENUE AND APPROPRIATION SUMMARY
BY DEPARTMENT AND DIVISION

FUND: 1010 General Operating
DEPT: 21000000 Probation
DIV: 02 Probation-JD/PINS

Account	2013 Actuals	2014 Budget	2014 YTD Actuals As of 10/13/14	2015 Budget Requested	2015 Budget Recommended	2015 Budget Adopted
0000080 Employee Benefits						
6008001 STATE RETIREMENT	126,194	148,236	98,768	113,589	113,589	113,589
6008002 SOCIAL SECURITY	45,212	48,547	32,938	39,375	39,375	39,375
6008004 WORKERS COMPENSATION	4,624	3,743	0	3,255	3,255	3,255
6008006 LIFE INSURANCE	180	180	135	135	135	135
6008007 HEALTH INSURANCE	131,597	127,708	118,434	125,557	125,557	125,557
6008009 RETIREE HEALTH INSURANCE	41,669	56,706	37,539	60,943	60,943	60,943
6008010 DISABILITY INSURANCE	1,410	858	637	624	624	624
6008013 HEALTH INS - RETIRE INCENTIVE	5,142	6,182	0	0	0	0
0000080 Employee Benefits Totals	356,028	392,160	288,451	343,478	343,478	343,478
Exp Total for Div: 2102	1,039,891	1,099,183	776,901	924,213	924,213	924,213
Total for Div: 21000000	3,695	0	-776,901	-924,213	-924,213	-924,213
Total for Dept: 21000000	-2,634,925	-2,892,127	-2,641,814	-3,572,225	-3,572,225	-3,572,225

SECURITY SERVICES

COMMISSIONER OF PUBLIC WORKS,
PARKS, RECREATION & YOUTH SERVICES

DIRECTOR OF
SECURITY SERVICES

ADMINISTRATIVE
MANAGER OF
SECURITY SVCS

ADMINISTRATION

- Peace Officer Academy
- Records
- Evidence Collection
- Parking / Transfers
- Front Office
- Background Investigations
- Internal Investigations
- Access Control
- County Key System
- Division Training
- Workman's Comp Fraud Investigations
- Computer Analysis & Technical Services Unit
- County Office Building Security
- Tri-partite Security

ASSISTANT DIRECTOR
OF SECURITY

OPERATIONS

- TSA Contract
- Investigations
- Special Events
- Uniformed Services
 - Airport
 - Arena
 - DSS
 - Transit
 - Health Dept.
 - Mental Health
 - WPNH
 - Parks
 - Geo. Harvey JB
 - NCOB

SUPERVISING FRAUD
INVESTIGATOR

FRAUD UNIT

- Welfare Fraud Investigations
- Enforcement
- Sanctions & Restitutions
- Front - End Detection Program
- Medicaid Fraud Investigations

DOG SHELTER
MANAGER

DOG SHELTER

- Adoption
- Redemptions
- Pet Sign-Overs
- Contract Services
 - City of Binghamton
 - 11 Towns

PUBLIC WORKS

Security

MISSION STATEMENT

Maintain a safe and orderly atmosphere upon County properties and elsewhere by rendering assistance, encouraging compliance, and providing enforcement as necessary. Protect the County facilities and assets from damage and loss. Provide services as required, which are best provided by a security organization, to enhance governmental operations and reduce liability. Provide specific functions as may be required.

DESCRIPTION

The Division consists of five units, which are responsible for unique and separate services. Administrative Services include maintenance and operation of the County ID Card System, Pre-Employment Screening Project, Access Control System, parking lots, evidence retention, lost & found property, Workers' Compensation fraud investigations, security records, and equipment and training. Security Operations include Uniformed Security Services at County facilities such as the Departments of Social Services, Health, Mental Health, Airport, Arena, Forum, Parks, Office Building, Landfill, Willow Point Nursing Home, and SUNY Broome. The Case Integrity Unit conducts welfare fraud and internal investigations for the Department of Social Services. The Front Street Shelter provides contracted dog shelter services for eleven towns and the City of Binghamton.

2015 OBJECTIVES

- Continue shared services efforts in the CATS lab and continue to pursue funding avenues.
- Medicaid Fraud-continue efforts to pursue recipient fraud in conjunction with the provider fraud project.
- Continue workplace violence training for all County employees.
- Continue administrative and enforcement of taxi cab regulations.

2015 BUDGET HIGHLIGHTS

- Continue efforts to reduce un-anticipated overtime costs within the division.
- Maintain security efforts at the George Harvey Justice Building and Intermodal facilities.
- Evaluate deployment of personnel at facilities and special events for prioritized service.

22000203
 22000103
PUBLIC WORKS/Security

<u>Title of Position</u>	<u>Grade/Unit</u>	<u>2013 Actuals</u>	<u>As of 7/7/2014 Current Authorized</u>	<u>2015 Requested</u>	<u>2015 Recommended</u>	<u>2015 Adopted</u>
<u>FULL TIME</u>						
Director of Security	F Admin	1	1	1	1	1
Assistant Director of Security	23 Admin	1	1	1	1	1
Supervising Fraud Investigator *	23 BAPA	1	1	1	1	1
Security Supervisor	18 BAPA	6	6	6	6	6
Dog Shelter Manager	17 BAPA	1	1	1	1	1
Sr Security Svcs Investigator	20 CSEA	1	1	1	1	1
Security Services Investigator	17 CSEA	6	6	6	6	6
Senior Social Services Examiner	13 CSEA	1	1	1	1	1
Security Officer II **	12 CSEA	19	19	19	19	19
Social Services Examiner	11 CSEA	0	1	0	1	1
Senior Kennel Person	9 CSEA	1	1	1	1	1
Keyboard Specialist	8 CSEA	1	1	1	1	1
Kennel Person	7 CSEA	1	1	1	1	1
Security Officer I	7 CSEA	<u>1</u>	<u>1</u>	<u>1</u>	<u>1</u>	<u>1</u>
Total Full-Time Positions		41	42	41	42	42
<u>PART TIME</u>						
Total Part-Time Positions		0	0	0	0	0
TOTAL POSITIONS		41	42	41	42	42

* One position unfunded since 2013
 ** Two positions unfunded since 2012

REPORT:BP032

BROOME COUNTY GOVERNMENT
REVENUE AND APPROPRIATION SUMMARY BY DEPARTMENT

FUND: 1010 General Operating
DEPT: 22000000 Security

Account	2013 Actuals	2014 Budget	2014 YTD Actuals As of 10/13/14	2015 Budget Requested	2015 Budget Recommended	2015 Budget Adopted
0000002 Departmental Income						
5000187 REIMBURSEMENT - ANIMAL SHELTER	247,541	216,988	139,257	255,274	255,274	255,274
5000217 EVENTS - BASEMENT PARKING	13,919	13,000	9,718	13,000	13,000	13,000
5000226 SHELTER REVENUE	0	90,000	83,521	90,000	90,000	90,000
5000230 SECURITY SERVICES - OUTSIDE US	135,891	148,814	137,439	148,814	148,814	148,814
5000242 TAXI CAB INSPECTIONS	4,025	4,000	3,625	4,000	4,000	4,000
5000308 SECURITY SERVICES	1,980,126	2,100,881	987,276	1,911,426	1,983,915	1,983,915
5000333 OTHER DEPARTMENTAL CHARGEBACK	2,002	11,419	12,974	11,419	11,419	11,419
5000431 MISCELLANEOUS	0	6,500	0	0	0	0
0000002 Departmental Income Total	2,383,504	2,591,602	1,373,810	2,433,933	2,506,422	2,506,422
0000003 Use of Money						
5000451 INTEREST AND EARNINGS	249	0	140	0	0	0
5000463 PARKING LOT	9,690	5,000	6,645	2,000	2,000	2,000
5000464 PARKING PLAZA	66,825	58,000	52,700	58,000	58,000	58,000
0000003 Use of Money Total	76,764	63,000	59,485	60,000	60,000	60,000
0000004 Licenses and Permits						
5000482 TAXI CAB LICENSES	55,405	55,500	46,440	55,500	55,500	55,500
0000004 Licenses and Permits Total	55,405	55,500	46,440	55,500	55,500	55,500
0000006 Sale of Prop and Comp for Loss						
5000518 SALE OF EQUIPMENT	275	0	0	0	0	0
0000006 Sale of Prop and Comp for Loss Total	275	0	0	0	0	0
0000007 Misc Interfund Revenues						
5000533 UNCLASSIFIED REVENUES	17,941	30,000	45,882	30,000	30,000	30,000
5000534 TRANSFER FROM INSURANCE RESERV	2,294	6,999	6,999	0	0	0
5000545 CREDIT CARD REBATES	118	0	0	0	0	0
5000546 Trust Account Inflows	34,556	0	0	0	0	0
5000561 TRANSFER FROM RESERVE FUND	0	34,105	34,105	0	0	0
0000007 Misc Interfund Revenues Total	54,909	71,104	86,986	30,000	30,000	30,000

BROOME COUNTY GOVERNMENT
REVENUE AND APPROPRIATION SUMMARY BY DEPARTMENT

FUND: 1010 General Operating
DEPT: 22000000 Security

Account	2013 Actuals	2014 Budget	2014 YTD Actuals As of 10/13/14	2015 Budget Requested	2015 Budget Recommended	2015 Budget Adopted
0000009 Federal Aid						
5000907 PUBLIC SAFETY GRANTS - FEDERAL	69,189	80,000	102,095	80,000	80,000	80,000
0000009 Federal Aid Total	69,189	80,000	102,095	80,000	80,000	80,000
Rev Totals for Dept: 22000000	2,640,046	2,861,206	1,668,816	2,659,433	2,731,922	2,731,922
0000010 Personal Service						
6001000 SALARIES FULL-TIME	1,536,385	1,706,085	1,180,279	1,665,593	1,694,969	1,694,969
6001002 SALARIES TEMPORARY	512,093	639,436	390,634	474,285	518,282	518,282
6001003 SALARIES OVERTIME	81,745	96,000	69,166	85,305	91,302	91,302
6001004 SALARIES SHIFT DIFFERENTIAL	11,460	15,000	8,705	14,226	14,226	14,226
6001008 STAND-BY PAY	8,128	8,500	5,905	8,500	8,500	8,500
6001009 OTHER PERSONNEL SERVICES	5,000	4,000	3,832	4,000	4,000	4,000
0000010 Personal Service Totals	2,154,811	2,469,021	1,658,521	2,251,909	2,331,279	2,331,279
0000040 Contractual Expenditures						
6004010 BOOKS AND SUBSCRIPTIONS	2,571	1,050	0	1,050	1,050	1,050
6004012 OFFICE SUPPLIES	6,367	9,187	4,166	8,614	8,614	8,614
6004021 BLDG MAINTENANCE SUPPLIES	190	500	0	500	500	500
6004022 FUEL AND HEATING SUPPLIES	7,631	8,500	4,596	8,500	8,500	8,500
6004023 BLDG AND GROUNDS SUPPLIES	1,667	3,000	1,564	3,000	3,000	3,000
6004030 FOOD AND BEVERAGES	585	600	979	600	600	600
6004041 PHOTOGRAPHIC SUPPLIES	2,052	700	0	700	700	700
6004048 MISC OPERATIONAL SUPPLIES	44,374	53,064	17,829	52,850	52,850	52,850
6004050 ANIMAL FOOD	1,329	2,500	260	2,500	2,500	2,500
6004052 UNIFORMS	15,801	12,000	3,478	12,000	12,000	12,000
6004054 SAFETY SUPPLIES	1,005	2,400	937	2,400	2,400	2,400
6004055 COMPUTER SOFTWARE AND SUPPLIES	2,464	14,500	12,178	14,500	14,500	14,500
6004056 COMPUTER EQUIPMENT(NON CAPITAL	3,040	0	0	0	0	0
6004100 POSTAGE AND FREIGHT	0	50	45	0	0	0
6004105 DUES AND MEMBERSHIPS	0	500	0	500	500	500
6004106 GENERAL OFFICE EXPENSES	0	50	0	50	50	50
6004113 WATER AND SEWAGE CHARGES	3,889	3,500	2,544	3,500	3,500	3,500
6004115 ELECTRIC CURRENT	4,182	5,500	3,044	5,500	5,500	5,500
6004117 BUILDING AND GROUNDS EXPENSES	3,794	3,500	1,862	3,500	3,500	3,500

REPORT:BP032

BROOME COUNTY GOVERNMENT
REVENUE AND APPROPRIATION SUMMARY BY DEPARTMENT

FUND: 1010 General Operating

DEPT: 22000000 Security

Account	2013 Actuals	2014 Budget	2014 YTD Actuals As of 10/13/14	2015 Budget Requested	2015 Budget Recommended	2015 Budget Adopted
6004138 OTHER OPERATIONAL EXPENSES	8,349	12,925	6,379	12,925	12,925	12,925
6004139 Trust Account Outflows	50,171	0	0	0	0	0
6004161 TRAVEL HOTEL AND MEALS	3,181	2,900	1,547	2,900	2,900	2,900
6004162 EDUCATION AND TRAINING	990	1,600	130	1,600	1,600	1,600
6004164 NON-EMPLOYEE TRAVEL HOTEL & ME	0	500	0	500	500	500
6004192 SOFTWARE MAINTENANCE	4,790	10,000	0	10,000	10,000	10,000
6004196 COPYING MACHINE RENTALS	2,636	2,670	1,921	2,670	2,670	2,670
6004200 PROPERTY LOSS	1,706	160	160	0	0	0
6004203 INSURANCE CLAIMS	757	6,839	6,758	0	0	0
6004402 LAB SERVICES	8,190	8,000	5,320	8,000	8,000	8,000
6004568 VETERINARIAN SERVICES	20,000	37,000	25,936	37,000	37,000	37,000
6004591 CASH SHORT AND OVER	21	0	0	0	0	0
6004595 TRANSFER TO RESERVE	0	0	0	11,917	11,917	11,917
0000040 Contractual Expenditures Totals	201,732	203,695	101,633	207,776	207,776	207,776
0000041 Chargeback Expenses						
6004602 INSURANCE PREMIUM CHARGEBACK	8,934	3,586	2,692	4,747	4,747	4,747
6004606 TELEPHONE BILLING ACCOUNT	0	1,638	2,676	2,095	2,095	2,095
6004609 DATA PROCESSING CHARGEBACKS	2,834	3,549	0	5,586	5,586	5,586
6004610 PERSONAL SERVICES CHARGEBACKS	0	11,419	11,419	11,419	11,419	11,419
6004614 OTHER CHARGEBACK EXPENSES	22	100	102	35	35	35
6004615 GASOLINE CHARGEBACK	35,556	45,000	27,943	42,000	42,000	42,000
6004616 FLEET SERVICE CHARGEBACK	35,919	42,389	42,389	44,620	44,620	44,620
6004617 DUPLICATING/PRINTING CHARGEBAC	693	400	283	780	780	780
6004618 OFFICE SUPPLIES CHARGEBACK	1,281	1,250	808	1,260	1,260	1,260
6004619 BUILDING SERVICE CHARGEBACK	2,491	5,000	1,173	5,000	5,000	5,000
6004626 TRANSPORTATION SERVICES CHARGE	28,013	6,966	6,966	20,130	20,130	20,130
0000041 Chargeback Expenses Totals	115,743	121,297	96,451	137,672	137,672	137,672
0000080 Employee Benefits						
6008001 STATE RETIREMENT	324,635	402,326	266,622	337,340	343,352	343,352
6008002 SOCIAL SECURITY	160,026	198,695	121,831	173,878	178,582	178,582
6008004 WORKERS COMPENSATION	20,149	20,013	10,007	19,342	19,342	19,342
6008006 LIFE INSURANCE	538	615	410	615	615	615
6008007 HEALTH INSURANCE	294,308	334,349	245,597	344,416	349,416	349,416
6008009 RETIREE HEALTH INSURANCE	117,809	138,018	84,750	96,426	96,426	96,426
6008010 DISABILITY INSURANCE	3,409	2,418	1,579	2,340	2,340	2,340
6008011 UNEMPLOYMENT INSURANCE	5,661	0	0	0	0	0
6008013 HEALTH INS - RETIRE INCENTIVE	10,901	0	0	0	0	0

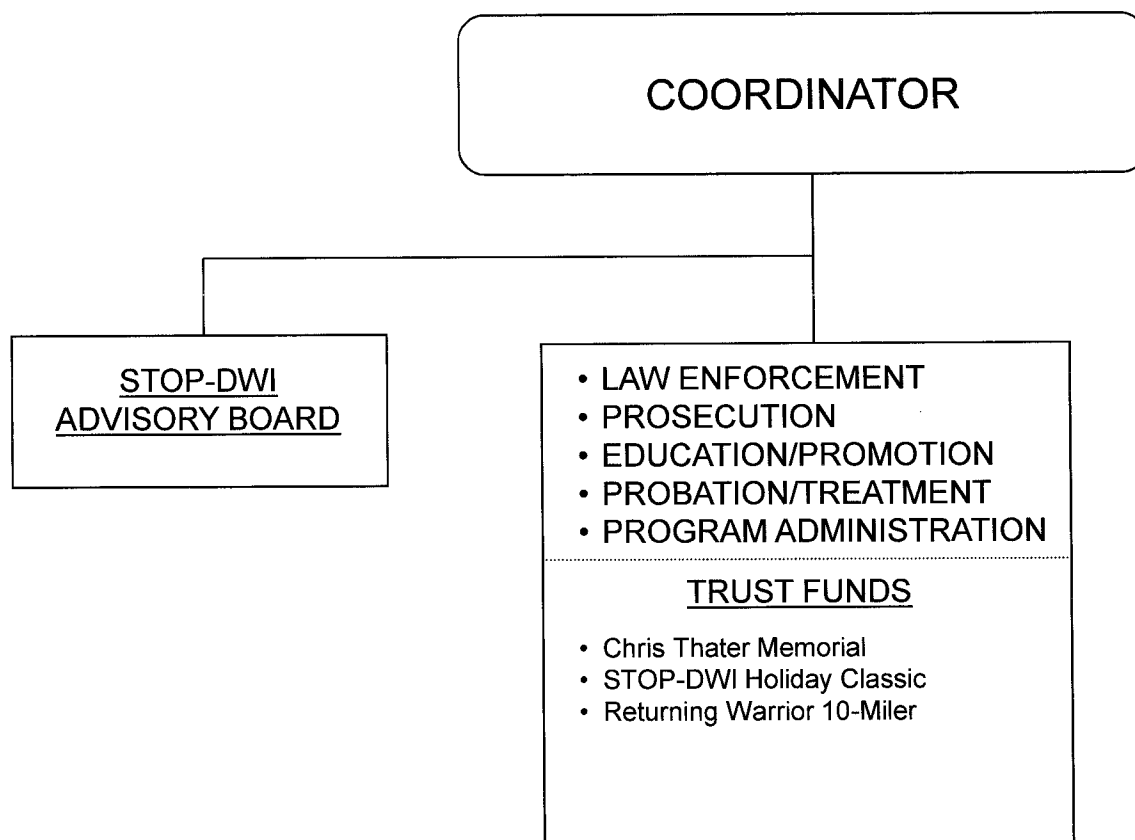
REPORT:BP032

BROOME COUNTY GOVERNMENT
REVENUE AND APPROPRIATION SUMMARY BY DEPARTMENT

FUND: 1010 General Operating
DEPT: 22000000 Security

Account	2013 Actuals	2014 Budget	2014 YTD Actuals As of 10/13/14	2015 Budget Requested	2015 Budget Recommended	2015 Budget Adopted
0000080 Employee Benefits Totals	937,436	1,096,434	730,796	974,357	990,073	990,073
Exp Totals for Dept: 22000000	3,409,722	3,890,447	2,587,401	3,571,714	3,666,800	3,666,800
Total for Dept: 22000000	-769,676	-1,029,241	-918,585	-912,281	-934,878	-934,878

STOP - DWI



STOP-DWI

MISSION STATEMENT

To develop and coordinate a comprehensive DWI counter-measure program to reduce impaired driving and alcohol/drug related traffic injuries and fatalities.

DESCRIPTION

STOP-DWI stands for “Special Traffic Options Program for Driving While Intoxicated”. The STOP-DWI Program was enacted by the State Legislature in 1981 for the purposes of empowering county governments to coordinate local efforts to reduce the incidence of impaired driving within the context of a comprehensive and financially self-sustaining highway safety program.

Pursuant to Article 31 Section 1197 of the New York State Vehicle and Traffic Law and 15 NYCRR Part 172 of the Commissioner’s Rules and Regulations, the Broome County STOP-DWI Program develops and coordinates a comprehensive DWI countermeasures program – that places a priority on general deterrence – the prevention of impaired driving through a high visibility enforcement and prosecution effort. To that end, STOP-DWI funds enhanced police patrols that are dedicated to DWI enforcement. STOP-DWI also provides specialized breath testing equipment and video cameras to police agencies as well. The District Attorney’s office receives funds for an additional prosecutor to specialize in DWI cases. STOP-DWI also funds a position with the Broome County Probation Department to deal with recidivist DWI offenders.

In addition, STOP-DWI funds an effective traditional and social media campaign in order to heighten public awareness about the dangers of

impaired driving and to promote the enforcement and prosecution efforts.

STOP-DWI also sponsors numerous training seminars for prosecutors, police, educators, and treatment professionals who deal with various aspects of the impaired driving issues. STOP-DWI works with area middle and high schools and conducts numerous community outreach programs. The STOP-DWI Program also sponsors a high school basketball tournament, a high school girls softball tournament, a bicycle race, a 5K Run, and a 10-Mile Run focused on Veteran related traffic safety issues using the popularity of sports to further promote its STOP-DWI and healthy lifestyles message.

STOP-DWI operates under 15 NYCRR Part 172 of the Commissioners Rules and Regulations which limits funding to only enhancement programs, which reduce the incidence of drunk driving. Broome County’s STOP-DWI Program is supported entirely by the fines paid by people convicted of driving while intoxicated and DWI Probation supervision fees.

2015 OBJECTIVES

Enforcement and Adjudication Component:

- Continue the high visibility STOP-DWI Task Force Program involving specially marked patrol vehicles and overtime patrols that are dedicated to DWI enforcement.
- Continue the digital recording program in which DWI offenders are recorded at the scene of arrest and at police stations.
- Purchase specialized breath testing equipment and supplies for DWI enforcement.
- Support specialized crash investigation and reconstruction efforts among Broome County’s law enforcement agencies.

- Support the Drug Recognition Expert (DRE) Program with area police agencies.
- Continue the STOP-DWI Prosecution Program with the Broome County District Attorney's Office.
- Continue the STOP-DWI Probation Program with the Broome County Probation Department.
- Continue funding an in-house random drug testing program for DWI Probationers.

Education and Public Awareness Component:

- Continue specialized education programs for enforcement, prosecution, education, and treatment professionals who deal with various aspects of the impaired driving issues.
- Continue to offer TIPS Alcohol Server Training Program to on-premise (bars, taverns) and off-premise (caterers) establishments and to work with licensed establishments on the prevention of impaired driving.
- Conduct community outreach via public speaking engagements, presenting booths at health fairs and trade shows and by making available videos, displays, and printed materials to schools and other organizations.
- Continue to support education and public awareness activities in area middle schools and high schools.
- Conduct a comprehensive electronic and print advertising campaign to promote awareness about the DWI issue.
- Conduct special projects/events such as the STOP-DWI Holiday Classic, STOP-DWI Tournament of Champions, the Chris Thater Memorial, Teen Traffic Safety Day, and the Returning Warrior Run to further promote the STOP-DWI and healthy lifestyles message to youth and the community.

Administrative/Evaluation Component:

- Work with the STOP-DWI Advisory Board, local officials and public and private community organizations to develop and coordinate a comprehensive DWI countermeasure program.
- Monitor and evaluate traffic accident, arrest, and conviction data to assess the effectiveness of Broome County's STOP-DWI effort.
- Coordinate local efforts to implement the Ignition Interlock Device (IID) requirements of Leandra's Law.
- Seek private/corporate sponsorship to help finance education and promotional efforts.

2015 BUDGET HIGHLIGHTS

- Application of DWI fine revenues to cover FY2015 program expenses at no cost to local taxpayers.
- Application of DWI Probation Supervision Fees to fund STOP-DWI's Probation programming.
- Zero application of STOP-DWI fund balance to help finance FY2015 budget.
- Maintaining a comprehensive DWI countermeasures program with declining DWI fine revenues.
- Providing financial assistance to county and local law enforcement for the purchase of specialized equipment and overtime patrols.
- Obtaining grant funding to off-set loss of DWI fine money to minimize reductions in law enforcement and education programs.

24010003
STOP DWI

<u>Title of Position</u>	<u>Grade/Unit</u>	<u>2013 Actuals</u>	<u>As of 7/7/2014 Current Authorized</u>	<u>2015 Requested</u>	<u>2015 Recommended</u>	<u>2015 Adopted</u>
<u>FULL TIME</u>						
STOP DWI Coordinator	22 Admin	1	1	1	1	1
Secretary	13 CSEA	<u>1</u>	<u>1</u>	<u>1</u>	<u>1</u>	<u>1</u>
Total Full-Time Positions		2	2	2	2	2
<u>PART TIME</u>						
Total Part-Time Positions		0	0	0	0	0
TOTAL POSITIONS		2	2	2	2	2

REPORT:BP032

BROOME COUNTY GOVERNMENT
REVENUE AND APPROPRIATION SUMMARY BY DEPARTMENT

FUND: 1010 General Operating
DEPT: 24000000 STOP DWI

Account	2013 Actuals	2014 Budget	2014 YTD Actuals As of 10/13/14	2015 Budget Requested	2015 Budget Recommended	2015 Budget Adopted
0000002 Departmental Income						
5000201 MISC ADMIN AND OTHER INCOME	0	30,000	0	0	0	0
0000002 Departmental Income Total	0	30,000	0	0	0	0
0000005 Fines and Forfeitures						
5000491 STOP DWI FINES	302,367	320,000	198,186	305,000	305,000	305,000
5000492 DWI SUPERVISION FEES	45,388	43,000	31,120	44,000	44,000	44,000
0000005 Fines and Forfeitures Total	347,755	363,000	229,306	349,000	349,000	349,000
0000007 Misc Interfund Revenues						
5000530 REFUNDS OF PRIOR YEARS EXPENDI	0	0	275	0	0	0
5000546 Trust Account Inflows	157,795	0	0	0	0	0
0000007 Misc Interfund Revenues Total	157,795	0	275	0	0	0
0000009 Federal Aid						
5000946 FEDERAL AID - OTHER	0	0	0	12,000	12,000	12,000
0000009 Federal Aid Total	0	0	0	12,000	12,000	12,000
Rev Totals for Dept: 24000000	505,550	393,000	229,581	361,000	361,000	361,000
0000010 Personal Service						
6001000 SALARIES FULL-TIME	96,073	96,372	71,284	98,821	98,821	98,821
0000010 Personal Service Totals	96,073	96,372	71,284	98,821	98,821	98,821
0000040 Contractual Expenditures						
6004010 BOOKS AND SUBSCRIPTIONS	646	500	82	500	500	500
6004012 OFFICE SUPPLIES	491	1,500	440	500	500	500
6004048 MISC OPERATIONAL SUPPLIES	2,327	4,527	3,507	2,000	2,000	2,000
6004100 POSTAGE AND FREIGHT	0	250	0	200	200	200

BROOME COUNTY GOVERNMENT
REVENUE AND APPROPRIATION SUMMARY BY DEPARTMENT

FUND: 1010 General Operating
DEPT: 24000000 STOP DWI

Account	2013 Actuals	2014 Budget	2014 YTD Actuals As of 10/13/14	2015 Budget Requested	2015 Budget Recommended	2015 Budget Adopted
6004105 DUES AND MEMBERSHIPS	968	975	1,012	1,025	1,025	1,025
6004106 GENERAL OFFICE EXPENSES	0	30	0	0	0	0
6004136 OPERATIONAL EQUIPMENT REPAIRS	0	250	0	0	0	0
6004137 ADVERTISING AND PROMOTION EXPE	43,690	46,900	37,700	43,500	43,500	43,500
6004139 Trust Account Outflows	151,063	0	0	0	0	0
6004146 SUBCONTRACTED PROGRAM EXPENSE	42,853	100,310	49,935	53,693	53,693	53,693
6004160 MILEAGE AND PARKING-LOCAL	96	500	28	300	300	300
6004161 TRAVEL HOTEL AND MEALS	608	500	96	500	500	500
6004162 EDUCATION AND TRAINING	100	500	115	500	500	500
6004164 NON-EMPLOYEE TRAVEL HOTEL & ME	840	1,000	104	1,000	1,000	1,000
6004165 ADVISORY BD/TRUSTEES EXPENSES	0	250	0	0	0	0
6004166 NON-EMPLOYEE EDUCATION AND TRN	1,701	2,500	830	1,000	1,000	1,000
6004196 COPYING MACHINE RENTALS	1,443	1,000	1,082	1,500	1,500	1,500
0000040 Contractual Expenditures Totals	246,826	161,492	94,931	106,218	106,218	106,218
0000041 Chargeback Expenses						
6004602 INSURANCE PREMIUM CHARGEBACK	107	112	112	111	111	111
6004606 TELEPHONE BILLING ACCOUNT	0	0	0	811	811	811
6004609 DATA PROCESSING CHARGEBACKS	0	0	0	4,705	4,705	4,705
6004610 PERSONAL SERVICES CHARGEBACKS	92,007	105,000	52,935	91,200	91,200	91,200
6004614 OTHER CHARGEBACK EXPENSES	0	0	0	500	500	500
6004617 DUPLICATING/PRINTING CHARGEBA	0	0	0	500	500	500
6004618 OFFICE SUPPLIES CHARGEBACK	0	0	0	500	500	500
0000041 Chargeback Expenses Totals	92,114	105,112	53,047	98,327	98,327	98,327
0000080 Employee Benefits						
6008001 STATE RETIREMENT	19,585	22,067	15,591	20,061	20,061	20,061
6008002 SOCIAL SECURITY	6,391	7,372	5,091	7,560	7,560	7,560
6008004 WORKERS COMPENSATION	544	653	327	502	502	502
6008006 LIFE INSURANCE	30	30	22	30	30	30
6008007 HEALTH INSURANCE	21,814	23,122	17,477	22,860	22,860	22,860
6008009 RETIREE HEALTH INSURANCE	5,970	6,478	4,319	6,543	6,543	6,543
6008010 DISABILITY INSURANCE	128	112	58	78	78	78
0000080 Employee Benefits Totals	54,462	59,834	42,885	57,634	57,634	57,634
Exp Totals for Dept: 24000000	489,475	422,810	262,147	361,000	361,000	361,000

REPORT:BP032

BROOME COUNTY GOVERNMENT
 REVENUE AND APPROPRIATION SUMMARY BY DEPARTMENT

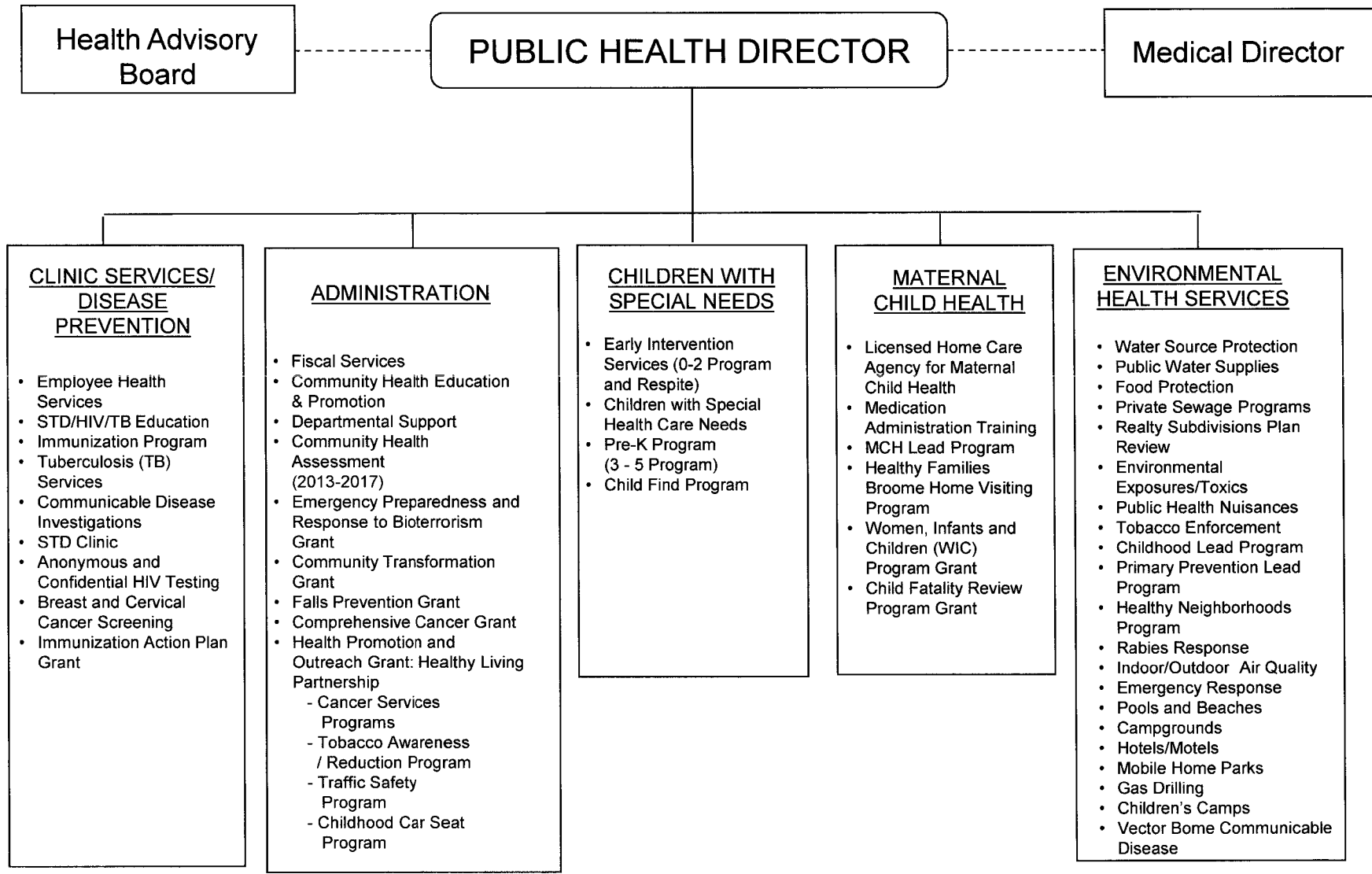
FUND: 1010 General Operating
 DEPT: 24000000 STOP DWI

Account	2013 Actuals	2014 Budget	2014 YTD Actuals As of 10/13/14	2015 Budget Requested	2015 Budget Recommended	2015 Budget Adopted
Total for Dept: 24000000	16,075	-29,810	-32,566	0	0	0

HEALTH

<u>DEPARTMENT/DIVISION</u>	<u>PAGE</u>
Health	
Administration	210
Environmental Health (Includes Rabies Control)	219
Clinics & Disease Control	224
Maternal Child Health Development	230
Mental Health	
Mental Health Clinic	239
Willow Point Nursing Home	
Administration & General	247
Nursing	257
Dietary	263
Cleanliness & Safety	267
Social Programs	272
Ancillaries	276
Debt Service	280
Transfers	282

HEALTH



HEALTH Administration

MISSION STATEMENT

Administration exists to establish and maintain the necessary infrastructure to assure the quality and consistency of public health services provided to the community in a cost-effective manner. The department strives to reduce inefficiencies, provide economies, and ensure compliance with regulations, accreditation standards and laws established by governing bodies. Administration serves as a “hub” between external recipients and internal recipients of services.

Public Health Standards:

Investigate health problems and environmental public health hazards to protect the community

- Conduct timely investigations of health problems and environmental public health hazards.
- Contain/mitigate health problems and environmental public health hazards.
- Analyze public health data to identify trends in health problems, environmental public health hazards, and social and economic factors that affect the public’s health.
- Maintain a plan with policies and procedures for urgent and non-urgent communications.
- Inform and educate about public health issues and functions
- Provide health education and health promotion policies, programs, processes, and interventions to support prevention and wellness.
- Provide information on public health issues and public health functions through multiple methods to a variety of audiences.
- Develop public health policies and plans
- Serve as a primary and expert resource for establishing and maintaining public health polices, practices, and capacity.

- Develop and implement a health department organizational strategic plan.
- Conduct a comprehensive planning process resulting in a Community Health Improvement Plan.
- Maintain a Public Health Emergency Preparedness and Response Plan for all threats and hazards.
- Enforce public health laws.
- Review existing laws and work with governing entities and elected/appointed officials to update as needed.
- Educate individuals and organizations on the meaning, purpose, compliance, and benefit of public health laws and how to comply.
- Conduct and monitor public health enforcement activities and coordinate notification of violations among appropriate agencies.
- Evaluate and continuously improve processes, programs and interventions.
- Use a performance management system to improve organizational practice, processes, programs, and interventions
- Develop and implement quality improvement processes integrated into organizational practice, programs, processes and interventions.
- Maintain administrative and management capacity
- Develop and maintain an operational infrastructure to support the performance of public health functions.
- Establish effective financial management systems
- Maintain capacity to engage the public health governing entity.
- Maintain current operational definitions and statements of the public health roles, responsibilities, and authorities.
- Provide information to the governing entity regarding public health and the official responsibilities of the health department and of the governing entity.
- Encourage the governing entity’s engagement in the public health department’s overall obligations and responsibilities.

DESCRIPTION OF SERVICES

The Administration Division is composed of three units: fiscal, departmental support, and administration.

- The fiscal unit is responsible for all facets of the Health Department's finances. Under the direction of the Fiscal Services Administrator, the fiscal staff provide payroll and personnel processing, accounts payable and receivable, cash management, statistical and financial analysis, billing, claiming and grants management. In addition, the unit prepares complex financial and statistical reports, (including cost reports), state aid applications, and various reports for the Health Department programs. Staff provides information and guidance on fiscal matters to the other divisions. Accountants act as liaisons to agency and non-agency staff regarding fiscal and program operations, departmental budget requests, and grant programs. The Fiscal Services Administrator coordinates the budget process fiscal procedures, and personnel activities for the entire Health Department.
- Departmental support assigned staff members are responsible for maintaining a clean and safe physical environment for the clients/visitors. Expenses support the infrastructure of the Health Department including telecommunications, service contracts, and information technology.
- Plans, directs, and administers all public health programs and services according to applicable laws and regulations as described in the Broome County Charter, Public Health Law and federal regulations.
- Serves as a primary and expert resource for establishing and maintaining public health policies, practices and capacity.
- Conducts public health surveillance, investigates public health issues, and evaluates public health interventions targeting chronic disease prevention and control, emerging infectious disease outbreaks, toxic exposures, environmental health problems, injuries, unintentional child fatalities, injuries or

deaths due to motor vehicle, pedestrian and bicycle crashes, communicable diseases, maternal child health morbidity, and tobacco control and preventive cancer services.

- The Public Health Emergency Preparedness and Response Program improves the capacity of Broome County to prevent, protect against, mitigate, respond to, and recover from emergencies and disasters of public health significance. This mission is accomplished by maintaining and updating the Public Health Emergency Preparedness and Response Plan, conducting emergency exercises to test and improve upon current capabilities, and providing training and education to first responders, health department staff, the health and medical community, and the general public.
- Directs the 2013-2017 Community Health Assessment and Community Health Improvement Plan process and functions as a community liaison in the process.
- Provides direct supervision and direction of departmental community health education and promotion activities. Coordinates and administers health education and health promotion activities in collaboration with other community agencies stakeholders, residents and elected officials.
- Provides direct supervision and direction to the fiscal and departmental support staff.

2015 OBJECTIVES

- Engage in meaningful research of community health status, measured by jurisdictional mortality, incidence, or prevalence. Assess County characteristics such as poverty, health disparities, and health literacy to determine health behaviors, adverse health events, and populations at risk.
- Coordinate stakeholders from all sectors to participate in the Community Health Improvement Plan.
- Develop a well-trained and competent workforce through assessing training needs and collaborative planning with institutions of higher learning to maintain the technological

tools of the public health infrastructure that are necessary to support all essential public health services.

- Increase awareness of chronic disease prevention through evidence-based health promotion and education activities and strategies that encourage lifestyle changes and engages community members where they live, learn, work, play, and pray.
- Build the capacity of community organizations to provide health information and programming as part of “doing business” offering cost-effective programs that impact health outcomes and are easy to replicate.
- Collaborate with institutions of higher learning to bring in expertise in planning and evaluation, epidemiologic studies, data collection, and management.
- Conduct a full-scale emergency exercise to test the ability to provide medical countermeasures to a large and diverse population within Broome County.

2015 BUDGET HIGHLIGHTS

- Maintain health education activities to provide for coordination of efforts to prevent diseases and encourage healthy lifestyles by building the capacity of community organizations and by seeking insurance reimbursement where appropriate.
- Improved community health assessment and surveillance activities through coordination with other community agencies.
- Continued maximization of grant funding to support operating budget as the focus of public health shifts from direct services provision to surveillance, assurance, and policy development.
- Prioritization of expenses to reflect identified staff needs for education and technology, while focusing on equitable salary levels for recruiting and retaining staff.

25010004

HEALTH/Administration

<u>Title of Position</u>	<u>Grade/Unit</u>	<u>2013 Actuals</u>	<u>As of 7/7/2014 Current Authorized</u>	<u>2015 Requested</u>	<u>2015 Recommended</u>	<u>2015 Adopted</u>
<u>FULL TIME</u>						
Director of Public Health	I Admin	1	1	1	1	1
Fiscal Services Administrator (40)	24 Admin	1	1	1	1	1
Supervising Public Health Educator	21 BAPA	1	1	1	1	1
Senior Accountant	18 BAPA	1	1	1	1	1
Principal Account Clerk	13 CSEA	1	2	2	2	2
Secretary	13 CSEA	1	1	1	1	1
Senior Account Clerk	9 CSEA	2	2	2	2	2
Senior Custodial Worker (40)	9 CSEA	<u>1</u>	<u>1</u>	<u>1</u>	<u>1</u>	<u>1</u>
Total Full-Time Positions		9	10	10	10	10
<u>PART TIME</u>						
Secretary	13 CSEA	1	1	1	1	1
Account Clerk	7 CSEA	<u>1</u>	<u>1</u>	<u>1</u>	<u>1</u>	<u>1</u>
Total Part-Time Positions		2	2	2	2	2
TOTAL POSITIONS		11	12	12	12	12

BROOME COUNTY GOVERNMENT
 REVENUE AND APPROPRIATION SUMMARY
 BY DEPARTMENT AND DIVISION

FUND: 1010 General Operating
 DEPT: 25000000 Health
 DIV: 01 Health-Administration

Account	2013 Actuals	2014 Budget	2014 YTD Actuals As of 10/13/14	2015 Budget Requested	2015 Budget Recommended	2015 Budget Adopted
25000000 Health						
0000002 Departmental Income						
5000118 FEES FOR SERVICES	949	0	0	0	0	0
5000195 FACILITY RENTALS	0	0	10,540	23,000	23,000	23,000
5000331 CHARGEBACK TO GRANTS	168,932	121,783	103,911	117,913	117,913	117,913
5000335 COPIER CHARGEBACK	2,316	2,725	2,936	2,316	2,316	2,316
0000002 Departmental Income Totals	172,197	124,508	117,387	143,229	143,229	143,229
0000003 Use of Money						
5000451 INTEREST AND EARNINGS	3	0	0	0	0	0
5000470 VENDING MACHINE	538	1,000	158	1,000	1,000	1,000
0000003 Use of Money Totals	541	1,000	158	1,000	1,000	1,000
0000006 Sale of Prop and Comp for Loss						
5000518 SALE OF EQUIPMENT	1,260	0	0	0	0	0
0000006 Sale of Prop and Comp for Loss Totals	1,260	0	0	0	0	0
0000007 Misc Interfund Revenues						
5000530 REFUNDS OF PRIOR YEARS EXPENDI	793	0	0	0	0	0
5000534 TRANSFER FROM INSURANCE RESERV	800	0	4,930	0	0	0
5000545 CREDIT CARD REBATES	268	0	0	0	0	0
0000007 Misc Interfund Revenues Totals	1,861	0	4,930	0	0	0
0000008 State Aid						
5000821 PUBLIC HEALTH WORK	652,140	505,938	681,414	634,891	643,124	643,124
0000008 State Aid Totals	652,140	505,938	681,414	634,891	643,124	643,124
Rev Total for Div: 2501	827,999	631,446	803,889	779,120	787,353	787,353

0000010 Personal Service

REPORT:BP033

BROOME COUNTY GOVERNMENT
 REVENUE AND APPROPRIATION SUMMARY
 BY DEPARTMENT AND DIVISION

FUND: 1010 General Operating
 DEPT: 25000000 Health
 DIV: 01 Health-Administration

Account	2013 Actuals	2014 Budget	2014 YTD Actuals As of 10/13/14	2015 Budget Requested	2015 Budget Recommended	2015 Budget Adopted
6001000 SALARIES FULL-TIME	483,640	492,161	333,246	485,612	485,612	485,612
6001001 SALARIES PART-TIME	45,546	41,803	31,842	41,803	41,803	41,803
6001002 SALARIES TEMPORARY	63,429	54,357	49,117	55,218	55,218	55,218
6001003 SALARIES OVERTIME	4,874	4,510	3,973	4,510	4,510	4,510
0000010 Personal Service Totals	597,489	592,831	418,178	587,143	587,143	587,143
0000040 Contractual Expenditures						
6004010 BOOKS AND SUBSCRIPTIONS	504	1,045	726	1,096	1,096	1,096
6004012 OFFICE SUPPLIES	1,197	5,000	1,144	3,000	3,000	3,000
6004022 FUEL AND HEATING SUPPLIES	13,368	17,000	9,858	17,000	17,000	17,000
6004023 BLDG AND GROUNDS SUPPLIES	4,348	5,000	3,558	5,000	5,000	5,000
6004030 FOOD AND BEVERAGES	17	0	0	0	0	0
6004046 GAS OIL GREASE AND DIESEL FUEL	144	500	125	500	500	500
6004048 MISC OPERATIONAL SUPPLIES	411	0	268	0	0	0
6004055 COMPUTER SOFTWARE AND SUPPLIES	555	600	256	600	600	600
6004056 COMPUTER EQUIPMENT(NON CAPITAL	120	2,400	1,314	2,400	2,400	2,400
6004061 ENVIRONMENTAL HEALTH SUPPLIES	39	0	0	0	0	0
6004100 POSTAGE AND FREIGHT	1,254	1,030	599	1,030	1,030	1,030
6004105 DUES AND MEMBERSHIPS	3,756	3,891	4,032	3,948	3,948	3,948
6004106 GENERAL OFFICE EXPENSES	5,511	2,114	1,616	2,114	2,114	2,114
6004111 BUILDING AND LAND RENTAL	72,798	490,413	400,343	490,515	490,515	490,515
6004113 WATER AND SEWAGE CHARGES	2,071	2,100	1,436	2,100	2,100	2,100
6004115 ELECTRIC CURRENT	31,760	44,000	23,869	42,000	42,000	42,000
6004117 BUILDING AND GROUNDS EXPENSES	5,026	6,911	4,102	5,462	5,462	5,462
6004123 MEDICAL HOSPITAL AND LAB EXPEN	70	0	110	0	0	0
6004138 OTHER OPERATIONAL EXPENSES	8,733	0	2,340	0	0	0
6004146 SUBCONTRACTED PROGRAM EXPENSE	26,765	0	0	20,000	20,000	20,000
6004160 MILEAGE AND PARKING-LOCAL	36	162	0	100	100	100
6004161 TRAVEL HOTEL AND MEALS	496	1,884	125	1,884	1,884	1,884
6004162 EDUCATION AND TRAINING	1,680	1,599	435	1,599	1,599	1,599
6004165 ADVISORY BD/TRUSTEES EXPENSES	39	250	79	250	250	250
6004168 OTHER PERSONAL EXPENSES	88	118	0	118	118	118
6004169 DAY TRIP MEAL REIMBURSEMENT	112	0	0	0	0	0
6004195 HARDWARE RENTAL	-1,112	4,447	-741	0	0	0
6004196 COPYING MACHINE RENTALS	157	2,000	1,415	2,000	2,000	2,000
6004203 INSURANCE CLAIMS	800	0	1,254	0	0	0
6004413 OTHER HEALTH AND MEDICAL SERVI	88,780	91,356	45,678	95,924	95,924	95,924
6004500 ACCTG AND COST ALLOCATION SERV	1,500	1,500	1,500	1,500	1,500	1,500
6004505 CONTRACTED DATA PROCESSING SER	-140	0	0	0	0	0
0000040 Contractual Expenditures Totals	270,883	685,320	505,441	700,140	700,140	700,140

BROOME COUNTY GOVERNMENT
 REVENUE AND APPROPRIATION SUMMARY
 BY DEPARTMENT AND DIVISION

FUND: 1010 General Operating
 DEPT: 25000000 Health
 DIV: 01 Health-Administration

Account	2013 Actuals	2014 Budget	2014 YTD Actuals As of 10/13/14	2015 Budget Requested	2015 Budget Recommended	2015 Budget Adopted
0000041 Chargeback Expenses						
6004601 INDIRECT COSTS	409,593	409,593	0	432,377	432,377	432,377
6004602 INSURANCE PREMIUM CHARGEBACK	1,311	2,759	2,069	2,189	2,189	2,189
6004604 DPW SECURITY CHARGEBACKS	106,356	99,035	59,454	93,299	116,171	116,171
6004605 COUNTY ATTORNEY CHARGEBACKS	25,515	44,014	12,373	25,515	25,515	25,515
6004606 TELEPHONE BILLING ACCOUNT	6,778	8,455	4,452	10,502	10,502	10,502
6004609 DATA PROCESSING CHARGEBACKS	51,796	68,342	45,630	69,616	69,616	69,616
6004610 PERSONAL SERVICES CHARGEBACKS	37,357	88,070	17,276	88,070	88,070	88,070
6004614 OTHER CHARGEBACK EXPENSES	29,998	2,948	1,071	5,728	5,728	5,728
6004615 GASOLINE CHARGEBACK	785	678	366	735	735	735
6004616 FLEET SERVICE CHARGEBACK	1,850	979	6,355	1,825	1,825	1,825
6004617 DUPLICATING/PRINTING CHARGEBACK	2,557	4,227	1,745	2,557	2,557	2,557
6004618 OFFICE SUPPLIES CHARGEBACK	2,256	1,295	1,535	2,256	2,256	2,256
6004619 BUILDING SERVICE CHARGEBACK	2,038	5,000	6,335	5,000	5,000	5,000
0000041 Chargeback Expenses Totals	678,190	735,395	158,661	739,669	762,541	762,541
0000060 Principal on Indebtedness						
6006008 PRINCIPAL ON CAPITAL LEASE	266,039	0	0	0	0	0
0000060 Principal on Indebtedness Totals	266,039	0	0	0	0	0
0000070 Interest on Indebtedness						
6007005 INTEREST ON CAPITAL LEASE	128,050	0	0	0	0	0
0000070 Interest on Indebtedness Totals	128,050	0	0	0	0	0
0000080 Employee Benefits						
6008001 STATE RETIREMENT	97,571	123,436	82,129	105,853	105,853	105,853
6008002 SOCIAL SECURITY	42,792	45,352	29,629	44,916	44,916	44,916
6008004 WORKERS COMPENSATION	9,686	7,686	-10,696	9,513	9,513	9,513
6008006 LIFE INSURANCE	199	195	139	195	195	195
6008007 HEALTH INSURANCE	137,837	147,487	94,134	141,857	141,857	141,857
6008009 RETIREE HEALTH INSURANCE	240,680	255,077	165,036	185,715	185,715	185,715
6008010 DISABILITY INSURANCE	1,191	663	485	663	663	663
6008013 HEALTH INS - RETIRE INCENTIVE	5,072	0	0	0	0	0
0000080 Employee Benefits Totals	535,028	579,896	360,856	488,712	488,712	488,712

REPORT:BP033

BROOME COUNTY GOVERNMENT
 REVENUE AND APPROPRIATION SUMMARY
 BY DEPARTMENT AND DIVISION

FUND: 1010 General Operating
 DEPT: 25000000 Health
 DIV: 01 Health-Administration

Account	2013 Actuals	2014 Budget	2014 YTD Actuals As of 10/13/14	2015 Budget Requested	2015 Budget Recommended	2015 Budget Adopted
Exp Total for Div: 2501	2,475,679	2,593,442	1,443,136	2,515,664	2,538,536	2,538,536
Total for Div: 25000000	-1,647,680	-1,961,996	-639,247	-1,736,544	-1,751,183	-1,751,183

Health Environmental Health

MISSION STATEMENT

To promote the public health and prevent communicable disease, chronic conditions and injury by providing technical assistance to the regulated community and education to the public in various program areas, including but not limited to Food Service, Water and Air Quality, Rabies Control, Lead Poisoning Prevention, Swimming Pool inspections and Hotel fire safety inspections. The Division is charged with the enforcement of the New York State Sanitary Code, the Broome County Sanitary code and certain parts of the Public Health Law.

DESCRIPTION OF SERVICES

The Division of Environmental Health conducts: Routine inspections of approximately 1,500 regulated facilities; responds to complaints of public health nuisances; rabies control; enforces the Clean Indoor Air Act and the Adolescent Tobacco Use Prevention Act; reviews plans for public water and private sewage disposal systems; coordinates lead poisoning prevention efforts; conducts communicable disease outbreak investigations; educates facility operators with training courses and the general public with appearances and media releases. The Division of Environmental Health also responds to emergencies and participates in other department emergency planning initiatives.

2015 OBJECTIVES

- Continue to monitor and reduce public health hazards found during inspections within program areas, along with increased education and enforcement actions.
- Implement new program policies and procedures to maintain accountability and efficiency.
- Modify Environmental Health staff roles to meet the increasing demands with limited staff and funding.

- Prioritize program objectives to those of high risk. Cut or limit non-mandated programs to meet budget constraints.
- Modify inspection protocols to increase program efficiency and minimize excessive travel.
- Increase educational awareness of Environmental Health issues via free in-house and on-line training courses, smart phone apps and media.
- Develop partnerships with all municipal code enforcement officers to minimize residential environmental hazards.

2015 BUDGET HIGHLIGHTS

- Continue to pursue grants to decrease Net County support.
- Minimize unnecessary and costly human post exposure prophylaxis by providing Health Care Specialists the tools necessary to make sound judgments when providing treatment.
- Increased the number of food inspections by modifying staff roles and program policies.
- Implement credit card readers to provide the public and regulated facilities with an additional method of payment.

25050004

HEALTH/Environmental Health

<u>Title of Position</u>	<u>Grade/Unit</u>	<u>2013 Actuals</u>	<u>As of 7/7/2014 Current Authorized</u>	<u>2015 Requested</u>	<u>2015 Recommended</u>	<u>2015 Adopted</u>
<u>FULL TIME</u>						
Director of Environmental Health Services	D Admin	0	0	1	1	1
Director of Environmental Health Services	C Admin	1	1	0	0	0
Senior Public Health Engineer	28 BAPA	1	1	0	0	0
Senior Public Health Engineer	24 BAPA	0	0	1	1	1
Groundwater Management Specialist	23 BAPA	2	2	2	2	2
Senior Public Health Sanitarian	20 BAPA	2	2	2	2	2
Public Health Sanitarian	17 CSEA	2	3	3	3	3
Public Health Technician	14 CSEA	2	1	1	1	1
Secretary	13 CSEA	1	1	1	1	1
Keyboard Specialist	8 CSEA	<u>1</u>	<u>1</u>	<u>1</u>	<u>1</u>	<u>1</u>
Total Full-Time Positions		12	12	12	12	12
<u>PART TIME</u>						
Total Part-Time Positions		0	0	0	0	0
TOTAL POSITIONS		12	12	12	12	12

BROOME COUNTY GOVERNMENT
 REVENUE AND APPROPRIATION SUMMARY
 BY DEPARTMENT AND DIVISION

FUND: 1010 General Operating
 DEPT: 25000000 Health
 DIV: 05 Health-Environmental Health

Account	2013 Actuals	2014 Budget	2014 YTD Actuals As of 10/13/14	2015 Budget Requested	2015 Budget Recommended	2015 Budget Adopted
0000002 Departmental Income						
5000118 FEES FOR SERVICES	244,888	229,573	188,140	223,883	223,883	223,883
5000119 PUBLIC HEALTH FINES	8,200	5,000	9,650	5,000	5,000	5,000
5000331 CHARGEBACK TO GRANTS	78,394	43,972	48,003	79,476	79,476	79,476
5000335 COPIER CHARGEBEACK	335	0	2,010	0	0	0
0000002 Departmental Income Totals	331,817	278,545	247,803	308,359	308,359	308,359
0000007 Misc Interfund Revenues						
5000530 REFUNDS OF PRIOR YEARS EXPENDI	220	0	0	0	0	0
0000007 Misc Interfund Revenues Totals	220	0	0	0	0	0
0000008 State Aid						
5000821 PUBLIC HEALTH WORK	198,163	288,005	31,038	190,715	190,715	190,715
5000824 RABIES	21,787	28,800	9,606	34,578	34,578	34,578
0000008 State Aid Totals	219,950	316,805	40,644	225,293	225,293	225,293
Rev Total for Div: 2505	551,987	595,350	288,447	533,652	533,652	533,652
0000010 Personal Service						
6001000 SALARIES FULL-TIME	653,034	688,606	488,703	657,819	657,819	657,819
6001002 SALARIES TEMPORARY	29,013	17,064	13,592	0	0	0
0000010 Personal Service Totals	682,047	705,670	502,295	657,819	657,819	657,819
0000040 Contractual Expenditures						
6004010 BOOKS AND SUBSCRIPTIONS	138	530	443	500	500	500
6004012 OFFICE SUPPLIES	752	3,000	866	2,000	2,000	2,000
6004056 COMPUTER EQUIPMENT(NON CAPITAL	1,410	1,000	2,130	800	800	800
6004061 ENVIRONMENTAL HEALTH SUPPLIES	341	1,413	171	2,413	2,413	2,413
6004062 MEDICAL LAB & CLINIC SUPPLIES	6,921	13,144	7,802	15,844	15,844	15,844
6004100 POSTAGE AND FREIGHT	717	1,499	651	1,525	1,525	1,525
6004105 DUES AND MEMBERSHIPS	0	15	0	15	15	15

REPORT:BP033

BROOME COUNTY GOVERNMENT
REVENUE AND APPROPRIATION SUMMARY
BY DEPARTMENT AND DIVISION

FUND: 1010 General Operating

DEPT: 25000000 Health

DIV: 05 Health-Environmental Health

Account	2013 Actuals	2014 Budget	2014 YTD Actuals As of 10/13/14	2015 Budget Requested	2015 Budget Recommended	2015 Budget Adopted
6004106 GENERAL OFFICE EXPENSES	2,660	4,870	267	4,870	4,870	4,870
6004137 ADVERTISING AND PROMOTION EXPE	51	100	12	100	100	100
6004138 OTHER OPERATIONAL EXPENSES	0	75	93	75	75	75
6004160 MILEAGE AND PARKING-LOCAL	232	339	166	336	336	336
6004161 TRAVEL HOTEL AND MEALS	208	792	72	792	792	792
6004169 DAY TRIP MEAL REIMBURSEMENT	0	50	0	50	50	50
6004196 COPYING MACHINE RENTALS	0	0	3,210	0	0	0
6004201 INSURANCE PREMIUMS	4,380	0	0	0	0	0
6004402 LAB SERVICES	2,057	5,913	2,496	5,000	5,000	5,000
6004413 OTHER HEALTH AND MEDICAL SERVI	19,966	13,000	5,931	15,075	15,075	15,075
0000040 Contractual Expenditures Totals	39,833	45,740	24,310	49,395	49,395	49,395
0000041 Chargeback Expenses						
6004605 COUNTY ATTORNEY CHARGEBACKS	3,352	28,436	1,833	28,436	28,436	28,436
6004606 TELEPHONE BILLING ACCOUNT	3,114	2,373	1,587	4,083	4,083	4,083
6004609 DATA PROCESSING CHARGEBACKS	30,090	30,994	14,228	35,093	35,093	35,093
6004614 OTHER CHARGEBACK EXPENSES	1,267	1,825	818	1,118	1,118	1,118
6004615 GASOLINE CHARGEBACK	3,962	3,760	3,315	4,511	4,511	4,511
6004616 FLEET SERVICE CHARGEBACK	7,854	8,048	7,276	8,520	8,520	8,520
6004617 DUPLICATING/PRINTING CHARGEBAC	336	620	1,194	336	336	336
6004618 OFFICE SUPPLIES CHARGEBACK	2,874	3,170	2,389	2,874	2,874	2,874
0000041 Chargeback Expenses Totals	52,849	79,226	32,640	84,971	84,971	84,971
0000060 Principal on Indebtedness						
6006008 PRINCIPAL ON CAPITAL LEASE	1,356	0	0	0	0	0
0000060 Principal on Indebtedness Totals	1,356	0	0	0	0	0
0000070 Interest on Indebtedness						
6007005 INTEREST ON CAPITAL LEASE	756	0	0	0	0	0
0000070 Interest on Indebtedness Totals	756	0	0	0	0	0
0000080 Employee Benefits						
6008001 STATE RETIREMENT	135,410	159,685	108,471	131,976	131,976	131,976
6008002 SOCIAL SECURITY	50,446	53,984	36,824	50,324	50,324	50,324
6008004 WORKERS COMPENSATION	11,743	10,481	8,237	10,193	10,193	10,193

BROOME COUNTY GOVERNMENT
 REVENUE AND APPROPRIATION SUMMARY
 BY DEPARTMENT AND DIVISION

FUND: 1010 General Operating
 DEPT: 25000000 Health
 DIV: 05 Health-Environmental Health

Account	2013 Actuals	2014 Budget	2014 YTD Actuals As of 10/13/14	2015 Budget Requested	2015 Budget Recommended	2015 Budget Adopted
6008006 LIFE INSURANCE	179	195	135	180	180	180
6008007 HEALTH INSURANCE	101,087	103,935	84,918	121,141	121,141	121,141
6008009 RETIREE HEALTH INSURANCE	100,003	105,284	75,216	121,286	121,286	121,286
6008010 DISABILITY INSURANCE	773	546	347	468	468	468
6008013 HEALTH INS - RETIRE INCENTIVE	1,679	0	0	0	0	0
000080 Employee Benefits Totals	401,320	434,110	314,148	435,568	435,568	435,568
Exp Total for Div: 2505	1,178,161	1,264,746	873,393	1,227,753	1,227,753	1,227,753
Total for Div: 25000000	-626,174	-669,396	-584,946	-694,101	-694,101	-694,101

HEALTH

Clinics & Disease Control

MISSION STATEMENT

The Broome County Health Department Clinic Services Division focuses on prevention of the transmission of infection and communicable diseases through the coordination of community resources, surveillance, health education, consultation, and direct care based on community need.

DESCRIPTION OF SERVICES

The Clinic Division provides specialized clinic services in an outpatient care setting. The primary site is located at 225 Front Street and immunization and outreach services are provided at several locations throughout the County. The division is comprised of six basic program areas: Communicable Disease, Employee Health, HIV Testing, Immunization, Sexually Transmitted Diseases, and Tuberculosis. The Clinic Division currently manages three grants which enable the department to provide additional HIV testing, both anonymous and confidential, outreach and education on HIV counseling, testing, referral, and partner notification. The Immunization Action Plan grant is designed to increase immunization rates through surveillance and education of local health care providers as well as outreach to homeless shelters and the County corrections facility to improve Hepatitis A and B and Influenza immunization rates.

2015 OBJECTIVES

- Through a coordinated effort, continue to participate in and collaborate with community agencies in a community-wide emergency preparedness response plan including development and implementation of regional stockpile distribution and mass immunization/prophylaxis clinics.

- The community will continue to be served by a system to monitor infectious diseases by subgroup.
- Prevent and minimize vaccine-preventable diseases by providing education, surveillance, and direct service as needed.
- Reduce the transmission of sexually transmitted diseases by providing education, surveillance, and direct services as needed.
- Evaluate for tuberculosis infection and reduce transmission by providing targeted testing, education, surveillance, and direct service to populations at risk.
- Optimize the health and wellbeing of County employees and volunteer firefighters through the provision of comprehensive risk assessment, education, immunizations, and referrals.
- Continue communicable disease surveillance to include school absenteeism for disease trending.
- Optimize visits to influenza vaccine clinics by offering clinics early in the season and charging a fee consistent with that of community providers.
- Expand adult immunization rates for tetanus, diphtheria, pertussis, human papilloma virus and pneumococcal disease.
- Continue and expand community presentations on sexually transmitted infections, HIV, bloodborne pathogens and other infectious diseases to high school, adult education and college students, health and social service professionals, and County employees.

2015 BUDGET HIGHLIGHTS

- Continue to contract with the Broome County Correctional Facility to offer STD and HIV testing and education, and Hepatitis, Pneumococcal and Influenza vaccines.
- Continue to expand revenue collection by accepting credit and debit card payments.
- Maximize grant revenues to support the operating budget.
- Maintain internal controls and a quality assurance plan that

- meets Corporate Compliance regulations for Medicaid billing.
- Use standardized tools for evaluating quality of care, medical necessity and appropriateness of procedures.
 - Establish and renew contracts with Broome County volunteer fire departments to perform NFPA 1582 periodic physical exams.
 - Continue to perform rapid Hepatitis C testing and referrals for
 - Medical care to contribute to reducing future health care costs for
 - infected residents.
 - Successfully make the mandatory transition to ICD-10 diagnostic
 - coding for billing, cost accounting and morbidity databases.
 - Continue the collaboration with WIC and Environmental Health to test high-risk children for lead poisoning.

25020004
HEALTH/Clinics & Disease Control

<u>Title of Position</u>	<u>Grade/Unit</u>	<u>2013 Actuals</u>	<u>As of 7/7/2014 Current Authorized</u>	<u>2015 Requested</u>	<u>2015 Recommended</u>	<u>2015 Adopted</u>
<u>FULL TIME</u>						
Director of Clinic Services	C Admin	1	1	1	1	1
Quality Improvements Nurse	20 BAPA	1	1	1	1	1
Nurse Practitioner	27 CSEA	1	1	1	1	1
Public Health Nurse	17 CSEA	4	4	4	4	4
HIV Program Representative	14 CSEA	1	1	1	1	1
Senior Registered Professional Nurse***	14 CSEA	1	1	1	1	1
Secretary	13 CSEA	1	1	1	1	1
Senior Medical Assistant	13 CSEA	1	1	1	1	1
Senior Account Clerk Typist***	9 CSEA	1	1	1	1	1
Patient Accounts Representative Clerk*	8 CSEA 6 CSEA	2 1	2 1	2 1	2 1	2 1
Total Full-Time Positions		15	15	15	15	15
<u>PART TIME</u>						
Clinical Laboratory Director	NA	1	1	0	0	0
Medical Dir/STD/HIV Clinic**	NA	1	1	1	1	1
Medical Director TB	NA	1	1	1	1	1
Medical Director - Employee Health Services	NA	1	1	1	1	1
Nurse Practitioner	27 CSEA	1	1	1	1	1
Public Health Nurse	17 CSEA	1	1	1	1	1
Receptionist Typist	6 CSEA	1	1	1	1	1
Total Part-Time Positions		7	7	6	6	6
TOTAL POSITIONS		22	22	21	21	21

* Unfunded since 2013

** Unfunded since 2014

***Unfunded since 2015

BROOME COUNTY GOVERNMENT
 REVENUE AND APPROPRIATION SUMMARY
 BY DEPARTMENT AND DIVISION

FUND: 1010 General Operating
 DEPT: 25000000 Health
 DIV: 02 Health-Clinic & Disease Control

Account	2013 Actuals	2014 Budget	2014 YTD Actuals As of 10/13/14	2015 Budget Requested	2015 Budget Recommended	2015 Budget Adopted
0000002 Departmental Income						
5000118 FEES FOR SERVICES	77,253	68,615	14,597	73,464	73,464	73,464
5000311 WORKERS COMP PHYSICALS	13,833	17,810	5,015	14,012	14,012	14,012
5000331 CHARGEBACK TO GRANTS	104,067	112,017	57,810	111,869	111,869	111,869
5000333 OTHER DEPARTMENTAL CHARGEBACK	28,923	31,019	16,931	29,059	29,059	29,059
5000426 MISCELLANEOUS	10,848	0	2,887	0	0	0
5000431 MISCELLANEOUS	0	8,750	0	8,750	8,750	8,750
5000432 BAD DEBT AND CHARITY CARE	505,039	495,497	4,908	144,842	144,842	144,842
0000002 Departmental Income Totals	739,963	733,708	102,148	381,996	381,996	381,996
0000008 State Aid						
5000821 PUBLIC HEALTH WORK	394,659	483,602	198,867	398,612	398,612	398,612
0000008 State Aid Totals	394,659	483,602	198,867	398,612	398,612	398,612
Rev Total for Div: 2502	1,134,622	1,217,310	301,015	780,608	780,608	780,608
0000010 Personal Service						
6001000 SALARIES FULL-TIME	676,928	726,164	475,465	584,836	584,836	584,836
6001001 SALARIES PART-TIME	71,953	84,027	43,078	70,266	70,266	70,266
6001002 SALARIES TEMPORARY	54,202	38,660	34,082	38,660	38,660	38,660
6001004 SALARIES SHIFT DIFFERENTIAL	75	146	23	82	82	82
0000010 Personal Service Totals	803,158	848,997	552,648	693,844	693,844	693,844
0000040 Contractual Expenditures						
6004010 BOOKS AND SUBSCRIPTIONS	506	1,164	0	1,029	1,029	1,029
6004012 OFFICE SUPPLIES	2,999	5,059	1,489	4,058	4,058	4,058
6004045 TRAINING AND EDUCATIONAL SUPPL	223	500	0	500	500	500
6004048 MISC OPERATIONAL SUPPLIES	129	0	0	0	0	0
6004055 COMPUTER SOFTWARE AND SUPPLIES	0	545	0	345	345	345
6004056 COMPUTER EQUIPMENT(NON CAPITAL	940	1,275	1,899	1,275	1,275	1,275
6004060 NURSING SUPPLIES	9	0	0	0	0	0
6004062 MEDICAL LAB & CLINIC SUPPLIES	60,914	96,900	14,866	84,287	84,287	84,287
6004063 PRESCRIPTION DRUGS	9,316	11,069	5,513	14,150	14,150	14,150

REPORT:BP033

BROOME COUNTY GOVERNMENT
REVENUE AND APPROPRIATION SUMMARY
BY DEPARTMENT AND DIVISION

FUND: 1010 General Operating

DEPT: 25000000 Health

DIV: 02 Health-Clinic & Disease Control

Account	2013 Actuals	2014 Budget	2014 YTD Actuals As of 10/13/14	2015 Budget Requested	2015 Budget Recommended	2015 Budget Adopted
6004100 POSTAGE AND FREIGHT	721	770	510	800	800	800
6004105 DUES AND MEMBERSHIPS	25	25	25	25	25	25
6004106 GENERAL OFFICE EXPENSES	366	159	366	159	159	159
6004123 MEDICAL HOSPITAL AND LAB EXPEN	725	6,517	131	1,290	1,290	1,290
6004136 OPERATIONAL EQUIPMENT REPAIRS	272	1,100	333	1,100	1,100	1,100
6004137 ADVERTISING AND PROMOTION EXPE	485	500	0	500	500	500
6004138 OTHER OPERATIONAL EXPENSES	621	340	74	340	340	340
6004146 SUBCONTRACTED PROGRAM EXPENSE	99,992	140,259	40,561	0	0	0
6004160 MILEAGE AND PARKING-LOCAL	737	1,500	516	1,000	1,000	1,000
6004161 TRAVEL HOTEL AND MEALS	0	465	18	465	465	465
6004162 EDUCATION AND TRAINING	150	890	60	890	890	890
6004165 ADVISORY BD/TRUSTEES EXPENSES	0	300	0	300	300	300
6004169 DAY TRIP MEAL REIMBURSEMENT	32	0	0	0	0	0
6004192 SOFTWARE MAINTENANCE	19,180	18,470	18,470	18,470	18,470	18,470
6004196 COPYING MACHINE RENTALS	1,500	3,420	2,565	3,420	3,420	3,420
6004402 LAB SERVICES	15,823	17,200	6,376	38,850	38,850	38,850
6004406 MEDICAL AND HOSPITAL SERVICES	0	680	10	680	680	680
6004413 OTHER HEALTH AND MEDICAL SERVI	0	250	140	500	500	500
6004593 OTHER GOVERNMENTS PAYMENTS	3,314	5,000	599	5,000	5,000	5,000
0000040 Contractual Expenditures Totals	218,979	314,357	94,521	179,433	179,433	179,433
0000041 Chargeback Expenses						
6004606 TELEPHONE BILLING ACCOUNT	5,288	6,654	2,586	7,165	7,165	7,165
6004609 DATA PROCESSING CHARGEBACKS	42,498	54,213	23,005	51,752	51,752	51,752
6004614 OTHER CHARGEBACK EXPENSES	912	1,151	576	1,027	1,027	1,027
6004615 GASOLINE CHARGEBACK	159	402	157	166	166	166
6004616 FLEET SERVICE CHARGEBACK	311	543	336	317	317	317
6004617 DUPLICATING/PRINTING CHARGEBAC	641	1,126	763	654	654	654
6004618 OFFICE SUPPLIES CHARGEBACK	619	1,320	362	619	619	619
0000041 Chargeback Expenses Totals	50,428	65,409	27,785	61,700	61,700	61,700
0000060 Principal on Indebtedness						
6006008 PRINCIPAL ON CAPITAL LEASE	1,315	0	0	0	0	0
0000060 Principal on Indebtedness Totals	1,315	0	0	0	0	0
0000070 Interest on Indebtedness						
6007005 INTEREST ON CAPITAL LEASE	605	0	0	0	0	0

BROOME COUNTY GOVERNMENT
REVENUE AND APPROPRIATION SUMMARY
BY DEPARTMENT AND DIVISION

FUND: 1010 General Operating
DEPT: 25000000 Health
DIV: 02 Health-Clinic & Disease Control

Account	2013 Actuals	2014 Budget	2014 YTD Actuals As of 10/13/14	2015 Budget Requested	2015 Budget Recommended	2015 Budget Adopted
0000070 Interest on Indebtedness Totals	605	0	0	0	0	0
0000080 Employee Benefits						
6008001 STATE RETIREMENT	141,390	181,829	97,988	109,977	109,977	109,977
6008002 SOCIAL SECURITY	58,053	64,533	39,969	53,446	53,446	53,446
6008004 WORKERS COMPENSATION	13,714	12,577	8,823	11,552	11,552	11,552
6008006 LIFE INSURANCE	228	225	151	180	180	180
6008007 HEALTH INSURANCE	175,571	193,180	109,422	144,474	144,474	144,474
6008009 RETIREE HEALTH INSURANCE	161,616	160,741	147,489	238,084	238,084	238,084
6008010 DISABILITY INSURANCE	1,588	1,078	639	922	922	922
6008011 UNEMPLOYMENT INSURANCE	4,149	0	4,235	0	0	0
6008013 HEALTH INS - RETIRE INCENTIVE	8,442	0	0	0	0	0
0000080 Employee Benefits Totals	564,751	614,163	408,716	558,635	558,635	558,635
Exp Total for Div: 2502	1,639,236	1,842,926	1,083,670	1,493,612	1,493,612	1,493,612
Total for Div: 25000000	-504,614	-625,616	-782,655	-713,004	-713,004	-713,004

HEALTH

Maternal Child Health and Development

MISSION STATEMENT

To promote through identification, assessment, education, and service provision, the growth and development of children with special needs and their families. To improve the health of women, infants and children through health teaching, health counseling, and the early identification of real and potential health problems.

DESCRIPTION OF SERVICES

Through the Licensed Home Care Services Agency (LHCSA), home visits are made to prenatal, postpartum, and pediatric clients. The Public Health Nurses provide skilled nursing assessments, discuss concerns and answer questions about health care, child care, and child growth and development. Nurses also visit parents who have just lost a child to provide bereavement education and support the family through the grieving process. Several of the PHN staff has completed a lactation certification course to better serve and support breastfeeding efforts in the community. Additional areas of expertise include: home safety, psychosocial assessment, community referrals for substance abuse, domestic violence, mental health, and ongoing parent education.

The Healthy Families Broome Program is part of a statewide initiative, Healthy Families New York. This program is a comprehensive prevention program that focuses on the safety of children while supporting families. A Public Health Nurse trained by Prevent Child Abuse New York serves as a Family Assessment Worker. The PHN offers eligible expectant families a home visit. During the home visit, the nurse completes an in-depth psychosocial assessment with the expectant parents to assess their strengths, needs, and challenges. The nurse provides referrals to community agencies and eligibility is determined for the long term home visiting program.

Certified Medication Administration Training (MAT) is available for child care providers to educate them on appropriate medication administration techniques utilizing the curriculum developed by SUNY Training Strategies Group.

The Broome County Child Fatality Review Team (BC CFRT) is a multidisciplinary team of professionals established in 2008 pursuant to New York State Social Services Law (SSL) to review the death of any child under the age of 18 whose death is unexpected or unexplained. The Team is authorized to review any unexpected or unexplained death, but priority is given to cases:

- for any child for whom Child Protective Services has an open case,
- any child for whom at the time his/her death has an open preventive services case in Broome County,
- any child who at the time of his/her death was in the care and custody or guardianship and custody of DSS or a voluntary authorized agency,
- or any case in which a report was made to the New York Statewide Central Register of Child Abuse and Maltreatment involving the death of a child.

The mission of the BC CFRT is to improve our understanding of how and why children die, develop and promote a countywide system of child death review and response, and to identify systemic and policy issues, and public health interventions to improve child health, safety and protection. Our ultimate goal is to prevent future deaths and to promote child safety through a confidential review process which is thorough, comprehensive, and multidisciplinary. The Health Department, along with key stakeholders including; local DSS/Mental Health Commissioner, Forensic Pathologist, County Attorney, District Attorney, Sheriff, State Police, Medical Director, Pediatric

Neonatologist and Emergency Medical Services, as well as representatives from several community agencies meet monthly for case review. This team has discussed 57 child fatality cases from 2009 through December 2013 and has developed a formal process to identify system-based impediments to child health and safety that will ultimately reduce the number of child deaths. Some interventions targeted at preventing child deaths have been recommended and implemented by the Family Violence Prevention Council., Mothers and Babies Perinatal Network, Broome County Health Department Maternal Child Health Division, and the Sheriff's Department.

The Health Department has sponsored the Women, Infants and Children's Program in Broome County Since 1979. The WIC Program is a supplemental food program that services approximately 5,700 participants throughout the county. Clinics are held almost daily with evening and weekend hours to meet the needs of the families enrolled. WIC nutrition staff provides nutrition education and support to families who receive a prescribed food package every month to assist with growth and proper development during pregnancy, lactation, infancy and early childhood up to the child's 5th birthday. Staff makes referrals to community agencies to assist the families with meeting their needs and goals. The program offers an enhanced peer counseling program to support and promote breastfeeding. Anthropometric measurements and hemoglobin levels are obtained to assist with assessment of the clients' health status and the staff communicates with health care providers as needed. Recently WIC staff has started to screen for elevated lead levels for children in collaboration with the Environmental Health staff.

Early Intervention Program Service Coordinators work closely with families of children with developmental delays and/or diagnosed conditions with a high probability of delay, to identify the families' concerns and priorities for their children. Early Intervention Service Coordinators also offer referral information to families re: a variety of topics, including childhood lead poisoning. The Early Intervention Program is a federally mandated statewide program offering

evaluations and therapeutic support services for infants and children up to three years of age with special needs and their families.

The Child Find component of Early Intervention Program focuses on ensuring at-risk children: (a) are engaged in primary health care; (b) will receive appropriate developmental surveillance and screening from a primary care provider; (c) are referred to Early Intervention for a multi-disciplinary evaluation when indicated; and (d) have health insurance coverage.

From Early Intervention, a child may transition into the Preschool Program for children aged three to five with suspected or confirmed delays which will affect learning. Resources, including special education and parent education, are available to assist parents of preschool children with disabilities to help them prepare their children for the transition to school (kindergarten). Participation in quality learning experiences is important for all children in order to achieve high educational standards. Allowing children with and without disabilities opportunities to learn together, whenever possible, is desirable and of benefit to all children.

The Children with Special Health Care Needs (CSHCN) Program assists families in ascertaining community resources. It also provides outreach throughout the community to increase awareness of resources available. Outreach activities include participation in community health fairs and events, presentations at meetings of community and health organizations, and informational sessions sponsored by the CSHCN grant.

2015 OBJECTIVES

Maternal Child Health / Licensed Home Care Services Agency

- Increase the number of prenatal visits to ensure early and continuous comprehensive prenatal care to reduce infant

- mortality, decrease low-birth-weight babies, and increase positive birth outcomes.
- Increase the number of evaluation visits to postpartum/newborn clients to minimize environmental hazards to reproduction/growth/development through evaluation of home settings, health habits and nutrition status.
 - Continue to improve breastfeeding initiation rates and duration through education provided to prenatal clients and through support of postpartum women and infants as soon after delivery as possible.
 - Continue to provide home visiting, nursing assessment and education to children with identified elevated blood lead levels and refer at risk dwellings for assessment.
 - Continue to offer bereavement support to families dealing with the loss of a child
 - Ensure appropriate newborn bloodspot screening, follow-up testing, and referral to services.
 - Expand contracts in place with insurance providers to maximize billing as allowed for LHCSA home visits.
 - Continue to provide training in medication administration to child care providers.
 - Reduce fetal, infant and child death by early identification of problems, developing and implementing interventions and providing community education.
 - Increase the number of children screened for lead poisoning at age one and two by providing information to parents, communicating with physicians and providing referrals to the Environmental Health division and continuing screening of children enrolled in WIC.
 - Continue to meet nutritional demands of women, infants and children through the WIC program, continue to improve breastfeeding initiation and duration through support of the WIC Nutrition and peer counseling staff and breast pump program.
 - Maximize use of preventive health services through education and collaboration with local health care providers, the Clinic Division, Department of Social Services, schools, NYS Department of Health, and child care providers.
 - Offer Kempe assessment to expectant and new families to assess their strengths and challenges. Offer families information regarding local community resources and connect eligible families to Healthy Families Broome home visiting program.
 - Continue to review and update Quality Assurance Corporate Compliance Plan in the division to ensure program integrity, accuracy, appropriate authorization of service and quality of care.
 - Ongoing and increasing need for services in both the Early Intervention Program and the Preschool Education Program demands assurance of adequate capacity of needed services for infants and children identified as having developmental and/or learning delays and/or being at risk for developmental delays.
 - NYS Department of Health's restructuring of the billing component of the Early Intervention Program authorized a State Fiscal Agent in 2013 to be responsible for paying providers for services not covered by third-party insurance through an Escrow account billed to the county. In time, the New York Early Intervention State Fiscal Agent is expected to maximize insurance payments for covered services in the Early Intervention Program. The Broome County Early Intervention Program continues to work to successfully accommodate these changes, as well as developing methods to monitor appropriations.
 - Continue to strive for state performance standards in the Early Intervention Program.
 - Continue conservative fiscal management of the Children with Special Health Care Needs programs while meeting State and Federal regulations.
 - Continue to work with and utilize the preschool software program intended for billing Medicaid to maximize

reimbursement of eligible services and efficiently capture data that will be useful in completing reports to assist in better program management.

- Continue to develop procedures for monitoring of services provided in the Early Intervention and Preschool Special Education Program to ensure that plans developed for each child match both their needs and their ability to participate.
- Continue to identify models and procedures which will promote efficient use of providers' time as well as maximizing desired results for families.

2015 BUDGET HIGHLIGHTS

Continue to identify vulnerable families and implement areas of collaboration with Department of Social Services and other human service providers to prevent child abuse/neglect.

Continue to pursue contracts with managed care organizations to maximize resources by billing for licensed home care agency services.

Continue to develop better infrastructure to supplement operating budget costs with third party insurance revenue, state aid and grant funding.

Continue to assist families in ascertaining community resources to meet their health care needs, through referrals and linkages with community agencies.

Use local data to expand resources and motivate action toward elimination of lead poisoning in collaboration with the Environmental Health Division and more community agencies.

Complete the transition into NYEIS, the new Early Intervention Program software from the NYS Department of Health. Approximately 99% of children enrolled in Broome County's Early Intervention and Child Find Programs are currently in the NYEIS system. It is expected that all Broome County Early Intervention children will be in NYEIS and that the former Early Intervention computer system, KIDS, will be phased out no later than 2015. The

NYS Department of Health now predicts that system reports in NYEIS will be fully operational during 2015, which will allow for greater trending and forecasting at the local level.

The NYS Early Intervention State Fiscal Agent is still working to maximize insurance payments for covered services in the Early Intervention Program. The effect at the local level remains to be seen.

Ongoing and increasing requirements of children with disabilities and developmental delays will continue to challenge the department to find resources to meet their needs. As the national incidence of young children diagnosed as having Autism rises, the increase is likely to be seen at the local level as well. This will continue to present a challenge to identify appropriate services that will adequately support them and meet their needs.

25060004

HEALTH/Maternal Child Health and Development

<u>Title of Position</u>	<u>Grade/Unit</u>	<u>2013 Actuals</u>	<u>As of 7/7/2014 Current Authorized</u>	<u>2015 Requested</u>	<u>2015 Recommended</u>	<u>2015 Adopted</u>
<u>FULL TIME</u>						
Public Health Nurse	17 CSEA	3	3	3	3	3
Preschool Special Education Program Coord.	17 CSEA	1	1	1	1	1
Early Intervention Service Coordinator*	16 CSEA	6	6	6	6	6
Secretary**	13 CSEA	1	1	1	1	1
Health Information Technician	11 CSEA	1	1	1	1	1
Keyboard Specialist	8 CSEA	<u>1</u>	<u>1</u>	<u>0</u>	<u>0</u>	<u>0</u>
Total Full-Time Positions		13	13	12	12	12
<u>PART TIME</u>						
Director of Children w/Spec. Needs Program	C Admin	1	1	1	1	1
Dir of Maternal Child Health & Development	C Admin	1	1	1	1	1
Supervising Public Health Nurse	20 BAPA	1	1	1	1	1
Children w/Spec. Needs Program Supervisor	20 BAPA	1	1	1	1	1
Public Health Nurse	17 CSEA	2	2	2	2	2
Secretary	13 CSEA	1	1	1	1	1
Keyboard Specialist	8 CSEA	1	1	2	2	2
Health Program Specialist	8 CSEA	<u>1</u>	<u>1</u>	<u>1</u>	<u>1</u>	<u>1</u>
Total Part-Time Positions		9	9	10	10	10
TOTAL POSITIONS		22	22	22	22	22

* One position unfunded since 2012

**One position unfunded since 2013

BROOME COUNTY GOVERNMENT
 REVENUE AND APPROPRIATION SUMMARY
 BY DEPARTMENT AND DIVISION

FUND: 1010 General Operating
 DEPT: 25000000 Health
 DIV: 06 Health-Maternal Child Health & Dev

Account	2013 Actuals	2014 Budget	2014 YTD Actuals As of 10/13/14	2015 Budget Requested	2015 Budget Recommended	2015 Budget Adopted
0000002 Departmental Income						
5000112 STUDENT TUITION, PT DAY	3,230	3,350	900	4,250	4,250	4,250
5000118 FEES FOR SERVICES	1,319,812	620,072	336,588	793,715	793,715	793,715
5000331 CHARGEBACK TO GRANTS	9,745	0	4,618	0	0	0
5000333 OTHER DEPARTMENTAL CHARGEBACK	145,887	107,048	72,601	107,048	107,048	107,048
5000335 COPIER CHARGEBACK	4,160	1,273	2,730	4,160	4,160	4,160
5000426 MISCELLANEOUS	190	0	465	0	0	0
5000428 OTHER CHARGES	26,816	0	25,237	0	0	0
0000002 Departmental Income Totals	1,509,840	731,743	443,139	909,173	909,173	909,173
0000003 Use of Money						
5000451 INTEREST AND EARNINGS	32	0	12	0	0	0
0000003 Use of Money Totals	32	0	12	0	0	0
0000007 Misc Interfund Revenues						
5000530 REFUNDS OF PRIOR YEARS EXPENDI	46	0	280	0	0	0
0000007 Misc Interfund Revenues Totals	46	0	280	0	0	0
0000008 State Aid						
5000808 OTHER STATE AID	269,855	318,074	152,376	268,510	268,510	268,510
5000811 EDUCATION-HANDICAPPED CHILDREN	2,548,730	3,807,307	1,052,507	3,301,947	3,301,947	3,301,947
5000821 PUBLIC HEALTH WORK	217,661	112,446	58,687	227,574	227,574	227,574
0000008 State Aid Totals	3,036,246	4,237,827	1,263,570	3,798,031	3,798,031	3,798,031
Rev Total for Div: 2506	4,546,164	4,969,570	1,707,001	4,707,204	4,707,204	4,707,204
0000010 Personal Service						
6001000 SALARIES FULL-TIME	463,198	505,407	324,912	451,849	451,849	451,849
6001001 SALARIES PART-TIME	271,599	263,498	193,990	269,618	269,618	269,618
6001002 SALARIES TEMPORARY	74,104	78,668	43,877	78,668	78,668	78,668
6001003 SALARIES OVERTIME	6,831	2,210	7,863	2,858	2,858	2,858

REPORT:BP033

BROOME COUNTY GOVERNMENT
REVENUE AND APPROPRIATION SUMMARY
BY DEPARTMENT AND DIVISION

FUND: 1010 General Operating

DEPT: 25000000 Health

DIV: 06 Health-Maternal Child Health & Dev

Account	2013 Actuals	2014 Budget	2014 YTD Actuals As of 10/13/14	2015 Budget Requested	2015 Budget Recommended	2015 Budget Adopted
0000010 Personal Service Totals	815,732	849,783	570,642	802,993	802,993	802,993
0000040 Contractual Expenditures						
6004010 BOOKS AND SUBSCRIPTIONS	80	110	0	110	110	110
6004012 OFFICE SUPPLIES	2,970	3,000	1,305	3,000	3,000	3,000
6004045 TRAINING AND EDUCATIONAL SUPPL	102	1,500	1,000	1,500	1,500	1,500
6004055 COMPUTER SOFTWARE AND SUPPLIES	30,351	32,127	31,261	32,200	32,200	32,200
6004060 NURSING SUPPLIES	365	1,400	0	1,400	1,400	1,400
6004100 POSTAGE AND FREIGHT	50	110	77	110	110	110
6004105 DUES AND MEMBERSHIPS	160	210	0	440	440	440
6004106 GENERAL OFFICE EXPENSES	3,566	380	475	380	380	380
6004136 OPERATIONAL EQUIPMENT REPAIRS	100	0	0	0	0	0
6004146 SUBCONTRACTED PROGRAM EXPENSE	883,095	972,447	618,053	864,102	864,102	864,102
6004149 CASE ADMINISTRATION	30,352	6,147	15,134	39,907	39,907	39,907
6004160 MILEAGE AND PARKING-LOCAL	12,765	16,389	9,111	14,000	14,000	14,000
6004161 TRAVEL HOTEL AND MEALS	63	0	0	0	0	0
6004162 EDUCATION AND TRAINING	70	360	330	360	360	360
6004164 NON-EMPLOYEE TRAVEL HOTEL & ME	4,459	10,196	5,808	7,500	7,500	7,500
6004192 SOFTWARE MAINTENANCE	8,524	11,480	11,081	12,293	12,293	12,293
6004196 COPYING MACHINE RENTALS	480	5,000	2,511	3,500	3,500	3,500
6004405 REHAB AND THERAPY SERVICES	1,886,975	2,002,674	979,782	1,880,329	1,880,329	1,880,329
6004413 OTHER HEALTH AND MEDICAL SERVI	381,270	340,917	154,579	361,651	361,651	361,651
6004571 EDUCATION OF HANDICAPPED CHILD	3,328,361	3,735,082	2,015,207	3,467,709	3,467,709	3,467,709
6004573 OTHER FEES FOR SERVICES	25,866	43,276	27,383	34,900	34,900	34,900
6004574 CLASSROOM AIDES	318,891	329,778	127,954	325,583	325,583	325,583
0000040 Contractual Expenditures Totals	6,918,915	7,512,583	4,001,051	7,050,974	7,050,974	7,050,974
0000041 Chargeback Expenses						
6004606 TELEPHONE BILLING ACCOUNT	7,489	7,967	3,457	9,777	9,777	9,777
6004609 DATA PROCESSING CHARGEBACKS	49,302	70,184	27,486	77,039	77,039	77,039
6004614 OTHER CHARGEBACK EXPENSES	1,061	1,075	894	950	950	950
6004615 GASOLINE CHARGEBACK	423	514	528	449	449	449
6004616 FLEET SERVICE CHARGEBACK	1,241	835	1,285	1,033	1,033	1,033
6004617 DUPLICATING/PRINTING CHARGEBAC	9,417	5,916	5,951	9,417	9,417	9,417
6004618 OFFICE SUPPLIES CHARGEBACK	5,617	4,526	2,883	5,617	5,617	5,617
0000041 Chargeback Expenses Totals	74,550	91,017	42,484	104,282	104,282	104,282

BROOME COUNTY GOVERNMENT
 REVENUE AND APPROPRIATION SUMMARY
 BY DEPARTMENT AND DIVISION

FUND: 1010 General Operating
 DEPT: 25000000 Health
 DIV: 06 Health-Maternal Child Health & Dev

Account	2013 Actuals	2014 Budget	2014 YTD Actuals As of 10/13/14	2015 Budget Requested	2015 Budget Recommended	2015 Budget Adopted
0000060 Principal on Indebtedness						
6006008 PRINCIPAL ON CAPITAL LEASE	634	0	0	0	0	0
0000060 Principal on Indebtedness Totals	634	0	0	0	0	0
0000070 Interest on Indebtedness						
6007005 INTEREST ON CAPITAL LEASE	1	0	0	0	0	0
0000070 Interest on Indebtedness Totals	1	0	0	0	0	0
0000080 Employee Benefits						
6008001 STATE RETIREMENT	153,540	177,817	113,378	146,465	146,465	146,465
6008002 SOCIAL SECURITY	58,357	65,015	40,400	70,332	70,332	70,332
6008004 WORKERS COMPENSATION	14,361	11,878	9,383	11,552	11,552	11,552
6008006 LIFE INSURANCE	266	323	193	353	353	353
6008007 HEALTH INSURANCE	191,020	206,415	142,346	202,461	202,461	202,461
6008009 RETIREE HEALTH INSURANCE	86,185	93,510	62,340	100,524	100,524	100,524
6008010 DISABILITY INSURANCE	1,870	1,243	850	1,370	1,370	1,370
0000080 Employee Benefits Totals	505,599	556,201	368,890	533,057	533,057	533,057
Exp Total for Div: 2506	8,315,431	9,009,584	4,983,067	8,491,306	8,491,306	8,491,306
Total for Div: 25000000	-3,769,267	-4,040,014	-3,276,066	-3,784,102	-3,784,102	-3,784,102

REPORT:BP033

BROOME COUNTY GOVERNMENT
 REVENUE AND APPROPRIATION SUMMARY
 BY DEPARTMENT AND DIVISION

FUND: 1010 General Operating
 DEPT: 25000000 Health
 DIV: 07

Account	2013 Actuals	2014 Budget	2014 YTD Actuals As of 10/13/14	2015 Budget Requested	2015 Budget Recommended	2015 Budget Adopted
0000009 Federal Aid						
5000912 HEALTH DEPT - FEDERAL	2,093,938	0	0	0	0	0
0000009 Federal Aid Totals	2,093,938	0	0	0	0	0
Rev Total for Div: 2507	2,093,938	0	0	0	0	0
0000040 Contractual Expenditures						
6004308 TANF	2,093,938	0	0	0	0	0
0000040 Contractual Expenditures Totals	2,093,938	0	0	0	0	0
Exp Total for Div: 2507	2,093,938	0	0	0	0	0
Total for Div: 25000000	0	0	0	0	0	0
Total for Dept: 25000000	-6,547,735	-7,297,022	-5,282,914	-6,927,751	-6,942,390	-6,942,390

MENTAL HEALTH

COMMISSIONER

DEPUTY COMMISSIONER

CONTRACT AGENCIES

Mental Health Quality Assurance & Accountability Project

COMMUNITY MENTAL HEALTH

MENTAL HEALTH

- Mental Health Association
 - Advocacy
 - SHIP & Project Uplift
 - Rural Client Coordinator
 - Compeer & Compeer Youth Mentoring
 - Beacon & Sunrise Wellness Center
 - Peer Educators
 - CCSI FOCUS
 - Multicultural Initiative
- Catholic Charities
 - Advocacy
 - ACT Team
 - C&Y ICM/SCM
 - Health Home
 - CCSI/Parent Partners
 - 4 Seasons
 - Portfolio's Café
 - Job Club
 - Community Respite (Crisis Sitters)
 - Adult SPOE/Children SPOA
 - MICA Peer Counselor
 - CORE/Transportation
 - Residential
- Family & Children's Society
 - School Based Initiative
 - In Home MH Services
- Children's Home of Wyoming Conference
 - Family Support Services
- Community Options of New York
 - Supported Work
- Our Lady of Lourdes Hospital
 - Mental Health Juvenile Justice
- United Health Systems
 - Crisis Intervention - CPEP
- Fairview Recovery Services
 - MICA Network
- Family Enrichment Network
 - C&F Outreach
- BOCES
 - MH School Project
- Binghamton University
 - MH School Project

DEVELOPMENTAL DISABILITIES

- ACHIEVE (ARC)
 - Workshop
 - Summer Camp

ALCOHOLISM / SUBSTANCE ABUSE

- Addiction Center of Broome County
 - Outpatient
 - Rehabilitation
 - Dual Recovery
- Fairview Recovery Services
 - Crisis Center
 - Supportive Living
 - Fairview Halfway House
 - Merrick Halfway House
 - Shelter Plus Care
 - Vocational Rehabilitation
- Lourdes Hospital Preventive Services
 - Student Assistance Program
 - Methamphetamine Prevention & Awareness Demonstration Project

OTHER

- STAP
 - ReEntry
- YWCA
 - Shelter Plus Care

MENTAL HEALTH CENTER

- Adult Clinic
- Forensic Unit

GRANTS

- Mental Health Case Management
- Forensic Transitional Mgmt Services
- CDSU

MENTAL HEALTH

Mental Health Clinic (Includes the Adult Clinic and the Forensic Unit)

MISSION STATEMENT

To plan, organize, and oversee a comprehensive continuum of care for consumers of public mental hygiene services in Broome County. This continuum of care will provide for the health and safety of Broome County citizens.

VISION

Planning: Broome County Mental Health Department will engage in a participatory planning process to develop mental hygiene services in Broome County. The planning process will include government officials, providers, community representatives, and recipients or their families.

Accountability: The department will assure that state and/or local oversight mechanisms are in place to assure that services are delivered in a responsible, efficient manner.

Coordination: The department will assure that all mental hygiene service providers in Broome County will coordinate and collaborate for the delivery of services that are responsive to the needs of recipients, including culturally diverse populations.

County Operations: The department's primary role is to facilitate and oversee the continuum of care for consumers of mental hygiene services in Broome County. The department will only provide direct services as the provider of last resort.

Over the last decade the role of this department has shifted. Historically, the department was a service provider only. We now have a significant role in contract management for services provided for us by not-for profit agencies.

DESCRIPTION

The Mental Health Commissioner/Local Government Unit (LGU) is mandated to plan, develop, coordinate and evaluate all local services for the three disabilities encompassed by Mental Hygiene (OMH, OPWDD, & OASAS). This requires interaction on the state level with three separate agencies: Office of Mental Health (OMH), Office of People With Developmental Disabilities (OPWDD), and the Office of Alcoholism and Substance Abuse Services (OASAS). Funding from these agencies, the County, and other sources are managed to enable the Mental Health Department and other agencies to provide necessary services. Interaction, coordination and collaboration are also required with diverse public and private organizations that receive contracts, funding and/or provide services in the Broome County community.

The Mental Health Center provides a variety of County operated direct services for the individuals who suffer from mental illness. Client Fee Revenue, federal, state and County funding allow the provision of mental health services to those individuals.

The licensed programs of the Mental Health Department will provide an estimated 734 face-to-face contacts during 2015.

Approximately 90%-95% of all recipients of services at the Mental Health Center receive Medicaid or Medicare. The remainder of recipients has some form of third party insurance coverage.

Demands for services offered by the department have shifted because of the growth of clinic services in the not-for-profit and state sector.

Community Mental Health programs respond to priority referrals within 1-5 days in an effort to maintain people in the community and reduce unnecessary hospitalizations.

The Adult Clinic provides mental health services to residents who are at least 18 years of age and have a diagnosed mental illness. Services include assessment and treatment planning; individual, group and family therapy; crisis intervention; medication and case management. An interdisciplinary team consisting of psychiatrists, clinical psychologists, psychiatric social workers, psychiatric nurses and paraprofessionals provide these services.

The Court Liaison Unit (formally the Forensic Unit) performs court-ordered mental health evaluations as required under NYS Mental Hygiene Law. The staff also works with seriously mentally ill individuals released from correctional facilities to transition to appropriate community services.

2015 OBJECTIVES

- Maintain productivity levels in the clinic while services continue to shift to the private and state sector
- Focus on the safety of those clients we serve and the employees serving them, as well as the safety of County residents
- Focus on achieving measurable improvements by implementing continuous quality enhancements

2015 BUDGET HIGHLIGHTS

Due to a significant downsizing, the Department of Mental Health recognizes a decrease in County Support.

The Department of Mental Health is making the following recommendations in 2015:

- (1) Elimination of 5 full-time and 2 part-time Administrative/Support Staff positions.
- (2) Elimination of 5 full-time and 9 part-time Clinical Staff positions.

26000004

MENTAL HEALTH/Clinic

<u>Title of Position</u>	<u>Grade/Unit</u>	<u>2013 Actuals</u>	<u>As of 7/7/2014 Current Authorized FULL TIME</u>	<u>2015 Requested</u>	<u>2015 Recommended</u>	<u>2015 Adopted</u>
Commissioner of Comm. Mental Health Svcs	I Admin	1	1	1	1	1
Deputy Commissioner of Comm. Mental Hlth Svcs	G Admin	1	1	1	1	1
Staff Psychologist	29 BAPA	1	0	0	0	0
Mental Health Clinical Services Director	24 BAPA	1	1	1	1	1
Mental Health Program Coordinator	23 BAPA	1	0	0	0	0
Management Associate*	18 BAPA	1	1	1	1	1
Office Manager	16 BAPA	1	0	0	0	0
Health Information Administrator	14 BAPA	1	1	0	0	0
Nurse Practitioner	27 CSEA	2	0	0	0	0
Clinical Social Worker	21 CSEA	7	5	0	0	0
Intensive Case Manager	18 CSEA	1	1	1	1	1
Secretary	13 CSEA	1	0	0	0	0
Data Entry Machine Operator	8 CSEA	1	0	0	0	0
Keyboard Specialist	8 CSEA	3	2	1	1	1
Account Clerk	7 CSEA	1	0	0	0	0
Clerk	6 CSEA	2	2	0	0	0
Receptionist Typist	6 CSEA	1	1	0	0	0
Total Full-Time Positions		27	16	6	6	6
			PART TIME			
Staff Psychiatrist	NA	7	7	1	1	1
Nurse Practitioner	27 CSEA	2	3	0	0	0
Clinical Social Worker	21 CSEA	2	1	1	1	1
Keyboard Specialist	8 CSEA	1	1	0	0	0
Clerk	6 CSEA	3	2	1	1	1
Total Part-Time Positions		15	14	3	3	3
TOTAL POSITIONS		42	30	9	9	9

*Position funded for one half year

BROOME COUNTY GOVERNMENT
REVENUE AND APPROPRIATION SUMMARY BY DEPARTMENT

FUND: 1010 General Operating
DEPT: 26000000 Mental Health

Account	2013 Actuals	2014 Budget	2014 YTD Actuals As of 10/13/14	2015 Budget Requested	2015 Budget Recommended	2015 Budget Adopted
0000002 Departmental Income						
5000120 MENTAL HEALTH FEES	1,680,556	1,490,205	602,349	100,021	100,021	100,021
5000333 OTHER DEPARTMENTAL CHARGEBACK	199,937	126,416	83,981	96,501	96,501	96,501
5000426 MISCELLANEOUS	38,195	48,131	47,985	73,680	73,680	73,680
0000002 Departmental Income Total	1,918,688	1,664,752	734,315	270,202	270,202	270,202
0000003 Use of Money						
5000470 VENDING MACHINE	7	0	0	0	0	0
0000003 Use of Money Total	7	0	0	0	0	0
0000006 Sale of Prop and Comp for Loss						
5000518 SALE OF EQUIPMENT	33	0	0	0	0	0
0000006 Sale of Prop and Comp for Loss Total	33	0	0	0	0	0
0000007 Misc Interfund Revenues						
5000534 TRANSFER FROM INSURANCE RESERV	1,351	170	170	0	0	0
0000007 Misc Interfund Revenues Total	1,351	170	170	0	0	0
0000008 State Aid						
5000827 MENTAL HEALTH ADMINISTRATION	149,221	79,039	39,556	79,039	79,039	79,039
0000008 State Aid Total	149,221	79,039	39,556	79,039	79,039	79,039
0000009 Federal Aid						
5000916 FEDERAL AID - MENTAL HEALTH CL	190,417	163,717	0	163,717	163,717	163,717
0000009 Federal Aid Total	190,417	163,717	0	163,717	163,717	163,717
Rev Totals for Dept: 26000000	2,259,717	1,907,678	774,041	512,958	512,958	512,958

REPORT:BP032

BROOME COUNTY GOVERNMENT
REVENUE AND APPROPRIATION SUMMARY BY DEPARTMENT

FUND: 1010 General Operating
DEPT: 26000000 Mental Health

Account	2013 Actuals	2014 Budget	2014 YTD Actuals As of 10/13/14	2015 Budget Requested	2015 Budget Recommended	2015 Budget Adopted
0000010 Personal Service						
6001000 SALARIES FULL-TIME	1,108,243	815,962	489,999	291,780	291,780	291,780
6001001 SALARIES PART-TIME	376,149	521,467	222,568	103,236	103,236	103,236
6001002 SALARIES TEMPORARY	39,284	44,026	8,638	0	0	0
6001003 SALARIES OVERTIME	0	1,000	0	0	0	0
6001004 SALARIES SHIFT DIFFERENTIAL	298	333	126	0	0	0
6001009 OTHER PERSONNEL SERVICES	884	2,000	0	0	0	0
0000010 Personal Service Totals	1,524,858	1,384,788	721,331	395,016	395,016	395,016
0000040 Contractual Expenditures						
6004010 BOOKS AND SUBSCRIPTIONS	703	1,500	0	1,000	1,000	1,000
6004012 OFFICE SUPPLIES	7,577	10,800	2,270	5,000	5,000	5,000
6004021 BLDG MAINTENANCE SUPPLIES	225	1,000	133	500	500	500
6004022 FUEL AND HEATING SUPPLIES	3,638	9,023	3,226	4,512	4,512	4,512
6004023 BLDG AND GROUNDS SUPPLIES	2,525	4,000	982	2,000	2,000	2,000
6004030 FOOD AND BEVERAGES	65	250	52	250	250	250
6004046 GAS OIL GREASE AND DIESEL FUEL	0	150	0	150	150	150
6004048 MISC OPERATIONAL SUPPLIES	246	1,000	0	500	500	500
6004056 COMPUTER EQUIPMENT (NON CAPITAL)	2,421	0	47	500	500	500
6004062 MEDICAL LAB & CLINIC SUPPLIES	229	250	10	0	0	0
6004063 PRESCRIPTION DRUGS	13,299	19,800	8,089	0	0	0
6004100 POSTAGE AND FREIGHT	0	250	44	250	250	250
6004105 DUES AND MEMBERSHIPS	6,540	6,708	5,783	6,706	6,706	6,706
6004106 GENERAL OFFICE EXPENSES	708	3,000	714	1,000	1,000	1,000
6004111 BUILDING AND LAND RENTAL	0	136,500	113,750	68,250	68,250	68,250
6004115 ELECTRIC CURRENT	19,554	38,798	13,559	19,399	19,399	19,399
6004117 BUILDING AND GROUNDS EXPENSES	11,840	12,000	9,412	6,000	6,000	6,000
6004137 ADVERTISING AND PROMOTION EXPE	20	1,000	18	0	0	0
6004138 OTHER OPERATIONAL EXPENSES	273	150	346	0	0	0
6004160 MILEAGE AND PARKING-LOCAL	0	325	0	325	325	325
6004161 TRAVEL HOTEL AND MEALS	47	1,500	40	750	750	750
6004162 EDUCATION AND TRAINING	195	1,500	0	750	750	750
6004165 ADVISORY BD/TRUSTEES EXPENSES	826	1,080	879	1,080	1,080	1,080
6004169 DAY TRIP MEAL REIMBURSEMENT	8	0	0	0	0	0
6004196 COPYING MACHINE RENTALS	3,000	7,368	5,526	5,526	5,526	5,526
6004200 PROPERTY LOSS	1,351	170	170	0	0	0
6004573 OTHER FEES FOR SERVICES	35,142	111,564	41,082	78,349	78,349	78,349
0000040 Contractual Expenditures Totals	110,432	369,686	206,132	202,797	202,797	202,797

BROOME COUNTY GOVERNMENT
REVENUE AND APPROPRIATION SUMMARY BY DEPARTMENT

FUND: 1010 General Operating
DEPT: 26000000 Mental Health

Account	2013 Actuals	2014 Budget	2014 YTD Actuals As of 10/13/14	2015 Budget Requested	2015 Budget Recommended	2015 Budget Adopted
0000041 Chargeback Expenses						
6004602 INSURANCE PREMIUM CHARGEBACK	108	90	68	3,978	3,978	3,978
6004604 DPW SECURITY CHARGEBACKS	73,660	102,016	35,300	52,401	52,401	52,401
6004605 COUNTY ATTORNEY CHARGEBACKS	11,575	30,625	6,145	30,625	30,625	30,625
6004606 TELEPHONE BILLING ACCOUNT	13,544	13,487	7,959	7,525	7,525	7,525
6004609 DATA PROCESSING CHARGEBACKS	97,896	97,440	48,300	47,513	47,513	47,513
6004610 PERSONAL SERVICES CHARGEBACKS	6,324	6,008	4,506	3,199	3,199	3,199
6004614 OTHER CHARGEBACK EXPENSES	250	750	60	906	906	906
6004615 GASOLINE CHARGEBACK	107	1,413	49	788	788	788
6004616 FLEET SERVICE CHARGEBACK	1,890	2,231	2,231	2,231	2,231	2,231
6004617 DUPLICATING/PRINTING CHARGEBA	1,422	2,900	158	1,575	1,575	1,575
6004618 OFFICE SUPPLIES CHARGEBACK	2,363	5,000	1,992	2,400	2,400	2,400
6004619 BUILDING SERVICE CHARGEBACK	20,932	21,001	11,106	21,576	21,576	21,576
6004621 BUILDING AND LAND RENTAL CHARG	0	0	0	21,087	21,087	21,087
0000041 Chargeback Expenses Totals	230,071	282,961	117,874	195,804	195,804	195,804
0000060 Principal on Indebtedness						
6006008 PRINCIPAL ON CAPITAL LEASE	49,836	0	0	0	0	0
0000060 Principal on Indebtedness Totals	49,836	0	0	0	0	0
0000070 Interest on Indebtedness						
6007005 INTEREST ON CAPITAL LEASE	91,032	0	0	0	0	0
0000070 Interest on Indebtedness Totals	91,032	0	0	0	0	0
0000080 Employee Benefits						
6008001 STATE RETIREMENT	266,680	284,684	126,073	68,053	68,053	68,053
6008002 SOCIAL SECURITY	111,692	106,003	53,244	30,219	30,219	30,219
6008004 WORKERS COMPENSATION	39,454	43,515	29,146	39,033	39,033	39,033
6008006 LIFE INSURANCE	360	315	173	98	98	98
6008007 HEALTH INSURANCE	236,595	189,179	93,232	38,640	38,640	38,640
6008009 RETIREE HEALTH INSURANCE	302,638	373,475	252,049	409,419	409,419	409,419
6008010 DISABILITY INSURANCE	2,059	1,170	605	234	234	234
6008011 UNEMPLOYMENT INSURANCE	0	0	10,407	0	0	0
6008013 HEALTH INS - RETIRE INCENTIVE	17,839	7,188	0	0	0	0
0000080 Employee Benefits Totals	977,317	1,005,529	564,929	585,696	585,696	585,696

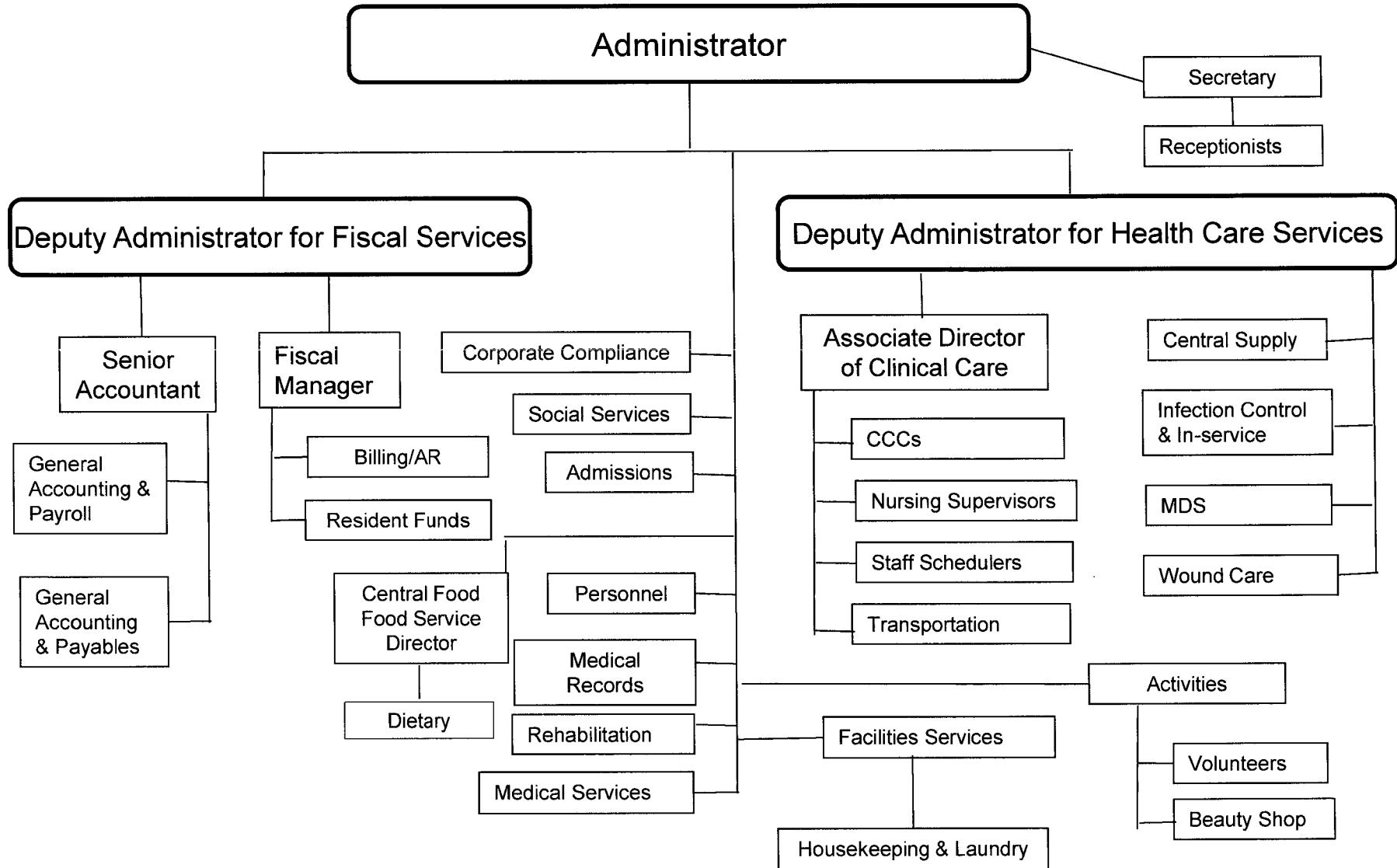
REPORT:BP032

BROOME COUNTY GOVERNMENT
REVENUE AND APPROPRIATION SUMMARY BY DEPARTMENT

FUND: 1010 General Operating
DEPT: 26000000 Mental Health

Account	2013 Actuals	2014 Budget	2014 YTD Actuals As of 10/13/14	2015 Budget Requested	2015 Budget Recommended	2015 Budget Adopted
0000090 Transfers						
6009002 TRANSFER TO GRANT FUND	304,994	345,087	283,042	348,742	348,742	348,742
0000090 Transfers Totals	<u>304,994</u>	<u>345,087</u>	<u>283,042</u>	<u>348,742</u>	<u>348,742</u>	<u>348,742</u>
Exp Totals for Dept: 26000000	<u>3,288,540</u>	<u>3,388,051</u>	<u>1,893,308</u>	<u>1,728,055</u>	<u>1,728,055</u>	<u>1,728,055</u>
Total for Dept: 26000000	<u>-1,028,823</u>	<u>-1,480,373</u>	<u>-1,119,267</u>	<u>-1,215,097</u>	<u>-1,215,097</u>	<u>-1,215,097</u>

WILLOW POINT NURSING HOME



WILLOW POINT NURSING HOME

MISSION STATEMENT

It is the mission of the Willow Point Nursing Home to serve those frail, elderly, and disabled individuals who live in Broome County and are in need of long-term, skilled care and/or short term rehabilitation. This includes a comprehensive, interdisciplinary approach to care planning with emphasis on quality of life and preservation of both dignity and independence for the residents. Staff members are committed to meeting the physical, emotional, social and spiritual needs of the residents.

DESCRIPTION

Broome County has operated Willow Point Nursing Home to provide skilled nursing care since 1969.

Federal and State regulations dictate the standards required to operate the skilled nursing facility. The New York State Department of Health (NYSDOH) is the licensing and lead oversight agency for both governments and responsible for ensuring regulatory compliance. NYSDOH conducts routine, unannounced inspections as well as complaint investigations, and Willow Point is required to meet all standards or face penalties, fines and potentially disqualification from the Medicare & Medicaid programs, the primary payment sources. As a government-sponsored facility, there are additional requirements that must be met, such as State Civil Service employment and Broome County purchasing and cash-based accounting rules.

At one point in time the facility was licensed to care for up to 383 people (residents). As of July 1, 2012, Willow Point is licensed to care for up to 300 residents. The facility is made up of 3 separate buildings that are connected *on at least* one level. South Building was built in 1969 and includes 3 floors (South 1, South 2 and South

3), each with single, double and triple bedrooms. North Building built in 1971 contains 2 floors (North 1 and North Lower Level) with a mix of single and double bedrooms. The newest building is the West Wing built in 1988.

One floor is designated primarily for sub-acute care or short term rehabilitation services (South 1). The West Wing is comprised of one 44-bed *secure* nursing unit for Alzheimer's and dementia care of residents who are also at risk for wandering unsafely. The rest of the facility provides a variety of skilled nursing care services.

Vestal Nursing & Rehabilitation Center also occupies a floor in the North Building. They had to be evacuated from their facility in 2011 due to flooding so they have been renting the 2nd Floor in the North Building at Willow Point to care for up to 60 additional residents that are not counted toward Willow Point's 300 bed licensed limit.

2015 OBJECTIVES

The first and foremost objective for Willow Point is the commitment to work together and provide the best possible resident care in a cost-effective manner. Everything that Willow Point does for our nursing home residents must strive to meet this goal. The objectives are:

1. Continue to reorganize Administration and ensure efficient use of staff. Since down-sizing the facility from 383-beds to 300-beds over the past six years, a number of staff positions have been eliminated from subsequent budgets. Every vacant position continues to be evaluated before hiring to determine if the duties can be absorbed by existing positions, reclassified to add on additional duties, or use technologies and/or best practices to eliminate or reduce the work. The reduction and reclassifying of positions in the 2015 budget formally recognizes these efforts taken in 2014. The Organizational Chart included with this budget reflects the reorganization of departments and their respective reporting oversight.

2. Reclaim resident rooms and spaces. The benefit of reducing bed capacity from 383 to 300 is that we are able to reconfigure the rooms. A number of triple bed rooms have already been converted to semi-private rooms. Once Vestal Nursing & Rehabilitation is no longer renting a floor from the facility, *now* tentatively slated for late 2015, we will open up North 2 for use by our residents. Willow Point will then eliminate all triple bed rooms throughout the entire building along with creating many private rooms by spreading out the 300 resident beds over the additional space. Some additional equipment will be needed to accomplish this, but staffing changes and supply needs are minimal because there will be no change in the overall number of residents. Willow Point was also forced in 2013 to stop using many common areas due to a NYSDOH deficiency, so whenever possible, former resident common areas being used as storage spaces, offices and conference rooms will be converted back into resident use spaces. This effort will continue in 2015.
3. Maintain current bed capacity *in a fiscally sound manner*. The number of residents budgeted to be living at Willow Point in 2014 was set at **95%**. *While past experience justified a budget with this occupancy level, Willow Point was unable to achieve this in 2014. The facility experienced a significant drop in the resident occupancy level in 2013. One reason was the need to install a federally-mandated sprinkler system which required that the occupancy level not be above 92% (275 beds).* Conversations with area hospital and other skilled nursing home representatives indicate that there are still opportunities to admit more residents, so the maximum capacity will remain at 300 beds for 2014.
4. Increase use of technology. Whenever possible, using technology in the form of improved electronics, scanning versus printing, wireless internet and less expensive telecommunications will be implemented to achieve Willow Point's goal. For example, in 2014 Willow Point *continued to investigate and*

develop steps to start using a complete Electronic Medical Record (EMR) system. When fully in place, this system will improve resident care coordination and documentation, and it has the potential to increase reimbursement while reducing staff time, detecting deficient practices and avoiding costly audit repayments. Other technology uses include ongoing paper reduction efforts, automated staff scheduling programs, and replacing overhead paging that disrupts our residents by having staff use portable phones and other communication equipment.

2015 BUDGET HIGHLIGHTS

The 2015 objectives were applied in making budget decisions. A number of changes were made to revenues and expenses in order to reflect the most realistic budget possible. In some cases, processes were tested in 2014 and proven successful, such as most of the staff changes proposed in 2014 compared with 2013, so they were made part of the budget.

1. REVENUE

- a. Revenue projections reflect a **93.67%** occupancy level. New programs are being considered to fill unmet community need, so budgeted occupancy levels have been adjusted according to current experience and expected changes in admissions practices.
- b. *Medicare rates were based on 2014 historical experience and Medicaid rates were increased to reflect projected changes in the case mix acuity of the residents.*
- c. 2014 Medicare, Medicaid, and private pay resident percentages were applied to the 2015 occupancy rate to come up with the revenue amounts. The private pay rate is increased as of January 1, 2015 by approximately 3.4%, from \$290 for a semi-private or triple room to \$300, and \$300 for a private room to \$310. Willow Point still has

\$300 for a private room to \$310. Willow Point still has among the lowest private rates among nursing homes in the area.

- d. All other revenue amounts are based on historical information.
- e. The Intergovernmental Transfer Program (IGT) that benefits County Nursing Homes is expected to continue in 2015 in the amount budgeted. A brief, overly simplistic explanation is that the IGT comes from money to be paid out by the County Department of Social Services to New York State. New York, in turn, receives a matching amount of money from the Federal Government and gives that entire amount to the County Nursing Home.

2. EXPENSES

- a. Expenses reflect the continuing challenge of providing quality resident care and services in a relatively outdated facility with increasing infrastructure needs.
- b. There are no proposed layoffs. Every vacant position continues to be evaluated before hiring to determine if the duties can be absorbed by existing positions, reclassified to add on additional duties, or use technologies and/or best practices to eliminate or reduce the work. The reduction and reclassifying of positions in the 2015 budget formally recognizes these efforts oversight.
- c. Additional explanations are provided in the specific sections for better reference.

WILLOW POINT NURSING HOME

Administration & General

DESCRIPTION

Willow Point Nursing Home is operated under the Enterprise Fund Accounting structure as a skilled nursing facility or residential health care facility licensed by the New York State Department of Health (NYSDOH) and the Federal Government Department of Health and Human Services' Centers for Medicare and Medicaid Services to provide skilled nursing care. As stated earlier, NYSDOH is the licensing and lead oversight agency for both governments and responsible for ensuring regulatory compliance.

State and federal regulations require a skilled nursing facility of Willow Point's bed size to employ a full-time licensed nursing home Administrator responsible for administering in a manner that enables Willow Point to use its resources effectively and efficiently to attain or maintain the highest practicable physical, mental, and psychosocial well-being of each resident. The Administrator shares Administrative On-Call duties with the Deputy Administrator for Health Care Services (DAHCS) so that there is someone available from Administration 24 hours a day, 7 days a week.

The Administrator relies on the other Administration & General staff to meet the regulations. The Personnel Coordinator is responsible for employee hiring, corrective actions, and discharges. Staff turnover is typical of a skilled

nursing facility of this size, but the oversight of this process and the paperwork is significant.

The Fiscal Department is divided into four supervised areas: Payroll (overseen by an **Accountant**), Accounts Receivable and Resident Banking (overseen by a **Fiscal Manager**), Accounts Payable (**Accountant** oversight), and General Ledger Accounting and Cost Reporting (**Senior Accountant** oversight). Each area has specifically assigned support staff.

The Administration umbrella also encompasses several other areas of the facility including the Barber and Beauty Services, the Medical Director's office, the Health Information Management department and Therapeutic Recreation(Activities) and Volunteers.

27 010104
 010304
 010504
 010604

WILLOW POINT NURSING HOME/Administration & General

<u>Title of Position</u>	<u>Grade/Unit</u>	<u>2013 Actuals</u>	<u>As of</u> <u>7/7/2014</u> <u>Current</u> <u>Authorized</u>	<u>2015</u> <u>Requested</u>	<u>2015</u> <u>Recommended</u>	<u>2015</u> <u>Adopted</u>
<u>FULL TIME</u>						
Nursing Home Administrator	O Admin	1	1	1	1	1
Deputy NH Administrator-Fiscal Services	F Admin	1	1	1	1	1
Personnel Coordinator/Corporate Compliance (40)	19 ADMIN	0	1	1	1	1
Personnel Coordinator/Corporate Compliance (40)	14 ADMIN	1	0	0	0	0
Personnel Clerk	9 ADMIN	1	1	1	1	1
Nursing Home Compliance Officer	20 BAPA	1	1	0	0	0
Senior Accountant (40)	18 BAPA	1	1	1	1	1
Fiscal Manager (40)	17 BAPA	1	1	1	1	1
Health Information Administrator (40)	14 BAPA	1	1	1	1	1
Accountant (County)	16 CSEA	2	2	2	2	2
Admission Coordinator	16 CSEA	0	1	1	1	1
Senior RPN (RN-Admissions)	16 CSEA	0	0	1	1	1
RPN NH - Admissions	14 CSEA	1	1	1	1	1
Secretary (40)	13 CSEA	1	1	1	1	1
Senior Billing Specialist	13 CSEA	0	1	1	1	1
Health Information Technician	11 CSEA	2	2	2	2	2
Senior Account Clerk	9 CSEA	3	2	2	2	2
Billing Specialist	9 CSEA	1	2	2	2	2
Keyboard Specialist	8 CSEA	1	1	1	1	1
Account Clerk	7 CSEA	1	2	2	2	2
Account Clerk Typist	7 CSEA	<u>1</u>	<u>0</u>	<u>0</u>	<u>0</u>	<u>0</u>
Total Full-Time Positions		21	23	23	23	23
<u>PART TIME</u>						
Coordinator of Volunteer Services	16 BAPA	1	0	0	0	0
Account Clerk Typist	7 CSEA	2	1	1	1	1
Clerk	6 CSEA	<u>4</u>	<u>4</u>	<u>4</u>	<u>4</u>	<u>4</u>
Total Part-Time Positions		7	5	5	5	5
TOTAL POSITIONS		28	28	28	28	28

BROOME COUNTY GOVERNMENT
 REVENUE AND APPROPRIATION SUMMARY
 BY DEPARTMENT AND DIVISION

FUND: 2050 WPNH Operating
 DEPT: 27000000 Willow Point
 DIV: 01 Willow Point-Admin & General

Account	2013 Actuals	2014 Budget	2014 YTD Actuals As of 10/13/14	2015 Budget Requested	2015 Budget Recommended	2015 Budget Adopted
27000000 Willow Point						
0000002 Departmental Income						
5000105 XEROX MACHINE	2,896	500	576	500	500	500
5000109 CABLE TV	0	0	-15	0	0	0
5000125 MEDICARE PART B	269,967	365,000	175,685	257,250	257,250	257,250
5000210 SNF MEDICARE	2,497,453	2,706,326	2,063,345	3,356,867	3,356,867	3,356,867
5000212 SNF PRIVATE	2,377,298	4,052,023	3,282,901	3,499,771	3,499,771	3,499,771
5000218 SNF NAMI-PATIENT SHARE	2,891,721	2,224,598	1,901,751	2,728,790	2,728,790	2,728,790
5000238 COMMERCIAL INSURANCE	322,356	319,696	236,795	319,743	319,743	319,743
5000426 MISCELLANEOUS	295,009	360,604	0	145,000	145,000	145,000
5000428 OTHER CHARGES	7	0	0	0	0	0
5000494 SNF PATIENT ACCRUED & RETRO	193,360	0	-177,800	0	0	0
0000002 Departmental Income Totals	8,850,067	10,028,747	7,483,238	10,307,921	10,307,921	10,307,921
0000003 Use of Money						
5000451 INTEREST AND EARNINGS	2,037	2,500	1,065	200	200	200
5000460 RENTAL OF REAL PROPERTY INDIVI	135,404	115,497	115,497	142,755	142,755	142,755
5000470 VENDING MACHINE	3,705	6,675	795	2,500	2,500	2,500
0000003 Use of Money Totals	141,146	124,672	117,357	145,455	145,455	145,455
0000006 Sale of Prop and Comp for Loss						
5000518 SALE OF EQUIPMENT	372	0	0	0	0	0
0000006 Sale of Prop and Comp for Loss Totals	372	0	0	0	0	0
0000007 Misc Interfund Revenues						
5000530 REFUNDS OF PRIOR YEARS EXPENDI	0	120,000	0	0	0	0
5000534 TRANSFER FROM INSURANCE RESERV	231,007	0	0	0	0	0
5000545 CREDIT CARD REBATES	391	0	0	0	0	0
5000567 IGT REVENUE	5,000,000	0	0	0	0	0
5000570 EARNINGS ON TEMPORARY INVESTME	809	0	0	0	0	0
0000007 Misc Interfund Revenues Totals	5,232,207	120,000	0	0	0	0
0000009 Federal Aid						
5000949 SNF MEDICAID - FEDERAL	11,481,441	13,158,545	7,765,514	12,875,942	12,875,942	12,875,942
0000009 Federal Aid Totals	11,481,441	13,158,545	7,765,514	12,875,942	12,875,942	12,875,942

REPORT:BP033

BROOME COUNTY GOVERNMENT
REVENUE AND APPROPRIATION SUMMARY
BY DEPARTMENT AND DIVISION

FUND: 2050 WPNH Operating
DEPT: 27000000 Willow Point
DIV: 01 Willow Point-Admin & General

Account	2013 Actuals	2014 Budget	2014 YTD Actuals As of 10/13/14	2015 Budget Requested	2015 Budget Recommended	2015 Budget Adopted
Rev Total for Div: 2701	25,705,233	23,431,964	15,366,109	23,329,318	23,329,318	23,329,318
0000010 Personal Service						
6001000 SALARIES FULL-TIME	806,117	975,908	529,430	1,022,010	1,022,010	1,022,010
6001001 SALARIES PART-TIME	72,220	69,525	48,727	69,924	69,924	69,924
6001002 SALARIES TEMPORARY	12,496	0	0	0	0	0
6001003 SALARIES OVERTIME	4,144	23,257	2,968	23,262	23,262	23,262
6001012 HOLIDAY OVERTIME PAY	580	2,139	345	2,152	2,152	2,152
0000010 Personal Service Totals	895,557	1,070,829	581,470	1,117,348	1,117,348	1,117,348
0000020 Equipment and Capital Outlay						
6002400 OFFICE MACHINES	0	0	0	400	400	400
6002503 COMPUTER EQUIPMENT	0	22,806	11,937	13,246	13,246	13,246
0000020 Equipment and Capital Outlay Totals	0	22,806	11,937	13,646	13,646	13,646
0000040 Contractual Expenditures						
6004010 BOOKS AND SUBSCRIPTIONS	646	860	767	495	495	495
6004012 OFFICE SUPPLIES	7,312	10,460	3,902	10,515	10,515	10,515
6004048 MISC OPERATIONAL SUPPLIES	4,720	4,846	125	4,920	4,920	4,920
6004053 RECREATIONAL AND ACTIVITY SUPP	455	500	727	3,100	3,100	3,100
6004055 COMPUTER SOFTWARE AND SUPPLIES	3,893	3,025	2,295	3,075	3,075	3,075
6004100 POSTAGE AND FREIGHT	36	169	7	150	150	150
6004101 TELEPHONE	1,374	1,494	957	1,730	1,730	1,730
6004105 DUES AND MEMBERSHIPS	27,219	28,230	28,979	29,555	29,555	29,555
6004106 GENERAL OFFICE EXPENSES	16,037	25,580	16,761	18,880	18,880	18,880
6004126 RECREATIONAL AND ACTIVITY EXPE	8,015	2,400	1,651	2,400	2,400	2,400
6004137 ADVERTISING AND PROMOTION EXPE	5,908	9,250	3,375	9,000	9,000	9,000
6004160 MILEAGE AND PARKING-LOCAL	0	25	0	25	25	25
6004161 TRAVEL HOTEL AND MEALS	219	2,700	789	5,671	5,671	5,671
6004162 EDUCATION AND TRAINING	2,241	3,700	3,353	9,462	9,462	9,462
6004168 OTHER PERSONAL EXPENSES	468	350	171	360	360	360
6004193 HARDWARE MAINTENANCE	0	0	150	0	0	0
6004195 HARDWARE RENTAL	14,700	14,700	12,250	14,700	14,700	14,700

BROOME COUNTY GOVERNMENT
 REVENUE AND APPROPRIATION SUMMARY
 BY DEPARTMENT AND DIVISION

FUND: 2050 WPNH Operating
 DEPT: 27000000 Willow Point
 DIV: 01 Willow Point-Admin & General

Account	2013 Actuals	2014 Budget	2014 YTD Actuals As of 10/13/14	2015 Budget Requested	2015 Budget Recommended	2015 Budget Adopted
6004196 COPYING MACHINE RENTALS	7,572	9,156	6,904	9,204	9,204	9,204
6004200 PROPERTY LOSS	179,400	0	0	0	0	0
6004203 INSURANCE CLAIMS	51,664	0	0	0	0	0
6004255 CONTRACTED SERVICES	58,750	0	253,398	15,000	15,000	15,000
6004256 SERVICES	0	0	1,315	0	0	0
6004411 PHYSICIAN SERVICES	73,428	73,431	30,420	41,777	41,777	41,777
6004500 ACCTG AND COST ALLOCATION SERV	1,500	1,500	1,500	1,500	1,500	1,500
6004501 AUDIT FEES	0	4,000	0	4,000	4,000	4,000
6004504 OTHER FINANCIAL SERVICES	9,943	65,000	32,129	65,000	65,000	65,000
6004537 INVESTIGATIONS EXPENSES	7,219	9,000	4,733	9,000	9,000	9,000
6004573 OTHER FEES FOR SERVICES	11,387	24,750	11,169	28,000	28,000	28,000
6004580 BAD DEBT EXPENSE	2,284,825	0	0	0	0	0
6004588 INTEREST AND PENALTIES	4,701	0	0	0	0	0
6004592 STATE REVENUE REFUND	1,058,441	1,384,133	834,901	1,348,130	1,348,130	1,348,130
6004594 LOSS ON DISPOSITION OF ASSETS	6	0	0	0	0	0
0000040 Contractual Expenditures Totals	3,842,079	1,679,259	1,252,728	1,635,649	1,635,649	1,635,649
0000041 Chargeback Expenses						
6004601 INDIRECT COSTS	618,623	702,241	0	684,890	684,890	684,890
6004602 INSURANCE PREMIUM CHARGEBACK	72,686	93,961	46,981	160,681	160,681	160,681
6004606 TELEPHONE BILLING ACCOUNT	30,967	32,171	15,741	48,027	48,027	48,027
6004609 DATA PROCESSING CHARGEBACKS	283,083	322,884	161,442	330,997	330,997	330,997
6004610 PERSONAL SERVICES CHARGEBACKS	25,719	29,357	13,450	29,357	29,357	29,357
6004614 OTHER CHARGEBACK EXPENSES	17,848	19,364	11,751	27,093	27,093	27,093
6004617 DUPLICATING/PRINTING CHARGEBAC	8,130	7,700	7,578	8,500	8,500	8,500
6004618 OFFICE SUPPLIES CHARGEBACK	7,603	6,300	5,691	8,050	8,050	8,050
6004625 FOOD SERVICE CHARGEBACKS	0	0	0	2,100	2,100	2,100
0000041 Chargeback Expenses Totals	1,064,659	1,213,978	262,634	1,299,695	1,299,695	1,299,695
0000042 Depreciation						
6004801 DEPRECIATION - BUILDINGS	49,232	0	0	0	0	0
6004802 DEPRECIATION - BLDG IMPROVEMEN	327,150	0	0	0	0	0
6004803 DEPRECIATION - IMPROV O/T BLDG	5,993	0	0	0	0	0
6004804 DEPRECIATION - MOTOR VEHICLES	7,989	0	0	0	0	0
6004805 DEPRECIATION - MACHINERY & EQU	178,579	0	0	0	0	0
0000042 Depreciation Totals	568,943	0	0	0	0	0

REPORT:BP033

BROOME COUNTY GOVERNMENT
REVENUE AND APPROPRIATION SUMMARY
BY DEPARTMENT AND DIVISION

FUND: 2050 WPNH Operating
DEPT: 27000000 Willow Point
DIV: 01 Willow Point-Admin & General

Account	2013 Actuals	2014 Budget	2014 YTD Actuals As of 10/13/14	2015 Budget Requested	2015 Budget Recommended	2015 Budget Adopted
0000080 Employee Benefits						
6008001 STATE RETIREMENT	180,429	226,495	132,003	212,135	212,135	212,135
6008002 SOCIAL SECURITY	63,388	82,205	40,428	86,373	86,373	86,373
6008004 WORKERS COMPENSATION	9,650	9,517	4,951	9,452	9,452	9,452
6008005 WORKERS COMP LT LIABILITY	-869,932	0	0	0	0	0
6008006 LIFE INSURANCE	322	360	226	375	375	375
6008007 HEALTH INSURANCE	251,397	334,162	178,362	313,997	313,997	313,997
6008008 OPEB - HEALTH INSURANCE	17,434	0	0	0	0	0
6008009 RETIREE HEALTH INSURANCE	105,039	110,245	92,296	148,777	148,777	148,777
6008010 DISABILITY INSURANCE	1,765	1,248	705	1,326	1,326	1,326
6008011 UNEMPLOYMENT INSURANCE	5,356	0	2,801	0	0	0
6008013 HEALTH INS - RETIRE INCENTIVE	30,000	5,076	0	0	0	0
0000080 Employee Benefits Totals	-205,152	769,308	451,772	772,435	772,435	772,435
Exp Total for Div: 2701	6,166,086	4,756,180	2,560,541	4,838,773	4,838,773	4,838,773
Total for Div: 27000000	19,539,147	18,675,784	12,805,568	18,490,545	18,490,545	18,490,545

WILLOW POINT NURSING HOME

Nursing

It is the mission of the nursing department to provide the highest quality nursing care for residents while recognizing that resident(s) and family are an integral component to the plan of care. We strive for a comprehensive interdisciplinary approach with emphasis on quality of care and quality of life, while assuring preservation of dignity, and independence for all residents.

DESCRIPTION

The Nursing Department is supervised by the **Deputy Administrator for Health Care Services (DAHCS)**, who also serves as the Director of Nursing, a position required by NYSDOH. The DAHCS also has oversight of areas where Nursing and other departments intertwine, specifically Social Work, Minimum Data Set (MDS reporting), Staff Development and Inservice Training, Infection Control, Wound Care, and Central Supply. The DAHCS shares Administrative On-Call duties with the Administrator.

Day-to-day supervision of the Nursing Department is handled by the **Associate Director of Clinical Care (ADON)**. A primary duty of the ADON is the responsibility for all resident investigation(s) including follow-up and the mandated NYS Department of Health reporting for all reportable resident incidents/accidents. The ADON reviews & investigates all resident incidents and/or accidents to determine reportability. Another primary responsibility for the ADON is the supervision of two (2) staffing positions. These duties include but are not limited to scheduled (working) time for nurses,

CNAs, unit helpers, maintaining rotation schedules, approval of valid reasons for time off, participation in interviews, and review of nursing applicants. Evaluations and engagement in personnel issues of all nursing staff is another area the ADON has responsibility. At least one **Registered Nurse** is working in the facility 8-hours every day and is also available on-call the remaining time. Each nursing unit also has a manager with 24-hour responsibility, called the **Clinical Care Coordinators (CCC)**.

The Nursing Units, under the guidance of the Deputy Administrator for Health Services, provides leadership in resident care supervised by Clinical Care Coordinators (nurse managers). There are six (6) skilled nursing units in the facility. The Alzheimer's Dementia Unit is a secure unit. Another unit is designated to meet the needs of residents who are considered short-term/subacute. The professional nursing staff, in conjunction with the attending physician(s), family, and all disciplines implements plans of care for each resident. Staff duties include administering medications, treatments, maintaining infection control, monitoring, and documentation relating to the care of residents, and as mandated by State and Federal Regulations.

The Nursing Department employs Certified Nursing Assistants (CNAs) whose duties include observation and personal care of the residents. Nursing Assistants maintain daily records which provide the nurse with necessary information about the progress of the residents. They are required to complete a state approved 100-hour course and obtain a passing grade on both an oral and written exam within 4 months of orientation. An additional mandatory six (6) hours of inservice every six (6) months for Certified Nursing Assistants is required.

The Inservice Department is responsible for the orientation and continued education program for all employees. Various community resources and consultants are used for presentation of programs.

The Alzheimer's/Dementia Unit provides specialized care to those residents with dementia who are experiencing memory loss, impairment of functional abilities, and loss of other cognitive skills. The goal is to maintain each resident at his or her highest practicable level of functioning for the longest period of time possible.

The Infection Control Department monitors all departments for infection control compliance. The department provides an ongoing employee health program, administers resident and staff flu vaccine, administers resident pneumococcal vaccine, and administers residents, staff, and volunteer Mantoux testing program. The department also reviews the Occupational Exposure Control Program and monitors compliance, oversees the administration of Hepatitis B vaccination program, assists the employee in education regarding Infection Control issues, while maintaining documentation compliance.

The Subacute/Short-Term Rehabilitation Unit is intended to address residents acutely impacted by a clinical event. Whether the need for services is for extensive nursing services or for rehabilitation services provided by physical, occupational, or speech language clinical staff, comprehensive care to ensure a positive outcome is provided to all participants. It is our express ambition to manage this unit in accordance with these guidelines to ensure that every resident of the Subacute Unit receives full attention and support throughout his or her recovery period.

The budget includes nursing positions necessary to meet the care needs of the residents as required by regulation. The amount of nursing staff scheduled to work on any given day is set by a historical standard that takes into account the care needs of each resident and the reimbursement/payment expected for the type of care.

Clerk positions specifically provide nursing clerical support. The Part-Time Clerk and **Unit Aide** positions in Social programs (The Therapeutic Recreational Services Department) have changed to report to the Nursing Department. This Clerk position has been changed to Full-Time to acknowledge the increasing hours involved in scheduling and monitoring the Unit Aides and resident transportation, while at times is still allocated to support the needs of the Therapeutic Recreational Services Department.

2015 OBJECTIVES

- Develop and implement orientation on-boarding plan;
- Continue to raise CMI case-mix index.
- Contain costs within our department;
- Strive for a deficiency free survey;
- Continue to increase the number of residents enrolled in United Health Services (Optum program).

27 060104
 060204
 060304
WILLOW POINT NURSING HOME/Nursing

<u>Title of Position</u>	<u>Grade/Unit</u>	<u>2013 Actuals</u>	<u>As of 7/7/2014</u>		<u>2015 Requested</u>	<u>2015 Recommended</u>	<u>2015 Adopted</u>
			<u>Current Authorized</u>				
<u>FULL TIME</u>							
Deputy NH Administrator-for Health Services	F Admin	1	1	1	1	1	1
MDS Coordinator	18 BAPA	1	1	1	1	1	1
Associate Director of Clinical Care	20 BAPA	1	1	1	1	1	1
Clinical Care Coordinator II / I*	18/17 BAPA	6	7	7	7	7	7
Supervising Nurse II / I	16/15 BAPA	3	3	3	3	3	3
Senior RPN	16 CSEA	1	1	0	0	0	0
Charge Nurse RPN/Sr LPN	15/11 CSEA	19	18	18	18	18	18
Senior LPN	11 CSEA						
Registered Professional Nurse	14 CSEA						
RPN (WPNH)/LPN	14/10 CSEA	43	43	43	43	43	43
Licensed Practical Nurse	10 CSEA						
Program Assistant	10 CSEA	1	1	1	1	1	1
Stores Clerk	10 CSEA	1	1	1	1	1	1
Keyboard Specialist	8 CSEA	1	1	1	1	1	1
Senior Clerk	8 CSEA	1	1	1	1	1	1
Certified Nursing Assistant/Nursing Assistant Trainee**	6 CSEA	127	127	127	127	127	127
Clerk	6 CSEA	<u>4</u>	<u>5</u>	<u>5</u>	<u>5</u>	<u>5</u>	<u>5</u>
Total Full-Time Positions		210	211	210	210	210	210
<u>PART TIME</u>							
Supervising Nurse I / II	16 BAPA	2	2	2	2	2	2
Registered Professional Nurse(NH)	14 CSEA						
RPN (WPNH)/LPN	14/10 CSEA	19	19	19	19	19	19
Licensed Practical Nurse	10 CSEA						
Unit Aide	7 CSEA		7	7	7	7	7
Certified Nursing Assistant/Nursing Assistant Trainee **	6 CSEA	<u>41</u>	<u>41</u>	<u>41</u>	<u>41</u>	<u>41</u>	<u>41</u>
Total Part-Time Positions		62	69	69	69	69	69
TOTAL POSITIONS		272	280	279	279	279	279

* One position funded for 2 months in 2015

** Four positions unfunded for 2015

REPORT:BP033

BROOME COUNTY GOVERNMENT
REVENUE AND APPROPRIATION SUMMARY
BY DEPARTMENT AND DIVISION

FUND: 2050 WPNH Operating
DEPT: 27000000 Willow Point
DIV: 06 Willow Point-Nursing

Account	2013 Actuals	2014 Budget	2014 YTD Actuals As of 10/13/14	2015 Budget Requested	2015 Budget Recommended	2015 Budget Adopted
0000003 Use of Money						
5000451 INTEREST AND EARNINGS	16	0	13	0	0	0
0000003 Use of Money Totals	<u>16</u>	<u>0</u>	<u>13</u>	<u>0</u>	<u>0</u>	<u>0</u>
0000007 Misc Interfund Revenues						
5000530 REFUNDS OF PRIOR YEARS EXPENDI	1,180	0	7,250	0	0	0
0000007 Misc Interfund Revenues Totals	<u>1,180</u>	<u>0</u>	<u>7,250</u>	<u>0</u>	<u>0</u>	<u>0</u>
0000008 State Aid						
5000808 OTHER STATE AID	2,560	3,200	1,840	2,600	2,600	2,600
0000008 State Aid Totals	<u>2,560</u>	<u>3,200</u>	<u>1,840</u>	<u>2,600</u>	<u>2,600</u>	<u>2,600</u>
Rev Total for Div: 2706	<u>3,756</u>	<u>3,200</u>	<u>9,103</u>	<u>2,600</u>	<u>2,600</u>	<u>2,600</u>
0000010 Personal Service						
6001000 SALARIES FULL-TIME	5,929,174	7,316,090	3,900,163	7,037,848	7,037,848	7,037,848
6001001 SALARIES PART-TIME	591,182	1,036,853	551,959	985,666	985,666	985,666
6001002 SALARIES TEMPORARY	107,705	235,964	227,376	119,050	119,050	119,050
6001003 SALARIES OVERTIME	972,642	14,558	908,558	11,215	11,215	11,215
6001004 SALARIES SHIFT DIFFERENTIAL	0	32,782	0	27,782	27,782	27,782
6001008 STAND-BY PAY	9,510	10,920	11,078	10,920	10,920	10,920
6001009 OTHER PERSONNEL SERVICES	34,817	47,000	32,733	46,600	46,600	46,600
6001011 DISCRETIONARY SALARY SAVINGS	0	-274,994	0	-49,249	-49,249	-49,249
6001012 HOLIDAY OVERTIME PAY	59,678	71,502	33,551	71,502	71,502	71,502
0000010 Personal Service Totals	<u>7,704,708</u>	<u>8,490,675</u>	<u>5,665,418</u>	<u>8,261,334</u>	<u>8,261,334</u>	<u>8,261,334</u>
0000020 Equipment and Capital Outlay						
6002401 OFFICE FURNITURE	0	0	281	0	0	0
6002503 COMPUTER EQUIPMENT	0	0	519	9,000	9,000	9,000
6002505 HOSPITAL MEDICAL AND LAB EQUIP	0	89,950	43,452	83,010	83,010	83,010

BROOME COUNTY GOVERNMENT
 REVENUE AND APPROPRIATION SUMMARY
 BY DEPARTMENT AND DIVISION

FUND: 2050 WPNH Operating
 DEPT: 27000000 Willow Point
 DIV: 06 Willow Point-Nursing

Account	2013 Actuals	2014 Budget	2014 YTD Actuals As of 10/13/14	2015 Budget Requested	2015 Budget Recommended	2015 Budget Adopted
0000020 Equipment and Capital Outlay Totals	0	89,950	44,252	92,010	92,010	92,010
0000040 Contractual Expenditures						
6004010 BOOKS AND SUBSCRIPTIONS	713	245	269	445	445	445
6004012 OFFICE SUPPLIES	3,794	3,000	1,669	3,000	3,000	3,000
6004045 TRAINING AND EDUCATIONAL SUPPL	1,473	900	2,540	1,304	1,304	1,304
6004048 MISC OPERATIONAL SUPPLIES	9,018	7,880	5,478	7,132	7,132	7,132
6004055 COMPUTER SOFTWARE AND SUPPLIES	2,822	3,000	890	2,000	2,000	2,000
6004062 MEDICAL LAB & CLINIC SUPPLIES	271,907	311,358	167,816	323,291	323,291	323,291
6004100 POSTAGE AND FREIGHT	100	275	140	200	200	200
6004106 GENERAL OFFICE EXPENSES	23,426	34,111	16,857	27,457	27,457	27,457
6004123 MEDICAL HOSPITAL AND LAB EXPEN	1,947	5,416	330	0	0	0
6004136 OPERATIONAL EQUIPMENT REPAIRS	0	0	0	4,400	4,400	4,400
6004138 OTHER OPERATIONAL EXPENSES	0	0	300	0	0	0
6004143 TRANSPORTATION SERVICES	0	100	0	100	100	100
6004161 TRAVEL HOTEL AND MEALS	0	2,000	0	1,000	1,000	1,000
6004162 EDUCATION AND TRAINING	3,583	5,000	1,657	5,000	5,000	5,000
6004168 OTHER PERSONAL EXPENSES	2,680	3,200	2,091	2,600	2,600	2,600
6004169 DAY TRIP MEAL REIMBURSEMENT	0	100	0	0	0	0
6004191 OUTSIDE RENTALS-MACHINERY	506	24,570	2,844	18,130	18,130	18,130
6004196 COPYING MACHINE RENTALS	4,851	15,027	11,054	12,597	12,597	12,597
6004588 INTEREST AND PENALTIES	0	0	54	0	0	0
6004594 LOSS ON DISPOSITION OF ASSETS	3,816	0	0	0	0	0
0000040 Contractual Expenditures Totals	330,636	416,182	213,989	408,656	408,656	408,656
0000070 Interest on Indebtedness						
6007005 INTEREST ON CAPITAL LEASE	1,052	0	0	0	0	0
0000070 Interest on Indebtedness Totals	1,052	0	0	0	0	0
0000080 Employee Benefits						
6008001 STATE RETIREMENT	1,390,757	1,431,210	1,083,889	1,342,839	1,342,839	1,342,839
6008002 SOCIAL SECURITY	559,260	670,292	405,151	653,469	653,469	653,469
6008004 WORKERS COMPENSATION	452,841	441,883	220,595	432,169	432,169	432,169
6008006 LIFE INSURANCE	3,038	4,065	2,275	4,502	4,502	4,502
6008007 HEALTH INSURANCE	1,678,698	2,378,012	1,280,548	1,946,579	1,946,579	1,946,579
6008009 RETIREE HEALTH INSURANCE	1,171,387	1,307,174	899,047	1,440,139	1,440,139	1,440,139
6008010 DISABILITY INSURANCE	21,556	20,046	9,636	21,762	21,762	21,762
6008011 UNEMPLOYMENT INSURANCE	39,610	0	13,643	0	0	0

REPORT:BP033

BROOME COUNTY GOVERNMENT
REVENUE AND APPROPRIATION SUMMARY
BY DEPARTMENT AND DIVISION

FUND: 2050 WPNH Operating
DEPT: 27000000 Willow Point
DIV: 06 Willow Point-Nursing

Account	2013 Actuals	2014 Budget	2014 YTD Actuals As of 10/13/14	2015 Budget Requested	2015 Budget Recommended	2015 Budget Adopted
6008013 HEALTH INS - RETIRE INCENTIVE	150,000	25,298	0	0	0	0
0000080 Employee Benefits Totals	5,467,147	6,277,980	3,914,784	5,841,459	5,841,459	5,841,459
Exp Total for Div: 2706	13,503,543	15,274,787	9,838,443	14,603,459	14,603,459	14,603,459
Total for Div: 27000000	-13,499,787	-15,271,587	-9,829,340	-14,600,859	-14,600,859	-14,600,859

WILLOW POINT NURSING HOME

Dietary

DESCRIPTION

The Dietary Department provides food and beverage services that meet the daily nutritional needs of residents and ensures that special dietary needs are recognized and accommodated to best meet the resident's optimal independence.

Broome County Central Foods and Nutrition Services provide a Full-Time Food Service Director and two Full-Time Registered Dietitians (RDs) to oversee the Willow Point Food Service program. Hot food is ordered from the Central Food Nutrition Facility while cold food is prepared onsite. In 2013, resident meal services changed to allow tray less meals to be served out of a pantry in each dining room.

The **Food Service Manager** provides day-to-day supervision under the Director and is supported by an **Assistant Food Service Manager**. Resident dietary menus and specialty needs are determined by the RDs and **Dietetic Technicians**. **Senior Food Service Helpers** and **Food Service Helpers** prepare, serve and clean-up every meal. The Dietary **Stores Clerk** is responsible for ordering, storing, and delivering supplies.

27 050104

WILLOW POINT NURSING HOME/Dietary

<u>Title of Position</u>	<u>Grade/Unit</u>	<u>2013 Actuals</u>	<u>As of 7/7/2014 Current Authorized</u>	<u>2015 Requested</u>	<u>2015 Recommended</u>	<u>2015 Adopted</u>
<u>FULL TIME</u>						
Food Service Manager	14 BAPA	1	1	1	1	1
Dietetic Technician	11 CSEA	3	2	2	2	2
Assistant Food Service Manager	10 CSEA	1	1	1	1	1
Stores Clerk	10 CSEA	1	1	1	1	1
Senior Food Service Helper	9 CSEA	4	4	4	4	4
Clerk	6 CSEA	1	0	0	0	0
Food Service Helper	5 CSEA	<u>12</u>	<u>12</u>	<u>12</u>	<u>12</u>	<u>12</u>
Total Full-Time Positions		23	21	21	21	21
<u>PART TIME</u>						
Food Service Helper	5 CSEA	<u>20</u>	<u>20</u>	<u>20</u>	<u>20</u>	<u>20</u>
Total Part-Time Positions		20	20	20	20	20
TOTAL POSITIONS		43	41	41	41	41

BROOME COUNTY GOVERNMENT
 REVENUE AND APPROPRIATION SUMMARY
 BY DEPARTMENT AND DIVISION

FUND: 2050 WPNH Operating
 DEPT: 27000000 Willow Point
 DIV: 05 Willow Point-Dietary

Account	2013 Actuals	2014 Budget	2014 YTD Actuals As of 10/13/14	2015 Budget Requested	2015 Budget Recommended	2015 Budget Adopted
0000002 Departmental Income						
5000427 CAFETERIA FEES	940	1,352	1,050	950	950	950
0000002 Departmental Income Totals	940	1,352	1,050	950	950	950
Rev Total for Div: 2705	940	1,352	1,050	950	950	950
0000010 Personal Service						
6001000 SALARIES FULL-TIME	689,537	695,167	438,936	698,165	698,165	698,165
6001001 SALARIES PART-TIME	262,185	229,591	179,975	227,805	227,805	227,805
6001002 SALARIES TEMPORARY	29,407	0	21,694	0	0	0
6001003 SALARIES OVERTIME	13,603	94,644	21,100	94,644	94,644	94,644
6001004 SALARIES SHIFT DIFFERENTIAL	0	4,097	0	4,097	4,097	4,097
6001009 OTHER PERSONNEL SERVICES	4,700	5,150	4,708	5,150	5,150	5,150
6001012 HOLIDAY OVERTIME PAY	9,276	14,199	4,817	14,196	14,196	14,196
0000010 Personal Service Totals	1,008,708	1,042,848	671,230	1,044,057	1,044,057	1,044,057
0000020 Equipment and Capital Outlay						
6002700 KITCHEN AND DINING ROOM EQUIPM	0	29,700	24,977	10,100	10,100	10,100
0000020 Equipment and Capital Outlay Totals	0	29,700	24,977	10,100	10,100	10,100
0000040 Contractual Expenditures						
6004012 OFFICE SUPPLIES	2,615	2,500	2,476	2,500	2,500	2,500
6004030 FOOD AND BEVERAGES	1,422	1,000	829	1,000	1,000	1,000
6004031 KITCHEN AND DINING ROOM SUPPLI	6,582	5,000	4,971	5,000	5,000	5,000
6004054 SAFETY SUPPLIES	4,177	3,800	4,568	3,800	3,800	3,800
6004055 COMPUTER SOFTWARE AND SUPPLIES	1,682	1,900	1,802	2,000	2,000	2,000
6004106 GENERAL OFFICE EXPENSES	1,117	1,100	58	1,100	1,100	1,100
6004162 EDUCATION AND TRAINING	468	550	495	550	550	550
6004196 COPYING MACHINE RENTALS	1,200	3,384	2,502	3,168	3,168	3,168
6004594 LOSS ON DISPOSITION OF ASSETS	2,417	0	0	0	0	0
0000040 Contractual Expenditures Totals	21,680	19,234	17,701	19,118	19,118	19,118

REPORT:BP033

BROOME COUNTY GOVERNMENT
REVENUE AND APPROPRIATION SUMMARY
BY DEPARTMENT AND DIVISION

FUND: 2050 WPNH Operating
DEPT: 27000000 Willow Point
DIV: 05 Willow Point-Dietary

Account	2013 Actuals	2014 Budget	2014 YTD Actuals As of 10/13/14	2015 Budget Requested	2015 Budget Recommended	2015 Budget Adopted
0000041 Chargeback Expenses						
6004625 FOOD SERVICE CHARGEBACKS	1,585,049	1,749,822	1,007,079	1,551,697	1,551,697	1,551,697
0000041 Chargeback Expenses Totals	<u>1,585,049</u>	<u>1,749,822</u>	<u>1,007,079</u>	<u>1,551,697</u>	<u>1,551,697</u>	<u>1,551,697</u>
0000070 Interest on Indebtedness						
6007005 INTEREST ON CAPITAL LEASE	285	0	0	0	0	0
0000070 Interest on Indebtedness Totals	<u>285</u>	<u>0</u>	<u>0</u>	<u>0</u>	<u>0</u>	<u>0</u>
0000080 Employee Benefits						
6008001 STATE RETIREMENT	165,319	215,731	132,964	191,695	191,695	191,695
6008002 SOCIAL SECURITY	73,825	79,781	47,967	79,875	79,875	79,875
6008004 WORKERS COMPENSATION	16,205	15,840	7,638	15,217	15,217	15,217
6008006 LIFE INSURANCE	411	615	322	495	495	495
6008007 HEALTH INSURANCE	193,202	215,862	171,945	264,267	264,267	264,267
6008009 RETIREE HEALTH INSURANCE	98,314	115,726	73,112	119,891	119,891	119,891
6008010 DISABILITY INSURANCE	3,452	2,262	1,635	2,496	2,496	2,496
6008011 UNEMPLOYMENT INSURANCE	1,767	0	1,707	0	0	0
0000080 Employee Benefits Totals	<u>552,495</u>	<u>645,817</u>	<u>437,290</u>	<u>673,936</u>	<u>673,936</u>	<u>673,936</u>
Exp Total for Div: 2705	<u>3,168,217</u>	<u>3,487,421</u>	<u>2,158,277</u>	<u>3,298,908</u>	<u>3,298,908</u>	<u>3,298,908</u>
Total for Div: 27000000	<u>-3,167,277</u>	<u>-3,486,069</u>	<u>-2,157,227</u>	<u>-3,297,958</u>	<u>-3,297,958</u>	<u>-3,297,958</u>

WILLOW POINT NURSING HOME

Cleanliness & Safety

DESCRIPTION

The Department of Public Works (DPW) has oversight of the Maintenance, Housekeeping and Laundry Departments at WPNH through a Full-Time DPW employee, the Facility Manager. The **Maintenance Mechanics**, under the Facility Manager's direction, are responsible for providing general and preventive maintenance for the physical plant, equipment, and grounds. The Maintenance staff is also responsible for upkeep of the facility-owned wheelchairs & lifts. The age of the facility has resulted in regular NYSDOH deficiencies for damaged walls, doors, ceiling tiles, inadequate ventilation, as well as ongoing pipe leaks, equipment failures, and other mechanical failures. Steps have been taken to plan for contracting out appropriate and necessary work in 2015. For example, in 2013, the facility completed an extensive fire suppression system project and was able to repair and paint all of the interior walls at the same time. It was determined during this effort, that the most efficient way to complete the painting work would be to utilize a painting contractor rather than a full-time Maintenance Mechanic. This work was planned for 2014 but had to be deferred due to budget constraints. The 2015 budget reflects funding being restored for this work.

The **Housekeeping Supervisor** and **Assistant Housekeeping Supervisor** oversee the Housekeeping Department and are charged with providing a safe and sanitary environment. The Housekeeping Department duties include all basic cleaning functions and custodial work provided by the **Custodial Workers**. Changes in the Full-Time and Part-Time positions

reflect an adjustment in the vacant positions to better align work with Willow Point's needs.

The Housekeeping Supervisors also oversee the Laundry and **Laundry Workers**. They are responsible for laundering residents' personal clothing, facility curtains and draperies, and miscellaneous resident care items. Laundry also manages the contracted linen supply service.

27 030204

030304

030404

WILLOW POINT NURSING HOME/Cleanliness & Safety

<u>Title of Position</u>	<u>Grade/Unit</u>	<u>2013 Actuals</u>	<u>As of 7/7/2014 Current Authorized</u>	<u>2015 Requested</u>	<u>2015 Recommended</u>	<u>2015 Adopted</u>
<u>FULL TIME</u>						
Housekeeping Supervisor	14 BAPA	1	1	1	1	1
Assistant Housekeeping Supervisor	11 CSEA	1	1	1	1	1
Maintenance Mechanic	10 CSEA	4	4	4	4	4
Custodial Worker	6 CSEA	25	22	22	22	22
Laundry Worker	6 CSEA	3	5	5	5	5
Clerk	6 CSEA	<u>1</u>	<u>0</u>	<u>0</u>	<u>0</u>	<u>0</u>
Total Full-Time Positions		35	33	33	33	33
<u>PART TIME</u>						
Custodial Worker	6 CSEA	5	6	6	6	6
Laundry Worker	6 CSEA	1	1	1	1	1
Account Clerk	7 CSEA	<u>0</u>	<u>0</u>	<u>1</u>	<u>1</u>	<u>1</u>
Total Part-Time Positions		6	7	8	8	8
TOTAL POSITIONS		41	40	41	41	41

BROOME COUNTY GOVERNMENT
 REVENUE AND APPROPRIATION SUMMARY
 BY DEPARTMENT AND DIVISION

FUND: 2050 WPNH Operating
 DEPT: 27000000 Willow Point
 DIV: 03 Willow Point-Cleanliness/Safety

Account	2013 Actuals	2014 Budget	2014 YTD Actuals As of 10/13/14	2015 Budget Requested	2015 Budget Recommended	2015 Budget Adopted
0000006 Sale of Prop and Comp for Loss						
5000510 SALE OF SCRAP & EXCESS MATERIA	1,782	1,800	1,209	800	800	800
0000006 Sale of Prop and Comp for Loss Totals	1,782	1,800	1,209	800	800	800
0000007 Misc Interfund Revenues						
5000531 GIFTS AND DONATIONS	8	0	0	0	0	0
0000007 Misc Interfund Revenues Totals	8	0	0	0	0	0
Rev Total for Div: 2703	1,790	1,800	1,209	800	800	800
0000010 Personal Service						
6001000 SALARIES FULL-TIME	981,591	1,030,061	621,593	1,020,632	1,020,632	1,020,632
6001001 SALARIES PART-TIME	69,209	81,895	61,900	83,980	83,980	83,980
6001003 SALARIES OVERTIME	14,616	34,555	6,902	34,502	34,502	34,502
6001008 STAND-BY PAY	7,500	7,280	5,380	7,280	7,280	7,280
6001009 OTHER PERSONNEL SERVICES	6,100	6,900	6,175	6,900	6,900	6,900
6001012 HOLIDAY OVERTIME PAY	9,052	9,548	4,930	9,523	9,523	9,523
0000010 Personal Service Totals	1,088,068	1,170,239	706,880	1,162,817	1,162,817	1,162,817
0000020 Equipment and Capital Outlay						
6002207 IMPROVEMENTS OTHER THAN BUILDI	0	7,500	0	0	0	0
6002600 MAINTENANCE EQUIPMENT	0	12,229	10,473	14,500	14,500	14,500
6002603 DPW BUILDING AND GROUNDS EQUIP	0	20,450	8,700	0	0	0
6002604 BUILDING AND GROUNDS EQUIPMENT	0	34,973	36,470	8,000	8,000	8,000
6002700 KITCHEN AND DINING ROOM EQUIPM	0	21,132	21,068	0	0	0
6002701 LAUNDRY AND CLEANING EQUIPMENT	0	2,000	12,554	10,000	10,000	10,000
6002702 RECREATIONAL EQUIPMENT	0	0	559	0	0	0
6002703 OTHER INSTITUTIONAL EQUIPMENT	0	0	0	250	250	250
6002704 PHOTOGRAPHIC EQUIPMENT	0	40,000	0	10,000	10,000	10,000
6002706 COMMUNICATIONS EQUIPMENT	0	2,000	0	500	500	500
6002709 OTHER OPERATIONAL EQUIPMENT	0	10,000	312	81,900	81,900	81,900
0000020 Equipment and Capital Outlay Totals	0	150,284	90,136	125,150	125,150	125,150

REPORT:BP033

BROOME COUNTY GOVERNMENT
REVENUE AND APPROPRIATION SUMMARY
BY DEPARTMENT AND DIVISION

FUND: 2050 WPNH Operating

DEPT: 27000000 Willow Point

DIV: 03 Willow Point-Cleanliness/Safety

Account	2013 Actuals	2014 Budget	2014 YTD Actuals As of 10/13/14	2015 Budget Requested	2015 Budget Recommended	2015 Budget Adopted
0000040 Contractual Expenditures						
6004012 OFFICE SUPPLIES	238	180	369	200	200	200
6004021 BLDG MAINTENANCE SUPPLIES	34,260	43,957	29,590	66,000	66,000	66,000
6004022 FUEL AND HEATING SUPPLIES	95,501	150,000	67,391	150,000	150,000	150,000
6004023 BLDG AND GROUNDS SUPPLIES	48,137	50,700	34,000	50,000	50,000	50,000
6004032 HSLD LAUNDRY & CLEANING SUPPLI	31,474	41,323	20,237	37,600	37,600	37,600
6004045 TRAINING AND EDUCATIONAL SUPPL	0	0	159	0	0	0
6004048 MISC OPERATIONAL SUPPLIES	6,720	7,320	5,786	8,420	8,420	8,420
6004054 SAFETY SUPPLIES	1,300	1,640	560	1,640	1,640	1,640
6004061 ENVIRONMENTAL HEALTH SUPPLIES	192,198	209,000	134,169	209,000	209,000	209,000
6004062 MEDICAL LAB & CLINIC SUPPLIES	0	750	3,086	750	750	750
6004105 DUES AND MEMBERSHIPS	0	0	35	500	500	500
6004106 GENERAL OFFICE EXPENSES	0	50	0	0	0	0
6004112 BLDG GROUNDS AND EQUIP REPAIR	46,812	38,800	33,296	50,000	50,000	50,000
6004113 WATER AND SEWAGE CHARGES	72,954	60,000	56,114	75,000	75,000	75,000
6004115 ELECTRIC CURRENT	191,506	275,000	143,370	275,000	275,000	275,000
6004116 TAXES	3,541	4,000	3,574	4,000	4,000	4,000
6004117 BUILDING AND GROUNDS EXPENSES	74,108	104,463	47,629	140,900	140,900	140,900
6004121 LAUNDRY AND DRY CLEANING EXPEN	243,535	285,000	193,135	290,000	290,000	290,000
6004123 MEDICAL HOSPITAL AND LAB EXPEN	8,091	18,839	1,954	0	0	0
6004138 OTHER OPERATIONAL EXPENSES	0	0	711	0	0	0
6004162 EDUCATION AND TRAINING	0	0	0	500	500	500
6004191 OUTSIDE RENTALS-MACHINERY	2,716	0	701	1,000	1,000	1,000
6004192 SOFTWARE MAINTENANCE	500	0	500	0	0	0
6004196 COPYING MACHINE RENTALS	1,398	1,441	1,012	1,176	1,176	1,176
6004594 LOSS ON DISPOSITION OF ASSETS	2,285	0	0	0	0	0
0000040 Contractual Expenditures Totals	1,057,274	1,292,463	777,378	1,361,686	1,361,686	1,361,686
0000041 Chargeback Expenses						
6004614 OTHER CHARGEBACK EXPENSES	1,554	4,500	504	5,000	5,000	5,000
6004615 GASOLINE CHARGEBACK	2,523	3,750	1,414	4,000	4,000	4,000
6004616 FLEET SERVICE CHARGEBACK	7,562	8,924	10,808	9,193	9,193	9,193
6004619 BUILDING SERVICE CHARGEBACK	112,424	140,000	4,727	140,000	140,000	140,000
0000041 Chargeback Expenses Totals	124,063	157,174	17,453	158,193	158,193	158,193
0000080 Employee Benefits						
6008001 STATE RETIREMENT	194,688	238,501	152,861	218,028	218,028	218,028

BROOME COUNTY GOVERNMENT
 REVENUE AND APPROPRIATION SUMMARY
 BY DEPARTMENT AND DIVISION

FUND: 2050 WPNH Operating
 DEPT: 27000000 Willow Point
 DIV: 03 Willow Point-Cleanliness/Safety

Account	2013 Actuals	2014 Budget	2014 YTD Actuals As of 10/13/14	2015 Budget Requested	2015 Budget Recommended	2015 Budget Adopted
6008002 SOCIAL SECURITY	77,961	89,520	49,631	90,321	90,321	90,321
6008004 WORKERS COMPENSATION	22,603	22,083	7,538	18,213	18,213	18,213
6008006 LIFE INSURANCE	488	510	377	570	570	570
6008007 HEALTH INSURANCE	312,443	341,624	225,037	354,152	354,152	354,152
6008009 RETIREE HEALTH INSURANCE	195,406	211,866	145,497	235,911	235,911	235,911
6008010 DISABILITY INSURANCE	4,094	2,652	1,871	2,886	2,886	2,886
6008013 HEALTH INS - RETIRE INCENTIVE	0	1,372	0	0	0	0
0000080 Employee Benefits Totals	807,683	908,128	582,812	920,081	920,081	920,081
Exp Total for Div: 2703	3,077,088	3,678,288	2,174,659	3,727,927	3,727,927	3,727,927
Total for Div: 27000000	-3,075,298	-3,676,488	-2,173,450	-3,727,127	-3,727,127	-3,727,127

WILLOW POINT NURSING HOME

Social Programs

DESCRIPTION

The Social Work team is led by a **Senior Social Worker**. This position was developed in 2014 to assist in providing leadership and guidance to the four (4) **Social Work Assistants**. The Senior Social Worker reports directly to the DAHCS and has regular support from a contract Master of Social Work Consultant.

The Social Services staff supports residents adjusting to living at Willow Point, helping them to achieve the highest practicable quality of psychosocial, emotional and spiritual life, and arranging for services to meet these needs.

The Therapeutic Recreational Services Department is directly overseen by the **Director of Therapeutic Recreational Services**. The **Leisure Time Activities Leaders** provide an ongoing program of activities designed to meet the interests and the physical, mental, and psychosocial well-being of each resident. These programs include large and small groups and one-on-one activities involving all ages, interests and abilities. The Department is now responsible for the Volunteer Program and the contract Hair Care Services.

2015 OBJECTIVES

Enhance facility staff knowledge of social work services and how to create an effective system of referrals.

Re-orient to the MDS process and QIS survey.

27 070104

070304

WILLOW POINT NURSING HOME/Social Programs

<u>Title of Position</u>	<u>Grade/Unit</u>	<u>2013 Actuals</u>	<u>As of 7/7/2014 Current Authorized</u>	<u>2015 Requested</u>	<u>2015 Recommended</u>	<u>2015 Adopted</u>
<u>FULL TIME</u>						
Director Therapeutic Recreational Services	16 BAPA	0	1	1	1	1
Director Therapeutic Recreational Services	15 BAPA	1	0	0	0	0
Senior Social Worker Assistant	16 CSEA	0	1	1	1	1
Social Work Assistant	14 CSEA	4	4	4	4	4
Assistant Director of Activities	9 CSEA	1	1	0	0	0
Leisure Time Activities Leader	7 CSEA	<u>6</u>	<u>5</u>	<u>6</u>	<u>6</u>	<u>6</u>
Total Full-Time Positions		12	12	12	12	12
<u>PART TIME</u>						
Clerk	6 CSEA	1	0	0	0	0
Unit Aide	NA	<u>7</u>	<u>0</u>	<u>0</u>	<u>0</u>	<u>0</u>
Total Part-Time Positions		8	0	0	0	0
TOTAL POSITIONS		20	12	12	12	12

REPORT:BP033

BROOME COUNTY GOVERNMENT
REVENUE AND APPROPRIATION SUMMARY
BY DEPARTMENT AND DIVISION

FUND: 2050 WPNH Operating
DEPT: 27000000 Willow Point
DIV: 07 Willow Point-Social Programs

Account	2013 Actuals	2014 Budget	2014 YTD Actuals As of 10/13/14	2015 Budget Requested	2015 Budget Recommended	2015 Budget Adopted
0000002 Departmental Income						
5000109 CABLE TV	9,275	9,500	6,795	8,900	8,900	8,900
0000002 Departmental Income Totals	9,275	9,500	6,795	8,900	8,900	8,900
Rev Total for Div: 2707	9,275	9,500	6,795	8,900	8,900	8,900
0000010 Personal Service						
6001000 SALARIES FULL-TIME	480,781	442,937	252,788	433,875	433,875	433,875
6001001 SALARIES PART-TIME	73,280	0	0	0	0	0
6001002 SALARIES TEMPORARY	108,999	0	6,911	0	0	0
6001003 SALARIES OVERTIME	6,154	0	3,617	0	0	0
6001012 HOLIDAY OVERTIME PAY	1,420	0	357	0	0	0
0000010 Personal Service Totals	670,634	442,937	263,673	433,875	433,875	433,875
0000020 Equipment and Capital Outlay						
6002305 MINI BUSES, NON-TRANSIT BUSES	0	60,000	0	0	0	0
6002401 OFFICE FURNITURE	0	0	86	0	0	0
6002503 COMPUTER EQUIPMENT	0	0	0	650	650	650
6002702 RECREATIONAL EQUIPMENT	0	0	329	0	0	0
6002704 PHOTOGRAPHIC EQUIPMENT	0	0	0	300	300	300
0000020 Equipment and Capital Outlay Totals	0	60,000	415	950	950	950
0000040 Contractual Expenditures						
6004010 BOOKS AND SUBSCRIPTIONS	0	150	107	75	75	75
6004012 OFFICE SUPPLIES	442	750	34	250	250	250
6004030 FOOD AND BEVERAGES	1,376	1,500	474	2,000	2,000	2,000
6004053 RECREATIONAL AND ACTIVITY SUPP	2,180	1,850	1,143	2,200	2,200	2,200
6004055 COMPUTER SOFTWARE AND SUPPLIES	0	100	0	300	300	300
6004105 DUES AND MEMBERSHIPS	80	260	58	660	660	660
6004125 RELIGIOUS EXPENSES	3,000	3,000	2,250	3,000	3,000	3,000
6004126 RECREATIONAL AND ACTIVITY EXPE	14,149	24,830	11,887	15,080	15,080	15,080
6004131 PHOTOGRAPHIC EXPENSES	62	50	0	50	50	50
6004138 OTHER OPERATIONAL EXPENSES	424	450	428	475	475	475

BROOME COUNTY GOVERNMENT
 REVENUE AND APPROPRIATION SUMMARY
 BY DEPARTMENT AND DIVISION

FUND: 2050 WPNH Operating
 DEPT: 27000000 Willow Point
 DIV: 07 Willow Point-Social Programs

Account	2013 Actuals	2014 Budget	2014 YTD Actuals As of 10/13/14	2015 Budget Requested	2015 Budget Recommended	2015 Budget Adopted
6004143 TRANSPORTATION SERVICES	917	1,200	537	1,400	1,400	1,400
6004161 TRAVEL HOTEL AND MEALS	0	50	0	306	306	306
6004162 EDUCATION AND TRAINING	115	1,300	5,461	1,300	1,300	1,300
6004169 DAY TRIP MEAL REIMBURSEMENT	0	35	0	0	0	0
6004191 OUTSIDE RENTALS-MACHINERY	74	50	75	75	75	75
6004255 CONTRACTED SERVICES	9,260	20,000	5,080	5,400	5,400	5,400
6004573 OTHER FEES FOR SERVICES	4,400	5,000	3,400	5,000	5,000	5,000
6004594 LOSS ON DISPOSITION OF ASSETS	2	0	0	0	0	0
0000040 Contractual Expenditures Totals	36,481	60,575	30,934	37,571	37,571	37,571
0000080 Employee Benefits						
6008001 STATE RETIREMENT	104,763	94,253	58,717	79,088	79,088	79,088
6008002 SOCIAL SECURITY	48,992	33,884	17,962	33,192	33,192	33,192
6008004 WORKERS COMPENSATION	8,728	8,533	8,090	12,041	12,041	12,041
6008006 LIFE INSURANCE	193	180	122	180	180	180
6008007 HEALTH INSURANCE	121,492	143,475	88,591	135,921	135,921	135,921
6008009 RETIREE HEALTH INSURANCE	79,921	89,363	54,774	88,274	88,274	88,274
6008010 DISABILITY INSURANCE	1,515	858	540	858	858	858
6008011 UNEMPLOYMENT INSURANCE	10,762	0	2,468	0	0	0
6008013 HEALTH INS - RETIRE INCENTIVE	0	5,000	0	0	0	0
0000080 Employee Benefits Totals	376,366	375,546	231,264	349,554	349,554	349,554
Exp Total for Div: 2707	1,083,481	939,058	526,286	821,950	821,950	821,950
Total for Div: 27000000	-1,074,206	-929,558	-519,491	-813,050	-813,050	-813,050

WILLOW POINT NURSING HOME

Ancillaries

MISSION STATEMENT

Ancillary Programs provide an array of required rehabilitation services and programs designed to address issues of pain and debility, striving to maintain optimal functional levels.

DESCRIPTION

The Physical Therapy Department provides evaluations and treatments that are designed to restore and maintain the physical functions that have been lost or impaired, such as the ability to walk or stand. Techniques used include gait and balance training, manual skills and therapeutic exercise. The Department also addresses the causes of pain, wound issues, and community re-entry concerns.

The Occupational Therapy Department provides treatment and training programs designed to restore and maintain residents' ability to function independently. These abilities include activities of daily living, self-care retraining, eye-hand coordination, strength and walk tolerance, range of motion, cognitive processing and home skills. Treatments include the use of assistive and adaptive devices, orthotic and prosthetic devices, positioning, sensory stimulation, reality orientation, visual perceptual training, and therapeutic activities and exercises, activities of daily living/self-care retraining, and cognitive processing activities.

Both of these therapies are provided through a contract with Health Pro Rehabilitation.

The Speech and Language Pathologist performs evaluations of hearing and speech disorders, as well as addresses concerns with swallowing dysfunction and diet management. Therapy may be recommended to improve communication of speech and language or to provide an alternative means of communication. In-services are provided by a licensed audiologist or licensed speech-language pathologist.

The facility contracts with a Pharmacy that provides all necessary medications for each resident on a unit dose bases. Services also cover a monthly review by a Pharmacist for policy review, resident drug review, survey of stock drugs, and handling of controlled medications.

A part-time dentist is under contract to provide dental care to residents and in-service to the staff. A full dental office is maintained at Willow Point Nursing Home.

2015 OBJECTIVES

- Continue to proactively address the needs of the resident population to support maximum functional recovery;
- Operate efficiently within budget allowance to meet equipment needs;
- Operate effectively within the most current requirements of third party payors,

- Maintain productivity of line clinicians at 75% or better.
- Provide therapy services up to six times per week addressing rehabilitative need more comprehensively.

REPORT:BP033

BROOME COUNTY GOVERNMENT
 REVENUE AND APPROPRIATION SUMMARY
 BY DEPARTMENT AND DIVISION

FUND: 2050 WPNH Operating
 DEPT: 27000000 Willow Point
 DIV: 02 Willow Point-Ancillaries

Account	2013 Actuals	2014 Budget	2014 YTD Actuals As of 10/13/14	2015 Budget Requested	2015 Budget Recommended	2015 Budget Adopted
0000007 Misc Interfund Revenues						
5000531 GIFTS AND DONATIONS	1	0	0	0	0	0
0000007 Misc Interfund Revenues Totals	1	0	0	0	0	0
Rev Total for Div: 2702	1	0	0	0	0	0
0000010 Personal Service						
6001000 SALARIES FULL-TIME	17,968	0	0	0	0	0
6001003 SALARIES OVERTIME	24	0	0	0	0	0
6001012 HOLIDAY OVERTIME PAY	132	0	0	0	0	0
0000010 Personal Service Totals	18,124	0	0	0	0	0
0000020 Equipment and Capital Outlay						
6002505 HOSPITAL MEDICAL AND LAB EQUIP	0	30,000	22,328	48,409	48,409	48,409
0000020 Equipment and Capital Outlay Totals	0	30,000	22,328	48,409	48,409	48,409
0000040 Contractual Expenditures						
6004012 OFFICE SUPPLIES	32	0	0	0	0	0
6004055 COMPUTER SOFTWARE AND SUPPLIES	0	41	41	0	0	0
6004062 MEDICAL LAB & CLINIC SUPPLIES	52,573	64,264	33,115	65,750	65,750	65,750
6004064 UNIT DOSAGE SNF	257,041	400,000	233,131	400,000	400,000	400,000
6004100 POSTAGE AND FREIGHT	0	0	9	0	0	0
6004105 DUES AND MEMBERSHIPS	0	200	200	200	200	200
6004106 GENERAL OFFICE EXPENSES	222	0	0	0	0	0
6004123 MEDICAL HOSPITAL AND LAB EXPEN	125	600	0	0	0	0
6004136 OPERATIONAL EQUIPMENT REPAIRS	0	0	0	600	600	600
6004191 OUTSIDE RENTALS-MACHINERY	6,731	5,000	0	0	0	0
6004196 COPYING MACHINE RENTALS	1,482	0	0	0	0	0
6004402 LAB SERVICES	38,364	38,364	24,092	42,000	42,000	42,000
6004405 REHAB AND THERAPY SERVICES	729,400	993,152	526,242	888,500	888,500	888,500
6004411 PHYSICIAN SERVICES	63,192	88,200	52,660	63,200	63,200	63,200
6004413 OTHER HEALTH AND MEDICAL SERVI	0	4,000	218	5,000	5,000	5,000
6004573 OTHER FEES FOR SERVICES	46,994	46,509	39,099	49,000	49,000	49,000

BROOME COUNTY GOVERNMENT
 REVENUE AND APPROPRIATION SUMMARY
 BY DEPARTMENT AND DIVISION

FUND: 2050 WPNH Operating
 DEPT: 27000000 Willow Point
 DIV: 02 Willow Point-Ancillaries

Account	2013 Actuals	2014 Budget	2014 YTD Actuals As of 10/13/14	2015 Budget Requested	2015 Budget Recommended	2015 Budget Adopted
6004594 LOSS ON DISPOSITION OF ASSETS	3,740	0	0	0	0	0
0000040 Contractual Expenditures Totals	1,199,896	1,640,330	908,807	1,514,250	1,514,250	1,514,250
0000080 Employee Benefits						
6008001 STATE RETIREMENT	5,761	0	0	0	0	0
6008002 SOCIAL SECURITY	1,312	0	0	0	0	0
6008004 WORKERS COMPENSATION	5,578	0	118	2,810	2,810	2,810
6008006 LIFE INSURANCE	9	0	0	0	0	0
6008007 HEALTH INSURANCE	2,640	0	0	0	0	0
6008009 RETIREE HEALTH INSURANCE	52,856	58,034	38,436	61,519	61,519	61,519
6008010 DISABILITY INSURANCE	48	0	0	0	0	0
0000080 Employee Benefits Totals	68,204	58,034	38,554	64,329	64,329	64,329
Exp Total for Div: 2702	1,286,224	1,728,364	969,689	1,626,988	1,626,988	1,626,988
Total for Div: 27000000	-1,286,223	-1,728,364	-969,689	-1,626,988	-1,626,988	-1,626,988

REPORT:BP033

BROOME COUNTY GOVERNMENT
REVENUE AND APPROPRIATION SUMMARY
BY DEPARTMENT AND DIVISION

FUND: 2050 WPNH Operating
DEPT: 27000000 Willow Point
DIV: 04 Willow Point-Debt Svc

Account	2013 Actuals	2014 Budget	2014 YTD Actuals As of 10/13/14	2015 Budget Requested	2015 Budget Recommended	2015 Budget Adopted
0000007 Misc Interfund Revenues						
5000532 PREMIUM & ACCRUED INT ON OBLIG	14,669	0	19,189	0	0	0
0000007 Misc Interfund Revenues Totals	14,669	0	19,189	0	0	0
0000009 Federal Aid						
5000952 ARRA DEBT REIMBURSEMENT	11,492	12,014	5,574	11,149	11,149	11,149
0000009 Federal Aid Totals	11,492	12,014	5,574	11,149	11,149	11,149
 Rev Total for Div: 2704	 26,161	 12,014	 24,763	 11,149	 11,149	 11,149
 0000040 Contractual Expenditures						
6004502 BOND AND NOTE ISSUE EXPENSE	250	0	0	0	0	0
6004504 OTHER FINANCIAL SERVICES	1,449	1,247	0	1,162	1,162	1,162
0000040 Contractual Expenditures Totals	1,699	1,247	0	1,162	1,162	1,162
 0000060 Principal on Indebtedness						
6006000 PRINCIPAL ON SERIAL BONDS	0	238,265	0	127,531	127,531	127,531
6006001 PRINCIPAL ON BANS	0	198,180	0	250,882	250,882	250,882
0000060 Principal on Indebtedness Totals	0	436,445	0	378,413	378,413	378,413
 0000070 Interest on Indebtedness						
6007000 INTEREST ON SERIAL BONDS	83,227	69,987	40,649	62,963	62,963	62,963
6007001 INTEREST ON BANS	16,129	23,289	23,288	25,405	25,405	25,405
0000070 Interest on Indebtedness Totals	99,356	93,276	63,937	88,368	88,368	88,368
 Exp Total for Div: 2704	 101,055	 530,968	 63,937	 467,943	 467,943	 467,943

BROOME COUNTY GOVERNMENT
 REVENUE AND APPROPRIATION SUMMARY
 BY DEPARTMENT AND DIVISION

FUND: 2050 WPNH Operating
 DEPT: 27000000 Willow Point
 DIV: 04 Willow Point-Debt Svc

Account	2013 Actuals	2014 Budget	2014 YTD Actuals As of 10/13/14	2015 Budget Requested	2015 Budget Recommended	2015 Budget Adopted
Total for Div: 27000000	-74,894	-518,954	-39,174	-456,794	-456,794	-456,794

REPORT:BP033

BROOME COUNTY GOVERNMENT
 REVENUE AND APPROPRIATION SUMMARY
 BY DEPARTMENT AND DIVISION

FUND: 2050 WPNH Operating
 DEPT: 27000000 Willow Point
 DIV: 09 Willow Point-Intergovt Transfers

Account	2013 Actuals	2014 Budget	2014 YTD Actuals As of 10/13/14	2015 Budget Requested	2015 Budget Recommended	2015 Budget Adopted
0000007 Misc Interfund Revenues						
5000567 IGT REVENUE	0	6,758,609	8,231,691	6,032,231	6,032,231	6,032,231
0000007 Misc Interfund Revenues Totals	0	6,758,609	8,231,691	6,032,231	6,032,231	6,032,231
Rev Total for Div: 2709	0	6,758,609	8,231,691	6,032,231	6,032,231	6,032,231
Total for Div: 27000000	0	6,758,609	8,231,691	6,032,231	6,032,231	6,032,231

BROOME COUNTY GOVERNMENT
REVENUE AND APPROPRIATION SUMMARY
BY DEPARTMENT AND DIVISION

FUND: 2050 WPNH Operating
DEPT: 27000000 Willow Point
DIV: 09 Willow Point-Intergovt Transfers

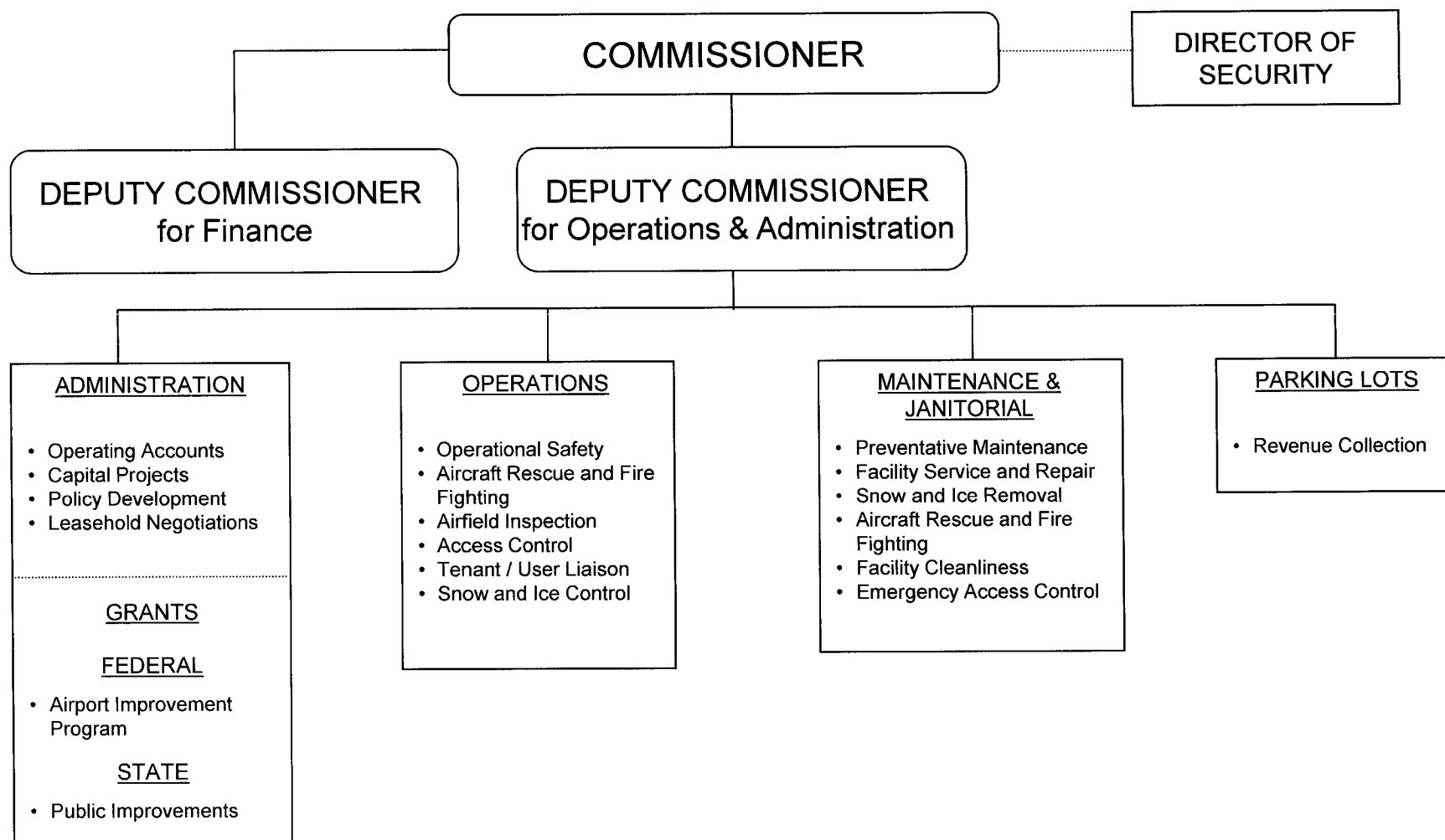
Account	2013 Actuals	2014 Budget	2014 YTD Actuals As of 10/13/14	2015 Budget Requested	2015 Budget Recommended	2015 Budget Adopted
<hr/>	<hr/>	<hr/>	<hr/>	<hr/>	<hr/>	<hr/>
Total for Dept: 27000000	-2,638,538	-176,627	5,348,888	0	0	0

THIS PAGE IS
INTENTIONALLY LEFT BLANK

TRANSPORTATION

<u>DEPARTMENT/DIVISION</u>	<u>PAGE</u>
Aviation	286
Highways	
County Roads	294
Road Machinery	303
Public Transportation (Transit)	308

AVIATION



AVIATION

MISSION STATEMENT

We are committed to being your airport of choice by creating the ultimate airport customer experience.

BGM strives to be a regional economic partner dedicated to providing exceptional value to our customers and the community through convenient transportation services and modern facilities that consistently exceed expectations.

DESCRIPTION

The operation of the airport is provided for in Article X of the Broome County Charter. The airport is regulated by the Federal Aviation Administration and the Transportation Security Administration under Title 14 of the code of Federal Regulations, as well as various other state and federal authorities involving safety, environmental, and funding concerns.

The Department maintains two intersecting runways, twelve taxiways, three aircraft aprons, and all required lighting/signage. The department also maintains; a 74,000 square foot passenger terminal, three large aircraft hangars, 20 T-hangars, a 7,500 square foot aircraft/rescue/fire-fighting facility, a 24,000 square foot maintenance building, and a 70,000 gallon fuel farm. Additionally the Department is responsible for the roadway serving the facility, water /sewer services, and a total of 900 parking spaces in the public, car rental, and employee parking lots.

Three (3) airlines (Delta Connection, United Express, and US Airways Express) currently provide service at the airport and their activities are complimented by FAA Air Traffic and Facilities Office, a Transportation Security Administration Office, a Civil Air Patrol office, United States Customs and Border Patrol Office, three (3) car

rental agencies, a restaurant, ground transportation services, National Weather Service Office, and FirstAir - a provider of general/business aviation services.

2015 OBJECTIVES

- To meet and maintain our high standards of providing a safe, secure and efficient air transportation facility;
- Continue our program that is focused on preparing designated airport property for aeronautical and non-aeronautical business development. We shall also aggressively pursue new airport tenants to ensure long term airport budget stability and affordable operating rates for the airport users;
- To maintain and build upon the current level of commercial air service and passenger traffic through air service/airport marketing campaigns to ensure that the services provided at our facility meet the needs of the community and promote the use of the Greater Binghamton Airport;
- Focus on non-traditional sources of revenue, land development, terminal advertising, non-airline tenants
- Complete West Ramp Improvement Project and begin offering helipad services for the first time.
- Increase Based Aircraft through the increased use of aircraft hangars.

2015 BUDGET HIGHLIGHTS

- Funding of appropriations for airport utilization and air service development activities with an emphasis on new air service through SCASD grant
- Achieve personnel efficiencies through personnel changes and shared services with other Departments.
- Continue program of Debt Service reduction
- Secure additional revenue from existing airport facilities.

28010005
AVIATION

<u>Title of Position</u>	<u>Grade/Unit</u>	<u>2013 Actuals</u>	<u>As of 7/7/2014 Current Authorized</u>	<u>2015 Requested</u>	<u>2015 Recommended</u>	<u>2015 Adopted</u>
<u>FULL TIME</u>						
Commissioner of Aviation	H Admin	1	1	1	1	1
Deputy Commissioner of Aviation for Finance	F Admin	1	1	1	1	1
Deputy Commissioner of Aviation for Operations & Admin	E Admin	1	1	1	1	1
Senior Accountant	18 BAPA	1	0	0	0	0
Senior Operations Specialist	17 CSEA	1	1	1	1	1
Airport Maintenance Supervisor	16 BAPA	1	1	1	1	1
Airport Parking Manager	9 BAPA	1	1	1	1	1
Airport Operations Specialist/Trainee	15/14 CSEA	4	4	4	4	4
Airport Equipment Mechanic	14 CSEA	1	1	1	1	1
Airport Maintenance Mechanic	11 CSEA	6	6	6	6	6
Account Clerk	7 CSEA	1	1	1	1	1
Airport Custodial Worker	7 CSEA	<u>3</u>	<u>3</u>	<u>3</u>	<u>3</u>	<u>3</u>
Total Full-Time Positions		22	21	21	21	21
<u>PART TIME</u>						
Keyboard Specialist	8 CSEA	1	1	0	0	0
Airport Parking Attendant	6 CSEA	<u>2</u>	<u>2</u>	<u>2</u>	<u>2</u>	<u>2</u>
Total Part-Time Positions		3	3	2	2	2
TOTAL POSITIONS		25	24	23	23	23

BROOME COUNTY GOVERNMENT
REVENUE AND APPROPRIATION SUMMARY BY DEPARTMENT

FUND: 2010 Aviation Operating
DEPT: 28000000 Aviation

Account	2013 Actuals	2014 Budget	2014 YTD Actuals As of 10/13/14	2015 Budget Requested	2015 Budget Recommended	2015 Budget Adopted
0000002 Departmental Income						
5000126 FARES & FEES	65,176	115,500	81,931	130,000	130,000	130,000
5000129 RENTAL CAR CONCESSION FEES	430,280	466,494	311,287	425,000	425,000	425,000
5000133 ADVERTISING FEES	41,958	50,000	37,908	50,000	50,000	50,000
5000136 SPACE RENTAL-AIRLINES	977,885	1,005,410	730,306	1,035,572	1,035,572	1,035,572
5000137 SPACE RENTAL-OTHER	160,553	182,220	123,091	187,687	187,687	187,687
5000139 MISC TERMINAL AREA INCOME	4,378	4,500	4,184	6,520	6,520	6,520
5000140 LANDING FEES - SIGNATORY	244,090	303,706	157,186	312,817	312,817	312,817
5000141 LANDING FEES - NON-SIGNATORY	17,171	16,640	14,278	20,720	20,720	20,720
5000142 FUEL FLOWAGE FEE	18,222	26,460	14,397	26,500	26,500	26,500
5000144 HANGAR RENTAL	203,220	254,624	189,585	284,700	284,700	284,700
5000145 HANGAR TAX REIMBURSEMENT	67,806	71,845	68,565	74,000	74,000	74,000
5000146 AIRCRAFT T-HANGAR RENTAL	24,250	43,200	27,400	45,600	45,600	45,600
5000149 SERVICE CTR/STORAGE/WASH RACK	25,317	30,000	22,184	39,100	39,100	39,100
5000195 FACILITY RENTALS	5,100	5,100	3,825	5,400	5,400	5,400
5000196 GROUND RENTALS	30,864	31,606	25,646	32,554	32,554	32,554
5000197 PARKING OPER CONCESSIONS	915,463	1,025,394	614,809	996,006	996,006	996,006
5000201 MISC ADMIN AND OTHER INCOME	7,894	5,000	10,383	6,500	6,500	6,500
5000333 OTHER DEPARTMENTAL CHARGEBACK	0	49,017	28,087	53,538	53,538	53,538
5000428 OTHER CHARGES	3,486	2,500	2,302	2,500	2,500	2,500
0000002 Departmental Income Total	3,243,113	3,689,216	2,467,354	3,734,714	3,734,714	3,734,714
0000003 Use of Money						
5000451 INTEREST AND EARNINGS	1,798	0	567	850	850	850
5000460 RENTAL OF REAL PROPERTY INDIVI	37,680	34,000	28,260	17,000	17,000	17,000
5000470 VENDING MACHINE	2,191	1,900	270	1,100	1,100	1,100
0000003 Use of Money Total	41,669	35,900	29,097	18,950	18,950	18,950
0000007 Misc Interfund Revenues						
5000532 PREMIUM & ACCRUED INT ON OBLIG	23,734	0	40,599	0	0	0
5000534 TRANSFER FROM INSURANCE RESERV	7,121	0	0	0	0	0
5000537 PASSENGER FACILITIES CHARGES	359,120	16,400	16,400	16,400	16,400	16,400
5000539 CONSOLIDATED FACILITIES CHARGE	252,743	111,266	111,422	129,692	129,692	129,692
5000545 CREDIT CARD REBATES	500	0	0	0	0	0
5000562 TRANSFER FROM GENERAL FUND	227,304	328,387	328,387	249,575	249,575	249,575
5000570 EARNINGS ON TEMPORARY INVESTME	4,929	0	0	0	0	0
0000007 Misc Interfund Revenues Total	875,451	456,053	496,808	395,667	395,667	395,667

REPORT:BP032

BROOME COUNTY GOVERNMENT
REVENUE AND APPROPRIATION SUMMARY BY DEPARTMENT

FUND: 2010 Aviation Operating
DEPT: 28000000 Aviation

Account	2013 Actuals	2014 Budget	2014 YTD Actuals As of 10/13/14	2015 Budget Requested	2015 Budget Recommended	2015 Budget Adopted
0000008 State Aid						
5000851 AIRPORT STATE AID-CAPITAL PROJ	691,144	0	0	0	0	0
0000008 State Aid Total	691,144	0	0	0	0	0
0000009 Federal Aid						
5000920 AIRPORT - CAPITAL PROJECTS	1,054,535	0	0	0	0	0
5000952 ARRA DEBT REIMBURSEMENT	28,540	30,423	8,238	28,232	28,232	28,232
0000009 Federal Aid Total	1,083,075	30,423	8,238	28,232	28,232	28,232
Rev Totals for Dept: 28000000	5,934,452	4,211,592	3,001,497	4,177,563	4,177,563	4,177,563
0000010 Personal Service						
6001000 SALARIES FULL-TIME	930,418	997,247	628,208	989,104	989,104	989,104
6001001 SALARIES PART-TIME	50,807	58,377	32,515	45,863	45,863	45,863
6001002 SALARIES TEMPORARY	44,291	35,000	26,054	35,490	35,490	35,490
6001003 SALARIES OVERTIME	117,437	115,068	99,383	110,000	110,000	110,000
6001004 SALARIES SHIFT DIFFERENTIAL	6,242	6,800	4,030	6,235	6,235	6,235
6001008 STAND-BY PAY	18,835	19,500	9,988	19,000	19,000	19,000
6001009 OTHER PERSONNEL SERVICES	7,356	1,700	6,375	8,500	8,500	8,500
0000010 Personal Service Totals	1,175,386	1,233,692	806,553	1,214,192	1,214,192	1,214,192
0000040 Contractual Expenditures						
6004002 MAT & SUPPLIES-PAINT	377	0	0	0	0	0
6004005 SNOW REMOVAL MATERIALS & SUPPL	103,021	105,000	38,473	96,000	96,000	96,000
6004010 BOOKS AND SUBSCRIPTIONS	5,051	5,500	5,190	1,000	1,000	1,000
6004012 OFFICE SUPPLIES	1,955	1,500	1,014	1,500	1,500	1,500
6004021 BLDG MAINTENANCE SUPPLIES	21,131	22,267	10,191	18,000	18,000	18,000
6004022 FUEL AND HEATING SUPPLIES	180,180	186,700	154,907	178,200	178,200	178,200
6004023 BLDG AND GROUNDS SUPPLIES	47,588	27,800	34,361	26,800	26,800	26,800
6004030 FOOD AND BEVERAGES	694	1,000	701	1,000	1,000	1,000
6004040 MOTOR EQUIPMENT SUPPLIES	25,956	27,000	21,215	32,000	32,000	32,000

BROOME COUNTY GOVERNMENT
REVENUE AND APPROPRIATION SUMMARY BY DEPARTMENT

FUND: 2010 Aviation Operating
DEPT: 28000000 Aviation

Account	2013 Actuals	2014 Budget	2014 YTD Actuals As of 10/13/14	2015 Budget Requested	2015 Budget Recommended	2015 Budget Adopted
6004045 TRAINING AND EDUCATIONAL SUPPL	75	0	463	350	350	350
6004046 GAS OIL GREASE AND DIESEL FUEL	89,620	68,725	42,704	63,725	63,725	63,725
6004047 TIRES AND TUBES	1,114	7,000	0	6,000	6,000	6,000
6004048 MISC OPERATIONAL SUPPLIES	13,431	15,100	11,213	14,100	14,100	14,100
6004052 UNIFORMS	4,648	6,050	2,319	4,100	4,100	4,100
6004054 SAFETY SUPPLIES	28	600	283	600	600	600
6004055 COMPUTER SOFTWARE AND SUPPLIES	654	1,000	5,673	370	370	370
6004100 POSTAGE AND FREIGHT	1,099	400	594	400	400	400
6004101 TELEPHONE	996	1,200	728	1,317	1,317	1,317
6004105 DUES AND MEMBERSHIPS	4,941	5,225	5,480	5,125	5,125	5,125
6004111 BUILDING AND LAND RENTAL	130,866	130,866	76,338	89,623	89,623	89,623
6004112 BLDG GROUNDS AND EQUIP REPAIR	13,516	24,200	19,922	22,000	22,000	22,000
6004113 WATER AND SEWAGE CHARGES	66,670	45,000	58,842	80,000	80,000	80,000
6004114 HEATING AND AIR COND PLANT EXP	6,900	5,175	5,176	6,000	6,000	6,000
6004115 ELECTRIC CURRENT	229,153	248,400	166,423	186,300	186,300	186,300
6004116 TAXES	96,865	102,635	97,951	105,222	105,222	105,222
6004117 BUILDING AND GROUNDS EXPENSES	23,876	25,950	12,998	26,950	26,950	26,950
6004130 MOTOR EQUIP REPAIRS AND MAINT	559	3,000	0	1,000	1,000	1,000
6004133 UNIFORM AND CLOTHING ALLOWANCE	619	0	0	500	500	500
6004136 OPERATIONAL EQUIPMENT REPAIRS	3,882	7,500	919	3,600	3,600	3,600
6004137 ADVERTISING AND PROMOTION EXPE	76,951	73,847	48,352	50,000	50,000	50,000
6004138 OTHER OPERATIONAL EXPENSES	27,294	55,044	18,803	30,500	30,500	30,500
6004139 Trust Account Outflows	33,465	0	0	0	0	0
6004146 SUBCONTRACTED PROGRAM EXPENSE	133,568	133,500	128,713	137,505	137,505	137,505
6004147 OTHER PROGRAM EXPENSE	8,142	20,200	0	37,078	37,078	37,078
6004160 MILEAGE AND PARKING-LOCAL	199	350	141	300	300	300
6004161 TRAVEL HOTEL AND MEALS	8,682	6,000	3,920	6,000	6,000	6,000
6004162 EDUCATION AND TRAINING	9,005	8,500	2,819	8,900	8,900	8,900
6004165 ADVISORY BD/TRUSTEES EXPENSES	1,383	1,650	1,076	1,650	1,650	1,650
6004191 OUTSIDE RENTALS-MACHINERY	1,680	0	0	0	0	0
6004196 COPYING MACHINE RENTALS	853	3,000	1,787	2,700	2,700	2,700
6004200 PROPERTY LOSS	6,679	0	0	0	0	0
6004203 INSURANCE CLAIMS	442	0	0	0	0	0
6004502 BOND AND NOTE ISSUE EXPENSE	1,617	0	0	0	0	0
6004504 OTHER FINANCIAL SERVICES	18,417	20,156	10,001	19,942	19,942	19,942
6004580 BAD DEBT EXPENSE	18,294	0	300	0	0	0
0000040 Contractual Expenditures Totals	1,422,136	1,397,040	989,990	1,266,357	1,266,357	1,266,357
0000041 Chargeback Expenses						
6004602 INSURANCE PREMIUM CHARGEBACK	111,021	98,742	49,371	115,375	115,375	115,375
6004604 DPW SECURITY CHARGEBACKS	91,962	95,163	47,582	95,163	95,163	95,163

REPORT:BP032

BROOME COUNTY GOVERNMENT
REVENUE AND APPROPRIATION SUMMARY BY DEPARTMENT

FUND: 2010 Aviation Operating
DEPT: 28000000 Aviation

Account	2013 Actuals	2014 Budget	2014 YTD Actuals As of 10/13/14	2015 Budget Requested	2015 Budget Recommended	2015 Budget Adopted
6004614 OTHER CHARGEBACK EXPENSES	820	985	1,060	820	820	820
6004619 BUILDING SERVICE CHARGEBACK	13,959	10,000	2,237	10,000	10,000	10,000
6004634 Indirect Costs - Excess of Bud	227,304	0	0	0	0	0
0000041 Chargeback Expenses Totals	445,066	204,890	100,250	221,358	221,358	221,358
0000042 Depreciation						
6004801 DEPRECIATION - BUILDINGS	1,209,147	0	0	0	0	0
6004803 DEPRECIATION - IMPROV O/T BLDG	2,223,682	0	0	0	0	0
6004804 DEPRECIATION - MOTOR VEHICLES	207,167	0	0	0	0	0
6004805 DEPRECIATION - MACHINERY & EQU	13,885	0	0	0	0	0
0000042 Depreciation Totals	3,653,881	0	0	0	0	0
0000060 Principal on Indebtedness						
6006000 PRINCIPAL ON SERIAL BONDS	0	275,060	0	263,673	263,673	263,673
6006001 PRINCIPAL ON BANS	0	124,943	0	255,384	255,384	255,384
0000060 Principal on Indebtedness Totals	0	400,003	0	519,057	519,057	519,057
0000070 Interest on Indebtedness						
6007000 INTEREST ON SERIAL BONDS	77,724	160,770	51,184	150,341	150,341	150,341
6007001 INTEREST ON BANS	0	35,320	12,386	53,750	53,750	53,750
6007005 INTEREST ON CAPITAL LEASE	303	0	0	0	0	0
0000070 Interest on Indebtedness Totals	78,027	196,090	63,570	204,091	204,091	204,091
0000080 Employee Benefits						
6008001 STATE RETIREMENT	228,498	267,395	183,856	235,786	235,786	235,786
6008002 SOCIAL SECURITY	85,931	94,250	57,776	92,886	92,886	92,886
6008004 WORKERS COMPENSATION	18,663	17,306	8,653	14,139	14,139	14,139
6008005 WORKERS COMP LT LIABILITY	442	0	0	0	0	0
6008006 LIFE INSURANCE	337	330	248	345	345	345
6008007 HEALTH INSURANCE	225,331	249,867	196,664	290,201	290,201	290,201
6008008 OPEB - HEALTH INSURANCE	43,521	0	0	0	0	0
6008009 RETIREE HEALTH INSURANCE	132,198	155,514	87,614	117,747	117,747	117,747
6008010 DISABILITY INSURANCE	2,297	1,404	968	1,404	1,404	1,404
6008011 UNEMPLOYMENT INSURANCE	6,546	0	0	0	0	0
6008013 HEALTH INS - RETIRE INCENTIVE	15,000	0	0	0	0	0

REPORT:BP032

BROOME COUNTY GOVERNMENT
REVENUE AND APPROPRIATION SUMMARY BY DEPARTMENT

FUND: 2010 Aviation Operating
DEPT: 28000000 Aviation

Account	2013 Actuals	2014 Budget	2014 YTD Actuals As of 10/13/14	2015 Budget Requested	2015 Budget Recommended	2015 Budget Adopted
0000080 Employee Benefits Totals	758,764	786,066	535,779	752,508	752,508	752,508
Exp Totals for Dept: 28000000	7,533,260	4,217,781	2,496,142	4,177,563	4,177,563	4,177,563
Total for Dept: 28000000	-1,598,808	-6,189	505,355	0	0	0

HIGHWAYS

COMMISSIONER OF PUBLIC WORKS,
PARKS, RECREATION & YOUTH SERVICES

DEPUTY COMMISSIONER
OF HIGHWAYS

ROAD
ADMINISTRATION

- Administration
- Interdepartmental Support
- Debt Service
- Administer Capital Improvement Program

MAINTENANCE

- Surface Treatment & Recycling
- Resurfacing
- Signage
- Painting, Striping, Repair & Maintenance of Roadways
- Bridge Repairs

SNOW REMOVAL

- Snow & Ice Removal Contract
- Administration

MAINTENANCE

- Repair and Maintain Equipment
- Administer Equipment Replacement Capital Program

PUBLIC WORKS

Highways/County Roads

MISSION STATEMENT

To provide a highway road system to move people and goods throughout the County, in a cost effective, efficient and professional manner, to enhance community growth, economic well-being and quality of life.

DESCRIPTION

Responsible for the maintenance and up-keep of 343.24 centerline miles of roads. The Highway Division, in conjunction with the Engineering Division, are also responsible for maintaining 105 bridges with spans of twenty (20) feet or more, 130 culverts with diameters ranging from five (5) to twenty (20) feet and 3,500 culverts with diameters of five (5) feet or less. This involves the inspection and evaluation of County roads and bridges, and planning, reconstruction, repair, and maintenance projects.

The Highway Division is responsible for the administration, operation and maintenance of highway bridge and capital projects; this includes road widening and straightening, resurfacing and patching of existing County roads to ensure that maintenance is at required standards and safety levels. Emphasis is also placed on snow and ice control. In case of natural disasters, the division also assists other local municipalities with specialized equipment and expertise.

Revenues attributed to the operation of County Highway Division County Road fund are derived primarily from the sale of supplies such as road signs, sand/salt mix to other local governments, and highway work permit fees for work completed by utility companies and others in highway right-of-way. State Aid revenues fund the highway operating and capital aid under the State Consolidated Local Highway

Assistance Program (CHIPS). An interfund transfer from the general fund is received to balance the Highway Division County Road Fund.

2015 OBJECTIVES

- Continue to develop and implement an annual highway maintenance program that will ensure preservation of the existing system at an acceptable level of service and standard of construction and extend the useful life of the existing system.
- In-house design/construction/reconstruction of County highways, as required, utilizing County forces, to conform to acceptable standards of service and construction in accordance with American Association of State Highway and Transportation Officials (AASHTO) Geometric Design and NYSDOT Standard Specifications.
- Rehabilitation of guiderail system to NYSDOT Standards, 40,000 feet of various Broome County roads.
- Preserve the load capacity of County bridges and improve/replace unsafe or inadequate structures in accordance with American Association of State Highway and Transportation Officials (AASHTO) Geometric Design and NYSDOT Geometric Design Policy for Bridges.
- Rehabilitate and stabilize approximately two hundred (200) miles of highway shoulders annually.
- Resurface and/or provide surface treatment, truing, leveling and resurfacing to County highways as required, per industry standard and Broome County ten year policy. Approximately thirty five miles.
- Provide effective 24 hour a day snow and ice control for County roads during the winter season and maintain contracts with various towns for snowplowing and ice control per NYS 24 hour bare road policy.
- Develop a bridge cleaning and maintenance program for County bridges.
- Ensure that legible pavement markings are provided along County highways per the Manual of Uniform Traffic Control Devices.

- Ensure clear sight lines by cutting grass, trees and brush along approximately 700 miles of County right-of-way in accordance with Section 102 of NYS Highway Law.
- Review requests and issue permits for work within right-of-ways by utilities and contractors. This amounts to approximately 80 permits annually.

29010205

PUBLIC WORKS/Highways/County Roads

<u>Title of Position</u>	<u>Grade/Unit</u>	<u>2013 Actuals</u>	<u>As of</u> <u>7/7/2014</u> <u>Current</u> <u>Authorized</u>	<u>2015</u> <u>Requested</u>	<u>2015</u> <u>Recommended</u>	<u>2015</u> <u>Adopted</u>
<u>FULL TIME</u>						
Deputy Commissioner of Public Works/Highway Management Associate*	F Admin	1	1	1	1	1
Assistant General Highway Supervisor	AFSCME	1	1	1	1	1
Highway Crew Supervisor	AFSCME	2	2	2	2	2
Paint Crew Supervisor - DPW	AFSCME	5	5	5	5	5
Painter - DPW	AFSCME	1	1	1	1	1
Public Works Office Assistant	AFSCME	2	2	2	2	2
Highway Clerk	AFSCME	2	2	1	1	1
Carpenter	AFSCME	0	0	1	1	1
Assistant Carpenter	AFSCME	1	1	1	1	1
Laborer **	AFSCME	1	1	1	1	1
Motor Equipment Operator III	AFSCME	5	3	3	3	3
Motor Equipment Operator II	AFSCME	10	10	10	10	10
Motor Equipment Operator I	AFSCME	18	18	18	18	18
	AFSCME	<u>12</u>	<u>12</u>	<u>12</u>	<u>12</u>	<u>12</u>
Total Full-Time Positions		61	59	59	59	59
<u>PART TIME</u>						
Total Part-Time Positions		0	0	0	0	0
TOTAL POSITIONS		61	59	59	59	59

* One position unfunded since 2012

**One position unfunded since 2012

REPORT:BP033

BROOME COUNTY GOVERNMENT
 REVENUE AND APPROPRIATION SUMMARY
 BY DEPARTMENT AND DIVISION

FUND: 3120 County Road Operating
 DEPT: 29000000 Highway
 DIV: 01 Highway-County Roads

Account	2013 Actuals	2014 Budget	2014 YTD Actuals As of 10/13/14	2015 Budget Requested	2015 Budget Recommended	2015 Budget Adopted
29000000 Highway						
0000002 Departmental Income						
5000189 OTHER LOCAL GOVERNMENTS	6,994	0	0	0	0	0
5000214 ROADWAY USE FEES	5,828	10,000	9,022	35,000	35,000	35,000
5000333 OTHER DEPARTMENTAL CHARGEBACK	19,028	20,000	13,295	20,000	20,000	20,000
5000429 SALE OF SUPPLIES TO OTHER GOVT	861	8,000	13,146	10,000	10,000	10,000
0000002 Departmental Income Totals	32,711	38,000	35,463	65,000	65,000	65,000
0000003 Use of Money						
5000451 INTEREST AND EARNINGS	15,458	10,000	1,846	3,300	3,300	3,300
5000462 RENTAL OF EQUIPMENT OTHER GOVT	0	10,000	14,216	20,000	20,000	20,000
0000003 Use of Money Totals	15,458	20,000	16,062	23,300	23,300	23,300
0000006 Sale of Prop and Comp for Loss						
5000516 MINOR SALES - PUBLIC WORKS	4,762	0	11,178	4,000	4,000	4,000
5000518 SALE OF EQUIPMENT	4,350	0	0	0	0	0
0000006 Sale of Prop and Comp for Loss Totals	9,112	0	11,178	4,000	4,000	4,000
0000007 Misc Interfund Revenues						
5000530 REFUNDS OF PRIOR YEARS EXPENDI	3,334	0	5,422	0	0	0
5000532 PREMIUM & ACCRUED INT ON OBLIG	119,233	0	0	0	0	0
5000533 UNCLASSIFIED REVENUES	1,500	0	370	1,500	1,500	1,500
5000534 TRANSFER FROM INSURANCE RESERV	16,375	593	6,592	0	0	0
5000562 TRANSFER FROM GENERAL FUND	6,145,913	6,043,789	6,043,789	6,644,028	6,644,028	6,644,028
5000563 TRANSFER FROM CAPITAL FUND	2,905	25,000	0	0	0	0
5000569 TRANSFER - DEBT SERVICE FUND	0	0	905,434	695,000	695,000	695,000
5000580 UNUSED CAPITAL FUND	515,520	0	0	0	0	0
0000007 Misc Interfund Revenues Totals	6,804,780	6,069,382	6,961,607	7,340,528	7,340,528	7,340,528
0000008 State Aid						
5000846 CONSOLIDATED HIGHWAY AID	2,145,178	2,511,717	626,688	2,145,178	2,145,178	2,145,178
5000890 SOEM REVENUE	4,186	0	0	0	0	0
0000008 State Aid Totals	2,149,364	2,511,717	626,688	2,145,178	2,145,178	2,145,178

BROOME COUNTY GOVERNMENT
 REVENUE AND APPROPRIATION SUMMARY
 BY DEPARTMENT AND DIVISION

FUND: 3120 County Road Operating
 DEPT: 29000000 Highway
 DIV: 01 Highway-County Roads

Account	2013 Actuals	2014 Budget	2014 YTD Actuals As of 10/13/14	2015 Budget Requested	2015 Budget Recommended	2015 Budget Adopted
0000009 Federal Aid						
5000952 ARRA DEBT REIMBURSEMENT	131,347	137,320	63,704	127,433	127,433	127,433
5000990 FEMA REVENUE	44,197	0	0	0	0	0
0000009 Federal Aid Totals	175,544	137,320	63,704	127,433	127,433	127,433
Rev Total for Div: 2901	9,186,969	8,776,419	7,714,702	9,705,439	9,705,439	9,705,439
0000010 Personal Service						
6001000 SALARIES FULL-TIME	2,703,420	2,760,860	2,001,142	2,737,664	2,737,664	2,737,664
6001002 SALARIES TEMPORARY	14,394	0	24,439	0	0	0
6001003 SALARIES OVERTIME	191,433	150,000	137,003	150,000	150,000	150,000
6001004 SALARIES SHIFT DIFFERENTIAL	9,310	10,000	6,052	10,000	10,000	10,000
6001006 OUT OF TITLE PAY	17,078	13,000	12,206	13,000	13,000	13,000
6001009 OTHER PERSONNEL SERVICES	12,769	12,825	12,600	12,825	12,825	12,825
0000010 Personal Service Totals	2,948,404	2,946,685	2,193,442	2,923,489	2,923,489	2,923,489
0000040 Contractual Expenditures						
6004000 MAT & SUPPLIES-SURFACE TREAT	342,106	400,181	329,465	400,000	400,000	400,000
6004001 MAT & SUPPLIES-SIGNS & POSTS	10,547	15,000	9,878	15,000	15,000	15,000
6004002 MAT & SUPPLIES-PAINT	71,526	70,000	61,134	70,000	70,000	70,000
6004003 MAT & SUPPLIES-GUIDE RAILS	30,338	30,000	0	30,000	30,000	30,000
6004004 MATERIAL & SUPPLIES-OTHER	92,453	80,016	63,067	80,000	80,000	80,000
6004005 SNOW REMOVAL MATERIALS & SUPPL	536,073	450,000	494,844	450,000	450,000	450,000
6004010 BOOKS AND SUBSCRIPTIONS	0	0	197	0	0	0
6004012 OFFICE SUPPLIES	1,211	1,350	1,467	1,350	1,350	1,350
6004022 FUEL AND HEATING SUPPLIES	11,928	40,000	9,697	25,000	25,000	25,000
6004023 BLDG AND GROUNDS SUPPLIES	633	0	0	0	0	0
6004030 FOOD AND BEVERAGES	638	0	0	0	0	0
6004052 UNIFORMS	2,786	2,500	2,368	2,500	2,500	2,500
6004054 SAFETY SUPPLIES	9,523	7,411	4,045	7,000	7,000	7,000
6004055 COMPUTER SOFTWARE AND SUPPLIES	0	500	0	500	500	500
6004105 DUES AND MEMBERSHIPS	0	0	300	0	0	0
6004113 WATER AND SEWAGE CHARGES	3,098	2,000	3,155	2,000	2,000	2,000
6004115 ELECTRIC CURRENT	38,777	40,000	41,187	40,000	40,000	40,000
6004116 TAXES	46	400	45	400	400	400

REPORT:BP033

BROOME COUNTY GOVERNMENT
REVENUE AND APPROPRIATION SUMMARY
BY DEPARTMENT AND DIVISION

FUND: 3120 County Road Operating
DEPT: 29000000 Highway
DIV: 01 Highway-County Roads

Account	2013 Actuals	2014 Budget	2014 YTD Actuals As of 10/13/14	2015 Budget Requested	2015 Budget Recommended	2015 Budget Adopted
6004117 BUILDING AND GROUNDS EXPENSES	12,347	4,500	2,181	4,500	4,500	4,500
6004136 OPERATIONAL EQUIPMENT REPAIRS	458	0	0	0	0	0
6004138 OTHER OPERATIONAL EXPENSES	14,087	18,320	4,115	18,320	18,320	18,320
6004161 TRAVEL HOTEL AND MEALS	398	0	0	0	0	0
6004162 EDUCATION AND TRAINING	175	0	0	0	0	0
6004191 OUTSIDE RENTALS-MACHINERY	40,574	63,455	25,626	63,455	63,455	63,455
6004196 COPYING MACHINE RENTALS	450	2,000	1,201	2,000	2,000	2,000
6004203 INSURANCE CLAIMS	2,990	593	1,995	0	0	0
6004413 OTHER HEALTH AND MEDICAL SERVI	2,304	1,661	1,462	1,661	1,661	1,661
6004502 BOND AND NOTE ISSUE EXPENSE	4,069	0	0	0	0	0
6004504 OTHER FINANCIAL SERVICES	16,989	14,243	0	13,276	13,276	13,276
0000040 Contractual Expenditures Totals	1,246,524	1,244,130	1,057,429	1,226,962	1,226,962	1,226,962
0000041 Chargeback Expenses						
6004602 INSURANCE PREMIUM CHARGEBACK	38,435	52,022	39,017	45,629	45,629	45,629
6004634 Indirect Costs - Excess of Bud	151,004	0	0	0	0	0
0000041 Chargeback Expenses Totals	189,439	52,022	39,017	45,629	45,629	45,629
0000060 Principal on Indebtedness						
6006000 PRINCIPAL ON SERIAL BONDS	3,634,648	2,006,608	2,006,608	1,542,248	1,542,248	1,542,248
6006001 PRINCIPAL ON BANS	439,559	734,525	734,525	894,589	894,589	894,589
6006008 PRINCIPAL ON CAPITAL LEASE	1,424	0	0	0	0	0
0000060 Principal on Indebtedness Totals	4,075,631	2,741,133	2,741,133	2,436,837	2,436,837	2,436,837
0000070 Interest on Indebtedness						
6007000 INTEREST ON SERIAL BONDS	932,134	797,089	461,769	728,798	728,798	728,798
6007001 INTEREST ON BANS	104,134	150,524	150,523	180,301	180,301	180,301
6007005 INTEREST ON CAPITAL LEASE	88	0	0	0	0	0
0000070 Interest on Indebtedness Totals	1,036,356	947,613	612,292	909,099	909,099	909,099
0000080 Employee Benefits						
6008001 STATE RETIREMENT	566,235	656,483	449,897	565,614	565,614	565,614
6008002 SOCIAL SECURITY	212,649	224,886	156,929	223,096	223,096	223,096
6008004 WORKERS COMPENSATION	94,131	100,453	50,227	108,773	108,773	108,773
6008006 LIFE INSURANCE	846	855	640	855	855	855

REPORT:BP033

BROOME COUNTY GOVERNMENT
 REVENUE AND APPROPRIATION SUMMARY
 BY DEPARTMENT AND DIVISION

FUND: 3120 County Road Operating
 DEPT: 29000000 Highway
 DIV: 01 Highway-County Roads

Account	2013 Actuals	2014 Budget	2014 YTD Actuals As of 10/13/14	2015 Budget Requested	2015 Budget Recommended	2015 Budget Adopted
6008007 HEALTH INSURANCE	610,475	659,542	486,472	686,673	686,673	686,673
6008009 RETIREE HEALTH INSURANCE	635,546	703,225	461,893	678,412	678,412	678,412
6008013 HEALTH INS - RETIRE INCENTIVE	9,251	0	0	0	0	0
0000080 Employee Benefits Totals	2,129,133	2,345,444	1,606,058	2,263,423	2,263,423	2,263,423
0000090 Transfers						
6009001 TRANSFER TO CAPITAL FUND	28,589	0	0	0	0	0
6009012 TRANSFER TO DEBT SERVICE FUND	4,626,016	0	0	0	0	0
0000090 Transfers Totals	4,654,605	0	0	0	0	0
Exp Total for Div: 2901	16,280,092	10,277,027	8,249,371	9,805,439	9,805,439	9,805,439
Total for Div: 29000000	-7,093,123	-1,500,608	-534,669	-100,000	-100,000	-100,000

REPORT:BP033

BROOME COUNTY GOVERNMENT
REVENUE AND APPROPRIATION SUMMARY
BY DEPARTMENT AND DIVISION

FUND: 3120 County Road Operating

DEPT: 29000000 Highway

DIV: 01 Highway-County Roads

Account	2013 Actuals	2014 Budget	2014 YTD Actuals As of 10/13/14	2015 Budget Requested	2015 Budget Recommended	2015 Budget Adopted
Total for Dept: 29000000	-7,093,123	-1,500,608	-534,669	-100,000	-100,000	-100,000

30020105

PUBLIC WORKS/Highways/Road Machinery

<u>Title of Position</u>	<u>Grade/Unit</u>	<u>2013 Actuals</u>	<u>As of 7/7/2014 Current Authorized</u>	<u>2015 Requested</u>	<u>2015 Recommended</u>	<u>2015 Adopted</u>
<u>FULL TIME</u>						
Equipment Service Supervisor	AFSCME	1	1	1	1	1
Stores Clerk	AFSCME	2	2	2	2	2
Equipment Mechanic - III	AFSCME	6	6	6	6	6
Equipment Mechanic - II	AFSCME	2	2	2	2	2
Equipment Mechanic - I *	AFSCME	2	2	2	2	2
Total Full-Time Positions		13	13	13	13	13
<u>PART TIME</u>						
Total Part-Time Positions		0	0	0	0	0
TOTAL POSITIONS		13	13	13	13	13

* One position unfunded since 2014

REPORT:BP033

BROOME COUNTY GOVERNMENT
REVENUE AND APPROPRIATION SUMMARY
BY DEPARTMENT AND DIVISION

FUND: 3160 Road Machinery Operating
DEPT: 30000000 Road Machinery
DIV: 02 Highway-Road Machinery

Account	2013 Actuals	2014 Budget	2014 YTD Actuals As of 10/13/14	2015 Budget Requested	2015 Budget Recommended	2015 Budget Adopted
30000000 Road Machinery						
0000002 Departmental Income						
5000189 OTHER LOCAL GOVERNMENTS	3,265	4,000	2,039	4,000	4,000	4,000
0000002 Departmental Income Totals	3,265	4,000	2,039	4,000	4,000	4,000
0000003 Use of Money						
5000451 INTEREST AND EARNINGS	2,724	2,750	574	1,100	1,100	1,100
0000003 Use of Money Totals	2,724	2,750	574	1,100	1,100	1,100
0000006 Sale of Prop and Comp for Loss						
5000518 SALE OF EQUIPMENT	48,872	10,000	0	85,000	85,000	85,000
0000006 Sale of Prop and Comp for Loss Totals	48,872	10,000	0	85,000	85,000	85,000
0000007 Misc Interfund Revenues						
5000532 PREMIUM & ACCRUED INT ON OBLIG	53,901	0	0	0	0	0
5000562 TRANSFER FROM GENERAL FUND	2,025,260	2,229,201	2,229,201	2,520,285	2,520,285	2,520,285
5000569 TRANSFER - DEBT SERVICE FUND	0	0	33,157	34,000	34,000	34,000
5000580 UNUSED CAPITAL FUND	22,046	0	0	0	0	0
0000007 Misc Interfund Revenues Totals	2,101,207	2,229,201	2,262,358	2,554,285	2,554,285	2,554,285
0000009 Federal Aid						
5000952 ARRA DEBT REIMBURSEMENT	19,466	20,351	9,441	18,886	18,886	18,886
5000990 FEMA REVENUE	28,965	0	0	0	0	0
0000009 Federal Aid Totals	48,431	20,351	9,441	18,886	18,886	18,886
Rev Total for Div: 3002	2,204,499	2,266,302	2,274,412	2,663,271	2,663,271	2,663,271
0000010 Personal Service						
6001000 SALARIES FULL-TIME	622,767	615,669	466,318	603,154	603,154	603,154
6001003 SALARIES OVERTIME	37,199	20,000	22,795	20,000	20,000	20,000

BROOME COUNTY GOVERNMENT
 REVENUE AND APPROPRIATION SUMMARY
 BY DEPARTMENT AND DIVISION

FUND: 3160 Road Machinery Operating
 DEPT: 30000000 Road Machinery
 DIV: 02 Highway-Road Machinery

Account	2013 Actuals	2014 Budget	2014 YTD Actuals As of 10/13/14	2015 Budget Requested	2015 Budget Recommended	2015 Budget Adopted
6001004 SALARIES SHIFT DIFFERENTIAL	2,532	2,400	1,836	2,400	2,400	2,400
6001006 OUT OF TITLE PAY	2,100	1,500	1,220	1,500	1,500	1,500
6001009 OTHER PERSONNEL SERVICES	2,700	2,700	2,700	2,700	2,700	2,700
0000010 Personal Service Totals	667,298	642,269	494,869	629,754	629,754	629,754
0000040 Contractual Expenditures						
6004006 GARAGE & SHOP OPERATIONAL SUPP	17,126	17,600	6,371	17,600	17,600	17,600
6004010 BOOKS AND SUBSCRIPTIONS	2,700	0	0	0	0	0
6004012 OFFICE SUPPLIES	914	1,144	1,099	1,144	1,144	1,144
6004021 BLDG MAINTENANCE SUPPLIES	4,430	6,040	905	6,040	6,040	6,040
6004022 FUEL AND HEATING SUPPLIES	12,754	0	514	0	0	0
6004023 BLDG AND GROUNDS SUPPLIES	3,901	53	2,555	53	53	53
6004040 MOTOR EQUIPMENT SUPPLIES	240,325	250,183	214,185	250,000	250,000	250,000
6004046 GAS OIL GREASE AND DIESEL FUEL	490,881	450,000	378,156	484,000	484,000	484,000
6004047 TIRES AND TUBES	15,085	22,880	4,131	22,880	22,880	22,880
6004054 SAFETY SUPPLIES	3,120	2,376	1,389	2,376	2,376	2,376
6004055 COMPUTER SOFTWARE AND SUPPLIES	1,419	1,000	0	1,000	1,000	1,000
6004056 COMPUTER EQUIPMENT(NON CAPITAL	0	580	580	580	580	580
6004100 POSTAGE AND FREIGHT	94	88	31	88	88	88
6004102 TELEPHONE EQUIPMENT	560	0	1,496	0	0	0
6004106 GENERAL OFFICE EXPENSES	800	0	0	0	0	0
6004112 BLDG GROUNDS AND EQUIP REPAIR	2,274	0	0	0	0	0
6004117 BUILDING AND GROUNDS EXPENSES	3,051	10,000	2,590	10,000	10,000	10,000
6004130 MOTOR EQUIP REPAIRS AND MAINT	13,308	25,000	13,490	25,000	25,000	25,000
6004133 UNIFORM AND CLOTHING ALLOWANCE	2,700	2,432	2,700	2,700	2,700	2,700
6004138 OTHER OPERATIONAL EXPENSES	14,456	8,800	4,328	8,800	8,800	8,800
6004162 EDUCATION AND TRAINING	232	0	0	0	0	0
6004168 OTHER PERSONAL EXPENSES	0	0	1,400	0	0	0
6004196 COPYING MACHINE RENTALS	1,218	1,200	816	1,200	1,200	1,200
6004502 BOND AND NOTE ISSUE EXPENSE	4,803	0	0	0	0	0
6004504 OTHER FINANCIAL SERVICES	4,393	2,111	0	1,968	1,968	1,968
0000040 Contractual Expenditures Totals	840,544	801,487	636,736	835,429	835,429	835,429
0000041 Chargeback Expenses						
6004634 Indirect Costs - Excess of Bud	48,291	0	0	0	0	0
0000041 Chargeback Expenses Totals	48,291	0	0	0	0	0

REPORT:BP033

BROOME COUNTY GOVERNMENT
REVENUE AND APPROPRIATION SUMMARY
BY DEPARTMENT AND DIVISION

FUND: 3160 Road Machinery Operating
DEPT: 30000000 Road Machinery
DIV: 02 Highway-Road Machinery

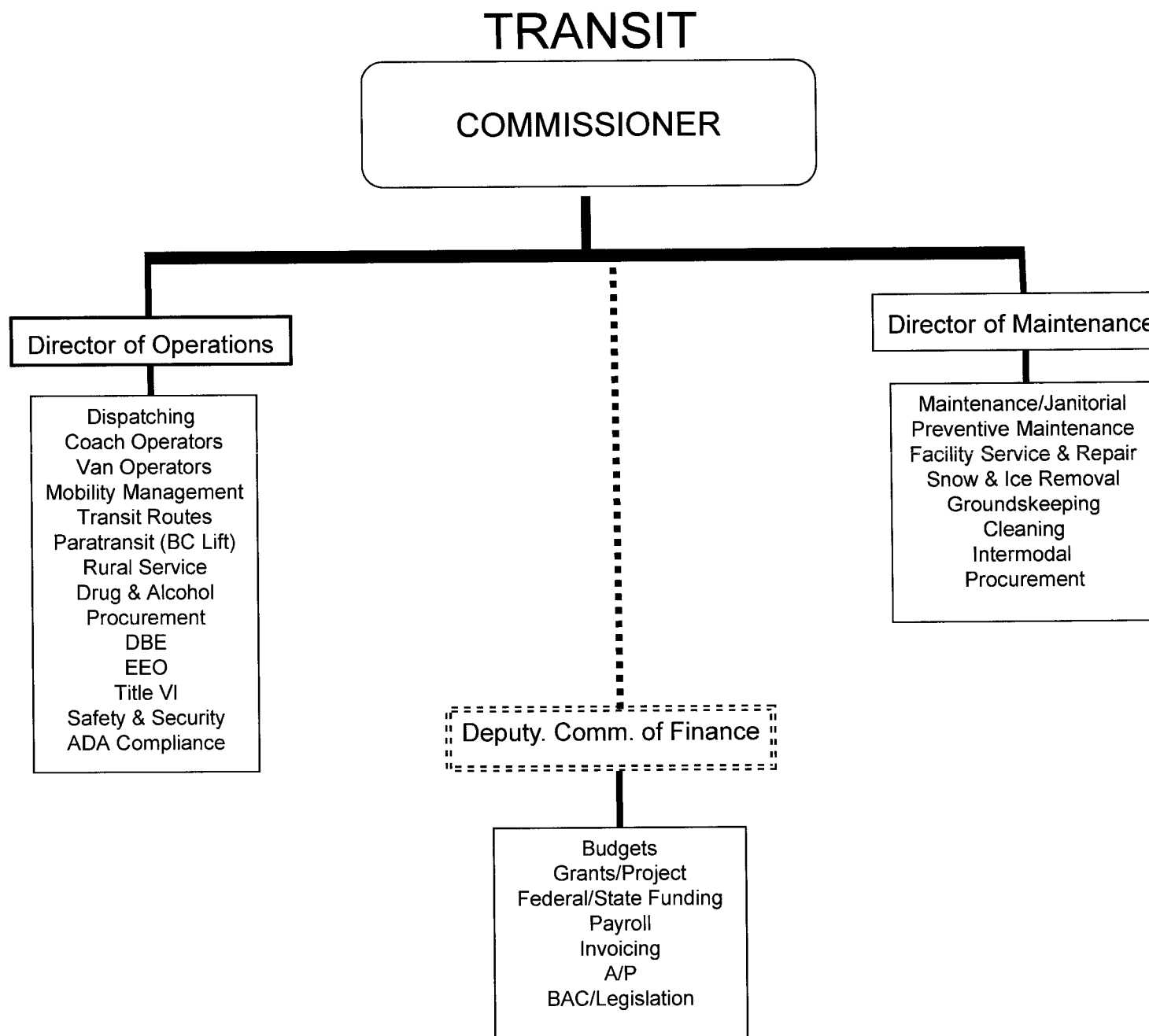
Account	2013 Actuals	2014 Budget	2014 YTD Actuals As of 10/13/14	2015 Budget Requested	2015 Budget Recommended	2015 Budget Adopted
0000060 Principal on Indebtedness						
6006000 PRINCIPAL ON SERIAL BONDS	331,023	344,903	344,903	360,159	360,159	360,159
6006001 PRINCIPAL ON BANS	90,713	172,713	172,713	247,712	247,712	247,712
0000060 Principal on Indebtedness Totals	421,736	517,616	517,616	607,871	607,871	607,871
0000070 Interest on Indebtedness						
6007000 INTEREST ON SERIAL BONDS	173,603	132,441	82,745	119,473	119,473	119,473
6007001 INTEREST ON BANS	19,838	30,778	30,778	39,437	39,437	39,437
0000070 Interest on Indebtedness Totals	193,441	163,219	113,523	158,910	158,910	158,910
0000080 Employee Benefits						
6008001 STATE RETIREMENT	128,781	148,126	96,766	119,851	119,851	119,851
6008002 SOCIAL SECURITY	49,009	49,483	36,018	47,963	47,963	47,963
6008004 WORKERS COMPENSATION	28,117	30,006	15,003	32,426	32,426	32,426
6008006 LIFE INSURANCE	180	180	130	180	180	180
6008007 HEALTH INSURANCE	105,002	111,546	94,073	133,951	133,951	133,951
6008009 RETIREE HEALTH INSURANCE	74,391	103,186	60,806	96,936	96,936	96,936
0000080 Employee Benefits Totals	385,480	442,527	302,796	431,307	431,307	431,307
0000090 Transfers						
6009012 TRANSFER TO DEBT SERVICE FUND	38,518	0	0	0	0	0
0000090 Transfers Totals	38,518	0	0	0	0	0
Exp Total for Div: 3002	2,595,308	2,567,118	2,065,540	2,663,271	2,663,271	2,663,271
Total for Div: 30000000	-390,809	-300,816	208,872	0	0	0

REPORT:BP033

BROOME COUNTY GOVERNMENT
REVENUE AND APPROPRIATION SUMMARY
BY DEPARTMENT AND DIVISION

FUND: 3160 Road Machinery Operating
DEPT: 30000000 Road Machinery
DIV: 02 Highway-Road Machinery

Account	2013 Actuals	2014 Budget	2014 YTD Actuals As of 10/13/14	2015 Budget Requested	2015 Budget Recommended	2015 Budget Adopted
<hr/>	<hr/>	<hr/>	<hr/>	<hr/>	<hr/>	<hr/>
Total for Dept: 30000000	-390,809	-300,816	208,872	0	0	0



PUBLIC TRANSPORTATION

MISSION STATEMENT

To provide safe, clean, reliable, and affordable public transportation to the community in the most effective and cost efficient manner.

DESCRIPTION

In 1968, Broome County assumed the ownership and operation of transit service from the Triple Cities Traction Corporation and authorized the Department of Public Transportation (BC Transit) by County Charter, Article X of the Broome County Charter.

The Department of Public Transportation operates the community's fixed route, ADA mandated Paratransit, specialized and demand service public transportation programs. By operating the Department of Public Transportation as an Enterprise Fund, the department generates its annual funding largely through Federal and State aid, and to a lesser extent, through ridership fare revenues. As required by federal guidelines, the department relies on minimum of financial support from Broome County.

BC Transit's main facilities are located on Old Mill Road in the Town of Vestal. The Department operates a network of 17 fixed routes built around a central transfer point, the Greater Binghamton Transportation Center, located in downtown Binghamton. The fixed route service operates seven days a week with extended hours into the evening and requires 36 buses at peak times. BC Transit maintains a fleet of 44 wheelchair accessible transit coach buses for this service, providing over 2.4 million rides and traveling over 1.84 million miles annually.

Under contract with Serafini Transportation Corp., the department also provides BC Lift (ADA) and OFA mini bus transportation to disabled and elderly customers in the community's urbanized area. These services are provided by a fleet of ten, fourteen passenger vehicles

which provide over 75,000 rides per year. The Department of Public Transportation also provides a demand service rural transportation program, BC Country, which utilizes a fleet of seven, fourteen seat vans and provides for over 21,000 rides per year to rural users.

2015 OBJECTIVES

- To provide services that meet the needs of Broome County's riders while faced with increasing costs and declining funding.
- To maintain the highest standards for safe and efficient operations.
- To implement cost saving measures, study and restructure routes, improve customer service, generate new revenues, improve community outreach and implement innovative technologies.
- To seek all available grant and funding opportunities.

2015 BUDGET HIGHLIGHTS

- Reduction in staff and operations positions.
- New fleet vehicles added to fixed route and demand service fleets.
- Increased shop productivity, reduced maintenance costs and growth in fare and contract revenues.

PUBLIC TRANSPORTATION (Transit)

<u>Title of Position</u>	<u>Grade/Unit</u>	<u>2013 Actuals</u>	<u>As of 7/7/2014 Current Authorized</u>	<u>2015 Requested</u>	<u>2015 Recommended</u>	<u>2015 Adopted</u>
FULL TIME						
Commissioner of Transportation	G Admin	1	1	1	1	1
Director of Transit Operations	23 Admin	1	1	1	1	1
Director of Transit Maintenance	23 Admin	1	1	1	1	1
Director of Transit Administration	23 Admin	1	0	0	0	0
Transit Supervisor	18 BAPA	3	3	3	3	3
Transit Mechanic Supervisor	17 CSEA	2	2	2	2	2
Principal Account Clerk	13 CSEA	1	1	1	1	1
Senior Dispatcher	12 CSEA	1	1	0	0	0
Dispatcher	10 CSEA	3	2	2	2	2
Senior Account Clerk	9 CSEA	1	1	1	1	1
Transit Route Clerk	9 CSEA	1	1	1	1	1
Keyboard Specialist	8 CSEA	1	0	0	0	0
Account Clerk Typist	7 CSEA	1	1	1	1	1
Clerk **	6 CSEA	0	2	2	2	2
Stores Clerk*	ATU	1	1	0	0	0
Coach Operator	ATU	38	38	38	38	38
Senior Transit Mechanic***	ATU	10	10	10	10	10
Transit Mechanic	ATU	1	1	1	1	1
Transit Mechanic Helper	ATU	<u>3</u>	<u>3</u>	<u>3</u>	<u>3</u>	<u>3</u>
Total Full-Time Positions		71	70	68	68	68
PART TIME						
Custodial Worker	6 CSEA	1	1	1	1	1
Coach Operator	ATU	14	14	14	14	14
Passenger Van Operator	ATU	<u>10</u>	<u>10</u>	<u>10</u>	<u>10</u>	<u>10</u>
Total Part-Time Positions		25	25	25	25	25
TOTAL POSITIONS		96	95	93	93	93

* One position unfunded since 2012 abolished in 2015

** One position unfunded in 2015

*** One position unfunded in 2015

BROOME COUNTY GOVERNMENT
REVENUE AND APPROPRIATION SUMMARY BY DEPARTMENT

FUND: 2040 Transit Operating
DEPT: 31000000 Public Transportation

Account	2013 Actuals	2014 Budget	2014 YTD Actuals As of 10/13/14	2015 Budget Requested	2015 Budget Recommended	2015 Budget Adopted
0000002 Departmental Income						
5000126 FARES & FEES	1,420,786	1,630,530	1,065,558	1,548,000	1,548,000	1,548,000
5000128 ADVERTISING REVENUES	103,357	150,000	60,678	105,000	105,000	105,000
5000137 SPACE RENTAL-OTHER	118,932	135,400	141,204	157,940	157,940	157,940
5000156 REPAYMENTS OF SAFETY NET	164	0	0	0	0	0
5000190 B C LIFT AND FARES	121,736	140,000	93,821	147,500	147,500	147,500
5000191 B C COUNTRY FARES	49,694	45,000	37,307	66,000	66,000	66,000
5000246 SUNY BROOME FARES	25,000	50,000	25,000	50,000	50,000	50,000
5000332 INDIRECT COSTS CHARGEBACK	51,605	0	0	0	0	0
5000333 OTHER DEPARTMENTAL CHARGEBACK	16,930	28,875	15,935	28,550	28,550	28,550
5000420 SUNY - OCC. CONTRACT	401,778	500,000	187,878	474,000	474,000	474,000
5000421 BINGHAMTON SD CONTRACT	264,805	278,000	121,270	249,134	249,134	249,134
5000426 MISCELLANEOUS	2	0	0	0	0	0
5000428 OTHER CHARGES	443,923	750,000	361,629	500,000	500,000	500,000
5000440 CHARGEBACK OF SERVICES PROVIDE	175,505	185,000	87,580	175,000	175,000	175,000
0000002 Departmental Income Total	3,194,217	3,892,805	2,197,860	3,501,124	3,501,124	3,501,124
0000003 Use of Money						
5000451 INTEREST AND EARNINGS	637	750	263	400	400	400
5000463 PARKING LOT	2,103	2,400	5,120	7,500	7,500	7,500
5000470 VENDING MACHINE	16,249	6,200	6,142	8,100	8,100	8,100
0000003 Use of Money Total	18,989	9,350	11,525	16,000	16,000	16,000
0000006 Sale of Prop and Comp for Loss						
5000510 SALE OF SCRAP & EXCESS MATERIA	8,172	10,000	5,033	10,000	10,000	10,000
5000518 SALE OF EQUIPMENT	4,388	0	0	10,000	10,000	10,000
0000006 Sale of Prop and Comp for Loss Total	12,560	10,000	5,033	20,000	20,000	20,000
0000007 Misc Interfund Revenues						
5000530 REFUNDS OF PRIOR YEARS EXPENDI	875	0	7,748	0	0	0
5000532 PREMIUM & ACCRUED INT ON OBLIG	5,228	0	13,948	0	0	0
5000534 TRANSFER FROM INSURANCE RESERV	74,346	6,665	21,623	0	0	0
5000562 TRANSFER FROM GENERAL FUND	1,889,816	1,502,679	1,502,679	1,942,192	1,942,192	1,942,192
5000570 EARNINGS ON TEMPORARY INVESTME	2,101	0	0	0	0	0
0000007 Misc Interfund Revenues Total	1,972,366	1,509,344	1,545,998	1,942,192	1,942,192	1,942,192

REPORT:BP032

BROOME COUNTY GOVERNMENT
REVENUE AND APPROPRIATION SUMMARY BY DEPARTMENT

FUND: 2040 Transit Operating

DEPT: 31000000 Public Transportation

Account	2013 Actuals	2014 Budget	2014 YTD Actuals As of 10/13/14	2015 Budget Requested	2015 Budget Recommended	2015 Budget Adopted
0000008 State Aid						
5000804 MASS TRANSIT	278,663	397,060	139,660	340,424	340,424	340,424
5000805 MASS TRANSIT SUPPLEMENTAL	2,883,235	3,212,580	901,308	3,176,685	3,176,685	3,176,685
5000808 OTHER STATE AID	107	0	3,988	0	0	0
5000850 OTHER TRANSP-CAPITAL PROJS	-36,776	0	0	0	0	0
0000008 State Aid Total	3,125,229	3,609,640	1,044,956	3,517,109	3,517,109	3,517,109
0000009 Federal Aid						
5000901 FEDERAL AID - OTHER	262,502	0	0	0	0	0
5000902 MASS TRANSIT	3,421,409	3,444,165	0	3,591,624	3,591,624	3,591,624
5000903 SECTION 18	0	82,300	0	80,200	80,200	80,200
5000952 ARRA DEBT REIMBURSEMENT	20,978	22,362	6,055	20,752	20,752	20,752
0000009 Federal Aid Total	3,704,889	3,548,827	6,055	3,692,576	3,692,576	3,692,576
Rev Totals for Dept: 31000000	12,028,250	12,579,966	4,811,427	12,689,001	12,689,001	12,689,001
0000010 Personal Service						
6001000 SALARIES FULL-TIME	3,766,342	3,440,628	1,923,984	3,322,397	3,322,397	3,322,397
6001001 SALARIES PART-TIME	851,070	624,119	576,511	847,000	847,000	847,000
6001002 SALARIES TEMPORARY	127,628	27,075	109,908	104,700	104,700	104,700
6001003 SALARIES OVERTIME	117,722	73,044	108,272	83,916	83,916	83,916
6001004 SALARIES SHIFT DIFFERENTIAL	9,948	12,220	6,325	6,464	6,464	6,464
6001009 OTHER PERSONNEL SERVICES	0	0	100	0	0	0
0000010 Personal Service Totals	4,872,710	4,177,086	2,725,100	4,364,477	4,364,477	4,364,477
0000040 Contractual Expenditures						
6004010 BOOKS AND SUBSCRIPTIONS	0	190	264	264	264	264
6004011 DUPLICATING AND PRINTING RM SU	1,026	1,190	1,030	1,500	1,500	1,500
6004012 OFFICE SUPPLIES	5,183	3,500	2,181	3,500	3,500	3,500
6004020 DPW BLDG SERVICE SUPPLIES	360	490	23	350	350	350
6004021 BLDG MAINTENANCE SUPPLIES	6,448	1,490	1,901	3,750	3,750	3,750

BROOME COUNTY GOVERNMENT
 REVENUE AND APPROPRIATION SUMMARY BY DEPARTMENT

FUND: 2040 Transit Operating
 DEPT: 31000000 Public Transportation

Account	2013 Actuals	2014 Budget	2014 YTD Actuals As of 10/13/14	2015 Budget Requested	2015 Budget Recommended	2015 Budget Adopted
6004022 FUEL AND HEATING SUPPLIES	38,348	74,453	19,463	68,850	68,850	68,850
6004023 BLDG AND GROUNDS SUPPLIES	24,240	27,434	16,746	22,000	22,000	22,000
6004040 MOTOR EQUIPMENT SUPPLIES	471,784	489,890	264,925	420,000	420,000	420,000
6004041 PHOTOGRAPHIC SUPPLIES	0	190	0	0	0	0
6004045 TRAINING AND EDUCATIONAL SUPPL	0	190	0	0	0	0
6004046 GAS OIL GREASE AND DIESEL FUEL	1,326,859	1,715,180	1,061,894	1,450,000	1,450,000	1,450,000
6004047 TIRES AND TUBES	83,752	95,177	59,095	75,000	75,000	75,000
6004048 MISC OPERATIONAL SUPPLIES	74,764	41,200	51,135	60,200	60,200	60,200
6004052 UNIFORMS	20,682	14,990	5,155	15,000	15,000	15,000
6004054 SAFETY SUPPLIES	29,777	5,000	3,404	3,750	3,750	3,750
6004055 COMPUTER SOFTWARE AND SUPPLIES	1,300	2,000	12,893	28,780	28,780	28,780
6004056 COMPUTER EQUIPMENT(NON CAPITAL	2,610	3,000	0	11,150	11,150	11,150
6004100 POSTAGE AND FREIGHT	868	800	261	400	400	400
6004105 DUES AND MEMBERSHIPS	0	2,600	2,055	2,300	2,300	2,300
6004106 GENERAL OFFICE EXPENSES	570	500	366	375	375	375
6004112 BLDG GROUNDS AND EQUIP REPAIR	10,226	10,500	2,601	6,000	6,000	6,000
6004113 WATER AND SEWAGE CHARGES	16,371	13,200	10,709	15,700	15,700	15,700
6004115 ELECTRIC CURRENT	78,180	79,000	62,905	88,000	88,000	88,000
6004116 TAXES	0	665	0	0	0	0
6004117 BUILDING AND GROUNDS EXPENSES	36,785	26,158	25,255	33,500	33,500	33,500
6004121 LAUNDRY AND DRY CLEANING EXPEN	2,224	2,900	5,647	2,400	2,400	2,400
6004130 MOTOR EQUIP REPAIRS AND MAINT	148,224	136,400	94,239	146,400	146,400	146,400
6004136 OPERATIONAL EQUIPMENT REPAIRS	0	500	3,004	250	250	250
6004137 ADVERTISING AND PROMOTION EXPE	492	1,300	4,160	2,500	2,500	2,500
6004138 OTHER OPERATIONAL EXPENSES	32,349	15,100	24,860	26,520	26,520	26,520
6004144 DIAL-A-BUS-HANDICAPPED	820,014	929,000	641,024	870,000	870,000	870,000
6004160 MILEAGE AND PARKING-LOCAL	0	25	35	75	75	75
6004161 TRAVEL HOTEL AND MEALS	3,777	1,900	5,526	3,000	3,000	3,000
6004162 EDUCATION AND TRAINING	0	1,490	1,899	1,000	1,000	1,000
6004169 DAY TRIP MEAL REIMBURSEMENT	0	200	136	150	150	150
6004192 SOFTWARE MAINTENANCE	45,399	83,700	19,437	15,011	15,011	15,011
6004196 COPYING MACHINE RENTALS	943	2,200	1,737	2,442	2,442	2,442
6004200 PROPERTY LOSS	12,117	2,071	2,344	0	0	0
6004203 INSURANCE CLAIMS	59,269	4,594	19,279	0	0	0
6004400 MEDICAL AND PHYSICAL EXAMS	4,423	4,000	4,166	4,500	4,500	4,500
6004502 BOND AND NOTE ISSUE EXPENSE	371	0	0	0	0	0
6004504 OTHER FINANCIAL SERVICES	2,476	2,320	-507	2,162	2,162	2,162
6004594 LOSS ON DISPOSITION OF ASSETS	68	0	0	0	0	0
0000040 Contractual Expenditures Totals	3,362,279	3,796,687	2,431,247	3,386,779	3,386,779	3,386,779

0000041 Chargeback Expenses

REPORT:BP032

BROOME COUNTY GOVERNMENT
REVENUE AND APPROPRIATION SUMMARY BY DEPARTMENT

FUND: 2040 Transit Operating

DEPT: 31000000 Public Transportation

Account	2013 Actuals	2014 Budget	2014 YTD Actuals As of 10/13/14	2015 Budget Requested	2015 Budget Recommended	2015 Budget Adopted
6004601 INDIRECT COSTS	51,605	0	0	0	0	0
6004602 INSURANCE PREMIUM CHARGEBACK	374,418	337,733	253,300	276,610	276,610	276,610
6004604 DPW SECURITY CHARGEBACKS	129,501	134,092	67,047	94,852	94,852	94,852
6004610 PERSONAL SERVICES CHARGEBACKS	0	79,137	43,147	78,735	78,735	78,735
6004614 OTHER CHARGEBACK EXPENSES	3,360	1,900	2,100	0	0	0
6004619 BUILDING SERVICE CHARGEBACK	76,224	105,000	34,097	90,000	90,000	90,000
6004634 Indirect Costs - Excess of Bud	529,817	0	0	0	0	0
0000041 Chargeback Expenses Totals	1,164,925	657,862	399,691	540,197	540,197	540,197
0000042 Depreciation						
6004801 DEPRECIATION - BUILDINGS	579,181	0	0	0	0	0
6004803 DEPRECIATION - IMPROV O/T BLDG	115,734	0	0	0	0	0
6004804 DEPRECIATION - MOTOR VEHICLES	1,154,504	0	0	0	0	0
6004805 DEPRECIATION - MACHINERY & EQU	69,122	0	0	0	0	0
0000042 Depreciation Totals	1,918,541	0	0	0	0	0
0000060 Principal on Indebtedness						
6006000 PRINCIPAL ON SERIAL BONDS	0	153,826	0	159,473	159,473	159,473
6006001 PRINCIPAL ON BANS	0	22,708	0	168,999	168,999	168,999
0000060 Principal on Indebtedness Totals	0	176,534	0	328,472	328,472	328,472
0000070 Interest on Indebtedness						
6007000 INTEREST ON SERIAL BONDS	118,999	113,715	34,362	107,528	107,528	107,528
6007001 INTEREST ON BANS	8,462	7,835	2,747	18,466	18,466	18,466
6007005 INTEREST ON CAPITAL LEASE	503	0	0	0	0	0
0000070 Interest on Indebtedness Totals	127,964	121,550	37,109	125,994	125,994	125,994
0000080 Employee Benefits						
6008001 STATE RETIREMENT	888,057	860,628	624,512	885,989	885,989	885,989
6008002 SOCIAL SECURITY	356,887	319,410	196,820	333,882	333,882	333,882
6008004 WORKERS COMPENSATION	455,715	483,294	241,647	530,483	530,483	530,483
6008005 WORKERS COMP LT LIABILITY	-799,840	0	0	0	0	0
6008006 LIFE INSURANCE	1,412	1,433	969	1,410	1,410	1,410
6008007 HEALTH INSURANCE	811,397	920,140	596,066	885,888	885,888	885,888
6008008 OPEB - HEALTH INSURANCE	-1,842	0	0	0	0	0

REPORT:BP032

BROOME COUNTY GOVERNMENT
 REVENUE AND APPROPRIATION SUMMARY BY DEPARTMENT

FUND: 2040 Transit Operating
 DEPT: 31000000 Public Transportation

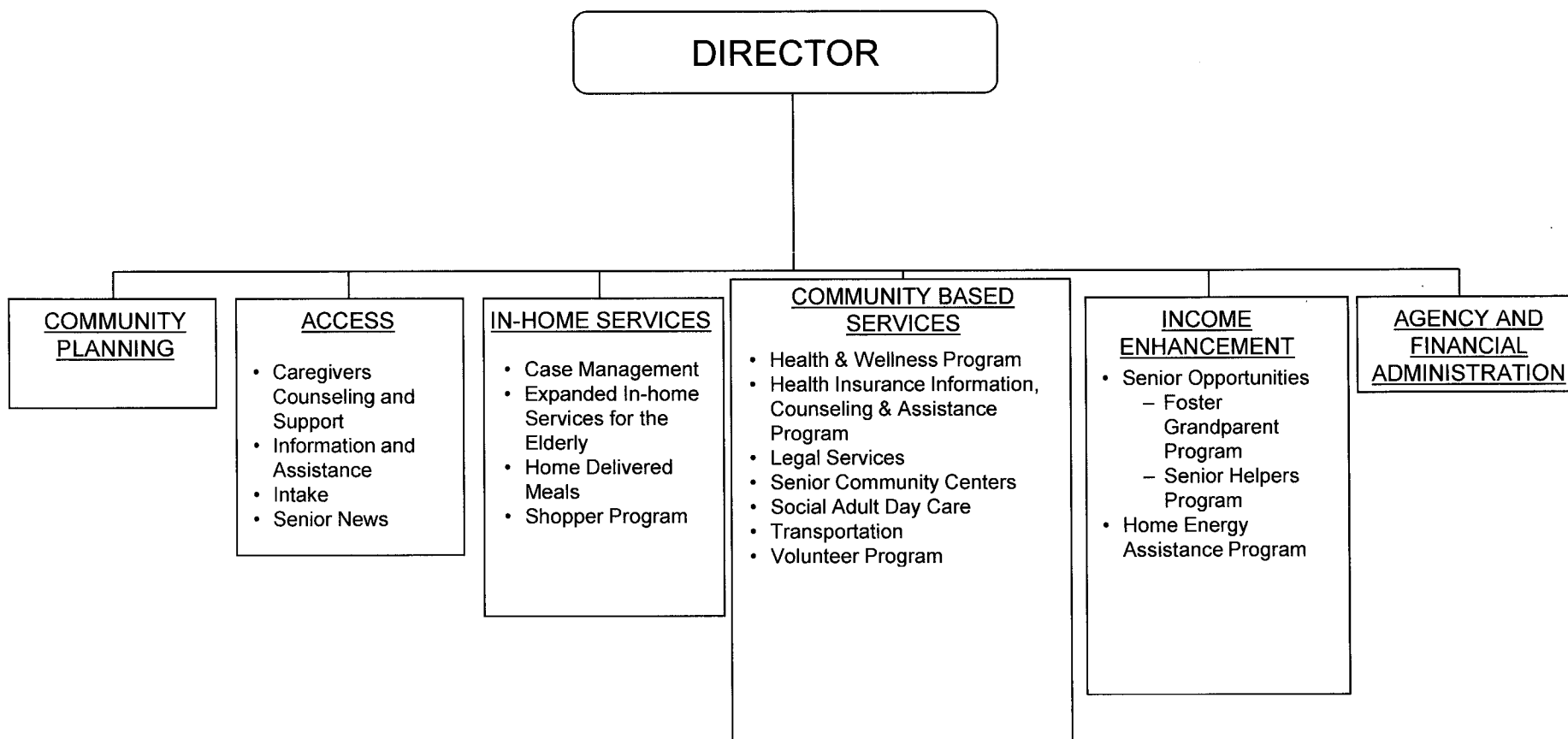
Account	2013 Actuals	2014 Budget	2014 YTD Actuals As of 10/13/14	2015 Budget Requested	2015 Budget Recommended	2015 Budget Adopted
6008009 RETIREE HEALTH INSURANCE	679,496	787,066	565,204	825,388	825,388	825,388
6008010 DISABILITY INSURANCE	1,188	858	461	780	780	780
6008011 UNEMPLOYMENT INSURANCE	8,664	0	4,860	0	0	0
6008013 HEALTH INS - RETIRE INCENTIVE	45,000	10,370	0	0	0	0
0000080 Employee Benefits Totals	2,446,134	3,383,199	2,230,539	3,463,820	3,463,820	3,463,820
0000090 Transfers						
6009002 TRANSFER TO GRANT FUND	0	300,000	300,000	479,262	479,262	479,262
0000090 Transfers Totals	0	300,000	300,000	479,262	479,262	479,262
Exp Totals for Dept: 31000000	13,892,553	12,612,918	8,123,686	12,689,001	12,689,001	12,689,001
Total for Dept: 31000000	-1,864,303	-32,952	-3,312,259	0	0	0

THIS PAGE IS
INTENTIONALLY LEFT BLANK

ECONOMIC ASSISTANCE AND OPPORTUNITY

<u>DEPARTMENT/DIVISION</u>	<u>PAGE</u>
Office for Aging	318
Social Services	
Central Administration	324
Administrative Services	332
Support Services	336
Certification	342
Services	347
Social Service Programs	351
Veterans Services	357

AGING (OFA)



OFFICE FOR AGING

MISSION STATEMENT

To improve and enrich the quality of life for all older persons residing in Broome County by promoting the dignity and independence of the older person and ensuring comprehensive and coordinated services are readily available while fostering public awareness of the value and contribution of older persons to the community.

DESCRIPTION

The Broome County Office for Aging is one of 59 Area Agencies on Aging in New York State. The agency is dedicated to being a focal point for information, advocacy, and coordination of aging services. Services are provided directly by the agency and through contracts with 18 community organizations. Through several locations and programs, the Office for Aging annually provides services to 23% of the senior citizen population of the County.

Office for Aging services fall into four main categories:

1. Access

Caregiver Counseling and Support, Information and Assistance, Intake, and *Senior News* monthly newsletter.

2. In-home Services

Case Management, Expanded In-home Services for the Elderly, Home Delivered Meals, and Shopper Program.

3. Community Based Services

Health and Wellness Programs, Health Insurance Information, Counseling and Assistance Program, Legal Services, Senior Community Centers, Social Adult Day Care, Transportation and Volunteer Program.

4. Benefit Programs

Senior Opportunities – Senior Helpers Program, Foster Grandparents Program and Home Energy Assistance Program (HEAP).

2015 OBJECTIVES

- To adjust services based on available funding and service requests.
- To serve as a leader in coordinating community efforts to define and prioritize needs and plan services to meet those needs of the growing elderly population in Broome County.
- To improve our education and outreach efforts to assure we are reaching those who are most in need of service, including those who are frail, low income, minority, isolated, and those who are caregivers of the elderly.

2015 BUDGET HIGHLIGHTS

- The Office for Aging has seen a large decrease in the mortgage tax revenues in 2014, which is the dedicated funding stream for the agency. It was necessary to reduce the projection in this revenue line by \$300,000 for 2015 from what was projected for 2014. OFA was given a budget reduction target of \$103,126. This target was met with no decrease in service levels by utilizing a new revenue source and an increase in an existing one, as well as a decrease in the chargeback from Central Kitchen due to less depreciation. However, in addition to the target, OFA was able to make up \$100,000 of the revenue shortfall of mortgage tax through various measures.
- The submitted budget includes some expenditure decreases that come with a degree of risk involved. We anticipate flat or reduced funding in the Home Energy Assistance Program. We continue to look for ways that we can save additional dollars as the budget period plays out.

34010006

AGING, OFFICE FOR THE (OFA)

<u>Title of Position</u>	<u>Grade/Unit</u>	<u>2013 Actuals</u>	<u>As of 7/7/2014 Current Authorized</u>	<u>2015 Requested</u>	<u>2015 Recommended</u>	<u>2015 Adopted</u>
<u>FULL TIME</u>						
Director of OFA	F Admin	1	1	1	1	1
Fiscal Services Administrator	24 Admin	1	1	1	1	1
Caseworker	16 CSEA	1	1	1	1	1
Keyboard Specialist	8 CSEA	1	1	1	1	1
Account Clerk	7 CSEA	<u>1</u>	<u>1</u>	<u>1</u>	<u>1</u>	<u>1</u>
Total Full-Time Positions		5	5	5	5	5
<u>PART TIME</u>						
Senior Account Clerk	9 CSEA	1	1	1	1	1
Leisure Time Activities Leader	7 CSEA	<u>1</u>	<u>1</u>	<u>1</u>	<u>1</u>	<u>1</u>
Total Part-Time Positions		2	2	2	2	2
TOTAL POSITIONS		7	7	7	7	7

BROOME COUNTY GOVERNMENT
REVENUE AND APPROPRIATION SUMMARY BY DEPARTMENT

FUND: 1010 General Operating
DEPT: 34000000 Office for Aging

Account	2013 Actuals	2014 Budget	2014 YTD Actuals As of 10/13/14	2015 Budget Requested	2015 Budget Recommended	2015 Budget Adopted
0000002 Departmental Income						
5000106 MORTGAGE TAX	1,258,052	1,350,000	611,000	1,050,000	1,050,000	1,050,000
5000324 OFA CHARGEBACKS 1-3	52,223	48,217	52,454	78,424	78,424	78,424
0000002 Departmental Income Total	1,310,275	1,398,217	663,454	1,128,424	1,128,424	1,128,424
0000006 Sale of Prop and Comp for Loss						
5000518 SALE OF EQUIPMENT	23	0	0	0	0	0
0000006 Sale of Prop and Comp for Loss Total	23	0	0	0	0	0
0000007 Misc Interfund Revenues						
5000545 CREDIT CARD REBATES	154	0	0	0	0	0
0000007 Misc Interfund Revenues Total	154	0	0	0	0	0
Rev Totals for Dept: 34000000	1,310,452	1,398,217	663,454	1,128,424	1,128,424	1,128,424
0000010 Personal Service						
6001000 SALARIES FULL-TIME	251,551	241,676	174,122	244,578	244,578	244,578
6001001 SALARIES PART-TIME	40,965	42,411	26,687	36,933	36,933	36,933
6001002 SALARIES TEMPORARY	0	0	8,638	0	0	0
0000010 Personal Service Totals	292,516	284,087	209,447	281,511	281,511	281,511
0000040 Contractual Expenditures						
6004010 BOOKS AND SUBSCRIPTIONS	188	186	0	209	209	209
6004012 OFFICE SUPPLIES	2,922	3,315	1,808	3,073	3,073	3,073
6004021 BLDG MAINTENANCE SUPPLIES	13	150	0	150	150	150
6004022 FUEL AND HEATING SUPPLIES	17,058	17,750	9,752	25,800	25,800	25,800
6004023 BLDG AND GROUNDS SUPPLIES	304	550	273	500	500	500
6004048 MISC OPERATIONAL SUPPLIES	699	1,106	350	325	325	325
6004100 POSTAGE AND FREIGHT	0	40	0	40	40	40
6004101 TELEPHONE	4,005	4,100	3,050	4,100	4,100	4,100
6004105 DUES AND MEMBERSHIPS	698	675	675	675	675	675

REPORT:BP032

BROOME COUNTY GOVERNMENT
REVENUE AND APPROPRIATION SUMMARY BY DEPARTMENT

FUND: 1010 General Operating
DEPT: 34000000 Office for Aging

Account	2013 Actuals	2014 Budget	2014 YTD Actuals As of 10/13/14	2015 Budget Requested	2015 Budget Recommended	2015 Budget Adopted
6004106 GENERAL OFFICE EXPENSES	694	949	929	950	950	950
6004112 BLDG GROUNDS AND EQUIP REPAIR	0	15,700	14,021	0	0	0
6004113 WATER AND SEWAGE CHARGES	1,794	1,600	935	1,800	1,800	1,800
6004115 ELECTRIC CURRENT	25,491	27,900	17,979	24,450	24,450	24,450
6004117 BUILDING AND GROUNDS EXPENSES	31,409	30,248	25,859	32,129	32,129	32,129
6004137 ADVERTISING AND PROMOTION EXPE	100	50	130	50	50	50
6004138 OTHER OPERATIONAL EXPENSES	1,500	1,168	865	1,207	1,207	1,207
6004160 MILEAGE AND PARKING-LOCAL	28	283	0	283	283	283
6004165 ADVISORY BD/TRUSTEES EXPENSES	225	225	91	225	225	225
6004196 COPYING MACHINE RENTALS	2,131	3,633	2,214	2,988	2,988	2,988
6004504 OTHER FINANCIAL SERVICES	30	250	273	750	750	750
0000040 Contractual Expenditures Totals	89,289	109,878	79,204	99,704	99,704	99,704
0000041 Chargeback Expenses						
6004602 INSURANCE PREMIUM CHARGEBACK	4,065	4,641	3,481	5,157	5,157	5,157
0000041 Chargeback Expenses Totals	4,065	4,641	3,481	5,157	5,157	5,157
0000060 Principal on Indebtedness						
6006008 PRINCIPAL ON CAPITAL LEASE	1,619	0	0	0	0	0
0000060 Principal on Indebtedness Totals	1,619	0	0	0	0	0
0000070 Interest on Indebtedness						
6007005 INTEREST ON CAPITAL LEASE	409	0	0	0	0	0
0000070 Interest on Indebtedness Totals	409	0	0	0	0	0
0000080 Employee Benefits						
6008001 STATE RETIREMENT	41,684	59,216	36,610	48,461	48,461	48,461
6008002 SOCIAL SECURITY	21,127	21,734	14,950	21,536	21,536	21,536
6008004 WORKERS COMPENSATION	3,219	3,039	1,696	3,012	3,012	3,012
6008006 LIFE INSURANCE	105	105	74	105	105	105
6008007 HEALTH INSURANCE	68,396	72,309	50,348	73,185	73,185	73,185
6008009 RETIREE HEALTH INSURANCE	295,112	359,783	255,078	378,355	378,355	378,355
6008010 DISABILITY INSURANCE	640	390	269	390	390	390
6008011 UNEMPLOYMENT INSURANCE	731	0	0	0	0	0
6008013 HEALTH INS - RETIRE INCENTIVE	16,147	18,321	0	0	0	0

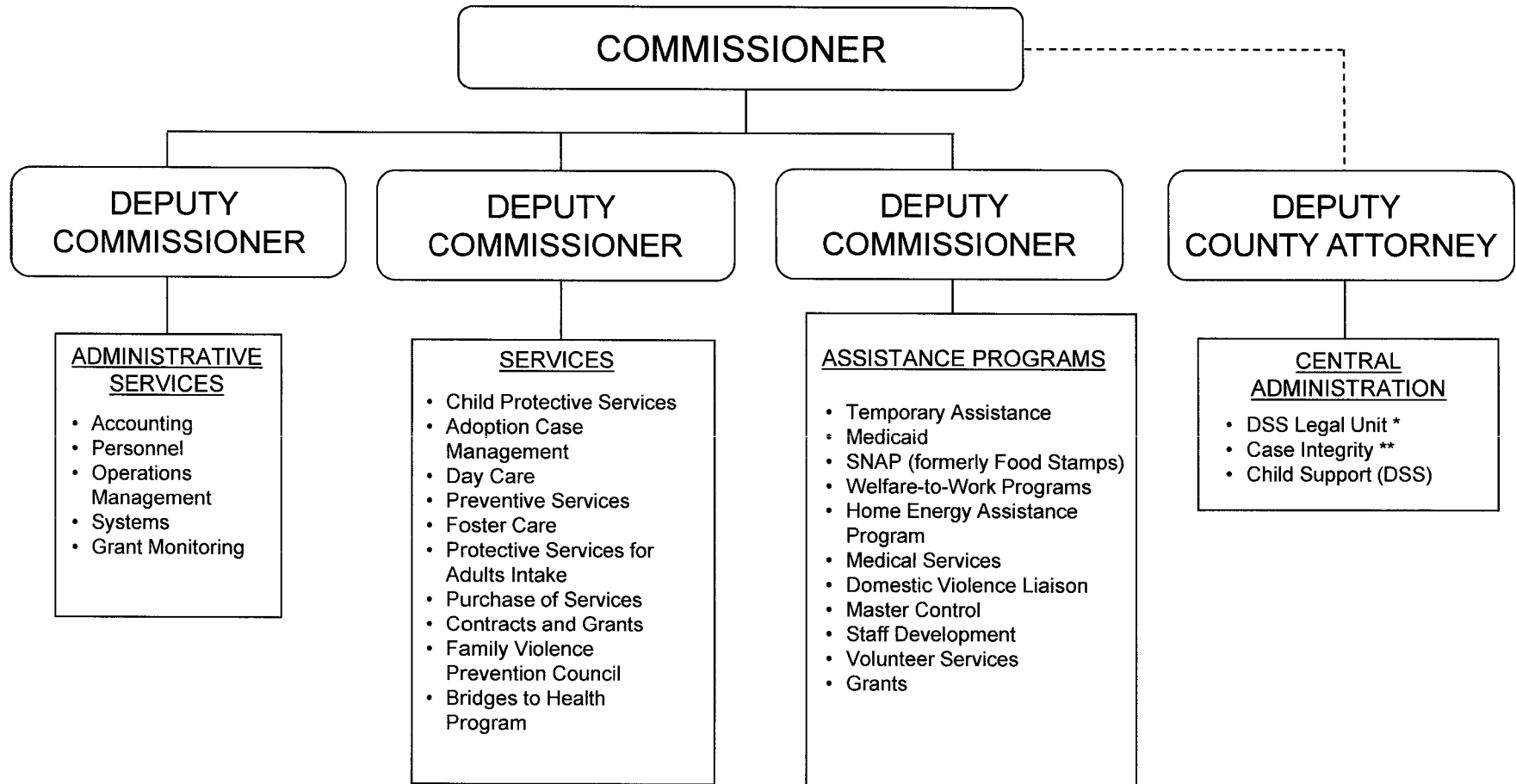
REPORT:BP032

BROOME COUNTY GOVERNMENT
REVENUE AND APPROPRIATION SUMMARY BY DEPARTMENT

FUND: 1010 General Operating
DEPT: 34000000 Office for Aging

Account	2013 Actuals	2014 Budget	2014 YTD Actuals As of 10/13/14	2015 Budget Requested	2015 Budget Recommended	2015 Budget Adopted
0000080 Employee Benefits Totals	447,161	534,897	359,025	525,044	525,044	525,044
0000090 Transfers						
6009002 TRANSFER TO GRANT FUND	888,930	1,144,718	1,144,718	911,185	911,185	911,185
0000090 Transfers Totals	888,930	1,144,718	1,144,718	911,185	911,185	911,185
Exp Totals for Dept: 34000000	1,723,989	2,078,221	1,795,875	1,822,601	1,822,601	1,822,601
Total for Dept: 34000000	-413,537	-680,004	-1,132,421	-694,177	-694,177	-694,177

SOCIAL SERVICES



* In Law Department Budget

** In Department of Public Works, Parks, Recreation & Youth Services-Security Budget

SOCIAL SERVICES – 35
Central Administration – 35020006

MISSION STATEMENT

Staff Development

The Staff Development, Planning and Volunteer Services Unit are committed to improving the organization through its employees and to provide services and resources that enable the organization to realize its goals. This division is results-oriented and focuses on continuous improvement in training, planning, and volunteer services.

Family Violence Prevention Council

The mission of the Family Violence Prevention Council is to reduce the incidence and severity of family violence in Broome County including child abuse and neglect, domestic violence and elder abuse, by developing and implementing a comprehensive, coordinated community program for preventing, as well as identifying, assessing, and treating all forms of family violence.

Operations

The Operations Unit is committed to providing quality service and support to the staff and customers of the organization. This unit focuses on continuous improvement in safety and environmental concerns for the organization.

DESCRIPTION

Staff Development

The Staff Development and Planning Unit are located in Suite 203 on the 2nd floor of the Main Street office and serve all employees of the department. The development and maintenance of the department's educational program is a major function of the unit. In addition, to the

specific duties performed by the unit related to training, planning, and volunteer services, the unit is considered the lead office for major initiatives such as process reengineering, grant writing, organizational communication, and team facilitation.

Family Violence Prevention Council

The Family Violence Prevention Council office and staff are located in the lower level of the Thomas P. Hoke Human Services Building. There are approximately 40 members of the council and an additional group of volunteers that are members to the ten standing committees of the council. Members of the council serve a three year term and the council meets at least six times per year. Committees convene at least six times per year as well.

Operations

The Operations Office is located on the 2nd floor of the Main Street office and serves all employees of the department. Operations include janitorial, maintenance, and courier and mail service, as well as scheduling and maintenance of the agency fleet for staff use in local and out of County travel. Operations tracks and maximizes fleet operations and monitors conditions for safety, security, and cleanliness. In addition, facility projects are coordinated with the landlord, DPW, and vendors.

2015 OBJECTIVES

Staff Development

Training

- Provide mandatory training programs to 100% of all new employees.
- Maintain educational opportunities for employees through SUNY Broome and Binghamton University.

- Provide optimum uses of electronic communication options throughout the training curriculum.

Volunteer Services

- Maintain the current level of volunteer service to the department.

Family Violence Prevention Council

The council has five functions:

INTERAGENCY COORDINATION AND MANGEMENT OF CASES

To provide interagency coordination to maximize institutional responses to family violence by encouraging and / or developing mechanisms to facilitate sharing of information among agencies and coordinating the management of cases.

PROGRAM DEVELOPMENT

To encourage and support the coordinated development of programs and services to provide prompt professional crisis intervention, treatment and prevention services for family violence, the County will review and assess community needs and develop and implement a plan to address those needs.

TRAINING OF PROFESSIONALS

To facilitate early intervention in instances of suspected family violence by: supporting and/or providing training for all professionals to increase their skills in identification/assessment, reporting/referral procedures and appropriate responses.

COMMUNITY EDUCATION

To facilitate the expansion, development and implementation of education and public information programs designed to inform the community of critical family violence issues, heighten community awareness of resources available to prevent and treat family violence,

promote community support for actions directed toward preventing and responding to family violence.

ADVOCACY

To affect the formulation of local, state, and federal policy and legislation relating to all aspects of family violence including funding for programs.

The work of the ten committees focuses on these functions.

Operations

- Continue to maximize the high level of fleet usage
- Continue to purge and destroy old documents and make space for high-density filing systems.

2015 BUDGET HIGHLIGHTS

Staff Development

- None.

Family Violence Prevention Council

- Projects of the Family Violence Prevention Council are funded by donations from the community.

Operations

- None.

35020006

SOCIAL SERVICES/Central Administration

<u>Title of Position</u>	<u>Grade/Unit</u>	<u>2013 Actuals</u>	<u>As of 7/7/2014 Current Authorized</u>	<u>2015 Requested</u>	<u>2015 Recommended</u>	<u>2015 Adopted</u>
<u>FULL TIME</u>						
Commissioner of Social Services*	J Admin	1	1	1	1	1
Staff Development Director	19 BAPA	1	1	1	1	1
Family Violence Prevention Coordinator	20 CSEA	1	1	1	1	1
Staff Development Specialist	17 CSEA	1	1	1	1	1
Secretary	13 CSEA	1	1	1	1	1
Social Services Operations Coordinator	13 CSEA	1	1	1	1	1
Senior Social Services Examiner	13 CSEA	1	1	1	1	1
Courier	9 CSEA	1	1	1	1	1
Keyboard Specialist	8 CSEA	1	1	1	1	1
Custodial Worker	AFSCME	<u>1</u>	<u>1</u>	<u>1</u>	<u>1</u>	<u>1</u>
Total Full-Time Positions		10	10	10	10	10
<u>PART TIME</u>						
Keyboard Specialist	8 CSEA	<u>1</u>	<u>1</u>	<u>1</u>	<u>1</u>	<u>1</u>
Total Part-Time Positions		1	1	1	1	1
TOTAL POSITIONS		11	11	11	11	11

* Position is a shared position and shared funding with Mental Health Department

REPORT:BP033

BROOME COUNTY GOVERNMENT
REVENUE AND APPROPRIATION SUMMARY
BY DEPARTMENT AND DIVISION

FUND: 1010 General Operating
DEPT: 35000000 Social Services
DIV: 02 Soc Svcs-Central Admin

Account	2013 Actuals	2014 Budget	2014 YTD Actuals As of 10/13/14	2015 Budget Requested	2015 Budget Recommended	2015 Budget Adopted
0000002 Departmental Income						
5000152 REPAYMENTS OF TANF	988,780	1,230,850	820,716	1,140,170	1,140,170	1,140,170
5000239 CSE PLACEMENTS	291,943	221,952	254,128	284,160	284,160	284,160
5000312 RENTAL CHARGEBACKS	0	0	0	21,087	21,087	21,087
5000331 CHARGEBACK TO GRANTS	155,198	249,472	274,862	336,832	336,832	336,832
5000333 OTHER DEPARTMENTAL CHARGEBACK	6,324	6,008	4,506	3,199	3,199	3,199
5000426 MISCELLANEOUS	3,511	3,864	3,184	3,967	3,967	3,967
0000002 Departmental Income Totals	1,445,756	1,712,146	1,357,396	1,789,415	1,789,415	1,789,415
0000003 Use of Money						
5000451 INTEREST AND EARNINGS	35,375	33,364	14,322	36,770	36,770	36,770
5000471 COMMISSIONS	2,008	4,199	817	2,598	2,598	2,598
0000003 Use of Money Totals	37,383	37,563	15,139	39,368	39,368	39,368
0000006 Sale of Prop and Comp for Loss						
5000518 SALE OF EQUIPMENT	156	0	0	0	0	0
0000006 Sale of Prop and Comp for Loss Totals	156	0	0	0	0	0
0000007 Misc Interfund Revenues						
5000533 UNCLASSIFIED REVENUES	25,537	15,212	22,257	22,758	22,758	22,758
5000534 TRANSFER FROM INSURANCE RESERV	13,290	12,748	12,896	0	0	0
5000545 CREDIT CARD REBATES	79	0	0	0	0	0
0000007 Misc Interfund Revenues Totals	38,906	27,960	35,153	22,758	22,758	22,758
0000008 State Aid						
5000854 TANF	-1	0	0	0	0	0
5000855 SOCIAL SERVICES ADMINISTRATION	4,814,258	6,393,255	3,591,479	6,635,980	6,635,980	6,635,980
0000008 State Aid Totals	4,814,257	6,393,255	3,591,479	6,635,980	6,635,980	6,635,980
0000009 Federal Aid						
5000923 MEDICAL ASSISTANCE	63,656	0	0	0	0	0
5000925 SOCIAL SERVICES ADMINISTRATION	9,688,137	10,009,224	6,614,223	10,170,743	10,190,232	10,190,232
5000926 A 87 FEDERAL REVENUE	457,477	468,268	281,359	451,775	451,775	451,775

BROOME COUNTY GOVERNMENT
REVENUE AND APPROPRIATION SUMMARY
BY DEPARTMENT AND DIVISION

FUND: 1010 General Operating
DEPT: 35000000 Social Services
DIV: 02 Soc Svcs-Central Admin

Account	2013 Actuals	2014 Budget	2014 YTD Actuals As of 10/13/14	2015 Budget Requested	2015 Budget Recommended	2015 Budget Adopted
0000009 Federal Aid Totals	10,209,270	10,477,492	6,895,582	10,622,518	10,642,007	10,642,007
Rev Total for Div: 3502	16,545,728	18,648,416	11,894,749	19,110,039	19,129,528	19,129,528
0000010 Personal Service						
6001000 SALARIES FULL-TIME	484,127	498,224	360,955	497,524	497,524	497,524
6001001 SALARIES PART-TIME	11,647	13,056	9,634	13,448	13,448	13,448
6001009 OTHER PERSONNEL SERVICES	275	275	275	275	275	275
0000010 Personal Service Totals	496,049	511,555	370,864	511,247	511,247	511,247
0000040 Contractual Expenditures						
6004010 BOOKS AND SUBSCRIPTIONS	837	1,600	387	1,600	1,600	1,600
6004012 OFFICE SUPPLIES	5,727	13,120	5,079	10,000	10,000	10,000
6004020 DPW BLDG SERVICE SUPPLIES	0	600	0	600	600	600
6004022 FUEL AND HEATING SUPPLIES	21,168	25,932	18,197	25,932	25,932	25,932
6004023 BLDG AND GROUNDS SUPPLIES	12,491	17,153	7,738	15,000	15,000	15,000
6004045 TRAINING AND EDUCATIONAL SUPPL	1,459	1,500	1,004	1,500	1,500	1,500
6004046 GAS OIL GREASE AND DIESEL FUEL	1,680	5,500	1,048	3,500	3,500	3,500
6004048 MISC OPERATIONAL SUPPLIES	29	0	54	0	0	0
6004054 SAFETY SUPPLIES	130	360	0	360	360	360
6004055 COMPUTER SOFTWARE AND SUPPLIES	11,037	9,290	0	7,558	7,558	7,558
6004056 COMPUTER EQUIPMENT(NON CAPITAL	63,686	0	294	0	0	0
6004100 POSTAGE AND FREIGHT	116	7,250	19	5,000	5,000	5,000
6004101 TELEPHONE	308	565	806	565	565	565
6004105 DUES AND MEMBERSHIPS	1,105	5,734	4,705	5,734	5,734	5,734
6004106 GENERAL OFFICE EXPENSES	2,641	5,000	3,305	3,500	3,500	3,500
6004111 BUILDING AND LAND RENTAL	759,345	773,826	644,855	789,212	789,212	789,212
6004115 ELECTRIC CURRENT	98,791	124,149	69,194	111,286	111,286	111,286
6004117 BUILDING AND GROUNDS EXPENSES	26,581	25,927	32,803	27,223	27,223	27,223
6004137 ADVERTISING AND PROMOTION EXPE	426	1,000	370	1,000	1,000	1,000
6004138 OTHER OPERATIONAL EXPENSES	2,032	1,000	469	1,000	1,000	1,000
6004160 MILEAGE AND PARKING-LOCAL	30	210	151	210	210	210
6004161 TRAVEL HOTEL AND MEALS	0	1,300	78	1,000	1,000	1,000
6004162 EDUCATION AND TRAINING	20	1,200	0	1,000	1,000	1,000
6004164 NON-EMPLOYEE TRAVEL HOTEL & ME	3,204	4,914	1,689	3,438	3,438	3,438

REPORT:BP033

BROOME COUNTY GOVERNMENT
REVENUE AND APPROPRIATION SUMMARY
BY DEPARTMENT AND DIVISION

FUND: 1010 General Operating
DEPT: 35000000 Social Services
DIV: 02 Soc Svcs-Central Admin

Account	2013 Actuals	2014 Budget	2014 YTD Actuals As of 10/13/14	2015 Budget Requested	2015 Budget Recommended	2015 Budget Adopted
6004165 ADVISORY BD/TRUSTEES EXPENSES	1,436	1,900	1,201	1,900	1,900	1,900
6004168 OTHER PERSONAL EXPENSES	62	120	60	120	120	120
6004169 DAY TRIP MEAL REIMBURSEMENT	16	300	8	300	300	300
6004192 SOFTWARE MAINTENANCE	23,059	23,650	23,720	23,720	23,720	23,720
6004195 HARDWARE RENTAL	3,292	3,600	2,897	3,600	3,600	3,600
6004196 COPYING MACHINE RENTALS	18,285	21,739	14,864	20,088	20,088	20,088
6004200 PROPERTY LOSS	10,113	11,391	11,539	0	0	0
6004203 INSURANCE CLAIMS	3,177	1,357	1,357	0	0	0
6004500 ACCTG AND COST ALLOCATION SERV	7,000	7,000	7,000	7,000	7,000	7,000
6004573 OTHER FEES FOR SERVICES	65,953	103,892	48,115	103,892	103,892	103,892
6004591 CASH SHORT AND OVER	-7	0	-5	0	0	0
6005003 DISCOVERY CENTER	5,152	4,816	0	5,152	4,816	4,816
6005016 BROOME CO COOP EXT ASSN	288,947	270,087	202,565	316,539	316,539	316,539
6005019 ACCORD DISPUTE RESOLUTION CENT	1,000	0	0	0	0	0
0000040 Contractual Expenditures Totals	1,440,328	1,476,982	1,105,566	1,498,529	1,498,193	1,498,193
0000041 Chargeback Expenses						
6004602 INSURANCE PREMIUM CHARGEBACK	20,658	25,537	12,769	5,585	5,585	5,585
6004604 DPW SECURITY CHARGEBACKS	1,220,925	1,350,388	621,941	1,274,128	1,315,157	1,315,157
6004605 COUNTY ATTORNEY CHARGEBACKS	995,050	1,176,506	478,917	1,121,423	1,121,423	1,121,423
6004606 TELEPHONE BILLING ACCOUNT	11,654	11,980	6,007	17,036	17,036	17,036
6004609 DATA PROCESSING CHARGEBACKS	354,947	426,454	213,227	442,446	442,446	442,446
6004614 OTHER CHARGEBACK EXPENSES	8,713	5,758	6,315	14,954	14,954	14,954
6004615 GASOLINE CHARGEBACK	49,264	67,500	36,024	60,287	60,287	60,287
6004616 FLEET SERVICE CHARGEBACK	51,043	58,006	58,006	60,237	60,237	60,237
6004617 DUPLICATING/PRINTING CHARGEBAC	27,299	30,450	21,498	31,595	31,595	31,595
6004618 OFFICE SUPPLIES CHARGEBACK	76,057	88,200	55,264	87,330	87,330	87,330
6004619 BUILDING SERVICE CHARGEBACK	56,440	80,000	35,025	82,700	82,700	82,700
6004626 TRANSPORTATION SERVICES CHARGE	53,863	53,505	53,505	86,257	86,257	86,257
0000041 Chargeback Expenses Totals	2,925,913	3,374,284	1,598,498	3,283,978	3,325,007	3,325,007
0000060 Principal on Indebtedness						
6006008 PRINCIPAL ON CAPITAL LEASE	3,924	0	0	0	0	0
0000060 Principal on Indebtedness Totals	3,924	0	0	0	0	0
0000070 Interest on Indebtedness						
6007005 INTEREST ON CAPITAL LEASE	312	0	0	0	0	0

BROOME COUNTY GOVERNMENT
 REVENUE AND APPROPRIATION SUMMARY
 BY DEPARTMENT AND DIVISION

FUND: 1010 General Operating
 DEPT: 35000000 Social Services
 DIV: 02 Soc Svcs-Central Admin

Account	2013 Actuals	2014 Budget	2014 YTD Actuals As of 10/13/14	2015 Budget Requested	2015 Budget Recommended	2015 Budget Adopted
0000070 Interest on Indebtedness Totals	312	0	0	0	0	0
0000080 Employee Benefits						
6008001 STATE RETIREMENT	99,646	116,494	80,311	103,230	103,230	103,230
6008002 SOCIAL SECURITY	35,903	39,111	26,544	39,087	39,087	39,087
6008004 WORKERS COMPENSATION	3,954	5,364	1,894	6,067	6,067	6,067
6008006 LIFE INSURANCE	161	165	122	165	165	165
6008007 HEALTH INSURANCE	105,376	114,663	84,970	121,066	121,066	121,066
6008009 RETIREE HEALTH INSURANCE	79,852	87,757	58,505	81,253	81,253	81,253
6008010 DISABILITY INSURANCE	953	546	463	546	546	546
0000080 Employee Benefits Totals	325,845	364,100	252,809	351,414	351,414	351,414
Exp Total for Div: 3502	5,192,371	5,726,921	3,327,737	5,645,168	5,685,861	5,685,861
Total for Div: 35000000	11,353,357	12,921,495	8,567,012	13,464,871	13,443,667	13,443,667

SOCIAL SERVICES - 35
Administrative Services - 35010006

MISSION STATEMENT

The Administrative Services Unit of the Department of Social Services ensures the department's compliance with fiscal and operation policies dictated by the federal and state governments regarding claims and revenue. It is this department's goal to assist our County government in understanding and pursuing the most advantageous use of our welfare funding.

DESCRIPTION

Administrative Services is responsible for a variety of functions. Included are: budget preparation, fiscal planning, accounting, security, operations management, resources, third party health insurance, and personnel as provided for in Article XVII (1) (a) of the New York State Constitution, and various sections, Title 18 of the New York State Code Rules and Regulations.

2015 OBJECTIVES

- Prepare a budget that will meet the needs of our clients and be financially sound.
- Provide timely and accurate payments to clients and to providers on behalf of our clients in all program areas.
- Prepare monthly claims for state and federal reimbursement of program and administrative expenditures.
- To assist external auditors in their audit of department records.
- Maintain individual personnel files for all employees which includes: personnel data records (PDR), leave of absences and disability forms, bi-weekly payroll, and computerized sick and vacation records for more accurate and efficient record keeping.

2015 BUDGET HIGHLIGHTS

- Ongoing reengineering effort to focus on efficiencies and cost reductions.
- Continue department wide imaging program to increase efficiencies and reduce dependence on paper files.
- Fiscal measurement reporting has been rolled out and will continue to be reviewed on a monthly basis.
- Continue documenting, updating, and flow charting all financial processes to enhance departmental controls and to optimize process efficiencies.

35010006

SOCIAL SERVICES/Administrative Services

<u>Title of Position</u>	<u>Grade/Unit</u>	<u>2013 Actuals</u>	<u>As of 7/7/2014 Current Authorized</u>	<u>2015 Requested</u>	<u>2015 Recommended</u>	<u>2015 Adopted</u>
<u>FULL TIME</u>						
Deputy Comm. of Social Services/Admin. Services*	G Admin	1	1	1	1	1
Fiscal Services Administrator	24 Admin	0	0	1	1	1
Accounting Supervisor Grade A	21 BAPA	1	1	0	0	0
Senior Accountant	18 BAPA	1	1	1	1	1
Accountant (County)	16 CSEA	1	1	1	1	1
Resource Consultant	14 CSEA	1	1	1	1	1
Computer Operator	13 CSEA	1	1	1	1	1
Principal Account Clerk	13 CSEA	4	4	4	4	4
Secretary	13 CSEA	1	1	1	1	1
Senior Account Clerk	9 CSEA	5	5	5	5	5
Keyboard Specialist	8 CSEA	2	2	2	2	2
Senior Clerk	8 CSEA	3	3	3	3	3
Account Clerk	7 CSEA	1	1	1	1	1
Clerk	6 CSEA	1	1	1	1	1
Total Full-Time Positions		23	23	23	23	23
<u>PART TIME</u>						
Total Part-Time Positions		0	0	0	0	0
TOTAL POSITIONS		23	23	23	23	23

* Unfund position in 2015

REPORT:BP033

BROOME COUNTY GOVERNMENT
REVENUE AND APPROPRIATION SUMMARY
BY DEPARTMENT AND DIVISION

FUND: 1010 General Operating
DEPT: 35000000 Social Services
DIV: 01 Soc Svcs-Admin Svcs

Account	2013 Actuals	2014 Budget	2014 YTD Actuals As of 10/13/14	2015 Budget Requested	2015 Budget Recommended	2015 Budget Adopted
35000000 Social Services						
0000002 Departmental Income						
5000151 REPAYMENT OF MEDICAL ASSISTANC	-26,309	0	0	0	0	0
0000002 Departmental Income Totals	-26,309	0	0	0	0	0
0000008 State Aid						
5000855 SOCIAL SERVICES ADMINISTRATION	-1	0	0	0	0	0
0000008 State Aid Totals	-1	0	0	0	0	0
Rev Total for Div: 3501	-26,310	0	0	0	0	0
0000010 Personal Service						
6001000 SALARIES FULL-TIME	734,473	854,925	573,914	796,278	796,278	796,278
6001003 SALARIES OVERTIME	2,421	3,090	168	3,090	3,090	3,090
0000010 Personal Service Totals	736,894	858,015	574,082	799,368	799,368	799,368
0000040 Contractual Expenditures						
6004012 OFFICE SUPPLIES	8,447	7,638	3,490	7,638	7,638	7,638
6004055 COMPUTER SOFTWARE AND SUPPLIES	0	700	0	0	0	0
6004106 GENERAL OFFICE EXPENSES	0	200	0	0	0	0
6004160 MILEAGE AND PARKING-LOCAL	4	0	0	0	0	0
6004161 TRAVEL HOTEL AND MEALS	3,229	2,750	2,863	2,750	2,750	2,750
6004162 EDUCATION AND TRAINING	358	975	164	975	975	975
6004169 DAY TRIP MEAL REIMBURSEMENT	128	250	0	250	250	250
0000040 Contractual Expenditures Totals	12,166	12,513	6,517	11,613	11,613	11,613
0000041 Chargeback Expenses						
6004606 TELEPHONE BILLING ACCOUNT	4,893	4,696	2,646	8,282	8,282	8,282
0000041 Chargeback Expenses Totals	4,893	4,696	2,646	8,282	8,282	8,282

BROOME COUNTY GOVERNMENT
 REVENUE AND APPROPRIATION SUMMARY
 BY DEPARTMENT AND DIVISION

FUND: 1010 General Operating
 DEPT: 35000000 Social Services
 DIV: 01 Soc Svcs-Admin Svcs

Account	2013 Actuals	2014 Budget	2014 YTD Actuals As of 10/13/14	2015 Budget Requested	2015 Budget Recommended	2015 Budget Adopted
0000080 Employee Benefits						
6008001 STATE RETIREMENT	110,475	167,281	111,875	140,070	140,070	140,070
6008002 SOCIAL SECURITY	53,767	65,636	41,404	61,153	61,153	61,153
6008004 WORKERS COMPENSATION	6,782	9,204	3,177	10,107	10,107	10,107
6008006 LIFE INSURANCE	298	345	229	330	330	330
6008007 HEALTH INSURANCE	142,806	182,047	121,490	189,684	189,684	189,684
6008009 RETIREE HEALTH INSURANCE	190,052	210,508	135,907	226,134	226,134	226,134
6008010 DISABILITY INSURANCE	2,090	1,560	1,038	1,560	1,560	1,560
6008011 UNEMPLOYMENT INSURANCE	20,100	0	14,898	0	0	0
6008013 HEALTH INS - RETIRE INCENTIVE	1,494	0	0	0	0	0
0000080 Employee Benefits Totals	527,864	636,581	430,018	629,038	629,038	629,038
Exp Total for Div: 3501	1,281,817	1,511,805	1,013,263	1,448,301	1,448,301	1,448,301
Total for Div: 35000000	-1,308,127	-1,511,805	-1,013,263	-1,448,301	-1,448,301	-1,448,301

SOCIAL SERVICES - 35
Support Services - 35060006

MISSION STATEMENT

Master Control

To provide vital, diversified service to all divisions in the department.

Child Support Enforcement Unit (CSEU)/Support Collection Unit (SCU)

The Child Support Enforcement Unit (CSEU) and the Support Collection Unit (SCU) are responsible for establishing and enforcing support orders against legally responsible relatives, and on behalf of public assistance applicants/recipients, as well as for non-applicant/recipient individuals who make application for child support services. These units are also responsible for establishment of paternity for all children born out of wedlock for these applicants as well, as necessary. The CSEU also has a responsibility to secure a court order for third party health insurance on behalf of all children in receipt of public assistance and Medicaid only benefits. Additionally, the SCU has primary responsibility to collect, monitor, and enforce all support as ordered made payable through it by any court of competent jurisdiction.

Medical Services

Within the scope of the Medicaid program provide access to appropriate, quality health care services for the Medicaid recipient by directing recipients to health and education services, identify trends and needs in the community health care system, work collaboratively with community providers to develop programs and health services, maximize all payer sources as well as federally supported categories of medical assistance.

Welfare Management System (WMS)

The Welfare Management System (WMS) Division administers local Department of Social Services electronic data processing and Administrative systems. This division also coordinates the interface between the WMS, the Medicaid Management Information System (MMIS), the Electronic Medicaid Eligibility Verification System (EMEVS), the Electronic Benefit Issuance Control Subsystem (EBICS), the Client Notice System (CNS), and in the mechanism for issuance of the Common Benefit Identification Card (CBIC).

Additionally, the division maintains the overall responsibility for all Electronic Data Processing (EDP) procedures that affect the department, including maximizing the efficiency of the department by designing and implementing personal computer applications. Electronic Benefit Transfer (EBT) Electronic procedure that allows recipients the ability to redeem benefits directly from authorized vendors and ATM machines. The Welfare Management System is authorized under Title 18, Part 655.1, Chapter 2 subchapter g, of the New York State Social Services Law.

DESCRIPTION

Master Control

This unit prepares Temporary Assistance, non-Temporary Assistance SNAP, and Medicaid applications assigning case numbers, and entering each one into the master control database. Master control prepares statistical reports, orders and distributes state and local forms. Master Control is responsible for the agency telephone switchboard and is the records custodian for all active, ancillary, and closed Temporary Assistance, SNAP, and Medicaid cases. The unit also houses two scanning stations and is responsible for scanning all temporary assistance openings and denials; temporary assistance recertification and miscellaneous paperwork from TA undercare and SNAP. The Master Control staff is also responsible for the finger

imaging of all applicants for the Temporary Assistance, and the issuing of benefit cards for Expedited SNAP and Temporary Assistance applicants and recipients.

Child Support Enforcement Unit (CSEU)/Support Collection Unit (SCU)

CSEU: location of non-custodial parents (NCP), financial investigation of NCP, health insurance investigation, non-support and/or paternity petition preparation and filing, arrange (County provided) legal representation as necessary and appropriate, assistance with identifying and obtaining any and all supportive information or documentation, preparation of any and all other documentation as necessary, monitor and maintain case, update and re-investigate as needed. SCU: Receive order of support from various courts, create and maintain support account, collect and disburse support payments, prepare and file non-payment violation petitions. Submits accounts for eligible enforcement processes, including but not limited to income execution for immediate wage withholding, federal and NYS Tax Intercept, property execution, and revocation of driving privileges.

2015 OBJECTIVES

Master Control

- Provide ongoing records management for Social Services case documents.
- Provide support services for Temporary Assistance, Medical Assistance, and Non-Public Assistance SNAP case preparation and department-wide telephone support.
- Continue inputting case numbers and corresponding information into the Master Control database.
- Continue scanning Temporary Assistance and SNAP cases as they close and/or are denied to aid in our space problem.
- Continue to provide excellent customer service to all.

- Continue to finger image applicants according to the AFIS plan of operation.

Child Support Enforcement Unit (CSEU)/Support Collection Unit (SCU)

- Increase total child support collections for 2015.
- Filling of existing staff vacancy's in both the SCU and the CSEU.
- To continue to meet or exceed federal and New York State mandated performances measures through intensive review of cases identified by NYS's Department of Child Support Enforcement. Review of over 2,000 cases will result in additional petition filings for paternity and support, in addition to securing court orders for third party health insurance. Approval of overtime funding will assist in case review. Securing orders for child support and third party health insurance are a potential cost avoidance for Broome County.

Medical Services

- Maintain operations of the Mandatory Medicaid Managed Care Program that allows for increased access to primary care services for the TANF, Safety Net, and SSI populations.
- Implement NYS Medicaid Redesign Team Projects aimed at reforming the system and reducing costs, including Managed Care Benefit Expansion and State Takeover of Administration of the Medicaid program.
- Continue the operations of the Managed Care Enrollment Team to provide information to clients about Mandatory Managed Care, plan options and provider networks so clients are able to make an informed choice and avoid auto assignments into managed care plans.

- Process eligibility for the Medicaid for Pregnant Women Program recipients.

Welfare Management System (WMS)

- Continue implementation of various applications including Connections (Build 18) and voice recognition software.
- Develop applications for the Viking.
- Implement records imaging solution for the department.
- Continue Human Services Enterprise Network (HSEN) Development to fully integrate the state and local systems.
- Continue development of reports using the Sidney on SQL Server and COGNOS Impromptu.
- Process all applications and authorizations in data entry within a 24 to 36 hour timeframe.

2015 BUDGET HIGHLIGHTS

Master Control

- Provide case file management support for 12,000 Assistance Program applicants.
- Scan, index, commit, and quality control assurance for 175,000 documents per month.

Child Support Enforcement Unit (CSEU)/Support Collection Unit (SCU)

- Through full staffing to meet or exceed number of child support petitions filed in 2014, which will lead to increase in child support collected.
- To increase the unit's Paternity Establishment Percentage (PEP) from 92.22% as of December 31, 2013 to 95.00% by December 31, 2015. The minimum federal performance standard for this category is 90.00%.
- Continue to increase the unit's Support Enforcement Performance (SEP) to meet or exceed the minimum federal

performance standard of 80%. Broome is currently at 89.88% as of December 31, 2013.

Medical Services

- By December 31, 2015 targeted enrollment for Broome's Medicaid Managed Care Program: 35,000 mandatory enrollees, pending plan capacity.
- By December 31, 2015 targeted enrollment for Family Health Plus: 0. *Family Health Plus will be transitioned to Insurance Affordability Programs under the Affordability Care Act.
- Maintain health plan auto-assignments rate below 20% of total enrollment.
- Determine presumptive eligibility for 1,000 Medicaid for Pregnant Women Program recipients: 85% of the eligibility determinations will be conducted in the first trimester of pregnancy.

Welfare Management System (WMS)

- Provide 19,523 authorizations per month.
- Perform 390,460 transactions per month.

35060006

SOCIAL SERVICES/Support Services

<u>Title of Position</u>	<u>Grade/Unit</u>	<u>2013 Actuals</u>	<u>As of 7/7/2014 Current Authorized</u>	<u>2015 Requested</u>	<u>2015 Recommended</u>	<u>2015 Adopted</u>
<u>FULL TIME</u>						
Welfare Management Systems Coordinator	20 BAPA	1	1	1	1	1
Coordinator of Child Support Enforcement	20 BAPA	1	1	1	1	1
Supervising Support Investigator	17 BAPA	1	1	1	1	1
Support Collection Supervisor	17 BAPA	1	1	1	1	1
Coordinator of Volunteer Services	16 BAPA	1	1	1	1	1
Senior Support Investigator	16 CSEA	1	1	1	1	1
Assistant Support Collection Supervisor	13 CSEA	1	1	1	1	1
Family Courts Liaison	12 CSEA	2	2	2	2	2
Social Services Examiner	11 CSEA	1	1	1	1	1
Support Investigator	11 CSEA	10	10	10	10	10
Child Support Specialist	9 CSEA	5	5	5	5	5
Senior Account Clerk	9 CSEA	2	2	2	2	2
Data Entry Machine Operator	8 CSEA	5	5	5	5	5
Keyboard Specialist	8 CSEA	3	3	3	3	3
Senior Clerk	8 CSEA	1	1	1	1	1
Account Clerk	7 CSEA	3	3	3	3	3
Telephone Operator	7 CSEA	1	1	1	1	1
Clerk	6 CSEA	<u>1</u>	<u>1</u>	<u>1</u>	<u>1</u>	<u>1</u>
Total Full-Time Positions		41	41	41	41	41
<u>PART TIME</u>						
Systems Analyst	24 BAPA	<u>1</u>	<u>1</u>	<u>1</u>	<u>1</u>	<u>1</u>
Total Part-Time Positions		1	1	1	1	1
TOTAL POSITIONS		42	42	42	42	42

REPORT:BP033

BROOME COUNTY GOVERNMENT
REVENUE AND APPROPRIATION SUMMARY
BY DEPARTMENT AND DIVISION

FUND: 1010 General Operating
DEPT: 35000000 Social Services
DIV: 06 Soc Svcs-Support Svcs

Account	2013 Actuals	2014 Budget	2014 YTD Actuals As of 10/13/14	2015 Budget Requested	2015 Budget Recommended	2015 Budget Adopted
0000010 Personal Service						
6001000 SALARIES FULL-TIME	1,381,955	1,506,212	1,038,938	1,507,179	1,507,179	1,507,179
6001001 SALARIES PART-TIME	49,137	50,706	36,831	50,586	50,586	50,586
6001003 SALARIES OVERTIME	20,144	24,500	14,577	20,185	20,185	20,185
0000010 Personal Service Totals	1,451,236	1,581,418	1,090,346	1,577,950	1,577,950	1,577,950
0000040 Contractual Expenditures						
6004012 OFFICE SUPPLIES	26,553	31,251	16,755	30,000	30,000	30,000
6004055 COMPUTER SOFTWARE AND SUPPLIES	21,994	29,656	15,431	21,000	21,000	21,000
6004100 POSTAGE AND FREIGHT	1,140	1,185	1,251	1,289	1,289	1,289
6004106 GENERAL OFFICE EXPENSES	3,193	3,442	2,484	3,442	3,442	3,442
6004161 TRAVEL HOTEL AND MEALS	1,427	1,800	1,393	1,500	1,500	1,500
6004162 EDUCATION AND TRAINING	318	650	164	500	500	500
6004168 OTHER PERSONAL EXPENSES	3	150	0	150	150	150
6004169 DAY TRIP MEAL REIMBURSEMENT	0	200	0	200	200	200
6004196 COPYING MACHINE RENTALS	1,796	6,001	4,320	5,760	5,760	5,760
6004402 LAB SERVICES	15,732	22,000	9,348	20,000	20,000	20,000
6004573 OTHER FEES FOR SERVICES	14,834	20,915	11,796	20,915	20,915	20,915
0000040 Contractual Expenditures Totals	86,990	117,250	62,942	104,756	104,756	104,756
0000041 Chargeback Expenses						
6004606 TELEPHONE BILLING ACCOUNT	7,873	7,857	4,352	14,173	14,173	14,173
0000041 Chargeback Expenses Totals	7,873	7,857	4,352	14,173	14,173	14,173
0000060 Principal on Indebtedness						
6006008 PRINCIPAL ON CAPITAL LEASE	2,814	0	0	0	0	0
0000060 Principal on Indebtedness Totals	2,814	0	0	0	0	0
0000070 Interest on Indebtedness						
6007005 INTEREST ON CAPITAL LEASE	1,326	0	0	0	0	0
0000070 Interest on Indebtedness Totals	1,326	0	0	0	0	0

BROOME COUNTY GOVERNMENT
 REVENUE AND APPROPRIATION SUMMARY
 BY DEPARTMENT AND DIVISION

FUND: 1010 General Operating
 DEPT: 35000000 Social Services
 DIV: 06 Soc Svcs-Support Svcs

Account	2013 Actuals	2014 Budget	2014 YTD Actuals As of 10/13/14	2015 Budget Requested	2015 Budget Recommended	2015 Budget Adopted
0000080 Employee Benefits						
6008001 STATE RETIREMENT	281,332	337,346	226,808	299,690	299,690	299,690
6008002 SOCIAL SECURITY	104,439	121,126	77,750	120,714	120,714	120,714
6008004 WORKERS COMPENSATION	12,276	16,304	5,855	18,497	18,497	18,497
6008006 LIFE INSURANCE	588	630	442	630	630	630
6008007 HEALTH INSURANCE	352,013	417,807	269,415	403,601	403,601	403,601
6008009 RETIREE HEALTH INSURANCE	148,857	178,217	101,852	128,033	128,033	128,033
6008010 DISABILITY INSURANCE	3,985	2,808	1,859	2,808	2,808	2,808
6008011 UNEMPLOYMENT INSURANCE	4,121	0	1,381	0	0	0
6008013 HEALTH INS - RETIRE INCENTIVE	6,712	0	0	0	0	0
0000080 Employee Benefits Totals	914,323	1,074,238	685,362	973,973	973,973	973,973
Exp Total for Div: 3506	2,464,562	2,780,763	1,843,002	2,670,852	2,670,852	2,670,852
Total for Div: 35000000	-2,464,562	-2,780,763	-1,843,002	-2,670,852	-2,670,852	-2,670,852

SOCIAL SERVICES - 35
Certification – 35030006

(Includes Public Assistance, Medical Assistance, SNAP, Welfare to Work and Child Assistance Program)

MISSION STATEMENT

Temporary Assistance

To determine initial and continuing eligibility for cash grant programs, including emergency assistance, within statutory time limits and ensuring program integrity; to utilize diversion such as one-time cash assistance or referral to other programs/benefits. To enable recipients to achieve self-sufficiency by utilizing aggressive case management with the assistance of the Welfare to Work unit. Temporary assistance is administered under the authority of the New York State Social Services Law and Title 18 of the New York Code of Rules and Regulations.

Medical Assistance

To determine initial and continuing eligibility for medical assistance, within statutory time limits, responsively and accurately to facilitate self-sufficiency; to utilize third party health insurance and Medicare benefits; to maximize federal reimbursement through the utilization of federal categories; to involve eligible Medicaid recipients in managed care. Medical assistance is administered under the authority of the New York State Health Department Law and Title 18 of the New York Code of Rules and Regulations.

Supplemental Nutrition Assistance Program (SNAP)

To determine initial and continuing eligibility for SNAP, within statutory time limits, responsively and accurately; to refer appropriate food stamp recipients to the Welfare to Work unit for participation in employment programs to facilitate self-sufficiency; to increase

participation in the program in line with New York State directives; to comply with additional NYS program initiatives such as e-filing, and other facilitated application services; to comply with current program requirements of Electronic Benefit Transfer and Home Energy Assistance Program (HEAP). SNAP is administered under the authority of the New York State Social Services Law, Title 18 of the New York Code of Rules and Regulations, and Title 7 of the United States Code of Rules and Regulations.

Welfare to Work

To enable applicants and recipients of public assistance and food stamps to achieve their maximum level of self-support through the provision of the services, training, education, and supportive services needed to help them overcome barriers to employment and meet the mandates of federal welfare reform legislation. Programs include work experience, job search, job development and on the job training. The departments' welfare to work program also includes the SNAP Employment and Training Program.

2015 OBJECTIVES

For all assistance programs areas: To make a renewed effort to establish the most efficient business processes to ensure our expanding caseload is well served at our current staffing levels.

Temporary Assistance

- Reduce the need for temporary assistance by assisting applicants in achieving self-sufficiency through diversion.
- Ensure assessment and participation of clients in work programs through integration with the Welfare to Work unit.
- Ensure Temporary Assistance applicants are provided benefits in a professional, efficient manner within prescribed timeframes.

Medical Assistance

- Defray costs by maximizing other health care alternatives such as third party insurance, managed care, Medicare, and community clinics.
- Continue public relations campaign and educational meetings and trainings related to changes with the Medicaid Program with community providers.
- Implement new Medicaid MAGI eligibility rules of the Affordable Care Act.
- Phase-in the community Medicaid eligibility process via the State Health Exchange.

SNAP

- Increase client participation in the program as mandated by New York State directives including the Working Families Initiative and utilization of the “my benefits” state website.
- Maintain program integrity and statutory timeframes for case determination.
- Ensure compliance with all applicable regulatory requirements.

Welfare to Work

- Continually monitor processes and work activities to ensure efforts assist the agency in meeting participation rates mandated by state and federal legislation.
- Promote and implement policies that will immediately engage all employable applicants in work activities that will lead to the elimination or reduction in their need for Public Assistance and/or SNAP.
- Interface Welfare to Work and other assistance program staff and community agencies to coordinate Welfare to Work activities.

2015 BUDGET HIGHLIGHTS

Temporary Assistance

- Require 100% of employable applicants to participate in welfare to work activities within 5 days of application.
- Divert 15% of new applicants to other resources to eliminate the need for Temporary Assistance.
- Continue to refer 100% of new applicants to the FEDS/EVR process.

Medical Assistance

- Refer 100% of eligible Medicaid recipients to managed care programs.
- Assist 100% of the MAGI Medicaid population navigate the Health Exchange.
- Make initial determinations for chronic care Medicaid within the state statutory time frame of 90 days from application.
- Make initial determinations for SSI-related Medicaid within the state statutory time frame of 45 days from application date.

SNAP

- Maintain determinations for SNAP benefits within the NYS statutory time limit of 30 days from application date.
- Review and process 100% of SNAP applications eligible for expedited service within 5 business days.
- Bring error rate to state acceptable standards through enhanced quality control and staff training.

Welfare to Work

- Engage 50% of the TANF recipients in employment or work activities.
- Enable 600 recipients to secure employment.
- Outreach to local employers and educate them on transitional services available to low income households.
- Secure SSI/SSD for 150 disabled TANF and Safety Net recipients.

35030006

SOCIAL SERVICES/Certification

<u>Title of Position</u>	<u>Grade/Unit</u>	<u>2013 Actuals</u>	<u>As of 7/7/2014 Current Authorized</u>	<u>2015 Requested</u>	<u>2015 Recommended</u>	<u>2015 Adopted</u>
<u>FULL TIME</u>						
Deputy Commissioner of Social Services	E Admin	1	1	1	1	1
Head Social Services Examiner	21 BAPA	1	1	1	1	1
Senior Employment Coordinator	21 BAPA	1	1	1	1	1
Employment Coordinator	18 BAPA	1	1	1	1	1
Office Manager	16 BAPA	1	1	1	1	1
Case Supervisor Grade B	20 CSEA	1	1	1	1	1
Senior Caseworker	18 CSEA	2	2	2	2	2
Principal Social Services Examiner	17 CSEA	6	6	6	6	6
Caseworker/Trainee	16/14 CSEA	10	10	10	10	10
Job Developer	16 CSEA	1	1	1	1	1
Secretary	13 CSEA	1	1	1	1	1
Senior Social Services Examiner	13 CSEA	16	16	16	16	16
Social Services Examiner	11 CSEA	28	28	31	31	31
Keyboard Specialist	8 CSEA	5	5	5	5	5
Clerk	6 CSEA	2	2	2	2	2
Total Full-Time Positions		77	77	80	80	80
<u>PART TIME</u>						
Total Part-Time Positions		0	0	0	0	0
TOTAL POSITIONS		77	77	80	80	80

BROOME COUNTY GOVERNMENT
 REVENUE AND APPROPRIATION SUMMARY
 BY DEPARTMENT AND DIVISION

FUND: 1010 General Operating
 DEPT: 35000000 Social Services
 DIV: 03 Soc Svcs-Certification

Account	2013 Actuals	2014 Budget	2014 YTD Actuals As of 10/13/14	2015 Budget Requested	2015 Budget Recommended	2015 Budget Adopted
0000010 Personal Service						
6001000 SALARIES FULL-TIME	3,058,101	3,214,761	2,264,582	3,314,306	3,314,306	3,314,306
6001003 SALARIES OVERTIME	3,364	3,000	1,003	3,000	3,000	3,000
6001008 STAND-BY PAY	0	0	20	0	0	0
0000010 Personal Service Totals	3,061,465	3,217,761	2,265,605	3,317,306	3,317,306	3,317,306
0000040 Contractual Expenditures						
6004010 BOOKS AND SUBSCRIPTIONS	0	135	0	135	135	135
6004012 OFFICE SUPPLIES	11,932	16,700	6,582	15,000	15,000	15,000
6004023 BLDG AND GROUNDS SUPPLIES	432	241	448	370	370	370
6004055 COMPUTER SOFTWARE AND SUPPLIES	25	0	0	0	0	0
6004106 GENERAL OFFICE EXPENSES	5,102	6,846	3,114	3,199	3,199	3,199
6004111 BUILDING AND LAND RENTAL	7,148	45,803	63,173	63,181	63,181	63,181
6004117 BUILDING AND GROUNDS EXPENSES	33,768	21,814	221	29,714	29,714	29,714
6004138 OTHER OPERATIONAL EXPENSES	19	15	15	21	21	21
6004161 TRAVEL HOTEL AND MEALS	258	500	62	500	500	500
6004162 EDUCATION AND TRAINING	135	150	0	150	150	150
6004169 DAY TRIP MEAL REIMBURSEMENT	136	150	24	150	150	150
0000040 Contractual Expenditures Totals	58,955	92,354	73,639	112,420	112,420	112,420
0000041 Chargeback Expenses						
6004604 DPW SECURITY CHARGEBACKS	15,549	11,088	7,861	14,362	14,362	14,362
6004606 TELEPHONE BILLING ACCOUNT	14,720	14,821	7,683	24,594	24,594	24,594
6004619 BUILDING SERVICE CHARGEBACK	6,029	5,577	3,430	7,693	7,693	7,693
0000041 Chargeback Expenses Totals	36,298	31,486	18,974	46,649	46,649	46,649
0000060 Principal on Indebtedness						
6006008 PRINCIPAL ON CAPITAL LEASE	6,087	0	0	0	0	0
0000060 Principal on Indebtedness Totals	6,087	0	0	0	0	0
0000070 Interest on Indebtedness						
6007005 INTEREST ON CAPITAL LEASE	53,596	0	0	0	0	0

REPORT:BP033

BROOME COUNTY GOVERNMENT
REVENUE AND APPROPRIATION SUMMARY
BY DEPARTMENT AND DIVISION

FUND: 1010 General Operating
DEPT: 35000000 Social Services
DIV: 03 Soc Svcs-Certification

Account	2013 Actuals	2014 Budget	2014 YTD Actuals As of 10/13/14	2015 Budget Requested	2015 Budget Recommended	2015 Budget Adopted
0000070 Interest on Indebtedness Totals	53,596	0	0	0	0	0
0000080 Employee Benefits						
6008001 STATE RETIREMENT	596,737	700,545	472,723	639,181	639,181	639,181
6008002 SOCIAL SECURITY	225,037	246,161	163,960	253,776	253,776	253,776
6008004 WORKERS COMPENSATION	24,983	34,970	11,913	38,325	38,325	38,325
6008006 LIFE INSURANCE	1,116	1,155	833	1,200	1,200	1,200
6008007 HEALTH INSURANCE	571,220	631,270	481,993	732,238	732,238	732,238
6008009 RETIREE HEALTH INSURANCE	477,461	583,742	379,552	526,883	526,883	526,883
6008010 DISABILITY INSURANCE	8,371	5,538	3,874	5,850	5,850	5,850
6008011 UNEMPLOYMENT INSURANCE	15,144	0	5,734	0	0	0
6008013 HEALTH INS - RETIRE INCENTIVE	19,802	0	0	0	0	0
0000080 Employee Benefits Totals	1,939,871	2,203,381	1,520,582	2,197,453	2,197,453	2,197,453
Exp Total for Div: 3503	5,156,272	5,544,982	3,878,800	5,673,828	5,673,828	5,673,828
Total for Div: 35000000	-5,156,272	-5,544,982	-3,878,800	-5,673,828	-5,673,828	-5,673,828

SOCIAL SERVICES - 35
Services – 35050006

MISSION STATEMENT

The Services Division provides support, counseling, case management, and case planning to children, adults, and families whose health and safety are at risk due to abuse, neglect, maltreatment, or dysfunction.

DESCRIPTION

Whenever possible, services are provided to prevent out of home placement. If placement out of the home is required, the lowest level of care, that is appropriate, is sought for the shortest duration possible. Services are provided in accordance with federal and state mandates, laws, and regulations. Service includes the following areas: child protective services, adult protective services, foster care, day care, adoption, preventive, home-finding, and auxiliary services.

2015 OBJECTIVES

- Investigate all reports of child abuse and neglect.
- Reduce residential placements and detention placements.
- Provide supportive and rehabilitative services to families whose health and safety is at risk and to reduce the likelihood of out of home placement and hard to place individuals.
- Promote permanency for all children in care.
- Provide affordable quality child care to low income families.
- Provide services to victims of domestic violence.
- Implement performance improvement plans for child welfare outcomes and Title IV-E determinations.
- Continue to implement computer systems in child welfare and day care.

2015 BUDGET HIGHLIGHTS

- Decrease care days.
- Decrease detention days.
- Continue successful Preventive Program.
- Investigate 600 reports of adult abuse and neglect.
- Provide services to 3,000 cases per month.
- Provide purchase of services to 400 cases per month.
- Free 35 children for adoption.
- Place 40 children for adoption.
- Provide day care to 1200 children per month.
- Reduce residential placement by 9-12 children.

35050006

SOCIAL SERVICES/Services

<u>Title of Position</u>	<u>Grade/Unit</u>	<u>2013 Actuals</u>	<u>As of 7/7/2014 Current Authorized</u>	<u>2015 Requested</u>	<u>2015 Recommended</u>	<u>2015 Adopted</u>
<u>FULL TIME</u>						
Deputy Comm. of Social Services	E Admin	1	1	1	1	1
Case Supervisor Grade A	23 BAPA	2	2	2	2	2
Mental Health Program Coordinator	23 BAPA	0	0	1	1	1
Office Manager	16 BAPA	1	1	1	1	1
Clinical Social Worker	21 CSEA	0	0	1	1	1
Case Supervisor Grade B	20 CSEA	11	12	13	13	13
Senior Caseworker	18 CSEA	20	20	20	20	20
Intensive Case Manager	18 CSEA	0	0	3	3	3
Principal Social Services Examiner	17 CSEA	1	1	1	1	1
Caseworker/Trainee	16/14 CSEA	57	59	62	62	62
Secretary	13 CSEA	2	2	2	2	2
Social Services Examiner	11 CSEA	1	1	1	1	1
Senior Account Clerk	9 CSEA	2	2	2	2	2
Community Service Worker	8 CSEA	6	6	6	6	6
Keyboard Specialist	8 CSEA	<u>5</u>	<u>5</u>	<u>6</u>	<u>6</u>	<u>6</u>
Total Full-Time Positions		109	112	122	122	122
<u>PART TIME</u>						
Intensive Case Manager	18 CSEA	<u>0</u>	<u>0</u>	<u>1</u>	<u>1</u>	<u>1</u>
Total Part-Time Positions		0	0	1	1	1
TOTAL POSITIONS		109	112	123	123	123

BROOME COUNTY GOVERNMENT
 REVENUE AND APPROPRIATION SUMMARY
 BY DEPARTMENT AND DIVISION

FUND: 1010 General Operating
 DEPT: 35000000 Social Services
 DIV: 05 Soc Svcs- Svcs

Account	2013 Actuals	2014 Budget	2014 YTD Actuals As of 10/13/14	2015 Budget Requested	2015 Budget Recommended	2015 Budget Adopted
0000010 Personal Service						
6001000 SALARIES FULL-TIME	4,815,942	5,172,131	3,643,333	5,711,529	5,711,529	5,711,529
6001002 SALARIES TEMPORARY	28,661	35,000	8,344	35,000	35,000	35,000
6001003 SALARIES OVERTIME	102,980	100,000	102,344	100,000	100,000	100,000
6001008 STAND-BY PAY	14,480	14,820	10,595	14,820	14,820	14,820
0000010 Personal Service Totals	4,962,063	5,321,951	3,764,616	5,861,349	5,861,349	5,861,349
0000040 Contractual Expenditures						
6004012 OFFICE SUPPLIES	10,653	14,479	9,650	12,550	12,550	12,550
6004040 MOTOR EQUIPMENT SUPPLIES	0	500	130	500	500	500
6004041 PHOTOGRAPHIC SUPPLIES	1,096	1,400	0	1,400	1,400	1,400
6004048 MISC OPERATIONAL SUPPLIES	10	500	0	500	500	500
6004056 COMPUTER EQUIPMENT (NON CAPITAL)	0	2,500	0	0	0	0
6004102 TELEPHONE EQUIPMENT	2,140	5,232	1,885	2,174	2,174	2,174
6004106 GENERAL OFFICE EXPENSES	260	0	0	0	0	0
6004137 ADVERTISING AND PROMOTION EXPE	32	0	0	0	0	0
6004147 OTHER PROGRAM EXPENSE	102	0	0	0	0	0
6004160 MILEAGE AND PARKING-LOCAL	11,559	20,000	7,231	20,000	20,000	20,000
6004161 TRAVEL HOTEL AND MEALS	2,797	9,000	6,877	9,000	9,000	9,000
6004162 EDUCATION AND TRAINING	619	3,800	1,984	1,000	1,000	1,000
6004164 NON-EMPLOYEE TRAVEL HOTEL & ME	2,487	3,500	2,798	3,500	3,500	3,500
6004169 DAY TRIP MEAL REIMBURSEMENT	2,725	2,500	813	2,500	2,500	2,500
6004400 MEDICAL AND PHYSICAL EXAMS	30,617	37,000	14,721	35,000	35,000	35,000
6004413 OTHER HEALTH AND MEDICAL SERVI	0	500	0	500	500	500
6004538 LEGAL CHARGES AND FEES	7,543	5,000	7,329	5,000	5,000	5,000
0000040 Contractual Expenditures Totals	72,640	105,911	53,418	93,624	93,624	93,624
0000041 Chargeback Expenses						
6004606 TELEPHONE BILLING ACCOUNT	24,799	25,085	14,162	31,284	31,284	31,284
0000041 Chargeback Expenses Totals	24,799	25,085	14,162	31,284	31,284	31,284
0000080 Employee Benefits						
6008001 STATE RETIREMENT	971,243	1,082,589	786,478	1,166,690	1,166,690	1,166,690
6008002 SOCIAL SECURITY	358,839	407,705	269,534	448,390	448,390	448,390
6008004 WORKERS COMPENSATION	40,166	54,515	19,703	61,381	61,381	61,381

REPORT:BP033

BROOME COUNTY GOVERNMENT
 REVENUE AND APPROPRIATION SUMMARY
 BY DEPARTMENT AND DIVISION

FUND: 1010 General Operating
 DEPT: 35000000 Social Services
 DIV: 05 Soc Svcs- Svcs

Account	2013 Actuals	2014 Budget	2014 YTD Actuals As of 10/13/14	2015 Budget Requested	2015 Budget Recommended	2015 Budget Adopted
6008006 LIFE INSURANCE	1,618	1,665	1,232	1,845	1,845	1,845
6008007 HEALTH INSURANCE	1,118,385	1,233,507	875,963	1,338,002	1,338,002	1,338,002
6008009 RETIREE HEALTH INSURANCE	711,278	815,206	514,217	712,437	712,437	712,437
6008010 DISABILITY INSURANCE	12,485	8,346	5,820	9,204	9,204	9,204
6008011 UNEMPLOYMENT INSURANCE	993	0	5,048	0	0	0
6008013 HEALTH INS - RETIRE INCENTIVE	19,327	0	0	0	0	0
0000080 Employee Benefits Totals	3,234,334	3,603,533	2,477,995	3,737,949	3,737,949	3,737,949
Exp Total for Div: 3505	8,293,836	9,056,480	6,310,191	9,724,206	9,724,206	9,724,206
Total for Div: 35000000	-8,293,836	-9,056,480	-6,310,191	-9,724,206	-9,724,206	-9,724,206

SOCIAL SERVICES – 35
Social Services Programs – 35070006

MISSION STATEMENT

To promote self-sufficiency and assure the protection of vulnerable individuals. We strive to have an organization, which values the needs of the customers, the contributions of the staff, and the participation of the community. This vision shall be achieved through a culture, which encourages continuous improvement.

2015 OBJECTIVES

- Provide supportive transitional services, such as childcare, transportation, medical assistance and other benefits that enable recipients to increase and sustain their ability to maintain employment and become self-sufficient.
- Educate and enroll recipients in managed care.
- Reduce the local cost of assistance payments through aggressive procurement of alternative benefits and enhanced FEDS programs.
- Aggressively work with TANF recipients to ensure progress toward self-sufficiency during the 5-year limitation.
- Reduce care days in foster care with emphasis on reducing residential and detention placements.

2015 BUDGET HIGHLIGHTS

- 2% raise given to mandated service providers for Preventive Program and for Adult Protective Program.
- DSS becomes lead agency for Person In Need of Supervision Program.
- Detention Dollars (51/49 Reimbursement) converted to Supervision & Treatment of Juveniles Program funds (62/38 Reimbursement).
- Continued Savings in Residential Placements.

REPORT:BP033

BROOME COUNTY GOVERNMENT
REVENUE AND APPROPRIATION SUMMARY
BY DEPARTMENT AND DIVISION

FUND: 1010 General Operating
DEPT: 35000000 Social Services
DIV: 04 Soc Svcs-Intergov Transfers

Account	2013 Actuals	2014 Budget	2014 YTD Actuals As of 10/13/14	2015 Budget Requested	2015 Budget Recommended	2015 Budget Adopted
0000040 Contractual Expenditures						
6004305 MMIS MEDICAL ASSISTANCE	2,500,000	3,379,305	4,115,846	3,016,115	3,016,115	3,016,115
0000040 Contractual Expenditures Totals	2,500,000	3,379,305	4,115,846	3,016,115	3,016,115	3,016,115
Exp Total for Div: 3504	2,500,000	3,379,305	4,115,846	3,016,115	3,016,115	3,016,115
Total for Div: 35000000	-2,500,000	-3,379,305	-4,115,846	-3,016,115	-3,016,115	-3,016,115

BROOME COUNTY GOVERNMENT
 REVENUE AND APPROPRIATION SUMMARY
 BY DEPARTMENT AND DIVISION

FUND: 1010 General Operating
 DEPT: 35000000 Social Services
 DIV: 07 Soc Svcs-Social Svcs Programs

Account	2013 Actuals	2014 Budget	2014 YTD Actuals As of 10/13/14	2015 Budget Requested	2015 Budget Recommended	2015 Budget Adopted
0000002 Departmental Income						
5000152 REPAYMENTS OF TANF	68,356	76,719	45,963	68,149	68,149	68,149
5000154 REPAYMENTS OF AID-CHILD CARE	434,238	325,396	674,475	390,917	390,917	390,917
5000156 REPAYMENTS OF SAFETY NET	1,221,251	1,312,078	963,621	1,302,344	1,302,344	1,302,344
5000157 REPAYMENTS OF ADULTS	2,382	2,118	3,172	1,864	1,864	1,864
5000158 REPAYMENTS OF BURIALS	76,004	48,998	39,561	56,142	56,142	56,142
5000243 REPAYMENTS OF AID-JD/PINS	157,762	166,248	121,185	167,250	167,250	167,250
5000244 REPAYMENTS OF VA BURIALS	8,346	2,758	3,775	2,734	2,734	2,734
5000336 VA BURIALS CHARGEBACK	57,668	80,334	31,564	67,194	67,194	67,194
5000433 LITIGATION RECOVERY	76,274	0	8,678	0	0	0
0000002 Departmental Income Totals	2,102,281	2,014,649	1,891,994	2,056,594	2,056,594	2,056,594
0000007 Misc Interfund Revenues						
5000530 REFUNDS OF PRIOR YEARS EXPENDI	1,083	13,932	752	929	929	929
5000543 PRIOR YEAR REFUNDS - TANF	11,896	13,932	9,532	18,711	18,711	18,711
5000544 PRIOR YEAR REFUNDS - SN	14,208	13,932	15,844	22,508	22,508	22,508
0000007 Misc Interfund Revenues Totals	27,187	41,796	26,128	42,148	42,148	42,148
0000008 State Aid						
5000853 MEDICAL ASSISTANCE	0	0	-58,372	0	0	0
5000854 TANF	8,396	0	18,911	0	0	0
5000855 SOCIAL SERVICES ADMINISTRATION	132,777	267,683	89,936	270,328	270,328	270,328
5000857 CHILD CARE SCHOOL DISTRICTS	274,768	242,352	192,326	266,160	266,160	266,160
5000858 CHILD CARE/FOSTER CARE (ADC)	5,612,816	5,214,311	4,030,003	4,552,137	4,552,137	4,552,137
5000859 JUVENILE DELINQUENT	463,941	669,614	225,168	454,014	454,014	454,014
5000861 SAFETY NET	3,446,960	3,605,573	2,274,253	3,616,341	3,616,341	3,616,341
5000862 EMERGENCY AID TO ADULTS	115,421	101,441	114,062	130,318	130,318	130,318
5000863 BURIALS	55,952	65,250	30,015	56,115	56,115	56,115
5000881 TANF DAY CARE	447,342	516,466	169,745	406,066	406,066	406,066
5000882 JD/PINS HOMES/INSTITUTIONS-ADC	769,664	1,077,642	739,323	932,197	932,197	932,197
5000884 POS	2,037,652	1,736,430	1,382,652	736,418	736,418	736,418
5000885 VA BURIALS	6,786	7,830	5,220	7,830	7,830	7,830
0000008 State Aid Totals	13,372,475	13,504,592	9,213,242	11,427,924	11,427,924	11,427,924
0000009 Federal Aid						
5000924 TANF	12,163,949	12,611,481	7,945,930	12,078,201	12,078,201	12,078,201
5000925 SOCIAL SERVICES ADMINISTRATION	163,797	63,470	153,653	64,144	64,144	64,144

REPORT:BP033

BROOME COUNTY GOVERNMENT
REVENUE AND APPROPRIATION SUMMARY
BY DEPARTMENT AND DIVISION

FUND: 1010 General Operating
DEPT: 35000000 Social Services
DIV: 07 Soc Svcs-Social Svcs Programs

Account	2013 Actuals	2014 Budget	2014 YTD Actuals As of 10/13/14	2015 Budget Requested	2015 Budget Recommended	2015 Budget Adopted
5000927 FOSTER CARE (ADC)	4,152,807	4,966,489	3,523,289	5,068,264	5,068,264	5,068,264
5000928 SAFETY NET	218,015	273,312	137,292	245,916	245,916	245,916
5000929 SERVICES FOR RECIPIENTS	725,028	831,852	554,120	784,536	784,536	784,536
5000951 FEDERAL AID-HEALTH OTHER	590,355	0	0	0	0	0
5000953 EAF TANF	0	0	-2,439	0	0	0
5000954 EAF JD/PINS	2,065,602	2,200,362	631,298	2,157,071	2,157,071	2,157,071
5000955 EAF POS	1,048,753	844,843	792,004	815,710	815,710	815,710
5000956 JD/PINS HOMES/INSTITUTIONS-ADC	511,033	917,544	491,982	907,589	907,589	907,589
0000009 Federal Aid Totals	21,639,339	22,709,353	14,227,129	22,121,431	22,121,431	22,121,431
Rev Total for Div: 3507	37,141,282	38,270,390	25,358,493	35,648,097	35,648,097	35,648,097
0000040 Contractual Expenditures						
6004300 PURCHASE OF SERVICES	1,244,588	1,312,610	887,432	1,296,299	1,296,299	1,296,299
6004302 TANF DAY CARE	907,380	1,035,000	699,166	924,600	924,600	924,600
6004305 MMIS MEDICAL ASSISTANCE	38,841,332	39,564,785	30,345,827	38,460,924	38,460,924	38,329,211
6004306 SECURE DETENTION	150,884	889,517	49,997	240,000	240,000	240,000
6004308 TANF	12,028,449	12,463,200	9,327,061	11,880,000	11,880,000	11,880,000
6004309 EAF/TANF	265,405	225,000	295,802	266,350	266,350	266,350
6004311 INST PLACEMENT SCHOOL DISTRICT	1,084,880	850,000	669,070	1,000,000	1,000,000	1,000,000
6004312 FOSTER CARE HOMES/INSTITUTE-CW	1,886,680	1,951,964	1,271,468	1,503,296	1,503,296	1,503,296
6004313 FOSTER CARE HOMES/INSTITUTE-AD	9,780,747	10,153,689	8,175,223	10,388,046	10,388,046	10,388,046
6004314 FOSTER CARE NS DET (HASKINS)	668,096	668,096	501,072	668,096	668,096	668,096
6004315 FOSTER CARE NS DET OUT/COUNTY	18,987	5,000	18,050	5,000	5,000	5,000
6004316 JD/PINS INSTITUTIONS-ADC	1,575,357	1,856,120	1,360,335	1,834,454	1,834,454	1,834,454
6004317 JD CARE IN INSTITUTIONS	93,665	122,827	155,898	164,564	164,564	164,564
6004318 STATE TRAINING SCHOOLS	99,971	2,591,087	0	540,000	540,000	540,000
6004319 SAFETY NET	13,386,687	14,018,400	10,696,095	14,018,400	14,018,400	14,018,400
6004320 EMERGENCY AID FOR ADULTS	233,021	205,000	252,844	262,500	262,500	262,500
6004321 BURIALS	528,836	604,000	344,050	406,436	406,436	406,436
6004326 EAF/POS	1,327,000	1,366,186	919,404	1,404,323	1,404,323	1,404,323
6004327 EAF/FOSTER CARE	2,196,888	2,080,747	1,562,606	1,978,113	1,978,113	1,978,113
6004328 EAF/JD/PINS	1,976,011	2,157,071	1,372,887	1,717,070	1,717,070	1,717,070
6004330 VA BURIALS	73,322	88,140	36,689	75,000	75,000	75,000
6004573 OTHER FEES FOR SERVICES	719,840	732,120	513,450	742,756	742,756	742,756
0000040 Contractual Expenditures Totals	89,088,026	94,940,559	69,454,426	89,776,227	89,776,227	89,644,514

REPORT:BP033

BROOME COUNTY GOVERNMENT
 REVENUE AND APPROPRIATION SUMMARY
 BY DEPARTMENT AND DIVISION

FUND: 1010 General Operating
 DEPT: 35000000 Social Services
 DIV: 07 Soc Svcs-Social Svcs Programs

Account	2013 Actuals	2014 Budget	2014 YTD Actuals As of 10/13/14	2015 Budget Requested	2015 Budget Recommended	2015 Budget Adopted
0000041 Chargeback Expenses						
6004610 PERSONAL SERVICES CHARGEBACKS	1,706,031	1,810,473	353,619	105,098	105,098	105,098
6004614 OTHER CHARGEBACK EXPENSES	161,600	180,000	150,762	180,000	180,000	180,000
0000041 Chargeback Expenses Totals	1,867,631	1,990,473	504,381	285,098	285,098	285,098
Exp Total for Div: 3507	90,955,657	96,931,032	69,958,807	90,061,325	90,061,325	89,929,612
Total for Div: 35000000	-53,814,375	-58,660,642	-44,600,314	-54,413,228	-54,413,228	-54,281,515

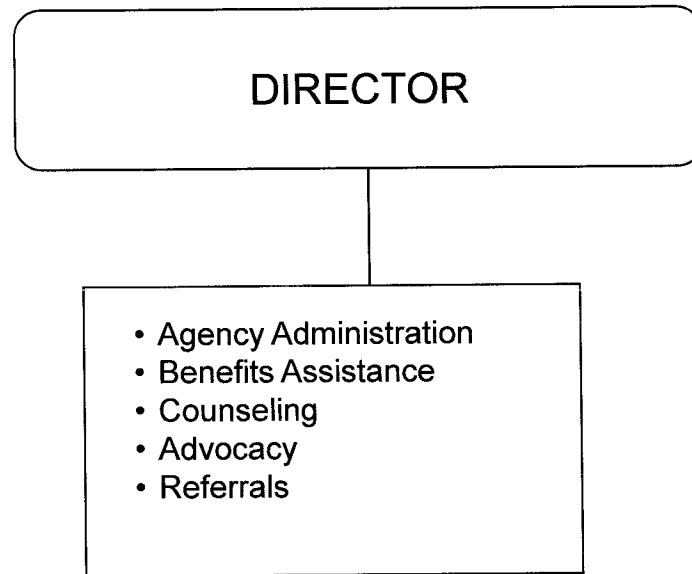
REPORT:BP033

BROOME COUNTY GOVERNMENT
 REVENUE AND APPROPRIATION SUMMARY
 BY DEPARTMENT AND DIVISION

FUND: 1010 General Operating
 DEPT: 35000000 Social Services
 DIV: 08

Account	2013 Actuals	2014 Budget	2014 YTD Actuals As of 10/13/14	2015 Budget Requested	2015 Budget Recommended	2015 Budget Adopted
0000009 Federal Aid						
5000925 SOCIAL SERVICES ADMINISTRATION	51,274,580	0	0	0	0	0
5000930 HEAP	6,732,242	0	0	0	0	0
5000951 FEDERAL AID-HEALTH OTHER	343,080	0	0	0	0	0
0000009 Federal Aid Totals	58,349,902	0	0	0	0	0
Rev Total for Div: 3508	58,349,902	0	0	0	0	0
0000040 Contractual Expenditures						
6004111 BUILDING AND LAND RENTAL	8,626	0	0	0	0	0
6004305 MMIS MEDICAL ASSISTANCE	343,080	0	0	0	0	0
6004308 TANF	58,006,822	0	0	0	0	0
0000040 Contractual Expenditures Totals	58,358,528	0	0	0	0	0
Exp Total for Div: 3508	58,358,528	0	0	0	0	0
Total for Div: 35000000	-8,626	0	0	0	0	0
Total for Dept: 35000000	-62,192,441	-68,012,482	-53,194,404	-63,481,659	-63,502,863	-63,371,150

VETERANS SERVICES



VETERANS' SERVICES

MISSION STATEMENT

To provide counseling and assistance to veterans and their dependents by making them aware of federal, state and local benefits and to assist preparing, presenting and aid in the prosecution of claims governed by laws under the Department of Veterans Affairs.

DESCRIPTION

The Veterans Service Agency renders a wide variety of services to an estimated 15,000 veterans and their families, of all wars and conflicts, as well as peacetime service. Service is also extended to active duty servicemen/women and their families. Professional assistance and advice is given in the filing of applications for benefits under existing federal, state, and local laws and regulations. It is also a primary function of the office to familiarize veterans and their families of the Department of Veteran's Affairs benefits available to them.

The Veterans Service Agency assists veterans and their families in applying for such benefits as service connected compensation, nonservice connected pensions, widow benefits, referrals for VA Healthcare services, certification of documents, replacement of Separation of Military Service papers, re-employment rights, conversion of government insurance, waiver of insurance, Veterans Affairs home loan applications, tax exemption, insurance benefits, headstones or markers, burial benefits, memorial flags, military funerals, and death gratuity pay.

2015 OBJECTIVES

- Coordinate all veterans groups, service organizations in Broome County and County departments to maximize service to veterans and minimize duplication of efforts.

- Review nursing home cases to ensure that veterans and widows are receiving accurate pensions and attendance allowance.
- Review Military Service eligibility for indigent burials of honorably discharged veterans, as well as family members who have died without sufficient means to afford funeral expenses.
- Ensure all honorably discharged veterans' graves have adequate flag holders, flags and headstones for those without markers.
- Maintain professional counseling and make appropriate referrals for veteran's healthcare and mental health evaluations.
- Maintain education in veterans' benefits and a good veterans' benefits library to better assist veterans in applying for, maintaining, and appealing adverse decisions regarding benefits.
- Continue striving to expand services by conducting home visits to veterans and dependents whose disabilities inhibit their ability to leave their home, and counseling veterans at the local outreach center.

2015 BUDGET HIGHLIGHTS

- In providing advocacy services and representation in the development and presentation of claims before the Department of Veterans Affairs, the Veterans Service Agency has played a pivotal role in improving the economic well being of veterans and their dependents residing in Broome County. According to statistics released by the Office of Policy, Planning, and Preparedness of the Department of Veterans Affairs, total expenditures in fiscal year 2013 was \$29,406,000 in compensation and pension payments made to Broome County veterans and dependents. This is accomplished by aggressive representation and advocacy services provided to Broome County's estimated 15,000 veterans.

- The Compensation and Pension category includes expenditures for the following programs: Disability for service-connected injuries; dependency and indemnity compensation for spouses due to veterans' service-connected deaths; pension for non-service connected disabilities; burial benefits; and other benefits to veterans and their survivors.
- In our continual effort to provide enhanced services to our veterans, this office continues to provide support to the Disabled American Veterans Transportation Service. The DAV transport is composed of volunteer drivers operating a shuttle service from veteran's homes to the Binghamton VA Outpatient Clinic and the Syracuse VA Medical Center. The vehicles, fuel, and maintenance are provided by the Syracuse VA Medical Center.
- Provided counseling and advocacy to 687 veterans and their dependents in 2013, filing 81 original and new claims for benefits to the Department of Veterans Affairs.
- As a result of aggressive representation, total retroactive benefits paid to claimants in 2013 totaled \$1,476,945.

36000006

VETERANS SERVICES

<u>Title of Position</u>	<u>Grade/Unit</u>	<u>2013 Actuals</u>	<u>As of 7/7/2014 Current Authorized</u>	<u>2015 Requested</u>	<u>2015 Recommended</u>	<u>2015 Adopted</u>
<u>FULL TIME</u>						
Veterans Director	24 Admin	1	1	1	1	1
Keyboard Specialist	8 CSEA	<u>1</u>	<u>1</u>	<u>1</u>	<u>1</u>	<u>1</u>
Total Full-Time Positions		2	2	2	2	2
<u>PART TIME</u>						
Total Part-Time Positions		0	0	0	0	0
TOTAL POSITIONS		2	2	2	2	2

BROOME COUNTY GOVERNMENT
 REVENUE AND APPROPRIATION SUMMARY BY DEPARTMENT

FUND: 1010 General Operating
 DEPT: 36000000 Veterans Services

Account	2013 Actuals	2014 Budget	2014 YTD Actuals As of 10/13/14	2015 Budget Requested	2015 Budget Recommended	2015 Budget Adopted
0000002 Departmental Income						
5000224 TRANSFER TAX	294,191	275,000	283,613	275,000	275,000	275,000
0000002 Departmental Income Total	294,191	275,000	283,613	275,000	275,000	275,000
0000007 Misc Interfund Revenues						
5000546 Trust Account Inflows	17,647	0	0	0	0	0
5000561 TRANSFER FROM RESERVE FUND	0	235,040	235,040	230,431	230,431	230,431
0000007 Misc Interfund Revenues Total	17,647	235,040	235,040	230,431	230,431	230,431
0000008 State Aid						
5000867 VETERANS SERVICE AGENCIES	-189	12,982	12,793	12,982	12,982	12,982
0000008 State Aid Total	-189	12,982	12,793	12,982	12,982	12,982
Rev Totals for Dept: 36000000	311,649	523,022	531,446	518,413	518,413	518,413
0000010 Personal Service						
6001000 SALARIES FULL-TIME	89,188	88,895	56,726	88,895	88,895	88,895
6001002 SALARIES TEMPORARY	12,126	12,467	8,575	12,467	12,467	12,467
0000010 Personal Service Totals	101,314	101,362	65,301	101,362	101,362	101,362
0000020 Equipment and Capital Outlay						
6002300 AUTOMOBILES	21,994	0	0	0	0	0
0000020 Equipment and Capital Outlay Totals	21,994	0	0	0	0	0
0000040 Contractual Expenditures						
6004010 BOOKS AND SUBSCRIPTIONS	1,182	400	830	800	800	800
6004012 OFFICE SUPPLIES	914	500	171	500	500	500
6004105 DUES AND MEMBERSHIPS	60	100	0	100	100	100
6004106 GENERAL OFFICE EXPENSES	753	1,000	85	1,000	1,000	1,000

REPORT:BP032

BROOME COUNTY GOVERNMENT
REVENUE AND APPROPRIATION SUMMARY BY DEPARTMENT

FUND: 1010 General Operating
DEPT: 36000000 Veterans Services

Account	2013 Actuals	2014 Budget	2014 YTD Actuals As of 10/13/14	2015 Budget Requested	2015 Budget Recommended	2015 Budget Adopted
6004139 Trust Account Outflows	13,492	0	0	0	0	0
6004140 MRF PROCESSING EXPENSES	48	0	-48	0	0	0
6004146 SUBCONTRACTED PROGRAM EXPENSE	47,562	150,000	6,364	150,000	150,000	150,000
6004147 OTHER PROGRAM EXPENSE	13,741	15,000	14,490	15,000	15,000	15,000
6004160 MILEAGE AND PARKING-LOCAL	0	50	0	50	50	50
6004161 TRAVEL HOTEL AND MEALS	0	1,000	682	1,000	1,000	1,000
0000040 Contractual Expenditures Totals	77,752	168,050	22,574	168,450	168,450	168,450
0000041 Chargeback Expenses						
6004602 INSURANCE PREMIUM CHARGEBACK	123	128	128	128	128	128
6004606 TELEPHONE BILLING ACCOUNT	0	0	0	2,432	2,432	2,432
6004609 DATA PROCESSING CHARGEBACKS	0	0	0	7,057	7,057	7,057
6004617 DUPLICATING/PRINTING CHARGEBAC	0	0	0	100	100	100
6004618 OFFICE SUPPLIES CHARGEBACK	0	0	0	800	800	800
6004621 BUILDING AND LAND RENTAL CHARG	14,450	14,450	14,450	14,450	14,450	14,450
6004630 VA BURIALS CHARGEBACK	57,668	80,334	31,564	67,194	67,194	67,194
0000041 Chargeback Expenses Totals	72,241	94,912	46,142	92,161	92,161	92,161
0000080 Employee Benefits						
6008001 STATE RETIREMENT	20,655	20,357	14,255	18,046	18,046	18,046
6008002 SOCIAL SECURITY	7,571	6,800	4,859	6,800	6,800	6,800
6008004 WORKERS COMPENSATION	571	551	276	522	522	522
6008006 LIFE INSURANCE	30	30	20	30	30	30
6008007 HEALTH INSURANCE	11,818	12,363	8,139	12,259	12,259	12,259
6008009 RETIREE HEALTH INSURANCE	17,068	18,519	12,346	18,705	18,705	18,705
6008010 DISABILITY INSURANCE	128	78	43	78	78	78
0000080 Employee Benefits Totals	57,841	58,698	39,938	56,440	56,440	56,440
0000090 Transfers						
6009002 TRANSFER TO GRANT FUND	100,000	100,000	100,000	100,000	100,000	100,000
0000090 Transfers Totals	100,000	100,000	100,000	100,000	100,000	100,000
Exp Totals for Dept: 36000000	431,142	523,022	273,955	518,413	518,413	518,413

REPORT:BP032

BROOME COUNTY GOVERNMENT
REVENUE AND APPROPRIATION SUMMARY BY DEPARTMENT

FUND: 1010 General Operating
DEPT: 36000000 Veterans Services

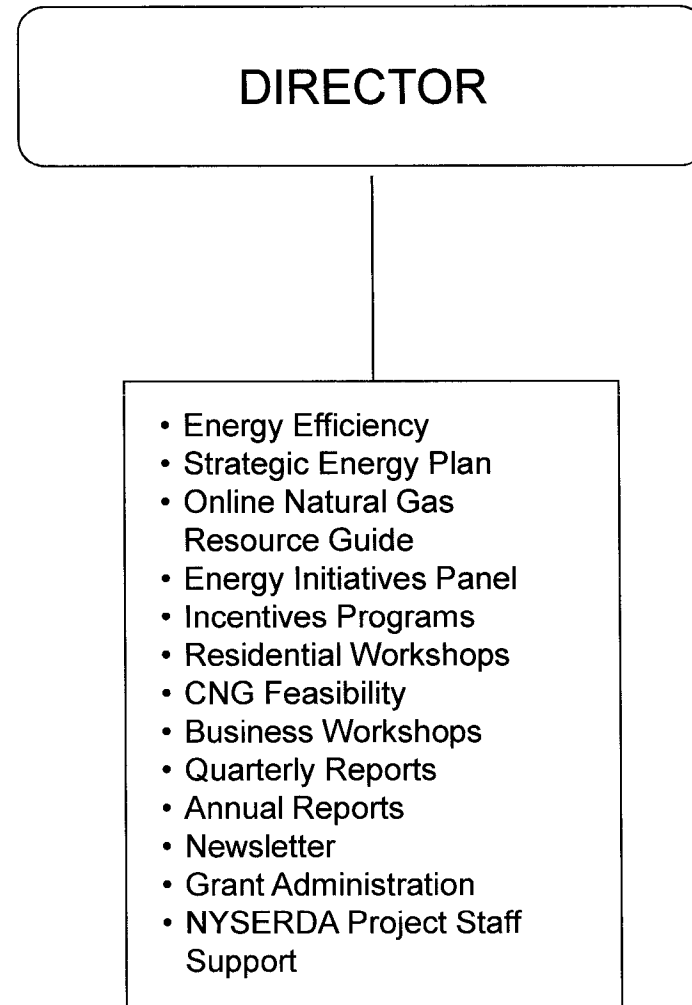
Account	2013 Actuals	2014 Budget	2014 YTD Actuals As of 10/13/14	2015 Budget Requested	2015 Budget Recommended	2015 Budget Adopted
<hr/>	<hr/>	<hr/>	<hr/>	<hr/>	<hr/>	<hr/>
Total for Dept: 36000000	-119,493	0	257,491	0	0	0

THIS PAGE IS
INTENTIONALLY LEFT BLANK

HOME AND COMMUNITY SERVICES

<u>DEPARTMENT/DIVISION</u>	<u>PAGE</u>
Office of Energy Development	366
Planning and Economic Development	371
Solid Waste Management	378

OFFICE OF ENERGY DEVELOPMENT



OFFICE OF ENERGY DEVELOPMENT

MISSION STATEMENT

The mission of the Office of Energy Development is to advance initiatives to increase energy efficiency and reduce energy costs for Broome County government, businesses and residents. The Office will achieve these goals through education, development and promotion of alternative fuels, renewable energy sources and cost-savings programs.

DESCRIPTION

The Office of Energy Development was established by Legislative Resolution in February 2013 to become a County resource for energy related issues. This office proactively works at reducing and conserving energy, developing new energy sources and substituting high cost and high polluting energy for low cost and low polluting energy. This office also provides research and offers guidance on energy initiatives related to conventional energy, alternative energy, renewable energy and safe and environmentally responsible natural gas drilling.

2015 OBJECTIVES

- Advise and educate the County Executive and Legislature on energy related issues.
- Collaborate with County departments on energy projects.
- Produce community events and seminars to educate residents and businesses on energy-related programs.

- Pursue state, federal and other grant funding related to energy related projects.
- Pursue state, federal and other incentive programs related to energy related projects.
- Continue bi-monthly electronic newsletter.
- Maintain online natural gas resource guide.
- Administer awarded grants.
- Provide continued staff support on large NYSERDA projects
- Continue to develop and implement energy strategy for County.
- Outreach to municipalities and private sector regarding reducing energy consumption, energy efficiency and reducing energy costs.

2015 BUDGET HIGHLIGHTS

- Continue to develop the office without the use tax payer dollars. The office is funded by the Hotel/Motel Occupancy Tax.

46010007

OFFICE OF ENERGY DEVELOPMENT

<u>Title of Position</u>	<u>Grade/Unit</u>	<u>2013 Actuals</u>	<u>As of 7/7/2014 Current Authorized</u>	<u>2015 Requested</u>	<u>2015 Recommended</u>	<u>2015 Adopted</u>
<u>FULL TIME</u>						
Director	A Admin	1	1	1	1	1
Admin. Assist. to the County Executive	12 Admin	<u>0</u>	<u>1</u>	<u>0</u>	<u>0</u>	<u>0</u>
Total Full-Time Positions		1	2	1	1	1
<u>PART TIME</u>						
Energy Initiatives Coordinator	22 Admin	<u>1</u>	<u>0</u>	<u>0</u>	<u>0</u>	<u>0</u>
Total Part-Time Positions		1	0	0	0	0
TOTAL POSITIONS		2	2	1	1	1

BROOME COUNTY GOVERNMENT
REVENUE AND APPROPRIATION SUMMARY BY DEPARTMENT

FUND: 1010 General Operating
DEPT: 46000000 Office of Energy Development

Account	2013 Actuals	2014 Budget	2014 YTD Actuals As of 10/13/14	2015 Budget Requested	2015 Budget Recommended	2015 Budget Adopted
0000001 Tax Items						
5000012 OCC TAX ECO DEV	0	100,000	0	108,658	108,658	108,658
0000001 Tax Items Total	0	100,000	0	108,658	108,658	108,658
0000002 Departmental Income						
5000426 MISCELLANEOUS	100,000	100,000	50,000	0	0	0
0000002 Departmental Income Total	100,000	100,000	50,000	0	0	0
Rev Totals for Dept: 46000000	100,000	200,000	50,000	108,658	108,658	108,658
0000010 Personal Service						
6001000 SALARIES FULL-TIME	50,577	90,903	62,198	60,149	60,149	60,149
6001001 SALARIES PART-TIME	8,642	0	0	0	0	0
6001002 SALARIES TEMPORARY	39,486	0	362	0	0	0
0000010 Personal Service Totals	98,705	90,903	62,560	60,149	60,149	60,149
0000040 Contractual Expenditures						
6004010 BOOKS AND SUBSCRIPTIONS	0	1,000	0	0	0	0
6004012 OFFICE SUPPLIES	529	700	0	0	0	0
6004056 COMPUTER EQUIPMENT(NON CAPITAL	0	3,028	0	0	0	0
6004100 POSTAGE AND FREIGHT	0	500	0	0	0	0
6004105 DUES AND MEMBERSHIPS	0	1,000	0	0	0	0
6004111 BUILDING AND LAND RENTAL	0	0	250	0	0	0
6004137 ADVERTISING AND PROMOTION EXPE	0	0	17	0	0	0
6004138 OTHER OPERATIONAL EXPENSES	860	0	379	0	0	0
6004160 MILEAGE AND PARKING-LOCAL	120	1,000	0	0	0	0
6004161 TRAVEL HOTEL AND MEALS	40	5,000	0	0	0	0
6004162 EDUCATION AND TRAINING	80	2,500	0	0	0	0
6004255 CONTRACTED SERVICES	13,143	77,356	46,763	16,000	16,000	16,000
0000040 Contractual Expenditures Totals	14,772	92,084	47,409	16,000	16,000	16,000

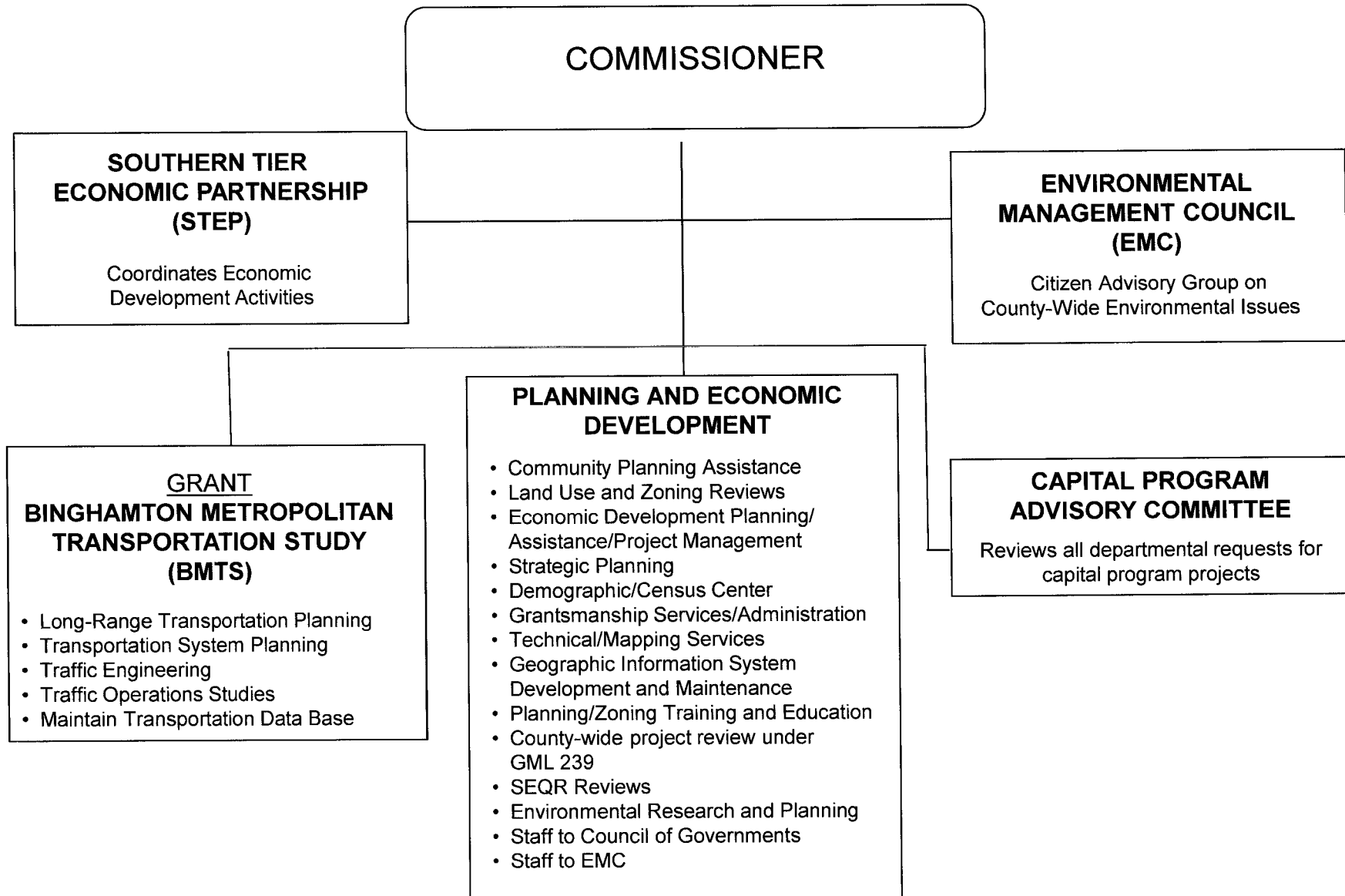
REPORT:BP032

BROOME COUNTY GOVERNMENT
REVENUE AND APPROPRIATION SUMMARY BY DEPARTMENT

FUND: 1010 General Operating
DEPT: 46000000 Office of Energy Development

Account	2013 Actuals	2014 Budget	2014 YTD Actuals As of 10/13/14	2015 Budget Requested	2015 Budget Recommended	2015 Budget Adopted
0000041 Chargeback Expenses						
6004602 INSURANCE PREMIUM CHARGEBACK	0	31	31	31	31	31
6004614 OTHER CHARGEBACK EXPENSES	68	0	727	1,000	1,000	1,000
6004617 DUPLICATING/PRINTING CHARGEBAC	776	0	979	1,500	1,500	1,500
6004618 OFFICE SUPPLIES CHARGEBACK	6,090	20,000	4,427	6,500	6,500	6,500
0000041 Chargeback Expenses Totals	6,934	20,031	6,164	9,031	9,031	9,031
0000080 Employee Benefits						
6008001 STATE RETIREMENT	16,889	17,525	11,613	12,210	12,210	12,210
6008002 SOCIAL SECURITY	7,407	6,955	4,684	4,602	4,602	4,602
6008004 WORKERS COMPENSATION	0	521	261	415	415	415
6008006 LIFE INSURANCE	28	30	20	15	15	15
6008007 HEALTH INSURANCE	7,288	6,249	4,765	6,236	6,236	6,236
0000080 Employee Benefits Totals	31,612	31,280	21,343	23,478	23,478	23,478
Exp Totals for Dept: 46000000	152,023	234,298	137,476	108,658	108,658	108,658
Total for Dept: 46000000	-52,023	-34,298	-87,476	0	0	0

PLANNING & ECONOMIC DEVELOPMENT



PLANNING & ECONOMIC DEVELOPMENT

MISSION STATEMENT

To enhance the sound and orderly economic, physical and environmental development of Broome County and its constituent municipalities. Provide technical planning and environmental services and assistance to the County Executive, County Legislature and municipal jurisdictions and by implementing projects and programs designed to improve the economy, environment and physical infrastructure of the County.

DESCRIPTION

The Department of Planning and Economic Development extends professional services to Broome County Government, its departments and municipalities as well as to other public and private entities. Its three Divisions, the Division of Planning & Economic Development, Environmental Management Council and Binghamton Metropolitan Transportation Study, provide assistance in land-use planning, zoning, grantsmanship, economic development, transportation planning, environmental studies and recommendations, 239 Reviews, community assistance, GIS Mapping and research and infrastructure development. Advisory guidance is provided by the Southern Tier Economic Partnership, Environmental Management Council and BMTS Advisory Committee, the Broome County Land Bank, the Broome-Tioga Stormwater Coalition, and the NY Rising Community Reconstruction Board.

2015 OBJECTIVES

- Closely collaborate with economic development entities in the region to continue implementation of a coordinated approach to economic development.

- Effectively manage the Hotel-Motel fund to maximize its impact by leveraging the fund with other resources
- Aggressively pursue state, federal and other grant funding to meet County goals and objectives.
- Work with municipal officials to coordinate 239 reviews, zoning and subdivision reviews.
- Administer the expanded Susquehanna Heritage Area program to protect and preserve our cultural resources
- Conduct training and workshops for municipal officials.
- Continue to expand the County's GIS capabilities
- Collaborate with local municipalities to carry out the Local Waterfront Revitalization Plan
- Begin implementation of the County-Wide Comprehensive Plan action plan.
- Continue coordinating implementation of the FEMA mandated update to the Multi-Jurisdictional Hazard Mitigation Plan
- Continued implementation of federally mandated Stormwater Management Plan and providing education and facilitating public participation for MS4 Compliance, (Municipal Separate Storm Sewer Systems).
- Complete Step III of the Endicott Johnson Industrial Spine BOA.
- Oversee construction and start-up of Southern Tier Regional Farmer's Market
- Continue to coordinate the Flood Task Force, administer flood related grant programs, and evaluate and implement new and better flood mitigation strategies.
- Continue collaboration with Village Centers and the Western Broome Roundtable.
- Continue participation and providing support to the new Broome County Land Bank.
- Continue participation on the NY Rising Communities Reconstruction Board. Assist with initiating an Upper Susquehanna Watershed Study in conjunction with the NYS DEC and the Army Corps of Engineers.

- Begin Monitoring program post EPA Clean Up Cooperative Agreement for 312 Maple Street Remediation.
- Continue providing support and assistance to Broome County municipalities on Comprehensive Plan Development.
- Continue participation on and providing support for the Ag and Farmland Protection Board.

2015 BUDGET HIGHLIGHTS

- Continue the effective collaboration with the Broome County Industrial Development Agency for economic development services
- Seek new inter-municipal agreements for GIS Services to replace reduced funding from the city of Binghamton DCJS Grant.
- Complete agreement with the Town of Colesville for Comprehensive Plan Development.
- Complete agreement with the Village of Windsor for a Downtown Revitalization Study.
- Initiate new agreement with the Town of Kirkwood for Comprehensive Plan Development.
- Begin implementation of “Innovation Districts” in Binghamton and Town of Union.
- Upon approval of REDC funding, implement Main Street Rehabilitation Program in the Village of Windsor historic downtown.
- Complete a parking study in downtown Binghamton in coordination with and with financial support from BMTS and the City of Binghamton.
- Initiate an Agriculture Economic Development Plan with the support of Hotel Motel Funds and other grant funding.

- Work with the newly formed Cornell Cooperative Extension Agriculture Task Force to support and expand farming in Broome County
- Initiate a strategic “college town” growth plan in coordination with local community and educational stakeholders.
- Continue participation on the following Boards and Committees:
 - Aging Futures Partnership
 - Binghamton Commission on Architecture and Urban Planning
 - BMTS Planning Committee
 - Broome County Catholic Charities
 - Broome Tioga Storm Water Coalition
 - Environmental Management Council
 - Greater Binghamton Council of Governments
 - Greenway Steering Committee
 - Headwaters River Trail
 - Livable Communities Alliance Steering Committee
 - NYS DEC Region 7 Open Space Committee
 - REDC Health Care Work Group
 - REDC Infrastructure Work Group
 - REDC Regional Sustainability Work Group
 - Southern Tier East Regional Planning Development Board
 - Southern Tier Economic Partnership (STEP)
 - Susquehanna Heritage Area Commission and Advisory Board
 - Broome County Arena Board
 - Broome Tioga Workforce Development Board

37000007

PLANNING & ECONOMIC DEVELOPMENT

<u>Title of Position</u>	<u>Grade/Unit</u>	<u>2013 Actuals</u>	<u>As of 7/7/2014 Current Authorized</u>	<u>2015 Requested</u>	<u>2015 Recommended</u>	<u>2015 Adopted</u>
<u>FULL TIME</u>						
Comm. Of Planning & Economic Development	H Admin	1	1	1	1	1
GIS Administrator	24 BAPA	1	1	1	1	1
Chief Planner	23 BAPA	1	1	1	1	1
Senior Planner	21 CSEA	2	2	2	2	2
Senior Environmental Planner *	21 CSEA	1	1	1	1	1
Sr. Account Clerk	9 CSEA	<u>1</u>	<u>1</u>	<u>1</u>	<u>1</u>	<u>1</u>
Total Full-Time Positions		7	7	7	7	7
<u>PART TIME</u>						
Total Part-Time Positions		0	0	0	0	0
TOTAL POSITIONS		7	7	7	7	7

* One position unfunded since 2011

BROOME COUNTY GOVERNMENT
REVENUE AND APPROPRIATION SUMMARY BY DEPARTMENT

FUND: 1010 General Operating
DEPT: 37000000 Planning and Econ Development

Account	2013 Actuals	2014 Budget	2014 YTD Actuals As of 10/13/14	2015 Budget Requested	2015 Budget Recommended	2015 Budget Adopted
0000002 Departmental Income						
5000176 RENTAL CONTRACTS	15,840	15,840	10,560	15,840	15,840	15,840
5000189 OTHER LOCAL GOVERNMENTS	2,500	0	0	6,000	6,000	6,000
0000002 Departmental Income Total	18,340	15,840	10,560	21,840	21,840	21,840
0000006 Sale of Prop and Comp for Loss						
5000513 MINOR SALES - PLANNING	4,379	5,000	1,223	5,000	5,000	5,000
0000006 Sale of Prop and Comp for Loss Total	4,379	5,000	1,223	5,000	5,000	5,000
0000008 State Aid						
5000808 OTHER STATE AID	58,911	0	2,494	0	0	0
0000008 State Aid Total	58,911	0	2,494	0	0	0
Rev Totals for Dept: 37000000	81,630	20,840	14,277	26,840	26,840	26,840
0000010 Personal Service						
6001000 SALARIES FULL-TIME	359,014	367,052	265,696	372,617	372,617	372,617
0000010 Personal Service Totals	359,014	367,052	265,696	372,617	372,617	372,617
0000040 Contractual Expenditures						
6004010 BOOKS AND SUBSCRIPTIONS	1,203	1,500	999	0	0	0
6004012 OFFICE SUPPLIES	2,275	1,533	1,443	3,392	3,392	3,392
6004048 MISC OPERATIONAL SUPPLIES	84	0	0	0	0	0
6004055 COMPUTER SOFTWARE AND SUPPLIES	0	1,000	438	1,000	1,000	1,000
6004056 COMPUTER EQUIPMENT (NON CAPITAL)	2,512	17,204	17,204	0	0	0
6004100 POSTAGE AND FREIGHT	157	800	51	800	800	800
6004105 DUES AND MEMBERSHIPS	12,055	13,400	12,630	12,400	12,400	12,400
6004106 GENERAL OFFICE EXPENSES	390	2,300	730	2,300	2,300	2,300
6004117 BUILDING AND GROUNDS EXPENSES	-1,662	0	0	0	0	0
6004137 ADVERTISING AND PROMOTION EXPE	3,161	500	-346	500	500	500
6004138 OTHER OPERATIONAL EXPENSES	100	2,159	26	0	0	0

REPORT:BP032

BROOME COUNTY GOVERNMENT
REVENUE AND APPROPRIATION SUMMARY BY DEPARTMENT

FUND: 1010 General Operating
DEPT: 37000000 Planning and Econ Development

Account	2013 Actuals	2014 Budget	2014 YTD Actuals As of 10/13/14	2015 Budget Requested	2015 Budget Recommended	2015 Budget Adopted
6004160 MILEAGE AND PARKING-LOCAL	0	100	0	100	100	100
6004161 TRAVEL HOTEL AND MEALS	962	800	11	800	800	800
6004162 EDUCATION AND TRAINING	1,378	1,500	688	1,500	1,500	1,500
6004169 DAY TRIP MEAL REIMBURSEMENT	0	300	0	300	300	300
6004196 COPYING MACHINE RENTALS	1,296	3,800	968	3,800	3,800	3,800
6004255 CONTRACTED SERVICES	102,189	65,030	19,347	64,000	64,000	64,000
6004591 CASH SHORT AND OVER	21	0	0	0	0	0
6005017 SOIL CONSERVATION SERVICE	0	70,970	53,228	70,970	70,970	70,970
0000040 Contractual Expenditures Totals	126,121	182,896	107,417	161,862	161,862	161,862
0000041 Chargeback Expenses						
6004602 INSURANCE PREMIUM CHARGEBACK	1,397	497	249	499	499	499
6004615 GASOLINE CHARGEBACK	212	750	561	875	875	875
6004616 FLEET SERVICE CHARGEBACK	1,556	2,231	2,231	2,231	2,231	2,231
0000041 Chargeback Expenses Totals	3,165	3,478	3,041	3,605	3,605	3,605
0000060 Principal on Indebtedness						
6006008 PRINCIPAL ON CAPITAL LEASE	1,260	0	0	0	0	0
0000060 Principal on Indebtedness Totals	1,260	0	0	0	0	0
0000070 Interest on Indebtedness						
6007005 INTEREST ON CAPITAL LEASE	402	0	0	0	0	0
0000070 Interest on Indebtedness Totals	402	0	0	0	0	0
0000080 Employee Benefits						
6008001 STATE RETIREMENT	75,471	84,834	59,200	75,642	75,642	75,642
6008002 SOCIAL SECURITY	26,171	28,339	19,232	28,505	28,505	28,505
6008004 WORKERS COMPENSATION	4,940	5,117	366	5,125	5,125	5,125
6008006 LIFE INSURANCE	90	90	68	90	90	90
6008007 HEALTH INSURANCE	54,122	46,998	44,414	61,691	61,691	61,691
6008009 RETIREE HEALTH INSURANCE	44,339	45,574	28,941	52,439	52,439	52,439
6008010 DISABILITY INSURANCE	384	234	174	234	234	234
6008011 UNEMPLOYMENT INSURANCE	709	0	0	0	0	0
6008013 HEALTH INS - RETIRE INCENTIVE	2,845	0	0	0	0	0

REPORT:BP032

BROOME COUNTY GOVERNMENT
REVENUE AND APPROPRIATION SUMMARY BY DEPARTMENT

FUND: 1010 General Operating
DEPT: 37000000 Planning and Econ Development

Account	2013 Actuals	2014 Budget	2014 YTD Actuals As of 10/13/14	2015 Budget Requested	2015 Budget Recommended	2015 Budget Adopted
0000080 Employee Benefits Totals	209,071	211,186	152,395	223,726	223,726	223,726
0000090 Transfers						
6009002 TRANSFER TO GRANT FUND	55,000	55,000	55,000	55,000	55,000	55,000
0000090 Transfers Totals	55,000	55,000	55,000	55,000	55,000	55,000
Exp Totals for Dept: 37000000	754,033	819,612	583,549	816,810	816,810	816,810
Total for Dept: 37000000	-672,403	-798,772	-569,272	-789,970	-789,970	-789,970

SOLID WASTE MANAGEMENT

COMMISSIONER OF PUBLIC WORKS

DEPUTY COMMISSIONER OF DPW – SOLID WASTE MANAGEMENT

RECYCLING

- County-wide Recycling Program:
 - Broome Recycling Contract
 - Curbside & Drop-off sites
 - Education & Outreach
 - Technical Assistance
 - Market Research
 - Pilot Projects
- Hazardous Waste Program:
 - HW Hauler Contract
 - Facility Operations
 - Residential Program
 - Commercial/Institutional Program
 - Site Health/Safety
 - Education & Outreach
 - Battery Drop-off
- Medical Waste Program
- Grant Applications

GRANTS

- Municipal Waste Reduction & Recycling Coordinator
- EPF Recycling Equipment
- Household Hazardous Waste (HHW) State Assistance Program

ADMINISTRATION

- Fiscal Management
- Engineering Oversight
- Planning and Development
- Landfill Design/Permitting
- Host Community Benefits
- Buffer Property Management
- Resource Recovery Liaison
- Local Law Implementation
- Grant Management
- Legal Counsel

LANDFILLING

- Operations:
 - Landfilling & Daily Cover
 - Scale Revenues & Billing
 - Hauler/Customer Service
 - Hauler Permitting/Assistance
 - Recycling and Composting
 - Pallet/Mulch Processing
 - Leachate Hauling
 - Residential Drop-off Service
 - Groundwater Monitoring
 - Equipment, Building & Ground Maintenance
 - Bird Mitigation, Illegal Dumping, Nuisance Control
 - Contract Administration
- Leachate Treatment Facility
- Landfill Gas Management & Electrical Generation
- Landfill Closure/Remediation
- Implementation of Grant Programs

GRANTS

- Title 3 Grant (Colesville Landfill)
- (EQBA) Colesville Landfill Closure
- (EQBA) Grants

SOLID WASTE MANAGEMENT

MISSION STATEMENT

To provide the community with an integrated program for managing solid waste in an economically sound and environmentally safe manner.

DESCRIPTION

Since its inception in 1989, the Division of Solid Waste Management has been responsible for the evolution of the system of financing the County's solid waste operations, from a property tax-supported service with tipping fees covering only a modest portion of the program costs, to a full-fledged "enterprise fund" where the cost of current operations are financed through user fees.

Within the framework of ongoing changes to State and Federal regulations governing the solid waste industry, the Division of Solid Waste Management has effectively contained costs, remaining economically competitive while still remaining in compliance.

The landfill is operated in an efficient manner that focuses on maximum compaction of the waste, which results in the most effective use of airspace. With respect to recycling goals mandated by New York State in the Solid Waste Management Act of 1988, Broome County has already exceeded the State recycling goal.

A solid waste management system is critical to Broome County's infrastructure in order to support public health, safety and welfare interests in the County and to preserve the County's present and future economic development potential. Safe, environmentally sound and stable solid waste disposal is not only critical to the residents of this County; it is essential to commercial and industrial entities that would do business in our community.

The Division of Solid Waste Management oversees:

- Implementation of the comprehensive Broome County Solid Waste Management System.
- The County's material recovery programs including reduction, reuse, recycling, and composting.
- The operations and maintenance of the County's sanitary landfill and solid waste disposal facilities which serve the entire County and are located at the intersection of the towns of Barker, Maine and Nanticoke.
- The implementation and management of all charges and/or user fees imposed by the County Legislature for solid waste disposal or handling.
- The coordination of all engineering services for the County's Solid Waste Management operations.
- The procurement, evaluation, and selection for the Legislature's consideration such firms as necessary to provide professional services in connection with the County's solid waste management programs.
- Public education and outreach to all County residents and businesses.
- A Materials Recovery Facility (MRF) located in the City of Binghamton, 19 Emma Street and operated by WM/Recycle America
- Operate and maintain a permanent household hazardous waste (HHW) facility to provide proper disposal of hazardous waste and end of use electronics from residence and Conditionally Exempt Small Quantity Generators (CESQG).

2015 OBJECTIVES

- Continue to administer the solid waste management system for our community.
- Manage gas and leachate collection efficiently and effectively.
- Maximize the generation of electricity from the collection of additional landfill gas.
- To minimize the release of greenhouse gases and participate in federal “cap and trade” programs to the extent feasible.
- Increase the leaf and yard waste-composting program at the landfill and investigate food waste composting opportunities.
- Continue efficient management of the Hazardous Waste Facility and Leachate Treatment Facility.
- Continue management of the Countywide-recycling program.
- Continue improvement of the Division’s comprehensive health and safety programs.
- Continue to maximize compaction techniques in the landfill in order to make the most efficient use of airspace.
- Match revenue with expense.
- Operate our leachate treatment facility as efficiently as possible and evaluate alternative opportunities for leachate management and disposal.
- Continue the investigation of Alternative Daily Cover options.
- Investigate future grant opportunities
- Increase sustainability through the establishment of an Eco Center featuring a community giveback and reuse of building materials.
- Continue to maintain a free bulky rigid plastics recycling drop-off program to increase waste diversion and recycling.

38010007
 38040007
 38050007

SOLID WASTE MANAGEMENT

Title of Position	Grade/Unit	2013	As of 7/7/2014 Current	2015	2015	2015
		Actuals	Authorized	Requested	Recommended	Adopted
Full Time						
Deputy Commissioner of PW - Solid Waste Management*	F Admin	1	1	1	1	1
Materials Recovery Manager	21 CSEA	1	1	1	1	1
Solid Waste Management Specialist	21 CSEA	1	1	1	1	1
Solid and Hazardous Waste Facility Tech.	19 CSEA	1	1	1	1	1
Secretary	13 CSEA	1	0	0	0	0
Sanitary Landfill Supervisor	AFSCME	1	1	1	1	1
Equipment Mechanic III	AFSCME	1	1	1	1	1
Laborer	AFSCME	3	3	3	3	3
Landfill Clerk	AFSCME	3	3	3	3	3
Motor Equipment Operator III	AFSCME	8	8	8	8	8
Motor Equipment Operator II	AFSCME	<u>1</u>	<u>1</u>	<u>1</u>	<u>1</u>	<u>1</u>
Total Full-Time Positions		22	21	21	21	21
Part Time						
Total Part-Time Positions		0	0	0	0	0
TOTAL POSITIONS		22	21	21	21	21

* Unfunded since 2014

REPORT:BP032

BROOME COUNTY GOVERNMENT
REVENUE AND APPROPRIATION SUMMARY BY DEPARTMENT

FUND: 2020 SWM Operating

DEPT: 38000000 Solid Waste Management

Account	2013 Actuals	2014 Budget	2014 YTD Actuals As of 10/13/14	2015 Budget Requested	2015 Budget Recommended	2015 Budget Adopted
0000002 Departmental Income						
5000165 MISCELLANEOUS	-3,188	0	0	0	0	0
5000189 OTHER LOCAL GOVERNMENTS	22,369	21,000	13,468	23,000	23,000	23,000
5000223 TIPPING FEES	7,859,404	9,085,116	6,628,383	9,103,750	9,103,750	9,103,750
5000225 DISPOSAL FEES	33,584	41,250	28,911	35,000	35,000	35,000
5000333 OTHER DEPARTMENTAL CHARGEBACK	22,100	30,000	0	28,000	28,000	28,000
5000426 MISCELLANEOUS	-4,464	41,400	28,475	73,050	73,050	73,050
5000431 MISCELLANEOUS	84,044	119,687	69,637	97,900	97,900	97,900
5000440 CHARGEBACK OF SERVICES PROVIDE	11,049	13,100	11,224	10,000	10,000	10,000
0000002 Departmental Income Total	8,024,898	9,351,553	6,780,098	9,370,700	9,370,700	9,370,700
0000003 Use of Money						
5000451 INTEREST AND EARNINGS	16,849	14,250	4,924	7,100	7,100	7,100
0000003 Use of Money Total	16,849	14,250	4,924	7,100	7,100	7,100
0000004 Licenses and Permits						
5000481 PERMITS	23,282	30,355	20,845	25,200	25,200	25,200
0000004 Licenses and Permits Total	23,282	30,355	20,845	25,200	25,200	25,200
0000006 Sale of Prop and Comp for Loss						
5000510 SALE OF SCRAP & EXCESS MATERIA	49,197	54,250	31,383	44,500	44,500	44,500
5000518 SALE OF EQUIPMENT	4,107	0	0	0	0	0
0000006 Sale of Prop and Comp for Loss Total	53,304	54,250	31,383	44,500	44,500	44,500
0000007 Misc Interfund Revenues						
5000532 PREMIUM & ACCRUED INT ON OBLIG	134,919	0	172,592	0	0	0
5000534 TRANSFER FROM INSURANCE RESERV	2,236	0	0	0	0	0
5000545 CREDIT CARD REBATES	297	0	0	0	0	0
5000569 TRANSFER - DEBT SERVICE FUND	0	0	0	56,252	56,252	56,252
5000570 EARNINGS ON TEMPORARY INVESTME	4,013	0	0	0	0	0
0000007 Misc Interfund Revenues Total	141,465	0	172,592	56,252	56,252	56,252
0000008 State Aid						

BROOME COUNTY GOVERNMENT
REVENUE AND APPROPRIATION SUMMARY BY DEPARTMENT

FUND: 2020 SWM Operating
DEPT: 38000000 Solid Waste Management

Account	2013 Actuals	2014 Budget	2014 YTD Actuals As of 10/13/14	2015 Budget Requested	2015 Budget Recommended	2015 Budget Adopted
5000808 OTHER STATE AID	0	129,522	0	131,746	131,746	131,746
5000890 SOEM REVENUE	10,150	0	0	0	0	0
0000008 State Aid Total	10,150	129,522	0	131,746	131,746	131,746
0000009 Federal Aid						
5000952 ARRA DEBT REIMBURSEMENT	56,864	60,616	16,414	5,861	5,861	5,861
5000990 FEMA REVENUE	30,450	0	0	0	0	0
0000009 Federal Aid Total	87,314	60,616	16,414	5,861	5,861	5,861
Rev Totals for Dept: 38000000	8,357,262	9,640,546	7,026,256	9,641,359	9,641,359	9,641,359
0000010 Personal Service						
6001000 SALARIES FULL-TIME	988,290	972,194	546,062	971,717	971,717	971,717
6001002 SALARIES TEMPORARY	165,658	136,509	81,692	135,354	135,354	135,354
6001003 SALARIES OVERTIME	44,697	46,350	34,714	51,949	51,949	51,949
6001004 SALARIES SHIFT DIFFERENTIAL	871	1,045	438	1,045	1,045	1,045
6001006 OUT OF TITLE PAY	17,122	14,648	13,723	16,314	16,314	16,314
6001009 OTHER PERSONNEL SERVICES	3,075	3,500	3,075	3,900	3,900	3,900
0000010 Personal Service Totals	1,219,713	1,174,246	679,704	1,180,279	1,180,279	1,180,279
0000020 Equipment and Capital Outlay						
6002203 RUNWAYS	-245,045	0	0	0	0	0
6002303 CONSTRUCTION MOTOR EQUIPMENT	245,045	330,000	114,993	400,000	400,000	400,000
0000020 Equipment and Capital Outlay Totals	0	330,000	114,993	400,000	400,000	400,000
0000040 Contractual Expenditures						
6004000 MAT & SUPPLIES-SURFACE TREAT	34,136	233,000	186,784	44,000	44,000	44,000
6004001 MAT & SUPPLIES-SIGNS & POSTS	0	1,000	0	1,000	1,000	1,000
6004010 BOOKS AND SUBSCRIPTIONS	764	1,140	245	1,085	1,085	1,085
6004011 DUPLICATING AND PRINTING RM SU	777	1,500	639	1,500	1,500	1,500
6004012 OFFICE SUPPLIES	2,783	5,327	1,770	4,000	4,000	4,000

REPORT:BP032

BROOME COUNTY GOVERNMENT
REVENUE AND APPROPRIATION SUMMARY BY DEPARTMENT

FUND: 2020 SWM Operating

DEPT: 38000000 Solid Waste Management

Account	2013 Actuals	2014 Budget	2014 YTD Actuals As of 10/13/14	2015 Budget Requested	2015 Budget Recommended	2015 Budget Adopted
6004021 BLDG MAINTENANCE SUPPLIES	5,348	5,000	823	4,800	4,800	4,800
6004022 FUEL AND HEATING SUPPLIES	17,662	20,800	22,793	18,560	18,560	18,560
6004023 BLDG AND GROUNDS SUPPLIES	1,565	3,400	0	2,100	2,100	2,100
6004030 FOOD AND BEVERAGES	0	250	0	250	250	250
6004040 MOTOR EQUIPMENT SUPPLIES	109,748	211,084	95,271	150,000	150,000	150,000
6004041 PHOTOGRAPHIC SUPPLIES	0	100	0	100	100	100
6004045 TRAINING AND EDUCATIONAL SUPPL	0	1,600	244	1,600	1,600	1,600
6004046 GAS OIL GREASE AND DIESEL FUEL	331,284	340,003	236,758	374,700	374,700	374,700
6004047 TIRES AND TUBES	29,102	32,000	10,995	36,000	36,000	36,000
6004048 MISC OPERATIONAL SUPPLIES	64,960	112,790	78,793	91,640	91,640	91,640
6004049 LEACHATE SUPPLIES	22,009	25,000	12,350	23,000	23,000	23,000
6004052 UNIFORMS	1,933	2,800	0	2,500	2,500	2,500
6004054 SAFETY SUPPLIES	4,542	6,550	2,587	7,100	7,100	7,100
6004055 COMPUTER SOFTWARE AND SUPPLIES	0	2,000	3,007	2,000	2,000	2,000
6004100 POSTAGE AND FREIGHT	147	1,150	232	650	650	650
6004105 DUES AND MEMBERSHIPS	1,568	1,320	668	1,530	1,530	1,530
6004106 GENERAL OFFICE EXPENSES	0	105	0	105	105	105
6004112 BLDG GROUNDS AND EQUIP REPAIR	9,337	8,000	5,450	10,000	10,000	10,000
6004113 WATER AND SEWAGE CHARGES	20,209	23,500	47,623	21,500	21,500	21,500
6004115 ELECTRIC CURRENT	20,972	24,075	17,685	23,875	23,875	23,875
6004117 BUILDING AND GROUNDS EXPENSES	9,059	8,500	9,222	15,000	15,000	15,000
6004121 LAUNDRY AND DRY CLEANING EXPEN	3,296	3,300	2,198	4,000	4,000	4,000
6004130 MOTOR EQUIP REPAIRS AND MAINT	57,831	46,868	20,830	61,000	61,000	61,000
6004135 LONG TERM MAINT & CLOSURE COST	496,396	848,989	0	822,895	822,895	822,895
6004136 OPERATIONAL EQUIPMENT REPAIRS	3,050	4,000	471	3,200	3,200	3,200
6004137 ADVERTISING AND PROMOTION EXPE	22,246	26,000	20,103	28,000	28,000	28,000
6004138 OTHER OPERATIONAL EXPENSES	169,932	145,200	56,634	155,200	155,200	155,200
6004146 SUBCONTRACTED PROGRAM EXPENSE	559,829	616,906	373,369	522,411	522,411	522,411
6004147 OTHER PROGRAM EXPENSE	42,218	61,968	28,728	48,450	48,450	48,450
6004160 MILEAGE AND PARKING-LOCAL	94	125	178	125	125	125
6004161 TRAVEL HOTEL AND MEALS	3,056	4,416	3,013	4,416	4,416	4,416
6004162 EDUCATION AND TRAINING	2,385	4,770	2,932	6,055	6,055	6,055
6004168 OTHER PERSONAL EXPENSES	300	300	300	300	300	300
6004191 OUTSIDE RENTALS-MACHINERY	0	180,000	80,082	50,000	50,000	50,000
6004196 COPYING MACHINE RENTALS	315	1,707	1,026	1,260	1,260	1,260
6004200 PROPERTY LOSS	0	500	0	500	500	500
6004203 INSURANCE CLAIMS	2,236	0	0	0	0	0
6004255 CONTRACTED SERVICES	5,177	4,400	4,255	5,300	5,300	5,300
6004502 BOND AND NOTE ISSUE EXPENSE	24,036	8,814	0	0	0	0
6004504 OTHER FINANCIAL SERVICES	13,518	6,288	-1,374	5,861	5,861	5,861
6004572 ENGINEERING AND ARCHITECTURAL	3,874	0	278,308	0	0	0
6004580 BAD DEBT EXPENSE	942	0	0	0	0	0
6004593 OTHER GOVERNMENTS PAYMENTS	796,409	779,613	389,403	793,632	793,632	793,632

BROOME COUNTY GOVERNMENT
REVENUE AND APPROPRIATION SUMMARY BY DEPARTMENT

FUND: 2020 SWM Operating
DEPT: 38000000 Solid Waste Management

Account	2013 Actuals	2014 Budget	2014 YTD Actuals As of 10/13/14	2015 Budget Requested	2015 Budget Recommended	2015 Budget Adopted
0000040 Contractual Expenditures Totals	2,895,045	3,816,158	1,994,395	3,351,200	3,351,200	3,351,200
0000041 Chargeback Expenses						
6004601 INDIRECT COSTS	141,618	336,309	0	240,686	240,686	240,686
6004602 INSURANCE PREMIUM CHARGEBACK	15,203	8,349	6,262	7,938	7,938	7,938
6004604 DPW SECURITY CHARGEBACKS	4,200	4,320	2,160	4,320	4,320	4,320
6004605 COUNTY ATTORNEY CHARGEBACKS	51,319	53,900	12,075	53,900	53,900	53,900
6004606 TELEPHONE BILLING ACCOUNT	9,466	9,731	5,933	15,888	15,888	15,888
6004609 DATA PROCESSING CHARGEBACKS	35,111	44,332	22,166	45,797	45,797	45,797
6004610 PERSONAL SERVICES CHARGEBACKS	0	127,405	127,405	128,955	128,955	128,955
6004614 OTHER CHARGEBACK EXPENSES	490	1,020	385	2,299	2,299	2,299
6004615 GASOLINE CHARGEBACK	430	1,875	537	637	637	637
6004616 FLEET SERVICE CHARGEBACK	1,890	2,231	2,231	2,231	2,231	2,231
6004617 DUPLICATING/PRINTING CHARGEBACK	866	1,400	1,628	950	950	950
6004618 OFFICE SUPPLIES CHARGEBACK	2,061	2,500	1,487	2,150	2,150	2,150
6004619 BUILDING SERVICE CHARGEBACK	11,505	10,000	5,836	10,000	10,000	10,000
0000041 Chargeback Expenses Totals	274,159	603,372	188,105	515,751	515,751	515,751
0000042 Depreciation						
6004801 DEPRECIATION - BUILDINGS	22,648	0	0	0	0	0
6004803 DEPRECIATION - IMPROV O/T BLDG	2,775,259	0	0	0	0	0
6004804 DEPRECIATION - MOTOR VEHICLES	293,093	0	0	0	0	0
6004805 DEPRECIATION - MACHINERY & EQU	161,579	0	0	0	0	0
0000042 Depreciation Totals	3,252,579	0	0	0	0	0
0000060 Principal on Indebtedness						
6006000 PRINCIPAL ON SERIAL BONDS	0	2,370,913	0	2,359,340	2,359,340	2,359,340
6006001 PRINCIPAL ON BANS	0	387,306	0	748,534	748,534	748,534
0000060 Principal on Indebtedness Totals	0	2,758,219	0	3,107,874	3,107,874	3,107,874
0000070 Interest on Indebtedness						
6007000 INTEREST ON SERIAL BONDS	691,911	549,731	248,252	461,320	461,320	461,320
6007001 INTEREST ON BANS	28,371	119,548	41,923	228,498	228,498	228,498
6007005 INTEREST ON CAPITAL LEASE	28,349	0	0	0	0	0

REPORT:BP032

BROOME COUNTY GOVERNMENT
REVENUE AND APPROPRIATION SUMMARY BY DEPARTMENT

FUND: 2020 SWM Operating

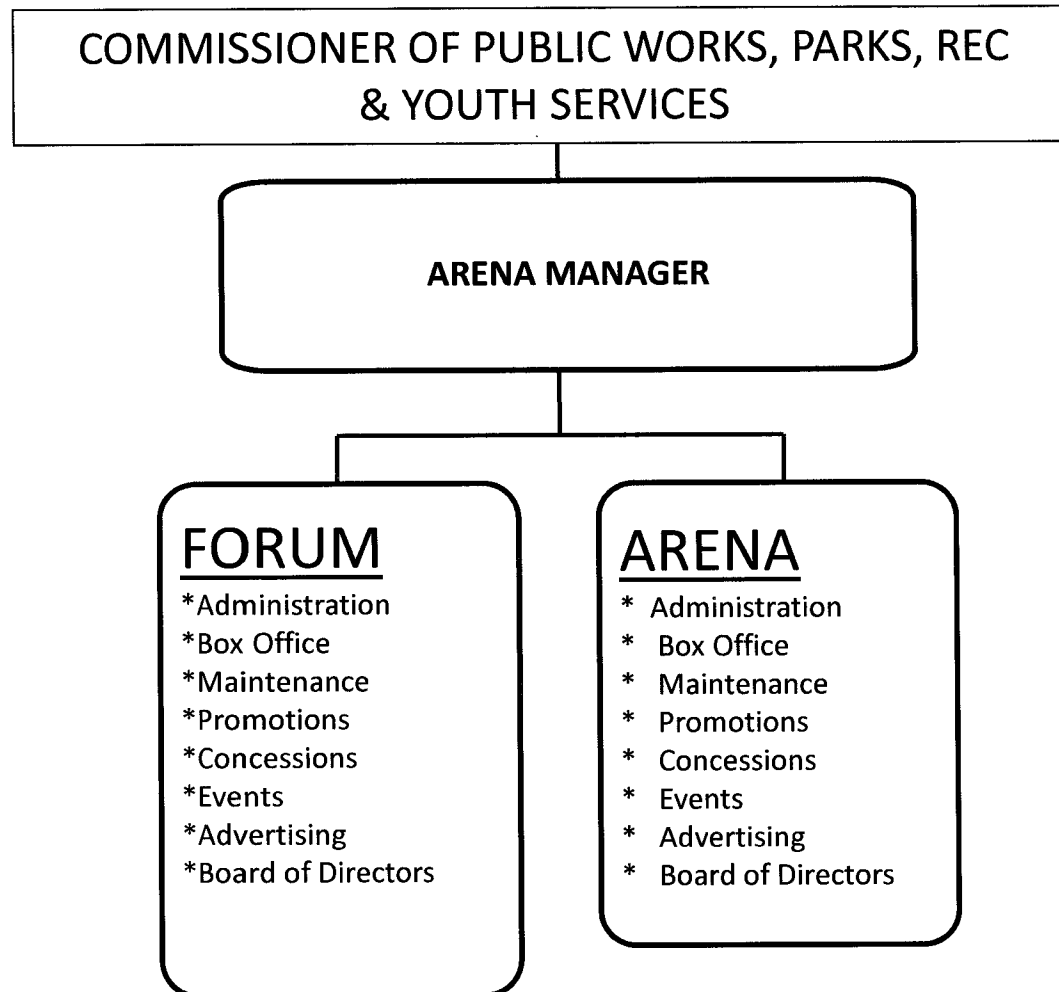
DEPT: 38000000 Solid Waste Management

Account	2013 Actuals	2014 Budget	2014 YTD Actuals As of 10/13/14	2015 Budget Requested	2015 Budget Recommended	2015 Budget Adopted
0000070 Interest on Indebtedness Totals	748,631	669,279	290,175	689,818	689,818	689,818
0000080 Employee Benefits						
6008001 STATE RETIREMENT	238,951	237,121	175,026	221,682	221,682	221,682
6008002 SOCIAL SECURITY	88,424	79,225	48,091	89,633	89,633	89,633
6008004 WORKERS COMPENSATION	62,251	62,518	31,260	32,674	32,674	32,674
6008005 WORKERS COMP LT LIABILITY	-156,585	0	0	0	0	0
6008006 LIFE INSURANCE	330	315	230	319	319	319
6008007 HEALTH INSURANCE	251,247	259,860	187,991	245,576	245,576	245,576
6008008 OPEB - HEALTH INSURANCE	83,936	0	0	0	0	0
6008009 RETIREE HEALTH INSURANCE	73,646	80,312	53,312	85,966	85,966	85,966
6008010 DISABILITY INSURANCE	512	414	174	234	234	234
0000080 Employee Benefits Totals	642,712	719,765	496,084	676,084	676,084	676,084
Exp Totals for Dept: 38000000	9,032,839	10,071,039	3,763,456	9,921,006	9,921,006	9,921,006
Total for Dept: 38000000	-675,577	-430,493	3,262,800	-279,647	-279,647	-279,647

CULTURE AND RECREATION

<u>DEPARTMENT/DIVISION</u>	<u>PAGE</u>
Arena	388
Forum	395
En-Joie Golf Course	400
Parks, Recreation & Youth Services	
Administration	406
Recreation	413
Parks	417
County Library	421

FLOYD L. MAINES VETERANS' MEMORIAL ARENA



PARKS, RECREATION & YOUTH SERVICES

Floyd L. Maines Veterans' Memorial Arena

MISSION STATEMENT

To provide diversified entertainment to the community and surrounding areas at the maximum possible safety, efficiency and revenue.

DESCRIPTION

The Department of Parks and Recreation is a regional based parks and recreation system serving a population of roughly 185,000 people. The system consists of twenty-three watersheds, 14 park locations totaling over 4000 acres, one eighteen hole golf course, three beaches, a campground, a performing arts theater, a 6910 seat arena, cross-country skiing, swimming, one ice rink, boating, professional hockey, and many other leisure activities. The Floyd L. Maines Veterans' Memorial Arena is accounted for as a special revenue fund.

Located conveniently in downtown Binghamton, home of the AHL Binghamton Senators, and the STOP DWI Holiday Classic, the Floyd L. Maines Veterans' Memorial Arena continues to bring quality entertainment to Binghamton, NY. Aside from professional and scholastic sports, the Arena is also host to an array of other events, including concerts, family shows, ice shows, and trade shows. With its versatile seating of 4,910 permanent seats and 2,000 portable seats the arena truly is the area's premier multi-purpose venue. In 2013 upgrade and improvements were made the facility using the \$2,000,000 grant provided by the New York State Senate. In 2014 a new scoreboard will be installed as well as painting etc. of the inside of Arena.

2015 OBJECTIVES/HIGHLIGHTS

- Continue our partnership with the American Hockey League Binghamton Senators.
- Continue with a concessionaire to manage concession operation.
- Increase the number of concerts.
- Increase the number of multi-show family events.
- Continue to provide a facility for community/scholastic events.
- Capital improvement request to reflect our need for additional professional equipment/facilities for a more diversified use of the facility.
- Continue to upgrade and improve the facility using the grants provided by the New York State Senate when available.

39010008

PARKS, RECREATION & YOUTH SERVICES/Floyd L. Maines Veterans' Memorial Arena

<u>Title of Position</u>	<u>Grade/Unit</u>	<u>2013 Actuals</u>	<u>As of 7/7/2014 Current Authorized</u>	<u>2015 Requested</u>	<u>2015 Recommended</u>	<u>2015 Adopted</u>
<u>FULL TIME</u>						
Arena Manager	E Admin	1	1	1	1	1
Assistant Arena Manager	16 CSEA	1	1	1	1	1
Secretary	13 CSEA	1	1	1	1	1
Box Office Manager	19 BAPA	1	1	1	1	1
Assistant Box Office Manager	11 BAPA	<u>1</u>	<u>1</u>	<u>1</u>	<u>1</u>	<u>1</u>
Total Full-Time Positions		5	5	5	5	5
<u>PART TIME</u>						
Custodial Worker	6 CSEA	<u>4</u>	<u>2</u>	<u>2</u>	<u>2</u>	<u>2</u>
Total Part-Time Positions		4	2	2	2	2
TOTAL POSITIONS		9	7	7	7	7

BROOME COUNTY GOVERNMENT
 REVENUE AND APPROPRIATION SUMMARY BY DEPARTMENT

FUND: 3110 Arena Operating
 DEPT: 39000000 Arena

Account	2013 Actuals	2014 Budget	2014 YTD Actuals As of 10/13/14	2015 Budget Requested	2015 Budget Recommended	2015 Budget Adopted
0000002 Departmental Income						
5000165 MISCELLANEOUS	10,748	0	0	0	0	0
5000177 RENTALS & FEES	241,855	400,000	173,748	400,000	400,000	400,000
5000178 CONCESSIONS	59,742	93,000	45,132	93,000	93,000	93,000
5000179 CHARGES FOR SERVICES	19,085	7,500	10,066	15,000	15,000	15,000
5000180 CHARGES FOR EVENT STAFF	42,760	37,000	31,627	45,000	45,000	45,000
0000002 Departmental Income Total	374,190	537,500	260,573	553,000	553,000	553,000
0000003 Use of Money						
5000451 INTEREST AND EARNINGS	11,489	750	-10,004	750	750	750
5000471 COMMISSIONS	251,943	90,000	-74,779	90,000	90,000	90,000
5000472 ADVERTISING	5,000	15,000	0	80,000	80,000	80,000
0000003 Use of Money Total	268,432	105,750	-84,783	170,750	170,750	170,750
0000006 Sale of Prop and Comp for Loss						
5000518 SALE OF EQUIPMENT	394	0	0	0	0	0
0000006 Sale of Prop and Comp for Loss Total	394	0	0	0	0	0
0000007 Misc Interfund Revenues						
5000532 PREMIUM & ACCRUED INT ON OBLIG	22,335	0	0	0	0	0
5000540 GAIN FROM DISPOSITION OF ASSET	0	0	8,500	0	0	0
5000562 TRANSFER FROM GENERAL FUND	1,008,299	943,285	943,285	819,752	819,752	819,752
5000563 TRANSFER FROM CAPITAL FUND	4	0	0	0	0	0
5000569 TRANSFER - DEBT SERVICE FUND	0	0	130,211	125,000	125,000	125,000
5000580 UNUSED CAPITAL FUND	782,034	0	0	0	0	0
0000007 Misc Interfund Revenues Total	1,812,672	943,285	1,081,996	944,752	944,752	944,752
0000009 Federal Aid						
5000952 ARRA DEBT REIMBURSEMENT	10,858	11,352	5,266	10,534	10,534	10,534
0000009 Federal Aid Total	10,858	11,352	5,266	10,534	10,534	10,534
Rev Totals for Dept: 39000000	2,466,546	1,597,887	1,263,052	1,679,036	1,679,036	1,679,036

REPORT:BP032

BROOME COUNTY GOVERNMENT
REVENUE AND APPROPRIATION SUMMARY BY DEPARTMENT

FUND: 3110 Arena Operating
DEPT: 39000000 Arena

Account	2013 Actuals	2014 Budget	2014 YTD Actuals As of 10/13/14	2015 Budget Requested	2015 Budget Recommended	2015 Budget Adopted
0000010 Personal Service						
6001000 SALARIES FULL-TIME	213,417	264,499	193,320	265,858	265,858	265,858
6001001 SALARIES PART-TIME	56,967	56,439	41,523	56,439	56,439	56,439
6001002 SALARIES TEMPORARY	153,253	142,392	89,138	156,135	156,135	156,135
6001003 SALARIES OVERTIME	4,101	3,000	803	3,000	3,000	3,000
6001004 SALARIES SHIFT DIFFERENTIAL	1,654	2,000	1,010	2,000	2,000	2,000
6001009 OTHER PERSONNEL SERVICES	250	845	200	845	845	845
0000010 Personal Service Totals	429,642	469,175	325,994	484,277	484,277	484,277
0000040 Contractual Expenditures						
6004001 MAT & SUPPLIES-SIGNS & POSTS	1,334	0	0	0	0	0
6004010 BOOKS AND SUBSCRIPTIONS	489	500	450	500	500	500
6004012 OFFICE SUPPLIES	1,542	1,454	1,269	1,250	1,250	1,250
6004021 BLDG MAINTENANCE SUPPLIES	15,673	18,642	7,462	18,000	18,000	18,000
6004022 FUEL AND HEATING SUPPLIES	61,953	115,000	51,978	100,000	100,000	100,000
6004023 BLDG AND GROUNDS SUPPLIES	22,638	24,384	8,242	24,384	24,384	24,384
6004040 MOTOR EQUIPMENT SUPPLIES	416	1,000	101	1,000	1,000	1,000
6004046 GAS OIL GREASE AND DIESEL FUEL	0	100	141	100	100	100
6004048 MISC OPERATIONAL SUPPLIES	341	500	217	500	500	500
6004052 UNIFORMS	575	0	415	0	0	0
6004054 SAFETY SUPPLIES	0	200	0	200	200	200
6004055 COMPUTER SOFTWARE AND SUPPLIES	0	500	0	500	500	500
6004056 COMPUTER EQUIPMENT(NON CAPITAL	470	0	0	0	0	0
6004100 POSTAGE AND FREIGHT	30	200	54	200	200	200
6004105 DUES AND MEMBERSHIPS	445	450	489	450	450	450
6004106 GENERAL OFFICE EXPENSES	89	0	89	0	0	0
6004112 BLDG GROUNDS AND EQUIP REPAIR	3,889	4,000	0	4,000	4,000	4,000
6004113 WATER AND SEWAGE CHARGES	26,463	37,500	22,288	30,000	30,000	30,000
6004114 HEATING AND AIR COND PLANT EXP	79,549	78,000	81,108	80,000	80,000	80,000
6004115 ELECTRIC CURRENT	237,709	400,000	296,140	400,000	400,000	400,000
6004117 BUILDING AND GROUNDS EXPENSES	27,084	40,274	17,829	35,000	35,000	35,000
6004130 MOTOR EQUIP REPAIRS AND MAINT	0	1,000	0	1,000	1,000	1,000
6004133 UNIFORM AND CLOTHING ALLOWANCE	1,668	1,500	492	1,500	1,500	1,500
6004136 OPERATIONAL EQUIPMENT REPAIRS	230	0	0	0	0	0
6004137 ADVERTISING AND PROMOTION EXPE	12,912	5,000	1,672	2,500	2,500	2,500
6004138 OTHER OPERATIONAL EXPENSES	49,560	0	0	0	0	0
6004162 EDUCATION AND TRAINING	1,275	0	210	0	0	0

BROOME COUNTY GOVERNMENT
REVENUE AND APPROPRIATION SUMMARY BY DEPARTMENT

FUND: 3110 Arena Operating
DEPT: 39000000 Arena

Account	2013 Actuals	2014 Budget	2014 YTD Actuals As of 10/13/14	2015 Budget Requested	2015 Budget Recommended	2015 Budget Adopted
6004196 COPYING MACHINE RENTALS	1,362	1,500	1,022	1,500	1,500	1,500
6004504 OTHER FINANCIAL SERVICES	1,254	1,178	0	1,098	1,098	1,098
0000040 Contractual Expenditures Totals	548,950	732,882	491,668	703,682	703,682	703,682
0000041 Chargeback Expenses						
6004602 INSURANCE PREMIUM CHARGEBACK	16,657	18,228	9,114	16,819	16,819	16,819
6004615 GASOLINE CHARGEBACK	1,232	1,725	989	1,190	1,190	1,190
6004634 Indirect Costs - Excess of Bud	180,020	0	0	0	0	0
0000041 Chargeback Expenses Totals	197,909	19,953	10,103	18,009	18,009	18,009
0000060 Principal on Indebtedness						
6006000 PRINCIPAL ON SERIAL BONDS	68,461	71,247	71,247	74,156	74,156	74,156
6006001 PRINCIPAL ON BANS	60,000	57,643	56,213	137,643	137,643	137,643
6006008 PRINCIPAL ON CAPITAL LEASE	144,053	0	0	0	0	0
0000060 Principal on Indebtedness Totals	272,514	128,890	127,460	211,799	211,799	211,799
0000070 Interest on Indebtedness						
6007000 INTEREST ON SERIAL BONDS	59,661	56,857	29,146	53,959	53,959	53,959
6007001 INTEREST ON BANS	9,000	37,782	37,782	24,918	24,918	24,918
6007005 INTEREST ON CAPITAL LEASE	44,707	0	0	0	0	0
0000070 Interest on Indebtedness Totals	113,368	94,639	66,928	78,877	78,877	78,877
0000080 Employee Benefits						
6008001 STATE RETIREMENT	59,615	60,501	53,574	65,345	65,345	65,345
6008002 SOCIAL SECURITY	31,567	20,211	23,795	35,949	35,949	35,949
6008004 WORKERS COMPENSATION	3,213	2,711	1,356	2,692	2,692	2,692
6008006 LIFE INSURANCE	94	75	82	75	75	75
6008007 HEALTH INSURANCE	37,226	41,240	39,098	50,878	50,878	50,878
6008009 RETIREE HEALTH INSURANCE	28,348	32,231	20,625	27,297	27,297	27,297
6008010 DISABILITY INSURANCE	417	156	244	156	156	156
6008011 UNEMPLOYMENT INSURANCE	176	0	633	0	0	0
6008013 HEALTH INS - RETIRE INCENTIVE	1,042	0	0	0	0	0
0000080 Employee Benefits Totals	161,698	157,125	139,407	182,392	182,392	182,392

REPORT:BP032

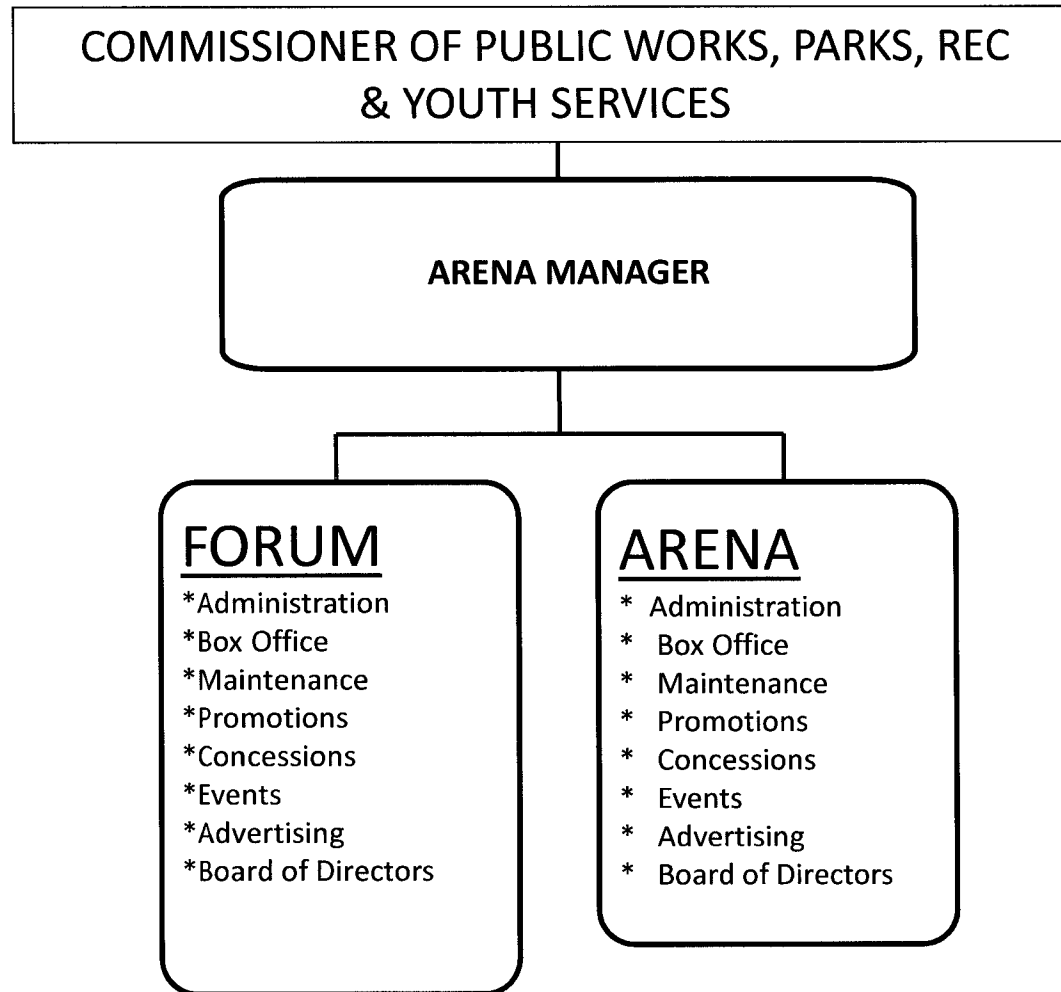
BROOME COUNTY GOVERNMENT
REVENUE AND APPROPRIATION SUMMARY BY DEPARTMENT

FUND: 3110 Arena Operating

DEPT: 39000000 Arena

Account	2013 Actuals	2014 Budget	2014 YTD Actuals As of 10/13/14	2015 Budget Requested	2015 Budget Recommended	2015 Budget Adopted
0000090 Transfers						
6009001 TRANSFER TO CAPITAL FUND	5,466	0	0	0	0	0
6009012 TRANSFER TO DEBT SERVICE FUND	775,825	0	0	0	0	0
0000090 Transfers Totals	<u>781,291</u>	<u>0</u>	<u>0</u>	<u>0</u>	<u>0</u>	<u>0</u>
Exp Totals for Dept: 39000000	<u>2,505,372</u>	<u>1,602,664</u>	<u>1,161,560</u>	<u>1,679,036</u>	<u>1,679,036</u>	<u>1,679,036</u>
Total for Dept: 39000000	<u>-38,826</u>	<u>-4,777</u>	<u>101,492</u>	<u>0</u>	<u>0</u>	<u>0</u>

FORUM (PERFORMING ARTS THEATRE)



PARKS, RECREATION & YOUTH SERVICES

Forum (Performing Arts Theater)

MISSION STATEMENT

To provide diversified arts entertainment to Broome County and surrounding areas at the maximum safety, efficiency, and revenue. Also to provide a facility for local arts groups to perform.

DESCRIPTION

The Historically Registered Forum Theatre is home to the Binghamton Philharmonic, Tri-Cities Opera, Broadway Theatre League, and various dance groups. Located in Historic Downtown Binghamton this restored vaudeville house provides an intimate setting for these Broome County Arts Groups as well as other touring concerts and family shows. Built in 1919 and a seating capacity of 1,527 the Forum Theatre still remains as a central cultural facility for the region.

2015 OBJECTIVES

- Maintain a first class arts theater
- Continue to market the Forum for various shows/concerts
- Increase usage in the summer months
- Complete yearly facility inspection
- Address equipment repairs and replacement as advised by Public Works Buildings and Grounds
- Identify needed upgrades and improvements to the facility and develop a plan to complete the projects

42010008

PARKS, RECREATION & YOUTH SERVICES/Forum (Performing Arts Theatre)

<u>Title of Position</u>	<u>Grade/Unit</u>	<u>2013 Actuals</u>	<u>As of 7/7/2014 Current Authorized</u>	<u>2015 Requested</u>	<u>2015 Recommended</u>	<u>2015 Adopted</u>
<hr/> <u>FULL TIME</u> <hr/>						
Maintenance Worker	7 CSEA	<u>1</u>	<u>1</u>	<u>1</u>	<u>1</u>	<u>1</u>
Total Full-Time Positions		1	1	1	1	1
<hr/> <u>PART TIME</u> <hr/>						
Total Part-Time Positions		0	0	0	0	0
TOTAL POSITIONS		1	1	1	1	1

REPORT:BP032

BROOME COUNTY GOVERNMENT
REVENUE AND APPROPRIATION SUMMARY BY DEPARTMENT

FUND: 1010 General Operating
DEPT: 42000000 Forum

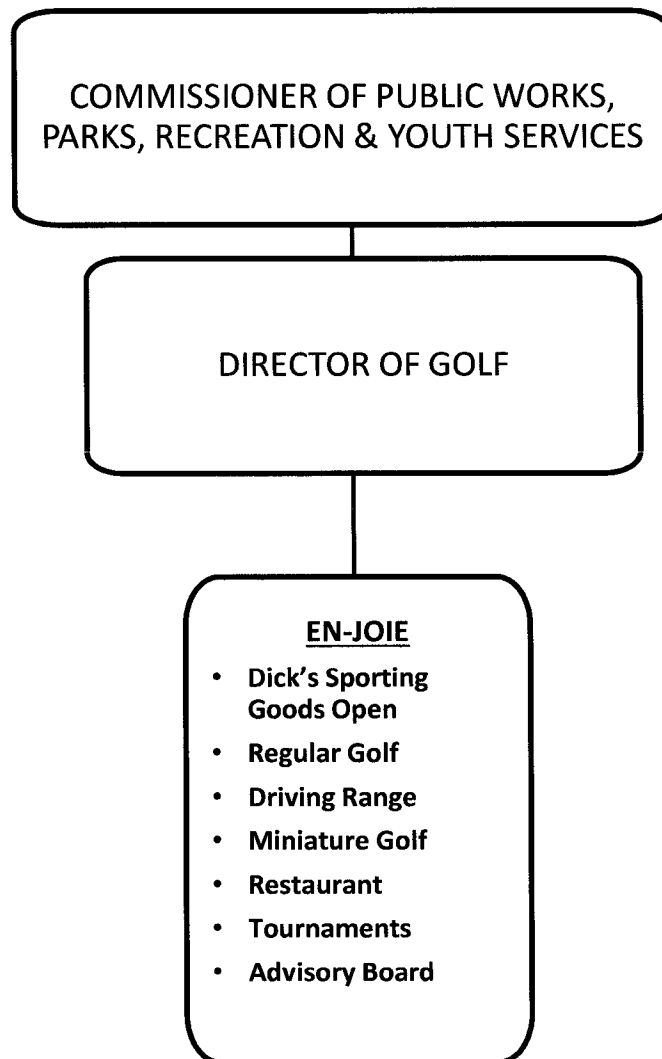
Account	2013 Actuals	2014 Budget	2014 YTD Actuals As of 10/13/14	2015 Budget Requested	2015 Budget Recommended	2015 Budget Adopted
0000002 Departmental Income						
5000177 RENTALS & FEES	61,333	76,000	49,030	76,000	76,000	76,000
5000178 CONCESSIONS	12,809	10,000	7,162	10,000	10,000	10,000
5000179 CHARGES FOR SERVICES	9,418	4,000	6,072	4,000	4,000	4,000
5000180 CHARGES FOR EVENT STAFF	9,116	7,000	5,000	7,000	7,000	7,000
0000002 Departmental Income Total	92,676	97,000	67,264	97,000	97,000	97,000
0000003 Use of Money						
5000471 COMMISSIONS	395	0	78	0	0	0
0000003 Use of Money Total	395	0	78	0	0	0
0000007 Misc Interfund Revenues						
5000561 TRANSFER FROM RESERVE FUND	0	0	0	66,010	66,010	66,010
0000007 Misc Interfund Revenues Total	0	0	0	66,010	66,010	66,010
Rev Totals for Dept: 42000000	93,071	97,000	67,342	163,010	163,010	163,010
0000010 Personal Service						
6001000 SALARIES FULL-TIME	40,232	41,394	29,500	41,394	41,394	41,394
6001003 SALARIES OVERTIME	3,266	2,000	684	2,000	2,000	2,000
6001004 SALARIES SHIFT DIFFERENTIAL	0	120	0	120	120	120
6001009 OTHER PERSONNEL SERVICES	200	200	200	200	200	200
0000010 Personal Service Totals	43,698	43,714	30,384	43,714	43,714	43,714
0000040 Contractual Expenditures						
6004012 OFFICE SUPPLIES	187	651	225	500	500	500
6004021 BLDG MAINTENANCE SUPPLIES	1,065	4,935	626	4,000	4,000	4,000
6004022 FUEL AND HEATING SUPPLIES	21,271	35,000	21,824	31,000	31,000	31,000
6004023 BLDG AND GROUNDS SUPPLIES	568	5,000	0	5,000	5,000	5,000
6004048 MISC OPERATIONAL SUPPLIES	239	500	135	500	500	500
6004100 POSTAGE AND FREIGHT	21	0	0	0	0	0

BROOME COUNTY GOVERNMENT
REVENUE AND APPROPRIATION SUMMARY BY DEPARTMENT

FUND: 1010 General Operating
DEPT: 42000000 Forum

Account	2013 Actuals	2014 Budget	2014 YTD Actuals As of 10/13/14	2015 Budget Requested	2015 Budget Recommended	2015 Budget Adopted
6004112 BLDG GROUNDS AND EQUIP REPAIR	5,362	5,000	0	5,000	5,000	5,000
6004113 WATER AND SEWAGE CHARGES	1,720	2,500	1,415	2,500	2,500	2,500
6004114 HEATING AND AIR COND PLANT EXP	2,922	2,500	3,025	2,500	2,500	2,500
6004115 ELECTRIC CURRENT	23,772	35,000	15,705	31,000	31,000	31,000
6004117 BUILDING AND GROUNDS EXPENSES	3,249	5,000	548	5,000	5,000	5,000
6004133 UNIFORM AND CLOTHING ALLOWANCE	0	160	0	160	160	160
6004136 OPERATIONAL EQUIPMENT REPAIRS	252	0	0	0	0	0
6004137 ADVERTISING AND PROMOTION EXPE	343	0	0	0	0	0
6004138 OTHER OPERATIONAL EXPENSES	0	500	0	500	500	500
6004196 COPYING MACHINE RENTALS	420	420	315	420	420	420
0000040 Contractual Expenditures Totals	61,391	97,166	43,818	88,080	88,080	88,080
0000041 Chargeback Expenses						
6004602 INSURANCE PREMIUM CHARGEBACK	8,550	4,339	2,170	2,334	2,334	2,334
0000041 Chargeback Expenses Totals	8,550	4,339	2,170	2,334	2,334	2,334
0000080 Employee Benefits						
6008001 STATE RETIREMENT	8,824	9,479	6,619	8,403	8,403	8,403
6008002 SOCIAL SECURITY	3,107	3,244	2,109	3,344	3,344	3,344
6008006 LIFE INSURANCE	15	15	11	15	15	15
6008007 HEALTH INSURANCE	16,043	16,873	12,840	17,042	17,042	17,042
6008010 DISABILITY INSURANCE	128	78	58	78	78	78
0000080 Employee Benefits Totals	28,117	29,689	21,637	28,882	28,882	28,882
Exp Totals for Dept: 42000000	141,756	174,908	98,009	163,010	163,010	163,010
Total for Dept: 42000000	-48,685	-77,908	-30,667	0	0	0

EN-JOIE GOLF COURSE



EN-JOIE GOLF COURSE

MISSION STATEMENT

The En-Joie Golf Club is in business to provide its members and patrons with a very high quality golfing experience.

DESCRIPTION

En-Joie Golf Club is a championship golf course nestled along the Susquehanna River in Endicott. En-Joie has been the focal point of golf in the Southern Tier and has a storied history within the golf community.

The golf course features over 50 sand bunkers, numerous water hazards, bent grass greens and narrow tree-lined fairways that are sure to challenge any golfer. The facility includes a practice driving range, large putting green, full-service snack bar and grill room, men's and women's locker rooms, and a professionally run golf shop.

En-Joie offers annual membership and is also open to the public. The golf course is open from early-April through late-November.

2015 OBJECTIVES

- Providing an extremely relaxing and enjoyable environment for the game of golf.
- Promoting the game of golf.
- Providing superior customer service to all members and guests.
- Providing innovative and technically sound golf instruction.
- Offering new and appealing merchandise to the public.
- Maintaining the best conditioned and manicured championship golf course in the County.
- Hosting charity, corporate, and municipal outings.
- Continually improving goodwill and faith within the surrounding community.

41010008 PARKS & RECREATION/En-Joie Golf Course

<u>Title of Position</u>	<u>Grade/Unit</u>	2013 <u>Actuals</u>	As of 7/7/2014 Current <u>Authorized</u>	2015 <u>Requested</u>	2015 <u>Recommended</u>	2015 <u>Adopted</u>
<u>FULL TIME</u>						
Director of Golf	NA	1	1	1	1	1
Superintendent of Golf	NA	<u>1</u>	<u>1</u>	<u>1</u>	<u>1</u>	<u>1</u>
Total Full-Time Positions		2	2	2	2	2
<u>PART TIME</u>						
Total Part-Time Positions		0	0	0	0	0
TOTAL POSITIONS		2	2	2	2	2

BROOME COUNTY GOVERNMENT
REVENUE AND APPROPRIATION SUMMARY BY DEPARTMENT

FUND: 3140 EnJoie Operating
DEPT: 41000000 En Joie Golf Course

Account	2013 Actuals	2014 Budget	2014 YTD Actuals As of 10/13/14	2015 Budget Requested	2015 Budget Recommended	2015 Budget Adopted
0000002 Departmental Income						
5000177 RENTALS & FEES	0	0	0	2,000	2,000	2,000
5000234 DRIVING RANGE FEES	36,019	35,000	31,906	36,000	36,000	36,000
5000235 GREENS FEES	380,650	375,500	348,424	382,000	382,000	382,000
5000236 ANNUAL MEMBERSHIP	203,200	205,000	193,535	202,000	202,000	202,000
5000237 GOLF CART RENTALS	147,127	160,000	137,483	152,000	152,000	152,000
5000426 MISCELLANEOUS	3,637	5,000	3,722	4,000	4,000	4,000
5000434 MERCHANDISE SALES	42,885	32,000	41,535	44,000	44,000	44,000
0000002 Departmental Income Total	813,518	812,500	756,605	822,000	822,000	822,000
0000003 Use of Money						
5000465 TOURNAMENT RENTALS	106,418	108,000	0	109,000	109,000	109,000
5000467 RESTAURANT RENTAL	17,000	23,000	23,004	23,000	23,000	23,000
0000003 Use of Money Total	123,418	131,000	23,004	132,000	132,000	132,000
0000007 Misc Interfund Revenues						
5000534 TRANSFER FROM INSURANCE RESERV	1,509	0	881	0	0	0
5000562 TRANSFER FROM GENERAL FUND	31,370	0	0	0	0	0
0000007 Misc Interfund Revenues Total	32,879	0	881	0	0	0
0000009 Federal Aid						
5000952 ARRA DEBT REIMBURSEMENT	976	1,019	473	946	946	946
0000009 Federal Aid Total	976	1,019	473	946	946	946
Rev Totals for Dept: 41000000	970,791	944,519	780,963	954,946	954,946	954,946
0000010 Personal Service						
6001000 SALARIES FULL-TIME	123,990	124,944	94,366	124,944	124,944	124,944
6001002 SALARIES TEMPORARY	247,446	289,000	215,961	290,000	290,000	290,000
0000010 Personal Service Totals	371,436	413,944	310,327	414,944	414,944	414,944

REPORT:BP032

BROOME COUNTY GOVERNMENT
REVENUE AND APPROPRIATION SUMMARY BY DEPARTMENT

FUND: 3140 EnJoie Operating
DEPT: 41000000 En Joie Golf Course

Account	2013 Actuals	2014 Budget	2014 YTD Actuals As of 10/13/14	2015 Budget Requested	2015 Budget Recommended	2015 Budget Adopted
0000040 Contractual Expenditures						
6004012 OFFICE SUPPLIES	503	500	444	500	500	500
6004021 BLDG MAINTENANCE SUPPLIES	1,941	500	3,113	2,500	2,500	2,500
6004022 FUEL AND HEATING SUPPLIES	7,091	9,000	4,631	7,000	7,000	7,000
6004023 BLDG AND GROUNDS SUPPLIES	71,765	65,000	62,723	65,000	65,000	65,000
6004040 MOTOR EQUIPMENT SUPPLIES	14,042	14,000	11,856	14,000	14,000	14,000
6004046 GAS OIL GREASE AND DIESEL FUEL	20,003	20,000	14,720	20,000	20,000	20,000
6004047 TIRES AND TUBES	939	1,000	911	1,000	1,000	1,000
6004048 MISC OPERATIONAL SUPPLIES	10,652	8,000	5,038	8,000	8,000	8,000
6004053 RECREATIONAL AND ACTIVITY SUPP	21,393	22,000	32,355	25,000	25,000	25,000
6004054 SAFETY SUPPLIES	691	500	62	500	500	500
6004100 POSTAGE AND FREIGHT	0	100	0	100	100	100
6004101 TELEPHONE	20	25	24	50	50	50
6004104 TELEPHONE LONG DISTANCE	0	25	0	0	0	0
6004105 DUES AND MEMBERSHIPS	1,746	2,100	2,161	2,100	2,100	2,100
6004112 BLDG GROUNDS AND EQUIP REPAIR	8,264	4,000	561	4,000	4,000	4,000
6004113 WATER AND SEWAGE CHARGES	16,791	18,000	22,776	18,000	18,000	18,000
6004115 ELECTRIC CURRENT	44,413	38,000	29,201	44,000	44,000	44,000
6004117 BUILDING AND GROUNDS EXPENSES	15,625	9,000	10,219	15,100	15,100	15,100
6004130 MOTOR EQUIP REPAIRS AND MAINT	3,870	2,000	140	2,000	2,000	2,000
6004137 ADVERTISING AND PROMOTION EXPE	4,268	15,000	7,886	14,000	14,000	14,000
6004138 OTHER OPERATIONAL EXPENSES	13,051	2,681	2,586	12,600	12,600	12,600
6004160 MILEAGE AND PARKING-LOCAL	0	0	300	0	0	0
6004161 TRAVEL HOTEL AND MEALS	641	0	179	500	500	500
6004162 EDUCATION AND TRAINING	130	0	0	0	0	0
6004190 COUNTY RENTALS-MACHINERY	110,230	115,000	107,288	112,000	112,000	112,000
6004192 SOFTWARE MAINTENANCE	1,400	1,400	1,400	1,400	1,400	1,400
6004200 PROPERTY LOSS	1,009	0	731	0	0	0
6004203 INSURANCE CLAIMS	500	0	150	0	0	0
6004504 OTHER FINANCIAL SERVICES	8,792	8,607	7,961	8,599	8,599	8,599
0000040 Contractual Expenditures Totals	379,770	356,438	329,416	377,949	377,949	377,949
0000041 Chargeback Expenses						
6004602 INSURANCE PREMIUM CHARGEBACK	13,744	22,127	16,595	20,469	20,469	20,469
6004609 DATA PROCESSING CHARGEBACKS	6,601	8,190	4,095	12,936	12,936	12,936
6004614 OTHER CHARGEBACK EXPENSES	33	100	0	10	10	10
6004617 DUPLICATING/PRINTING CHARGEBAC	36	100	32	100	100	100
6004618 OFFICE SUPPLIES CHARGEBACK	0	0	42	60	60	60
6004619 BUILDING SERVICE CHARGEBACK	3,239	8,000	6,320	8,000	8,000	8,000

BROOME COUNTY GOVERNMENT
 REVENUE AND APPROPRIATION SUMMARY BY DEPARTMENT

FUND: 3140 EnJoie Operating
 DEPT: 41000000 En Joie Golf Course

Account	2013 Actuals	2014 Budget	2014 YTD Actuals As of 10/13/14	2015 Budget Requested	2015 Budget Recommended	2015 Budget Adopted
6004634 Indirect Costs - Excess of Bud	31,370	0	0	0	0	0
0000041 Chargeback Expenses Totals	55,023	38,517	27,084	41,575	41,575	41,575
0000060 Principal on Indebtedness						
6006000 PRINCIPAL ON SERIAL BONDS	6,151	6,401	6,401	6,662	6,662	6,662
0000060 Principal on Indebtedness Totals	6,151	6,401	6,401	6,662	6,662	6,662
0000070 Interest on Indebtedness						
6007000 INTEREST ON SERIAL BONDS	5,360	5,109	2,618	4,848	4,848	4,848
0000070 Interest on Indebtedness Totals	5,360	5,109	2,618	4,848	4,848	4,848
0000080 Employee Benefits						
6008001 STATE RETIREMENT	29,367	28,612	20,360	25,364	25,364	25,364
6008002 SOCIAL SECURITY	27,895	31,744	23,469	31,744	31,744	31,744
6008004 WORKERS COMPENSATION	3,793	3,045	1,523	2,106	2,106	2,106
6008007 HEALTH INSURANCE	28,284	30,709	13,006	16,836	16,836	16,836
6008011 UNEMPLOYMENT INSURANCE	33,894	30,000	13,826	30,000	30,000	30,000
0000080 Employee Benefits Totals	123,233	124,110	72,184	106,050	106,050	106,050
Exp Totals for Dept: 41000000	940,973	944,519	748,030	952,028	952,028	952,028
Total for Dept: 41000000	29,818	0	32,933	2,918	2,918	2,918

PARKS, RECREATION & YOUTH SERVICES

COMMISSIONER OF PUBLIC WORKS, PARKS, REC
& YOUTH SERVICES

DIRECTOR OF PARKS, REC & YOUTH
SERVICES

ADMIN

- *Administration
- *Facility Reservations
- *Watershed Mgt.
- *Special Events
- *Policy Procedure
- *Security

PARKS

- *Maintenance
- *Landscaping
- *Plant Operations
- *Special Events
- *General Operations

RECREATION

- *Outdoor Recreation
- *Nature Center
- *Aquatics
- *Boating
- *Winter/Summer Sports
- *Food Concession
- *Campgrounds
- *Seasonal Employees

GRANTS

- *Snowmobile Trail Maintenance
- *OCFS

YOUTH BUREAU

- *Agency Monitoring/ Coordination
- *Program Assistance
- *Youth Advocacy
- *Child/Family Services Plan
- *Integrated County Planning

GRANTS

- *Runaway/ Homeless Youth
- *YDDP
- *SDP

PARKS, RECREATION & YOUTH SERVICES

Administration and Youth Bureau

MISSION STATEMENT-Administration

The Administrative Division of the Parks and Recreation Department provides the support services for the entire department as well as interfacing with the County Executive, Legislature, and Law Department, State and Federal agencies and the community.

DESCRIPTION

Article XI provides for a Department of Parks and Recreation. It is a regionally based parks and recreation system serving a population of roughly 185,000 people. This park system consists of: Nathaniel Cole (317 acres) on County Route 63 in the Town of Colesville; Dorchester (1142 acres) in the Town of Triangle; Finch Hollow in the Town of Maine (12 acres); Greenwood (415 acres) on County Route 320 in the Town of Nanticoke; Grippen and Roundtop (46 acres) in the Village of Endicott; Hawkins Pond (307 acres) in the Town of Windsor; and Otsiningo (150 acres) in the Town of Dickinson. This system also includes three beaches, a campground, cross-country skiing, swimming, boating, a nature center/museum, a BMX track and many other leisure activities. Annually, approximately two million people use this system.

The department is also responsible for Aqua-Terra (466 undeveloped acres) in the Town of Binghamton and the BAGSAI Complex (softball fields) and the Community Garden Plots both in the Town of Dickinson.

The Administrative Division is also responsible for the Broome County Youth Bureau including interaction with numerous community based groups, agencies, municipalities and individuals. The Division works with the Youth Bureau Advisory Board and its various committees to support the youth of Broome County.

Local Law 8 of 2012 also defines the department to have charge and supervision of establishing programs for the aid and betterment of youth. This includes the performance of the duties of Executive Director of the Youth Bureau.

2015 OBJECTIVES

- Continue to provide quality facilities to the residents of Broome County.
- Maintain present level of service to the residents of Broome County.

2015 BUDGET HIGHLIGHTS

- Maintain present level of service.
- Continue to look for new revenue streams to offset our 2015 net County support.
- Utilize Adopt-a-Park Volunteers to assist in Parks.
- Continue to administer the following grant:
 - NYS Snowmobile Trail Maintenance

MISSION STATEMENT-Youth Bureau

The Broome County Youth Bureau's mission is to promote and encourage the development of a comprehensive system of services to youth and their families through planning, funding, coordination, evaluation and advocacy.

DESCRIPTION

The Broome County Youth Bureau was established by a resolution adopted by the Broome County Legislature on July 6, 1971. The

Youth Bureau is responsible for distributing Office of Children & Family Services funds to local agencies that provide services for youth in accordance with the Broome County Child & Family Services Plan. Local agencies apply to the County (Youth Bureau) for funds. Applications are evaluated by the Youth Bureau Advisory Board and approved by the County Legislature and County Executive. The Youth Bureau then applies to the NYS Office of Children and Family Services and/or other sources for program funding and enters into contracts with the agencies. The Youth Bureau also leads the efforts in planning for services for youth throughout Broome County.

2015 OBJECTIVES

- Strengthen and streamline our Request for Proposal process.
- Continue working with the Department of Social Services to strengthen the continuum of services and activities for children, youth and families identified in our Child and Family Services Plan.
- Continue to lead the effort to define goals, gather data and develop a comprehensive continuum for runaway and homeless youth, including the implementation of a program for runaway/homeless youth under age 21.
- Continue to monitor and evaluate all residential services provided for runaway and homeless youth under age of 21.
- Educate the community regarding youth issues, needs and problems and advocate for the adoption of strong legislation to better serve our youth.
- Continue to act as lead entity in planning efforts for youth in Broome County including the assessment of local youth needs and the development of strategies to address those needs.
- Reevaluate the funding priorities to better match the needs of the youth of Broome County.
- Work with various committees through-out the county to address pressing issues facing youth ie: teen pregnancy, child abuse, and suicide & drug abuse.
- Provide assistance to youth serving agencies through training, expert advice and coordination.

2015 BUDGET HIGHLIGHTS

- Continue to maintain Youth Services Program costs to state aid support level.

43010008

PARKS, RECREATION & YOUTH SERVICES/Administration

<u>Title of Position</u>	<u>Grade/Unit</u>	<u>2013 Actuals</u>	<u>As of 7/7/2014 Current Authorized</u>	<u>2015 Requested</u>	<u>2015 Recommended</u>	<u>2015 Adopted</u>
<u>FULL TIME</u>						
Director of Parks, Recreation & Youth Services	B Admin	1	1	1	1	1
Secretary	13 CSEA	<u>1</u>	<u>1</u>	<u>1</u>	<u>1</u>	<u>1</u>
Total Full-Time Positions		2	2	2	2	2
<u>PART TIME</u>						
Total Part-Time Positions		0	0	0	0	0
TOTAL POSITIONS		2	2	2	2	2

REPORT:BP033

BROOME COUNTY GOVERNMENT
 REVENUE AND APPROPRIATION SUMMARY
 BY DEPARTMENT AND DIVISION

FUND: 1010 General Operating
 DEPT: 43000000 Parks and Recreation
 DIV: 01 Parks & Rec-Admin

Account	2013 Actuals	2014 Budget	2014 YTD Actuals As of 10/13/14	2015 Budget Requested	2015 Budget Recommended	2015 Budget Adopted
43000000 Parks and Recreation						
0000002 Departmental Income						
5000106 MORTGAGE TAX	333	0	0	0	0	0
5000165 MISCELLANEOUS	10,968	11,000	21,266	11,000	11,000	11,000
5000196 GROUND RENTALS	3,000	5,000	3,667	5,000	5,000	5,000
0000002 Departmental Income Totals	14,301	16,000	24,933	16,000	16,000	16,000
0000003 Use of Money						
5000451 INTEREST AND EARNINGS	29	0	17	0	0	0
0000003 Use of Money Totals	29	0	17	0	0	0
0000006 Sale of Prop and Comp for Loss						
5000518 SALE OF EQUIPMENT	11,165	5,000	0	5,000	5,000	5,000
0000006 Sale of Prop and Comp for Loss Totals	11,165	5,000	0	5,000	5,000	5,000
0000007 Misc Interfund Revenues						
5000530 REFUNDS OF PRIOR YEARS EXPENDI	6	0	0	0	0	0
5000533 UNCLASSIFIED REVENUES	177	0	183	0	0	0
5000534 TRANSFER FROM INSURANCE RESERV	7,246	0	2,285	0	0	0
0000007 Misc Interfund Revenues Totals	7,429	0	2,468	0	0	0
0000008 State Aid						
5000873 YOUTH BUREAU	197,479	29,000	-37,703	30,000	30,000	30,000
5000875 YOUTH SERVICE PROGRAMS	0	186,000	0	178,753	178,753	178,753
0000008 State Aid Totals	197,479	215,000	-37,703	208,753	208,753	208,753
Rev Total for Div: 4301	230,403	236,000	-10,285	229,753	229,753	229,753
0000010 Personal Service						
6001000 SALARIES FULL-TIME	107,375	105,500	79,921	109,100	109,100	109,100

BROOME COUNTY GOVERNMENT
 REVENUE AND APPROPRIATION SUMMARY
 BY DEPARTMENT AND DIVISION

FUND: 1010 General Operating
 DEPT: 43000000 Parks and Recreation
 DIV: 01 Parks & Rec-Admin

Account	2013 Actuals	2014 Budget	2014 YTD Actuals As of 10/13/14	2015 Budget Requested	2015 Budget Recommended	2015 Budget Adopted
0000010 Personal Service Totals	107,375	105,500	79,921	109,100	109,100	109,100
0000040 Contractual Expenditures						
6004010 BOOKS AND SUBSCRIPTIONS	6	400	0	400	400	400
6004012 OFFICE SUPPLIES	1,115	2,085	355	2,000	2,000	2,000
6004022 FUEL AND HEATING SUPPLIES	1,489	1,011	0	0	0	0
6004030 FOOD AND BEVERAGES	0	25	0	25	25	25
6004048 MISC OPERATIONAL SUPPLIES	0	50	0	50	50	50
6004056 COMPUTER EQUIPMENT(NON CAPITAL	110	0	0	0	0	0
6004100 POSTAGE AND FREIGHT	22	25	3	25	25	25
6004105 DUES AND MEMBERSHIPS	0	602	602	602	602	602
6004106 GENERAL OFFICE EXPENSES	267	500	356	500	500	500
6004115 ELECTRIC CURRENT	536	0	0	0	0	0
6004137 ADVERTISING AND PROMOTION EXPE	200	200	200	200	200	200
6004141 YOUTH SERVICE PROGRAMS	134,909	172,000	-30,160	104,500	104,500	104,500
6004161 TRAVEL HOTEL AND MEALS	220	250	48	250	250	250
6004165 ADVISORY BD/TRUSTEES EXPENSES	0	150	44	150	150	150
6004200 PROPERTY LOSS	234	0	2,285	0	0	0
0000040 Contractual Expenditures Totals	139,108	177,298	-26,267	108,702	108,702	108,702
0000041 Chargeback Expenses						
6004602 INSURANCE PREMIUM CHARGEBACK	17,708	23,685	17,764	26,072	26,072	26,072
6004610 PERSONAL SERVICES CHARGEBACKS	4,015	3,800	0	3,900	3,900	3,900
0000041 Chargeback Expenses Totals	21,723	27,485	17,764	29,972	29,972	29,972
0000080 Employee Benefits						
6008001 STATE RETIREMENT	18,047	21,441	14,797	19,181	19,181	19,181
6008002 SOCIAL SECURITY	7,620	8,942	5,579	8,071	8,071	8,071
6008004 WORKERS COMPENSATION	46,207	56,008	28,004	67,119	67,119	67,119
6008006 LIFE INSURANCE	30	30	23	30	30	30
6008007 HEALTH INSURANCE	28,898	30,709	23,531	32,388	32,388	32,388
6008009 RETIREE HEALTH INSURANCE	77,532	87,757	58,505	94,313	94,313	94,313
6008010 DISABILITY INSURANCE	128	78	58	78	78	78
6008013 HEALTH INS - RETIRE INCENTIVE	3,034	0	0	0	0	0
0000080 Employee Benefits Totals	181,496	204,965	130,497	221,180	221,180	221,180

REPORT:BP033

BROOME COUNTY GOVERNMENT
 REVENUE AND APPROPRIATION SUMMARY
 BY DEPARTMENT AND DIVISION

FUND: 1010 General Operating
 DEPT: 43000000 Parks and Recreation
 DIV: 01 Parks & Rec-Admin

Account	2013 Actuals	2014 Budget	2014 YTD Actuals As of 10/13/14	2015 Budget Requested	2015 Budget Recommended	2015 Budget Adopted
Exp Total for Div: 4301	449,702	515,248	201,915	468,954	468,954	468,954
Total for Div: 43000000	-219,299	-279,248	-212,200	-239,201	-239,201	-239,201

PARKS, RECREATION & YOUTH SERVICES

Recreation

MISSION STATEMENT

To provide a safe and varied recreational experience that is family oriented yet can meet the needs of youth, senior citizens, and the disabled on a regional basis.

DESCRIPTION

Article XI provides for a Department of Parks and Recreation. It is a regionally based parks and recreation system serving a population of roughly 185,000 people. This park system consists of: Nathaniel Cole (317 acres) on County Route 63 in the Town of Colesville; Dorchester (1142 acres) in the Town of Triangle; Finch Hollow in the Town of Maine (12 acres); Greenwood (415 acres) on County Route 320 in the Town of Nanticoke; Grippen and Roundtop (46 acres) in the Village of Endicott; Hawkins Pond (307 acres) in the Town of Windsor; and Otsiningo (150 acres) in the Town of Dickinson. This system also includes three beaches, a campground, cross-country skiing, swimming, boating, a nature center/museum, a BMX track and many other leisure activities. Annually, approximately two million people use this system.

The department is also responsible for Aqua-Terra (466 undeveloped acres) in the Town of Binghamton and the BAGSAI Complex (softball fields) and the Community Garden Plots both in the Town of Dickinson.

2015 OBJECTIVES

- Maintain 2014 levels of advertising for department
- Continued efforts working with YMCA on aquatics programming and staffing
- Conduct the following special events:
 - o Crappie Derby
 - o Relay for Life and other fundraising walks and runs

- o Broome Bands Together Concert Series
- o Collegiate and High School Rowing Championships
- o Spiedie Fest/Balloon Rally
- o Broome County Parks Triathlon
- o Polar Plunge
- Continue to develop partnerships in the community with groups such as: Whitney Point Youth Association, CYO, Harpursville Youth, YMCA, Town of Chenango Parks Department, Otsiningo Farmers Market and Grippen Park BMX.
- Continue to provide nature and environmental education, free of charge, to Broome County School Districts.

2015 BUDGET HIGHLIGHTS

- Search for new partnerships for additional special events throughout the community
- Develop new marketing avenues and leisure entertainment activities for families
- Utilize Adopt-a-Park Volunteers to assist in Parks.
- Finch Hollow nature center will be administered by Cornell Cooperative Extension.
- Continue allocating staff out-of department for maintenance of the Arena/Forum.

43020008

PARKS, RECREATION & YOUTH SERVICES/Recreation

<u>Title of Position</u>	<u>Grade/Unit</u>	<u>2013 Actuals</u>	<u>As of 7/7/2014 Current Authorized</u>	<u>2015 Requested</u>	<u>2015 Recommended</u>	<u>2015 Adopted</u>
<u>FULL TIME</u>						
Director of Nature Interpretation	15 BAPA	1	1	0	0	0
Recreation & Youth Services Coordinator	15 BAPA	0	0	1	1	1
Naturalist	14 CSEA	<u>1</u>	<u>1</u>	<u>0</u>	<u>0</u>	<u>0</u>
Total Full-Time Positions		2	2	1	1	1
<u>PART TIME</u>						
Total Part-Time Positions		0	0	0	0	0
TOTAL POSITIONS		2	2	1	1	1

BROOME COUNTY GOVERNMENT
 REVENUE AND APPROPRIATION SUMMARY
 BY DEPARTMENT AND DIVISION

FUND: 1010 General Operating
 DEPT: 43000000 Parks and Recreation
 DIV: 02 Parks & Rec-Recreation

Account	2013 Actuals	2014 Budget	2014 YTD Actuals As of 10/13/14	2015 Budget Requested	2015 Budget Recommended	2015 Budget Adopted
0000002 Departmental Income						
5000165 MISCELLANEOUS	5,645	4,000	1,716	23,000	23,000	23,000
5000168 FOOD CONCESSION	31,175	47,000	31,918	47,000	47,000	47,000
5000169 BOAT CONCESSION	31,747	40,000	46,747	40,000	40,000	40,000
5000170 CAMPING	36,616	47,000	32,902	51,000	51,000	51,000
5000171 SHELTER RENTAL	43,765	42,000	44,940	45,000	45,000	45,000
5000172 SKI CONCESSION	3,240	8,000	7,062	9,000	9,000	9,000
5000184 YOUTH SUMMER SKILLS PROGRAMS	1,590	8,000	4,730	8,000	8,000	8,000
5000196 GROUND RENTALS	2,880	0	3,089	8,300	8,300	8,300
5000202 SWIMMING LESSONS	70	50	0	50	50	50
5000207 UNIFORM SALES	90	0	50	0	0	0
0000002 Departmental Income Totals	156,818	196,050	173,154	231,350	231,350	231,350
Rev Total for Div: 4302	156,818	196,050	173,154	231,350	231,350	231,350
0000010 Personal Service						
6001000 SALARIES FULL-TIME	100,606	103,162	74,191	53,124	53,124	53,124
6001002 SALARIES TEMPORARY	185,758	198,107	179,650	214,150	214,150	214,150
6001003 SALARIES OVERTIME	8,582	4,000	3,905	4,000	4,000	4,000
6001009 OTHER PERSONNEL SERVICES	1,300	1,000	1,450	1,000	1,000	1,000
0000010 Personal Service Totals	296,246	306,269	259,196	272,274	272,274	272,274
0000040 Contractual Expenditures						
6004030 FOOD AND BEVERAGES	9,253	15,776	6,675	15,106	15,106	15,106
6004048 MISC OPERATIONAL SUPPLIES	2,469	5,000	3,125	5,000	5,000	5,000
6004053 RECREATIONAL AND ACTIVITY SUPP	3,204	4,375	4,183	4,375	4,375	4,375
6004056 COMPUTER EQUIPMENT (NON CAPITAL	110	0	0	0	0	0
6004126 RECREATIONAL AND ACTIVITY EXPE	86	500	92	500	500	500
6004138 OTHER OPERATIONAL EXPENSES	2,000	0	0	0	0	0
6004147 OTHER PROGRAM EXPENSE	450	3,500	2,950	18,500	18,500	18,500
0000040 Contractual Expenditures Totals	17,572	29,151	17,025	43,481	43,481	43,481
0000080 Employee Benefits						

REPORT:BP033

BROOME COUNTY GOVERNMENT
REVENUE AND APPROPRIATION SUMMARY
BY DEPARTMENT AND DIVISION

FUND: 1010 General Operating
DEPT: 43000000 Parks and Recreation
DIV: 02 Parks & Rec-Recreation

Account	2013 Actuals	2014 Budget	2014 YTD Actuals As of 10/13/14	2015 Budget Requested	2015 Budget Recommended	2015 Budget Adopted
6008001 STATE RETIREMENT	23,422	21,441	19,364	10,784	10,784	10,784
6008002 SOCIAL SECURITY	21,795	23,150	19,068	20,828	20,828	20,828
6008006 LIFE INSURANCE	30	30	23	15	15	15
6008007 HEALTH INSURANCE	31,667	30,709	25,417	17,696	17,696	17,696
6008010 DISABILITY INSURANCE	128	78	58	0	0	0
0000080 Employee Benefits Totals	77,042	75,408	63,930	49,323	49,323	49,323
Exp Total for Div: 4302	390,860	410,828	340,151	365,078	365,078	365,078
Total for Div: 43000000	-234,042	-214,778	-166,997	-133,728	-133,728	-133,728

PARKS, RECREATION & YOUTH SERVICES

Parks

MISSION STATEMENT

To provide the skilled support services that maintain the various buildings and grounds in the Parks & Recreation Department using the most efficient and cost effective methods available while providing for the safety and health of the patron.

DESCRIPTION

Article XI provides for a Department of Parks and Recreation. It is a regionally based parks and recreation system serving a population of roughly 185,000 people. This park system consists of: Nathaniel Cole (317 acres) on County Route 63 in the Town of Colesville; Dorchester (1142 acres) in the Town of Triangle; Finch Hollow in the Town of Maine (12 acres); Greenwood (415 acres) on County Route 320 in the Town of Nanticoke; Grippen and Roundtop (46 acres) in the Village of Endicott; Hawkins Pond (307 acres) in the Town of Windsor; and Otsiningo (150 acres) in the Town of Dickinson. This system also includes three beaches, a campground, cross-country skiing, swimming, boating, a nature center/museum, a BMX track and many other leisure activities. Annually, approximately two million people use this system.

The department is also responsible for Aqua-Terra (466 undeveloped acres) in the Town of Binghamton and the BAGSAI Complex (softball fields) and the Community Garden Plots both in the Town of Dickenson.

2015 OBJECTIVES

- Continue to raise the visibility of the department through: promotional literature, public service announcements, participation by department personnel in public forums relevant to our mission, outreach to, and cooperation with, current and potential parks user groups, and whatever other cost-effective means are at our disposal.

- Facilitate maintenance of facilities through regular park inspections and consultation with Risk Manager
- Maintain roadway improvement program
- Continue development and implementation of capital projects
- Continue to enhance efficiency and promote cost-savings by forming partnerships with recreation groups, local municipalities and other County departments
- Maintain a comprehensive schedule of special events, ranging from established events such as the Spiedie Fest and Balloon Rally and the Broome County Parks Triathlon.
- Work in cooperation with the Otsiningo Farmers Market to support the operation of the outdoor market.

2015 BUDGET HIGHLIGHTS

- Purchase necessary equipment
- Continue allocating resources for maintenance of the Arena/Forum
- Capital improvement request for parks construction projects, surface rehabilitation and equipment replacement, and repairs and renovations
- Utilize Adopt-a-Park Volunteers to assist in Parks.
- Increase in Seasonal worker costs due to increase in New York State minimum wage

43030008

PARKS, RECREATION & YOUTH SERVICES/Parks

<u>Title of Position</u>	<u>Grade/Unit</u>	<u>2013 Actuals</u>	<u>As of 7/7/2014 Current Authorized</u>	<u>2015 Requested</u>	<u>2015 Recommended</u>	<u>2015 Adopted</u>
<u>FULL TIME</u>						
Assistant Recreation Facility Manager	16 CSEA	1	1	1	1	1
Park Manager	AFSCME	2	2	2	2	2
Assistant Park Manager	AFSCME	3	3	3	3	3
Park Equipment Maintenance Mechanic	AFSCME	1	1	1	1	1
Park Technician	AFSCME	5	5	5	5	5
Senior Park Technician	AFSCME	<u>3</u>	<u>3</u>	<u>3</u>	<u>3</u>	<u>3</u>
Total Full-Time Positions		15	15	15	15	15
<u>PART TIME</u>						
Total Part-Time Positions		0	0	0	0	0
TOTAL POSITIONS		15	15	15	15	15

BROOME COUNTY GOVERNMENT
 REVENUE AND APPROPRIATION SUMMARY
 BY DEPARTMENT AND DIVISION

FUND: 1010 General Operating
 DEPT: 43000000 Parks and Recreation
 DIV: 03 Parks & Rec-Parks

Account	2013 Actuals	2014 Budget	2014 YTD Actuals As of 10/13/14	2015 Budget Requested	2015 Budget Recommended	2015 Budget Adopted
0000003 Use of Money						
5000451 INTEREST AND EARNINGS	5	0	0	0	0	0
0000003 Use of Money Totals	5	0	0	0	0	0
0000007 Misc Interfund Revenues						
5000530 REFUNDS OF PRIOR YEARS EXPENDI	5,965	0	67	0	0	0
5000546 Trust Account Inflows	17,020	0	0	0	0	0
0000007 Misc Interfund Revenues Totals	22,985	0	67	0	0	0
Rev Total for Div: 4303	22,990	0	67	0	0	0
0000010 Personal Service						
6001000 SALARIES FULL-TIME	716,424	738,996	544,803	721,899	721,899	721,899
6001002 SALARIES TEMPORARY	70,229	74,577	68,886	83,129	83,129	83,129
6001003 SALARIES OVERTIME	33,215	28,500	27,030	12,500	12,500	12,500
6001004 SALARIES SHIFT DIFFERENTIAL	1,569	2,000	1,068	2,000	2,000	2,000
6001009 OTHER PERSONNEL SERVICES	6,085	7,000	3,420	7,000	7,000	7,000
0000010 Personal Service Totals	827,522	851,073	645,207	826,528	826,528	826,528
0000040 Contractual Expenditures						
6004021 BLDG MAINTENANCE SUPPLIES	27,995	45,000	21,987	45,000	45,000	45,000
6004022 FUEL AND HEATING SUPPLIES	13,729	27,407	24,649	25,000	25,000	25,000
6004023 BLDG AND GROUNDS SUPPLIES	25,895	34,021	23,345	32,000	32,000	32,000
6004030 FOOD AND BEVERAGES	39	0	7,253	0	0	0
6004040 MOTOR EQUIPMENT SUPPLIES	21,467	31,126	12,199	30,000	30,000	30,000
6004046 GAS OIL GREASE AND DIESEL FUEL	20,517	26,789	15,886	20,000	20,000	20,000
6004047 TIRES AND TUBES	6,125	5,000	2,833	5,000	5,000	5,000
6004048 MISC OPERATIONAL SUPPLIES	4,232	5,000	3,612	5,000	5,000	5,000
6004053 RECREATIONAL AND ACTIVITY SUPP	576	1,000	0	1,000	1,000	1,000
6004056 COMPUTER EQUIPMENT(NON CAPITAL	110	0	0	0	0	0
6004100 POSTAGE AND FREIGHT	2	0	0	0	0	0
6004106 GENERAL OFFICE EXPENSES	89	100	0	100	100	100
6004112 BLDG GROUNDS AND EQUIP REPAIR	988	850	0	850	850	850

REPORT:BP033

BROOME COUNTY GOVERNMENT
REVENUE AND APPROPRIATION SUMMARY
BY DEPARTMENT AND DIVISION

FUND: 1010 General Operating
DEPT: 43000000 Parks and Recreation
DIV: 03 Parks & Rec-Parks

Account	2013 Actuals	2014 Budget	2014 YTD Actuals As of 10/13/14	2015 Budget Requested	2015 Budget Recommended	2015 Budget Adopted
6004113 WATER AND SEWAGE CHARGES	9,047	7,800	4,768	7,800	7,800	7,800
6004115 ELECTRIC CURRENT	31,312	32,000	25,050	32,000	32,000	32,000
6004117 BUILDING AND GROUNDS EXPENSES	32,627	23,000	29,578	23,000	23,000	23,000
6004130 MOTOR EQUIP REPAIRS AND MAINT	130	1,000	1,163	1,000	1,000	1,000
6004133 UNIFORM AND CLOTHING ALLOWANCE	1,524	3,400	975	3,400	3,400	3,400
6004138 OTHER OPERATIONAL EXPENSES	2,284	2,500	705	2,500	2,500	2,500
6004139 Trust Account Outflows	14,994	0	0	0	0	0
6004162 EDUCATION AND TRAINING	60	0	300	0	0	0
0000040 Contractual Expenditures Totals	213,742	245,993	174,303	233,650	233,650	233,650
0000041 Chargeback Expenses						
6004614 OTHER CHARGEBACK EXPENSES	3,188	0	3,541	0	0	0
6004615 GASOLINE CHARGEBACK	20,672	30,000	18,936	25,200	25,200	25,200
0000041 Chargeback Expenses Totals	23,860	30,000	22,477	25,200	25,200	25,200
0000080 Employee Benefits						
6008001 STATE RETIREMENT	150,945	164,587	118,133	159,494	159,494	159,494
6008002 SOCIAL SECURITY	59,819	64,973	46,449	64,453	64,453	64,453
6008006 LIFE INSURANCE	225	225	163	225	225	225
6008007 HEALTH INSURANCE	165,917	177,029	133,010	190,061	190,061	190,061
6008009 RETIREE HEALTH INSURANCE	224,296	247,248	154,448	227,656	227,656	227,656
6008010 DISABILITY INSURANCE	128	78	49	78	78	78
6008011 UNEMPLOYMENT INSURANCE	5,535	0	0	0	0	0
0000080 Employee Benefits Totals	606,865	654,140	452,252	641,967	641,967	641,967
Exp Total for Div: 4303	1,671,989	1,781,206	1,294,239	1,727,345	1,727,345	1,727,345
Total for Div: 43000000	-1,648,999	-1,781,206	-1,294,172	-1,727,345	-1,727,345	-1,727,345
Total for Dept: 43000000	-2,102,340	-2,275,232	-1,673,369	-2,100,274	-2,100,274	-2,100,274

LIBRARY

BOARD

DIRECTOR

COUNTY LIBRARY

- Information Services
- Circulation Services
- Youth Services
- Administration
- Local History & Genealogy

COUNTY LIBRARY

MISSION STATEMENT

To provide materials and services to ensure community residents meet their personal, educational, professional and recreational information needs.

DESCRIPTION

The Library provides information for economic development within the community. Materials in various formats are provided to assist individuals and businesses in effectively responding to the changing marketplace. Special attention is devoted to currency of small business materials.

The Library serves as the gateway to reading and early literacy for children and young adults. Consideration is given to stimulating interest and appreciation of reading through programming and collection development.

The Library is the source of free recreational reading and life long learning for community residents. Emphasis is placed on providing a broad range of current fiction, non-fiction, and informational support in a variety of formats for all ages and reading levels. Programming classes and collection development tools are employed to meet the needs of this diverse community.

The Library houses a unique group of local history and genealogy materials, joining collections of the Library, Broome County Historical Society, Broome County Historian and City of Binghamton Historian. This allows researchers access to a wide range of materials on the history of the local Broome County area and family histories.

The Library is comprised of two defined service areas. As part of County government, the Library serves the citizens residing within the

political jurisdiction of Broome County. According to the 2010 U.S. census, this encompasses a geographical area of 707 square miles and a population of 200,600 from ages newborn to over 100. In addition, since Broome County also serves as the Central Library for the Four County Library System, its service area effectively includes the residents of Chenango, Delaware and Otsego Counties, an additional 3,343 square miles and 161,132 residents.

To meet the needs of this diverse patron base, the Library features the following service areas:

Information Services

- Broad based one-on-one or group research assistance
- Accommodation of all ages and reading levels
- Extensive research collection
- Magazine collection
- Electronic online resources
- Business files/research tools
- Approachable and knowledgeable staff
- Clear signage
- Adequate phone lines
- Accessible shelving
- Adequate casual seating
- Classes and workshops for adults covering a variety of interests, including basic computer classes

Youth Services

- Variety of materials and formats
- Multiple copies of popular titles
- Youth-friendly staff
- Easy accessibility
- Ample and inviting space
- Variety of early literacy classes and programs for ages 0-14
- Summer reading series to enhance school instruction throughout the year

Popular Materials

- Current and popular materials in a variety of formats
- Sufficient multiple copies to meet demand
- Monthly Community Book Club featuring library materials
- Reader's advisory service
- Browsing encouraged
- Attractive monthly displays of materials

Local History & Genealogy Center

- Cooperative materials collection
- Extensive primary source documents, photographic, digital and archival materials
- Regional focus for genealogical and migration materials
- Educational programs for local groups and schools
- Periodical collection dealing with genealogy and history
- Digitization projects for rare and archival materials
- Indexing and abstracting of original materials for online database
- Microfilm copies of local newspapers, and census documents

2015 OBJECTIVES

- Continue to provide valuable research assistance, encourage reading in the community, materials searching support and youth literacy services to Broome County and the Four County Region

- Continue to provide quality services to the 41 libraries in the Four County Library System as well as the Central Library
- Educate the public in the variety of electronic resources available in the Library
- Update Library collection for currency and relevancy
- Continue to maximize use of the Ahearn Business Resource Center
- Explore the possibility of becoming a special legislative district public library with other Broome County libraries
- Automate the local history index to an online database and add to Library database and website
- Continue creating the platform for a digitization project for the 170,000 obituary file collection
- Continue providing workshops and educational programs for school service groups, i.e. Books and Babies grant project

2015 BUDGET HIGHLIGHTS

- Reduced part-time staffing hours for cost saving measures
- Continued resource sharing with the 41 libraries in the Four County Library System
- Contained controllable costs at 2013 levels
- Energy saving measures implemented and anticipated electric cost savings of up to 40%

40000008
LIBRARY/County Library

<u>Title of Position</u>	<u>Grade/Unit</u>	<u>2013 Actuals</u>	<u>As of 7/7/2014 Current Authorized</u>	<u>2015 Requested</u>	<u>2015 Recommended</u>	<u>2015 Adopted</u>
<u>FULL TIME</u>						
Library Director III	F Admin	1	1	1	1	1
Librarian III	20 CSEA	1	1	1	1	1
Librarian II	18 CSEA	2	2	2	2	2
Librarian I	16 CSEA	3	2	2	2	2
Library Assistant	13 CSEA	1	1	1	1	1
Principal Library Clerk	12 CSEA	1	1	1	1	1
Senior Account Clerk	9 CSEA	1	1	1	1	1
Senior Library Clerk	8 CSEA	3	2	2	2	2
Library Clerk*	6 CSEA	7	5	3	3	3
Page	5 CSEA	<u>1</u>	<u>1</u>	<u>1</u>	<u>1</u>	<u>1</u>
Total Full-Time Positions		21	17	15	15	15
<u>PART TIME</u>						
Custodial Worker **	6 CSEA	3	4	3	3	3
Library Clerk	6 CSEA	6	5	5	5	5
County Historian	NA	1	1	1	1	1
Deputy County Historian***	NA	<u>1</u>	<u>1</u>	<u>1</u>	<u>1</u>	<u>1</u>
Total Part-Time Positions		11	11	10	10	10
TOTAL POSITIONS		32	28	25	25	25

* Two positions unfunded since 2014 abolish in 2015

** One position unfunded since 2013 abolish in 2015

***One position unfunded in 2015

BROOME COUNTY GOVERNMENT
REVENUE AND APPROPRIATION SUMMARY BY DEPARTMENT

FUND: 3150 Library Operating
DEPT: 40000000 County Library

Account	2013 Actuals	2014 Budget	2014 YTD Actuals As of 10/13/14	2015 Budget Requested	2015 Budget Recommended	2015 Budget Adopted
0000002 Departmental Income						
5000100 LIBRARY COPY FEES	10,284	6,000	6,564	8,000	8,000	8,000
5000177 RENTALS & FEES	12,122	10,000	10,337	10,000	10,000	10,000
5000189 OTHER LOCAL GOVERNMENTS	672,041	683,261	512,446	696,926	696,926	696,926
5000312 RENTAL CHARGEBACKS	15,000	15,000	15,000	15,000	15,000	15,000
5000333 OTHER DEPARTMENTAL CHARGEBACK	0	30,120	15,060	25,197	25,197	25,197
5000426 MISCELLANEOUS	41,297	45,000	87,467	41,000	41,000	41,000
0000002 Departmental Income Total	750,744	789,381	646,874	796,123	796,123	796,123
0000003 Use of Money						
5000451 INTEREST AND EARNINGS	2,102	2,000	488	700	700	700
5000470 VENDING MACHINE	1,264	3,000	588	1,000	1,000	1,000
5000471 COMMISSIONS	936	1,000	686	1,000	1,000	1,000
0000003 Use of Money Total	4,302	6,000	1,762	2,700	2,700	2,700
0000006 Sale of Prop and Comp for Loss						
5000518 SALE OF EQUIPMENT	79	0	0	0	0	0
0000006 Sale of Prop and Comp for Loss Total	79	0	0	0	0	0
0000007 Misc Interfund Revenues						
5000531 GIFTS AND DONATIONS	2,835	2,500	1,625	2,500	2,500	2,500
5000532 PREMIUM & ACCRUED INT ON OBLIG	845	0	0	0	0	0
5000534 TRANSFER FROM INSURANCE RESERV	1,122	0	0	0	0	0
5000545 CREDIT CARD REBATES	156	0	0	0	0	0
5000562 TRANSFER FROM GENERAL FUND	909,640	1,191,177	1,191,177	1,184,289	1,184,289	1,184,289
5000569 TRANSFER - DEBT SERVICE FUND	0	0	2,358	0	0	0
0000007 Misc Interfund Revenues Total	914,598	1,193,677	1,195,160	1,186,789	1,186,789	1,186,789
0000008 State Aid						
5000808 OTHER STATE AID	88,535	10,000	74,793	10,000	10,000	10,000
0000008 State Aid Total	88,535	10,000	74,793	10,000	10,000	10,000
0000009 Federal Aid						

REPORT:BP032

BROOME COUNTY GOVERNMENT
REVENUE AND APPROPRIATION SUMMARY BY DEPARTMENT

FUND: 3150 Library Operating
DEPT: 40000000 County Library

Account	2013 Actuals	2014 Budget	2014 YTD Actuals As of 10/13/14	2015 Budget Requested	2015 Budget Recommended	2015 Budget Adopted
5000952 ARRA DEBT REIMBURSEMENT	672	702	326	651	651	651
0000009 Federal Aid Total	672	702	326	651	651	651
Rev Totals for Dept: 40000000	1,758,930	1,999,760	1,918,915	1,996,263	1,996,263	1,996,263
0000010 Personal Service						
6001000 SALARIES FULL-TIME	654,522	627,127	455,278	641,411	641,411	641,411
6001001 SALARIES PART-TIME	87,947	104,875	63,465	58,787	58,787	58,787
0000010 Personal Service Totals	742,469	732,002	518,743	700,198	700,198	700,198
0000040 Contractual Expenditures						
6004010 BOOKS AND SUBSCRIPTIONS	312	1,500	0	0	0	0
6004012 OFFICE SUPPLIES	8,914	22,000	8,419	10,000	10,000	10,000
6004021 BLDG MAINTENANCE SUPPLIES	249	1,800	132	1,800	1,800	1,800
6004022 FUEL AND HEATING SUPPLIES	13,421	22,000	7,786	18,000	18,000	18,000
6004023 BLDG AND GROUNDS SUPPLIES	1,554	6,000	2,583	4,000	4,000	4,000
6004030 FOOD AND BEVERAGES	21	50	22	0	0	0
6004055 COMPUTER SOFTWARE AND SUPPLIES	79,911	75,062	2,375	71,960	71,960	71,960
6004056 COMPUTER EQUIPMENT(NON CAPITAL	0	4,110	58,714	0	0	0
6004070 BOOKS ADULT SERVICES	71,019	65,951	31,349	64,795	64,795	64,795
6004071 JUVENILE BOOKS	44,822	49,523	28,711	45,880	45,880	45,880
6004073 SUBSCRIPTIONS	4,126	13,000	7,247	5,000	5,000	5,000
6004074 AUDIOVISUAL MATERIALS	25,188	34,000	19,836	34,000	34,000	34,000
6004075 ELECTRONIC ACCESS MATERIALS	4,017	11,900	3,594	5,000	5,000	5,000
6004076 LOCAL HISTORY	250	250	0	250	250	250
6004100 POSTAGE AND FREIGHT	854	1,200	352	1,000	1,000	1,000
6004105 DUES AND MEMBERSHIPS	2,347	2,745	1,210	2,300	2,300	2,300
6004106 GENERAL OFFICE EXPENSES	2,535	5,535	5,625	5,535	5,535	5,535
6004112 BLDG GROUNDS AND EQUIP REPAIR	1,356	2,000	1,269	2,000	2,000	2,000
6004113 WATER AND SEWAGE CHARGES	2,291	2,300	1,553	2,300	2,300	2,300
6004115 ELECTRIC CURRENT	49,887	76,000	37,401	50,000	50,000	50,000
6004117 BUILDING AND GROUNDS EXPENSES	18,691	19,348	17,788	19,348	19,348	19,348
6004136 OPERATIONAL EQUIPMENT REPAIRS	0	500	0	0	0	0
6004137 ADVERTISING AND PROMOTION EXPE	50	0	0	0	0	0
6004162 EDUCATION AND TRAINING	0	200	20	0	0	0

BROOME COUNTY GOVERNMENT
REVENUE AND APPROPRIATION SUMMARY BY DEPARTMENT

FUND: 3150 Library Operating
DEPT: 40000000 County Library

Account	2013 Actuals	2014 Budget	2014 YTD Actuals As of 10/13/14	2015 Budget Requested	2015 Budget Recommended	2015 Budget Adopted
6004196 COPYING MACHINE RENTALS	4,456	5,200	2,998	4,500	4,500	4,500
6004200 PROPERTY LOSS	1,122	0	0	0	0	0
6004502 BOND AND NOTE ISSUE EXPENSE	114	0	0	0	0	0
6004504 OTHER FINANCIAL SERVICES	128	73	0	68	68	68
6004573 OTHER FEES FOR SERVICES	12,498	12,010	8,031	13,000	13,000	13,000
0000040 Contractual Expenditures Totals	350,133	434,257	247,015	360,736	360,736	360,736
0000041 Chargeback Expenses						
6004602 INSURANCE PREMIUM CHARGEBACK	9,996	12,094	9,071	11,293	11,293	11,293
6004604 DPW SECURITY CHARGEBACKS	95,455	98,508	49,254	90,110	98,698	98,698
6004606 TELEPHONE BILLING ACCOUNT	7,003	6,110	2,811	7,465	7,465	7,465
6004609 DATA PROCESSING CHARGEBACKS	64,950	71,170	25,185	93,858	93,858	93,858
6004614 OTHER CHARGEBACK EXPENSES	446	25	0	0	0	0
6004617 DUPLICATING/PRINTING CHARGEBAC	128	600	409	670	670	670
6004618 OFFICE SUPPLIES CHARGEBACK	2,995	3,100	1,929	2,900	2,900	2,900
6004619 BUILDING SERVICE CHARGEBACK	12,436	15,000	10,330	15,000	15,000	15,000
6004634 Indirect Costs - Excess of Bud	105,107	0	0	0	0	0
0000041 Chargeback Expenses Totals	298,516	206,607	98,989	221,296	229,884	229,884
0000060 Principal on Indebtedness						
6006000 PRINCIPAL ON SERIAL BONDS	7,592	7,912	7,912	8,267	8,267	8,267
6006008 PRINCIPAL ON CAPITAL LEASE	2,722	0	0	0	0	0
0000060 Principal on Indebtedness Totals	10,314	7,912	7,912	8,267	8,267	8,267
0000070 Interest on Indebtedness						
6007000 INTEREST ON SERIAL BONDS	4,927	3,964	2,249	3,663	3,663	3,663
6007005 INTEREST ON CAPITAL LEASE	338	0	0	0	0	0
0000070 Interest on Indebtedness Totals	5,265	3,964	2,249	3,663	3,663	3,663
0000080 Employee Benefits						
6008001 STATE RETIREMENT	137,896	162,631	102,124	130,387	130,387	130,387
6008002 SOCIAL SECURITY	53,798	55,979	37,623	53,565	53,565	53,565
6008004 WORKERS COMPENSATION	8,309	6,079	3,040	6,249	6,249	6,249
6008006 LIFE INSURANCE	224	210	160	225	225	225
6008007 HEALTH INSURANCE	190,502	199,292	117,984	164,872	164,872	164,872

REPORT:BP032

BROOME COUNTY GOVERNMENT
REVENUE AND APPROPRIATION SUMMARY BY DEPARTMENT

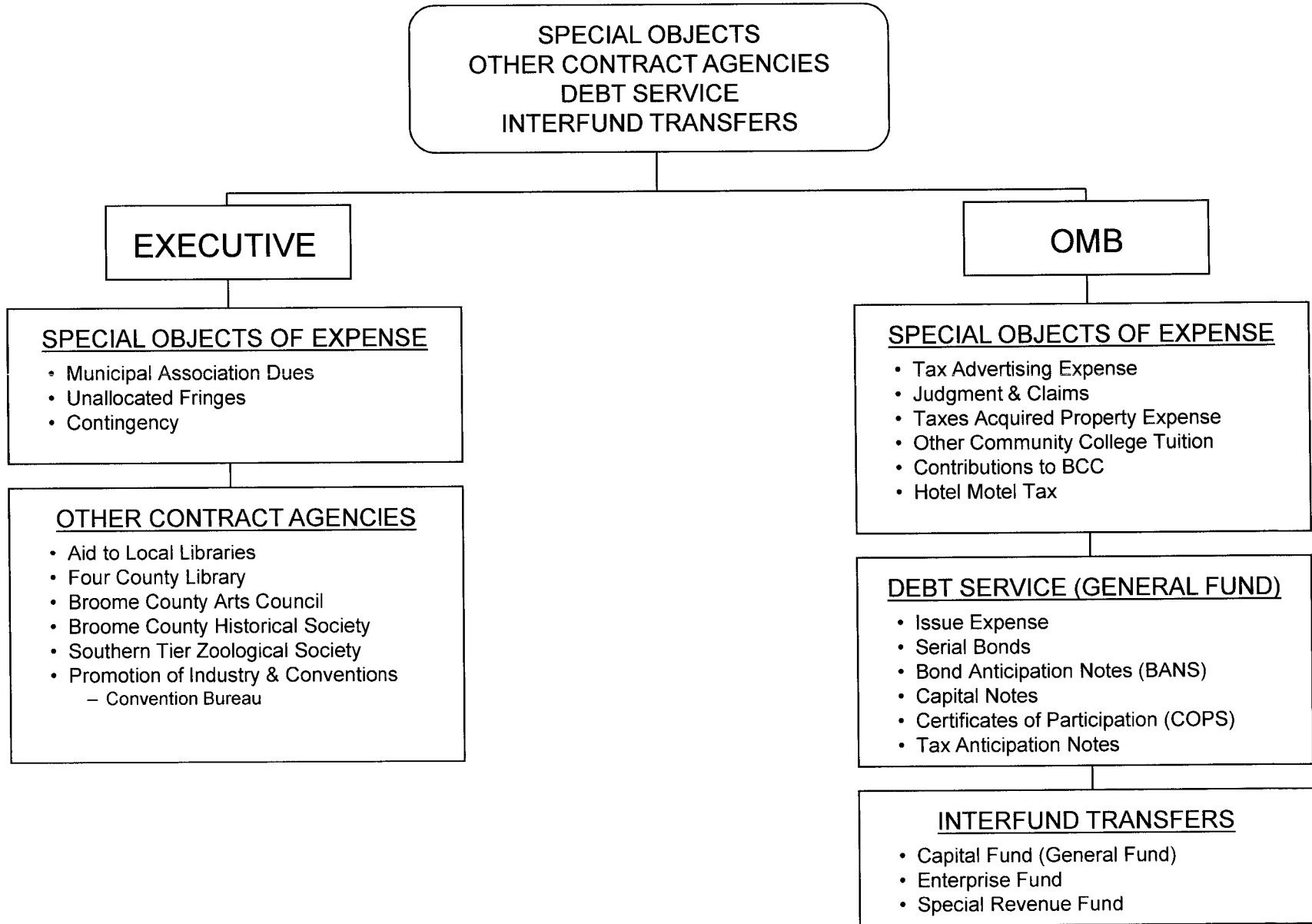
FUND: 3150 Library Operating
DEPT: 40000000 County Library

Account	2013 Actuals	2014 Budget	2014 YTD Actuals As of 10/13/14	2015 Budget Requested	2015 Budget Recommended	2015 Budget Adopted
6008009 RETIREE HEALTH INSURANCE	270,554	332,773	210,341	332,717	332,717	332,717
6008010 DISABILITY INSURANCE	-345	0	0	0	0	0
6008011 UNEMPLOYMENT INSURANCE	6,240	0	0	0	0	0
6008012 EMPLOYEE TUITION REIMBURSEMENT	787	5,500	2,043	5,500	5,500	5,500
6008013 HEALTH INS - RETIRE INCENTIVE	1,710	6,664	0	0	0	0
0000080 Employee Benefits Totals	669,675	769,128	473,315	693,515	693,515	693,515
0000090 Transfers						
6009012 TRANSFER TO DEBT SERVICE FUND	2,393	0	0	0	0	0
0000090 Transfers Totals	2,393	0	0	0	0	0
Exp Totals for Dept: 40000000	2,078,765	2,153,870	1,348,223	1,987,675	1,996,263	1,996,263
Total for Dept: 40000000	-319,835	-154,110	570,692	8,588	0	0

UNALLOCATED ITEMS

<u>DEPARTMENT/DIVISION</u>	<u>PAGE</u>
Special Objects of Expense/Contract Agencies	430
Debt Service	436
Interfund Transfers	439

UNALLOCATED ITEMS



UNALLOCATED ITEMS

Introduction

Unallocated Items present the miscellaneous expenditure and revenue items, which are not appropriately presented elsewhere in a specific department. This section of the budget contains three components designated as departments for accounting convenience, but without such recognition in the Charter. The three components are: **Special Objects of Expense, Debt Service;** and **Interfund Transfers.**

SPECIAL OBJECTS OF EXPENSE

Introduction

This unit contains the most varied of the expenditure and revenue items arranged by function or program.

Appropriations

General Government

The administration of property taxes requires several expenditure accounts. **Tax Advertising and Expenses** are the advertising and other legal expenses incurred in enforcing property tax collection. **Tax Acquired Property Expenses** are expenses incurred in the maintenance of property acquired by the County for non-payment of taxes.

Judgments and Claims are payments for judgments against the County.

Municipal Association Dues are for the County's membership in the New York State Association of Counties and any other County wide

memberships. Additional memberships specific to a particular department are shown in each department. Cost of membership is generally based upon population.

The **Contingent Account** is established according to Article VI, Section 604, B, (2) and operated according to Section 609 of the Administrative Code. It is the County Executive's estimate of unexpected expenditures, which may arise during the year.

Education

Other Community College Tuition is Broome County's **mandated** share of the costs of Broome's citizens attending another New York community college. This amount serves as the sponsor share required to match state aid and tuition to finance local community colleges.

Contributions to Broome Community College (SUNY Broome) is the County's share of operating costs for the budget year. Although presented as a contractual expenditure, this is essentially an interfund transfer of resources required to balance the Community College fund. Because the Community College's fiscal year is the same as its academic year, the County Legislature adopts BCC's budget during the summer and commits the County to appropriate the local sponsor's share in the upcoming budget year. The Community College's capital and debt service requirements are also presented in this section of the budget (see **Debt Service** and **Interfund Transfers** below).

Public Safety

Justices and Constables record the **mandated** quarterly payment of court costs incurred by town courts operating outside of normal

County Court hours. This account is administered by the Law Department. The payments are made to the state as reimbursement.

Undistributed

Certain employee fringe benefit calculations are aggregated upon a Countywide or fund level in **Unallocated Employee Benefits** instead of a departmental basis. **Unemployment** and **State Retirement** are unallocated costs as are the costs for **Health Insurance** and Medicare for retired employees whose department may no longer exist (i.e., Courts or Chenango Bridge Nursing Home).

The amount in **Salary and Fringe Benefit accounts** represents the cost of implementing salary and fringe benefit adjustments not included in department budgets. These accounts are also used to balance requested and/or base budgets with recommended and adopted increases.

Revenue

There is a recovery of **Charges for Tax Advertising** from the sale of property acquired for tax purposes.

Other Contract Agencies

Introduction

Section 224 of County Law permits counties to support the services of specified types of non-profit organizations; corporations, associations, and agencies provided the services are rendered within the supporting County.

Economic Assistance & Opportunity

The **Convention Bureau** is a unit of the Broome County Chamber of Commerce. It is responsible for attracting meetings, conferences, trade shows and visitors to our community. The staff attends selected trade shows, participates in information centers, conducts sales blitzes, and produces a variety of promotional material on Broome County. The County's support for this bureau is offset by the collection of a hotel/motel tax.

Culture & Recreation

The **Aid to Local Libraries** compensates municipally funded libraries in Broome County for the added expense of non-resident use. This expense funds non-resident taxpayer supported expense of operating local libraries.

The **Four County Library System (FCLS)** utilizes Broome County funds to defray the cost of bookmobile service to thirteen communities, nursing homes and correctional facilities, most of which do not have ready access to public library service. FCLS pays the other costs of this program from its own funds. The funds also provide delivery service to each of the public libraries in Broome, enabling them to share their resources more efficiently, thereby providing better service.

The **Broome County Arts Council** is a private non-profit service organization, which raises money from local contributors and awards 90% of those funds as grants to local non-profit arts and cultural institutions, organizations and individual artists in Broome County. Other service include public advocacy for the arts, grants seminars, board trainings, arts promotion for economic development, educations and community building; public clearinghouse for events, grant and artist opportunities and referrals.

The Southern Tier Zoological Society, Inc. (Ross Park Zoo)

Provides a wide variety of animals, horticulture exhibits, an outreach program via a Zoo-mobile, guided and non-guided tours, picnic facilities, a free carousel and leases space to the Discovery Center. Annually, it reaches school children via on-site programs, participates in endangered species programs, and a variety of special events. Opened in 1875, it is the only facility of it's kind within seventy miles and the nation's fifth oldest.

Home & Community

The **Broome County Historical Society** provides research of local history and genealogy center at the Broome County Public Library and the Roberson Museum. Using publications, exhibition and educational programs to collect, preserve and interpret the history of Broome County.

REPORT:BP032

BROOME COUNTY GOVERNMENT
REVENUE AND APPROPRIATION SUMMARY BY DEPARTMENT

FUND: 1010 General Operating
DEPT: 90000000 Special Objects

Account	2013 Actuals	2014 Budget	2014 YTD Actuals As of 10/13/14	2015 Budget Requested	2015 Budget Recommended	2015 Budget Adopted
0000001 Tax Items						
5000011 HOTEL/MOTEL OCCUPANCY TAX	1,022,979	948,600	802,429	1,086,685	1,086,685	1,086,685
5000012 OCC TAX ECO DEV	681,987	632,400	533,796	724,457	724,457	724,457
0000001 Tax Items Total	<u>1,704,966</u>	<u>1,581,000</u>	<u>1,336,225</u>	<u>1,811,142</u>	<u>1,811,142</u>	<u>1,811,142</u>
0000002 Departmental Income						
5000103 CHGS FOR TAX ADV/REDEMPTION EX	13,643	13,600	2,135	13,600	13,600	13,600
0000002 Departmental Income Total	<u>13,643</u>	<u>13,600</u>	<u>2,135</u>	<u>13,600</u>	<u>13,600</u>	<u>13,600</u>
Rev Totals for Dept: 90000000	<u>1,718,609</u>	<u>1,594,600</u>	<u>1,338,360</u>	<u>1,824,742</u>	<u>1,824,742</u>	<u>1,824,742</u>
0000010 Personal Service						
6001000 SALARIES FULL-TIME	0	18,032	0	0	0	104,410
6001011 DISCRETIONARY SALARY SAVINGS	0	-2,932,233	0	-2,896,754	-2,896,754	-2,896,754
0000010 Personal Service Totals	<u>0</u>	<u>-2,914,201</u>	<u>0</u>	<u>-2,896,754</u>	<u>-2,896,754</u>	<u>-2,792,344</u>
0000040 Contractual Expenditures						
6004046 GAS OIL GREASE AND DIESEL FUEL	0	-150,000	0	0	0	-38,448
6004137 ADVERTISING AND PROMOTION EXPE	8,423	10,000	8,583	10,000	10,000	10,000
6004182 OTHER COMM COLLEGES TUITION	810,594	800,000	499,036	825,000	825,000	825,000
6004183 CONTRIBUTION TO BROOME COMM CO	6,841,937	6,978,776	6,978,776	6,978,776	6,978,776	6,978,776
6004500 ACCTG AND COST ALLOCATION SERV	4,500	4,500	4,500	4,500	4,500	4,500
6004535 JUSTICES AND CONSTABLE FEES	7,560	10,000	6,060	10,000	10,000	10,000
6004581 CONTINGENT FUND	0	150,000	0	150,000	150,000	150,000
6004585 TAX ADVERTISING AND EXPENSE	0	15,000	0	10,000	10,000	10,000
6004586 MUNICIPAL ASSN DUES	23,657	27,000	24,240	27,000	27,000	27,000
6005000 BROOME COUNTY ARTS COUNCIL	84,296	78,794	59,096	78,794	78,794	78,794
6005015 BROOME COUNTY HISTORICAL SOCIE	18,732	17,510	17,510	17,510	17,510	17,510
6005017 SOIL CONSERVATION SERVICE	70,970	0	0	0	0	0
6005022 CONVENTION BUREAU	222,566	208,034	208,034	208,034	208,034	208,034
6005023 FOUR COUNTY LIBRARY SYSTEM	18,732	17,510	17,510	17,510	17,510	17,510
6005024 AID TO LOCAL LIBRARIES	159,010	93,307	70,880	93,307	93,307	93,307
6005025 SO TIER ZOOLOGICAL SOC	276,595	258,542	258,542	260,055	258,542	258,542

BROOME COUNTY GOVERNMENT
REVENUE AND APPROPRIATION SUMMARY BY DEPARTMENT

FUND: 1010 General Operating
DEPT: 90000000 Special Objects

Account	2013 Actuals	2014 Budget	2014 YTD Actuals As of 10/13/14	2015 Budget Requested	2015 Budget Recommended	2015 Budget Adopted
6005026 MARKETING/ECONOMIC DEVELOPMENT	404,145	412,400	227,657	504,457	504,457	504,457
6005035 BROWNFIELD REMEDIATION MUNICIPAL	7,924	220,000	32,449	220,000	220,000	220,000
0000040 Contractual Expenditures Totals	8,959,641	9,151,373	8,412,873	9,414,943	9,413,430	9,374,982
0000041 Chargeback Expenses						
6004614 OTHER CHARGEBACK EXPENSES	22,100	0	0	0	0	0
6004615 GASOLINE CHARGEBACK	0	-50,000	0	0	0	0
0000041 Chargeback Expenses Totals	22,100	-50,000	0	0	0	0
0000080 Employee Benefits						
6008001 STATE RETIREMENT	0	-669,660	0	-1,033,504	-1,033,504	-1,014,188
6008002 SOCIAL SECURITY	0	1,379	0	0	0	7,987
6008007 HEALTH INSURANCE	0	0	0	-217,539	-217,539	-217,539
6008009 RETIREE HEALTH INSURANCE	105,509	127,844	80,062	122,247	122,247	122,247
6008011 UNEMPLOYMENT INSURANCE	0	50,000	0	50,000	50,000	50,000
6008013 HEALTH INS - RETIRE INCENTIVE	1,054	0	0	0	0	0
0000080 Employee Benefits Totals	106,563	-490,437	80,062	-1,078,796	-1,078,796	-1,051,493
0000090 Transfers						
6009002 TRANSFER TO GRANT FUND	65,000	0	65,000	0	0	0
0000090 Transfers Totals	65,000	0	65,000	0	0	0
Exp Totals for Dept: 90000000	9,153,304	5,696,735	8,557,935	5,439,393	5,437,880	5,531,145
Total for Dept: 90000000	-7,434,695	-4,102,135	-7,219,575	-3,614,651	-3,613,138	-3,706,403

Debt Service (General Fund Only)

Introduction

This unit presents the repayment of principal and interest costs incurred by the General Fund. It also includes debt service for the community college. Debt service related to projects undertaken for the New York State Courts System is a County responsibility and included here.

Bond and Note Issue Expenses for issuing debt for the entire County are presented here. These costs are for legal advice (commonly referred to as bond counsel), financial advice and the advertising and printing costs of the debt instruments.

A detailed description of **Principal and Interest** as well as the various debt instruments (**Serial Bond, Bond Anticipation Note**, etc.) is supplied in the Supplementary section fo the budget. It should be noted that these costs are backed by the full faith and credit of the County. **Other Financial Fees** are MBBA costs associated with the 2010 borrowing and **ARRA Debt Reimbursement** is federal aid that is associated with the same issuance.

BROOME COUNTY GOVERNMENT
REVENUE AND APPROPRIATION SUMMARY BY DEPARTMENT

FUND: 1010 General Operating
DEPT: 91000000 Debt Service (General Fund)

Account	2013 Actuals	2014 Budget	2014 YTD Actuals As of 10/13/14	2015 Budget Requested	2015 Budget Recommended	2015 Budget Adopted
0000007 Misc Interfund Revenues						
5000532 PREMIUM & ACCRUED INT ON OBLIG	384,595	0	0	0	0	0
5000563 TRANSFER FROM CAPITAL FUND	8,494	25,000	0	0	0	0
5000569 TRANSFER - DEBT SERVICE FUND	0	0	0	750,000	750,000	750,000
0000007 Misc Interfund Revenues Total	393,089	25,000	0	750,000	750,000	750,000
0000009 Federal Aid						
5000952 ARRA DEBT REIMBURSEMENT	139,591	145,940	67,703	135,432	135,432	135,432
0000009 Federal Aid Total	139,591	145,940	67,703	135,432	135,432	135,432
Rev Totals for Dept: 91000000	532,680	170,940	67,703	885,432	885,432	885,432
0000040 Contractual Expenditures						
6004502 BOND AND NOTE ISSUE EXPENSE	78,147	80,000	34,620	80,000	80,000	80,000
6004504 OTHER FINANCIAL SERVICES	24,198	15,137	80,262	14,109	14,109	14,109
0000040 Contractual Expenditures Totals	102,345	95,137	114,882	94,109	94,109	94,109
0000060 Principal on Indebtedness						
6006000 PRINCIPAL ON SERIAL BONDS	1,855,683	2,414,011	3,509,293	2,511,154	2,511,154	2,511,154
6006001 PRINCIPAL ON BANS	516,526	1,094,433	1,094,433	3,217,126	3,217,126	3,217,126
0000060 Principal on Indebtedness Totals	2,372,209	3,508,444	4,603,726	5,728,280	5,728,280	5,728,280
0000070 Interest on Indebtedness						
6007000 INTEREST ON SERIAL BONDS	959,588	960,025	603,657	867,451	867,451	867,451
6007001 INTEREST ON BANS	131,060	423,179	423,178	485,345	485,345	485,345
6007008 INTEREST ON TANS	0	80,000	61,979	62,500	62,500	62,500
6007009 INTEREST ON RANS	168,333	0	0	0	0	0
0000070 Interest on Indebtedness Totals	1,258,981	1,463,204	1,088,814	1,415,296	1,415,296	1,415,296

REPORT:BP032

BROOME COUNTY GOVERNMENT
REVENUE AND APPROPRIATION SUMMARY BY DEPARTMENT

FUND: 1010 General Operating
DEPT: 91000000 Debt Service (General Fund)

Account	2013 Actuals	2014 Budget	2014 YTD Actuals As of 10/13/14	2015 Budget Requested	2015 Budget Recommended	2015 Budget Adopted
0000090 Transfers						
6009012 TRANSFER TO DEBT SERVICE FUND	5,762	0	0	0	0	0
0000090 Transfers Totals	5,762	0	0	0	0	0
Exp Totals for Dept: 91000000	3,739,297	5,066,785	5,807,422	7,237,685	7,237,685	7,237,685
Total for Dept: 91000000	-3,206,617	-4,895,845	-5,739,719	-6,352,253	-6,352,253	-6,352,253

Interfund Transfers (General Fund Only)

Introduction

This unit presents the resources to be moved from the General Fund to support operations in other funds or to fund the General Fund's capital projects. The interfund transfer is the mechanism that allocates general revenues to the various capital, special and proprietary subfunds. Certain end of the accounting period adjustments may also occur in these accounts.

All government operating funds must balance – revenues must equal expenditures. If a transfer or contribution from the General Fund is required to balance an operating subfund, it is listed as required tax support in **Schedule 1 - Summary by Funds**.

The reader should note that these transfers are not used when calculating the total size of the County's operating budget. The transfer is both an appropriation to the General Fund and a revenue required by another subfund needed to support its total spending needs. Because it has a doubling effect on both appropriations and revenue, common practice removes such internal transfers.

Unlike the operating subfunds, the transfer required by SUNY Broome is presented as a contractual appropriation (an obligation incurred when the community college's budget is adopted during the previous summer). It is presented under **Special Objects of Expense** as a contractual expense item. This "transfer" is counted as part of the County's operating budget because the college's total operating costs are not included in the operating budget due to the different fiscal periods.

Presented in this section of the budget, are Transfers to Capital for projects sponsored by the General Fund departments and by SUNY Broome. These amounts will appear under account code 6009004 **Transfer to Capital**. The details of the transfer is listed by department in the **Capital Program**. The required amounts are appropriated in the proper fund. (No down payment is required on capital projects per State Law).

REPORT:BP032

BROOME COUNTY GOVERNMENT
REVENUE AND APPROPRIATION SUMMARY BY DEPARTMENT

FUND: 1010 General Operating

DEPT: 92000000 Interfund Transfers

Account	2013 Actuals	2014 Budget	2014 YTD Actuals As of 10/13/14	2015 Budget Requested	2015 Budget Recommended	2015 Budget Adopted
0000007 Misc Interfund Revenues						
5000530 REFUNDS OF PRIOR YEARS EXPENDI	924,752	0	0	0	0	0
5000563 TRANSFER FROM CAPITAL FUND	89	0	252	0	0	0
5000569 TRANSFER - DEBT SERVICE FUND	0	0	28,387	0	0	0
5000580 UNUSED CAPITAL FUND	379,678	0	53,104	0	0	0
5000581 UNUSED GRANT	-6,136	0	2,121	0	0	0
0000007 Misc Interfund Revenues Total	1,298,383	0	83,864	0	0	0
Rev Totals for Dept: 92000000	1,298,383	0	83,864	0	0	0
0000090 Transfers						
6009002 TRANSFER TO GRANT FUND	-1,778,482	0	0	0	0	0
6009003 TRANSFER TO ENTERPRISE FUND	2,117,120	1,831,066	1,831,066	2,191,767	2,191,767	2,191,767
6009004 CONTB TO COMM COLLEGE	886,732	0	0	0	0	0
6009006 TRANSFER TO SPECIAL REV FUND	10,272,088	10,407,452	10,407,452	11,168,354	11,168,354	11,168,354
6009007 TRANSFER TO INTERNAL SERVICES	17,598	0	0	0	0	0
6009012 TRANSFER TO DEBT SERVICE FUND	157,354	0	0	0	0	0
0000090 Transfers Totals	11,672,410	12,238,518	12,238,518	13,360,121	13,360,121	13,360,121
Exp Totals for Dept: 92000000	11,672,410	12,238,518	12,238,518	13,360,121	13,360,121	13,360,121
Total for Dept: 92000000	-10,374,027	-12,238,518	-12,154,654	-13,360,121	-13,360,121	-13,360,121

CAPITAL BUDGET

<u>DEPARTMENT/DIVISION</u>	<u>PAGE</u>
2015 Capital Program	442
Summary of Debt	452
History of Debt Service	453
Serial Bonds	454
BANS	480
Statement of Authorized and Un-borrowed Debt	483
Authorized Capital Projects	486
Debt Statement Summary	491
Community College Debt Liability & Payment History	492

CAPITAL BUDGET

2015 Adopted Capital Program

Project Title and Description	Estimated Project Cost	Funding Sources				Bond Authority	Annual Added To Taxes	YPU	LFL Sect 11	Percent Increase Taxes
		Fed	State	County	Fees/Other					
AVIATION										
ENVIRONMENTAL FOR MPU PROJECT (5 YEARS) - EA This project will include the completion of an Environmental Assessment to satisfy NEPA requirements for the next five years of projects as identified in the approved Airport Master Plan. EA will include conceptual design, an environmental inventory of impacts, alternatives analysis, and mitigation measures to be included in the projects.	\$150,000	\$0	\$0	\$0	\$150,000	\$150,000	\$0	5	62a	0.0000 %
NORTH APRON REHAB-PHASE II-CONSTRUCTION This project will include construction work associated with the rehabilitation of the pavement found on the aircraft parking apron serving corporate hangar 1 and the primary aircraft de-icing facility. It will include milling of existing asphalt, full depth repair of problem areas, placement of sub-base and top coat paving. Pavement markings and lighting will also be addressed.	\$2,500,000	\$2,250,000	\$125,000	\$0	\$125,000	\$2,500,000	\$0	30	15	0.0000 %
RUNWAY 16 LOCALIZER RELOCATION (CONSTRUCTION) The localizer antenna which provides guidance to landing aircraft will be replaced and relocated to a new position on the runway. This project will improve the approach to R/W 16 by eliminating the current localizer approach lowering the threshold crossing height. Work will include installation of foundation, power supply and other infrastructure to support FAA equipment.	\$400,000	\$360,000	\$20,000	\$0	\$20,000	\$400,000	\$0	10	14	0.0000 %
TAXIWAY H & K REHAB/EXTENSION DESIGN This project will consist of the design work associated with the rehabilitation and extension of Taxiway H & K, which serves as the access pathway to the approach of our crosswind runway. The purpose of the extension is to improve safety and efficiency by creating a full parallel taxiway to runway 10-28.	\$350,000	\$315,000	\$17,500	\$0	\$17,500	\$350,000	\$0	5	62a	0.0000 %
AVIATION 2015 Total	\$3,400,000	\$2,925,000	\$162,500	\$0	\$312,500	\$3,400,000	\$0			0.0000 %

“Property Tax” is calculated with the YPU and Bond amount. This does not include any portion of a project that is supported by fees.

2015 Adopted Capital Program

Project Title and Description	Estimated Project Cost	Funding Sources				Bond Authority	Annual Added To Taxes	YPU	LFL Sect 11	Percent Increase Taxes
		Fed	State	County	Fees/Other					
<i>BCC</i>										
DOWNTOWN CAMPUS PHASE I Renovate Broome County Public Library for use as Downtown Campus to house a variety of credit and non-credit courses and activities. Phase I is to develop an inhabitable shell from the long abandoned structure.	\$6,175,000	\$0	\$4,675,000	\$1,500,000	\$0	\$6,175,000	\$91,011	25	11(2)(b)	0.1317 %
ELECTRICAL INFRASTRUCTURE II Addition of second phase to replace and upgrade remainder of aged electrical infrastructure, improve loop design, and provide power outage and transformer failure backup.	\$350,000	\$0	\$175,000	\$175,000	\$0	\$350,000	\$38,759	5	35	0.0561 %
SIMULATED CLEAN ROOM AND EQUIPMENT Develop a simulated clean room and equip it for advanced manufacturing and other academic program use in the mechanical building. This project is funded by a SUNY 2020 Grant	\$2,813,000	\$0	\$2,813,000	\$0	\$0	\$2,813,000	\$0	15	12(a)(2)	0.0000 %
BCC 2015 Total	\$9,338,000	\$0	\$7,663,000	\$1,675,000	\$0	\$9,338,000	\$129,770			0.1878 %
<i>COUNTY CLERK - RECORDS MANAGEMENT</i>										
DIGITIZE PERMANENT RECORDS To continue the digitization of all permanent County records	\$50,000	\$0	\$0	\$50,000	\$0	\$50,000	\$11,074	5	72	0.0160 %
COUNTY CLERK - RECORDS MANAGEMENT 2015 Total	\$50,000	\$0	\$0	\$50,000	\$0	\$50,000	\$11,074			0.0160 %

“Property Tax” is calculated with the YPU and Bond amount. This does not include any portion of a project that is supported by fees.

2015 Adopted Capital Program

Project Title and Description	Estimated Project Cost	Funding Sources				Bond Authority	Annual Added To Taxes	YPU	LFL Sect 11	Percent Increase Taxes
		Fed	State	County	Fees/Other					
<i>DPW - ENGINEERING</i>										
WATERSHED ANNUAL MAINTENANCE Annual maintenance to address sediment and other safety issues and primarily utilize in-house staff and equipment when possible. This maintenance is mandated by Federal and State regulations for safety.	\$65,000	\$0	\$0	\$65,000	\$0	\$65,000	\$7,816	10	3	0.0113 %
DPW - ENGINEERING 2015 Total	\$65,000	\$0	\$0	\$65,000	\$0	\$65,000	\$7,816			0.0113 %
<i>DPW - ENGINEERING B&G</i>										
RESURFACE PUBLIC SAFETY FACILITY PARKING LOT The Public Safety Facility parking lot, patched for many years, now requires resurfacing.	\$450,000	\$0	\$0	\$450,000	\$0	\$450,000	\$54,109	10	20(f)	0.0783 %
SENIOR CENTERS PARKING LOT REPAIRS Broome Senior Centers parking lots are in need of significant repairs.	\$150,000	\$0	\$0	\$150,000	\$0	\$150,000	\$18,036	10	20(f)	0.0261 %
SYSTEMATIC ROOF REPLACEMENT AT COUNTY FACILITIES Most roofs at County facilities are reaching the end of their useful life. This project addresses their systematic replacement to reduce further damage caused by leaks.	\$150,000	\$0	\$0	\$150,000	\$0	\$150,000	\$13,024	15	12(a)(2)	0.0188 %
DPW - ENGINEERING B&G 2015 Total	\$750,000	\$0	\$0	\$750,000	\$0	\$750,000	\$85,169			0.1233 %
<i>DPW - FLEET MANAGEMENT</i>										
DPW FLEET REPLACEMENT Replace vehicles including but not limited to cars, light trucks and vans based on age, mileage and shape of County fleet.	\$250,000	\$0	\$0	\$250,000	\$0	\$250,000	\$89,234	3	77	0.1291 %
DPW - FLEET MANAGEMENT 2015 Total	\$250,000	\$0	\$0	\$250,000	\$0	\$250,000	\$89,234			0.1291 %

“Property Tax” is calculated with the YPU and Bond amount. This does not include any portion of a project that is supported by fees.

2015 Adopted Capital Program

Project Title and Description	Estimated Project Cost	Funding Sources				Bond Authority	Annual Added To Taxes	YPU	LFL Sect 11	Percent Increase Taxes
		Fed	State	County	Fees/Other					
<i>DPW - HIGHWAYS</i>										
HIGHWAY RECONSTRUCTION/REHABILITATION Reconstruct/Rehab County highways as needed based on pavement condition, sufficiency and priority.	\$2,250,000	\$0	\$0	\$2,250,000	\$0	\$2,250,000	\$195,356	15	20(c)	0.2827 %
DPW - HIGHWAYS 2015 Total	\$2,250,000	\$0	\$0	\$2,250,000	\$0	\$2,250,000	\$195,356			0.2827 %
<i>DPW - HIGHWAYS/ENGINEERING/BRIDGES</i>										
COUNTY BRIDGE AND CULVERT FLAG REPAIRS Repair and/or replacement of County Bridges and culverts to address structural and/or safety flags resulting from NYSDOT biennial inspection of bridges and County DPW inspection of cuiverits with 5 foot and over span. Rehab/Replace Bridge/Culverts to to flags by NYSDOT or County inspections	\$400,000	\$0	\$0	\$400,000	\$0	\$400,000	\$28,144	20	10	0.0407 %
GANOUNGTON RD CULVERT REPLACEMENT (CIN 41-0.66) Replace of Ganoungton Road Culvert due to culvert inspection finding culvert deficient	\$350,000	\$0	\$0	\$350,000	\$0	\$350,000	\$24,626	20	10	0.0356 %
RIVER RD. BRIDGE(BIN3350020) REHAB (CONSTRUCT) Construction phase for rehabilitation of River Rd. Bridge over NYS&W Railroad Bridge (BIN #3350020) based on biennial inspections and bridge ratings. Project has received State and Federal aid for construction - 80% reimbursement from Federal funds and 20% will be Local funds (PIN 9753.71) Final cost to County after reimbursements is \$443,400. Rehabilitation of River Road Bridge Federal Funding @ 80% State 15% AND 5% LOCAL	\$2,217,000	\$1,773,600	\$0	\$443,400	\$0	\$2,217,000	\$31,198	20	10	0.0452 %
DPW - HIGHWAYS/ENGINEERING/BRIDGES 2015 Total	\$2,967,000	\$1,773,600	\$0	\$1,193,400	\$0	\$2,967,000	\$83,969			0.1215 %

“Property Tax” is calculated with the YPU and Bond amount. This does not include any portion of a project that is supported by fees.

2015 Adopted Capital Program

Project Title and Description	Estimated Project Cost	Funding Sources				Bond Authority	Annual Added To Taxes	YPU	LFL Sect 11	Percent Increase Taxes
		Fed	State	County	Fees/Other					
<i>DPW - HIGHWAYS/ROAD MACHINERY</i>										
2015 HIGHWAY EQUIPMENT REPLACEMENT Replace road maintenance and snow removal equipment as necessary.	\$890,000	\$0	\$0	\$890,000	\$0	\$890,000	\$107,015	10	28	0.1549 %
DPW - HIGHWAYS/ROAD MACHINERY 2015 Total	\$890,000	\$0	\$0	\$890,000	\$0	\$890,000	\$107,015			0.1549 %
<i>EMERGENCY SERVICES</i>										
LAND PURCHASE Purchase land for tower upgrades	\$400,000	\$0	\$0	\$400,000	\$0	\$400,000	\$21,749	30	21(a)	0.0315 %
EMERGENCY SERVICES 2015 Total	\$400,000	\$0	\$0	\$400,000	\$0	\$400,000	\$21,749			0.0315 %
<i>INFORMATION TECHNOLOGY</i>										
COMPUTER HARDWARE AND SOFTWARE REPLACE/UPDATE Study, select and implement new enterprise level technologies that support efficiencies such as shared services while reducing the overall number of IT supported platforms and applications. Provide training for end users and IT staff to support and use available technologies to their fullest potential.	\$900,000	\$0	\$0	\$900,000	\$0	\$900,000	\$199,333	5	32	0.2885 %
INFORMATION TECHNOLOGY 2015 Total	\$900,000	\$0	\$0	\$900,000	\$0	\$900,000	\$199,333			0.2885 %

“Property Tax” is calculated with the YPU and Bond amount. This does not include any portion of a project that is supported by fees.

2015 Adopted Capital Program

Project Title and Description	Estimated Project Cost	Funding Sources				Bond Authority	Annual Added To Taxes	YPU	LFL Sect 11	Percent Increase Taxes
		Fed	State	County	Fees/Other					
<i>PARKS & RECREATION</i>										
OTSININGO POND LOOP TRAIL PROJECT To widen the existing 8 foot walkway to 12 feet. The 8 foot walkway is no longer code compliant.	\$50,000	\$0	\$0	\$50,000	\$0	\$50,000	\$4,341	15	19(c)	0.0063 %
PARKS FACILITIES REPAIRS AND RENOVATIONS Systematically upgrade, repair and renovate current park facilities.	\$25,000	\$0	\$0	\$25,000	\$0	\$25,000	\$2,171	15	19(c)	0.0031 %
PARKS SURFACE REHABILITATION Replace systematically asphalt or stone and oil overlays for roads, parking lots and walkways at the County parks. Complete within the fiscal year with no stated impact upon operating budget.	\$25,000	\$0	\$0	\$25,000	\$0	\$25,000	\$2,171	15	19(c)	0.0031 %
PARKS VEHICLE REPLACEMENT Systematically replace, based on use and age, parks equipment and vehicles (Pickup trucks) that the department maintains outside the parameters of Central Fleet.	\$50,000	\$0	\$0	\$50,000	\$0	\$50,000	\$11,074	5	29	0.0160 %
PARKS & RECREATION 2015 Total	\$150,000	\$0	\$0	\$150,000	\$0	\$150,000	\$19,757			0.0286 %
<i>PARKS & RECREATION/FORUM</i>										
FORUM REPAIRS/RENOVATIONS Repairs, renovations and systematic maintenance at the Forum to better maintain operations and the facility. The facility has not been maintained adequately. Upgrades needed to maintain Forum which has not been maintained adequately.	\$25,000	\$0	\$0	\$25,000	\$0	\$25,000	\$5,537	5	35	0.0080 %
PARKS & RECREATION/FORUM 2015 Total	\$25,000	\$0	\$0	\$25,000	\$0	\$25,000	\$5,537			0.0080 %

“Property Tax” is calculated with the YPU and Bond amount. This does not include any portion of a project that is supported by fees.

2015 Adopted Capital Program

Project Title and Description	Estimated Project Cost	Funding Sources				Bond Authority	Annual Added To Taxes	YPU	LFL Sect 11	Percent Increase Taxes
		Fed	State	County	Fees/Other					
<i>PUBLIC TRANSPORTATION (Transit)</i>										
PURCHASE THREE (3) CLEAN DIESEL TRANSIT BUSES Purchase three clean diesel transit buses.	\$1,314,000	\$350,400	\$876,000	\$87,600	\$0	\$1,314,000	\$19,402	5	29	0.0281 %
PUBLIC TRANSPORTATION (Transit) 2015 Total	\$1,314,000	\$350,400	\$876,000	\$87,600	\$0	\$1,314,000	\$19,402			0.0281 %
<i>SHERIFF-ROAD PATROL</i>										
ROAD PATROL IN-CAR IT UPGRADES In-car IT upgrades for patrol vehicles to include replacement of laptop computers/consoles, trunk mount modems, and two additional license plate reader systems.	\$100,000	\$0	\$0	\$50,000	\$50,000	\$100,000	\$11,074	5	32	0.0160 %
VEHICLE REPLACEMENT Replacement of Sheriff's road patrol and other police vehicles.	\$250,000	\$0	\$0	\$250,000	\$0	\$250,000	\$89,234	3	77	0.1291 %
SHERIFF-ROAD PATROL 2015 Total	\$350,000	\$0	\$0	\$300,000	\$50,000	\$350,000	\$100,308			0.1452 %

“Property Tax” is calculated with the YPU and Bond amount. This does not include any portion of a project that is supported by fees.

2015 Adopted Capital Program

Project Title and Description	Estimated Project Cost	Funding Sources				Bond Authority	Annual Added To Taxes	YPU	LFL Sect 11	Percent Increase Taxes
		Fed	State	County	Fees/Other					
<i>SOLID WASTE MANAGEMENT</i>										
COLESVILLE LANDFILL REMEDIATION Continue operational and maintenance of the groundwater treatment system, monitoring and testing of groundwater contaminant levels at the hazardous waste landfill, in accordance with the 1991 U.S. Environmental Protection Agency's Record of Decision and the NYSDEC Consent Agreement as amended.	\$100,000	\$0	\$0	\$0	\$100,000	\$100,000	\$0	25	6	0.0000 %
LANDFILL RECLAMATION Reclamation activities at Broome County landfill.	\$4,000,000	\$0	\$0	\$0	\$4,000,000	\$4,000,000	\$0	10	28	0.0000 %
SOLID WASTE MANAGEMENT 2015 Total	\$4,100,000	\$0	\$0	\$0	\$4,100,000	\$4,100,000	\$0			0.0000 %
<i>WPNH</i>										
NURSE CALL SYSTEM Replacement of Nurse Call System. Current system is obsolete.	\$220,000	\$0	\$0	\$220,000	\$0	\$220,000	\$48,726	5	32	0.0705 %
WPNH 2015 Total	\$220,000	\$0	\$0	\$220,000	\$0	\$220,000	\$48,726			0.0705 %
2015 CAPITAL PROGRAM GRAND TOTAL	\$27,419,000	\$5,049,000	\$8,701,500	\$9,206,000	\$4,462,500	\$27,419,000	\$1,124,213			1.6270 %

"Property Tax" is calculated with the YPU and Bond amount. This does not include any portion of a project that is supported by fees.

SUMMARY OF DEBT

SUMMARY OF DEBT
as of December 31, 2014

	Bond Anticipation Notes	Serial Bonds	Total Debt	Percent of Total
General Fund				
Community College	\$ 13,054,086	\$ 3,943,439	\$ 16,997,525	13.04%
All Other General Fund	19,302,233	16,262,344	35,564,577	27.28%
Total General Fund	<u>32,356,319</u>	<u>20,205,783</u>	<u>52,562,102</u>	<u>40.32%</u>
Aviation	3,583,324	2,974,948	6,558,272	5.03%
Central Foods	70,590	431,440	502,030	0.38%
County Road	12,020,035	15,614,338	27,634,373	21.19%
En-Joie Golf Course	-	92,963	92,963	0.07%
Fleet Management	500,667	469,865	970,532	0.74%
Library	-	75,371	75,371	0.06%
Road Machinery	2,629,122	2,711,128	5,340,250	4.10%
Solid Waste	15,233,158	12,383,438	27,616,596	21.18%
Transit	1,231,031	2,082,713	3,313,744	2.54%
Veterans' Arena	1,661,144	1,034,767	2,695,911	2.07%
Willow Point Nursing Facility	1,693,610	1,334,746	3,028,356	2.32%
Total Fund	<u>38,622,681</u>	<u>39,205,717</u>	<u>77,828,398</u>	<u>59.68%</u>
Total	<u>\$ 70,979,000</u>	<u>\$ 59,411,500</u>	<u>\$ 130,390,500</u>	<u>100.00%</u>

HISTORY OF DEBT SERVICE

	2011 Actual Payments	2012 Actual Payments	2013 Actual Payments	2014 Budget Adopted	2015 Budget Recommended
General Fund					
Community College	\$ 656,442	\$ 665,928	\$ 967,593	1,052,771	1,531,194
All Other General Fund	2,673,232	3,758,404	4,456,735	3,838,877	5,549,882
Total General Fund	<u>3,329,674</u>	<u>4,424,332</u>	<u>5,424,328</u>	<u>4,891,648</u>	<u>7,081,076</u>
Arena	152,808	164,015	197,122	223,529	290,676
* Aviation	453,769	478,032	498,084	596,093	723,148
* Central Food and Nutrition Services	65,999	72,885	82,663	96,291	96,059
County Road	2,870,640	3,082,636	5,110,475	3,688,746	3,345,936
En-Joie Golf Course	11,950	11,501	11,510	11,510	11,510
* Fleet Management	119,402	118,781	169,691	224,476	311,304
Library	12,204	11,910	12,519	11,876	11,930
Road Machinery	478,939	513,340	615,178	680,835	766,781
* Solid Waste	2,979,757	3,543,253	3,504,149	3,427,498	3,797,692
* Transit	277,206	289,678	303,711	298,084	454,466
* Willow Point Nursing Facility	330,063	372,771	362,065	529,721	466,781
Total	<u>\$ 11,082,411</u>	<u>\$ 13,083,134</u>	<u>\$ 16,291,495</u>	<u>\$ 14,680,307</u>	<u>17,357,359</u>

* In the Proprietary funds principal charges, included here for comparison, reduce liabilities and are not an expense.

Serial Bonds

Summary of Serial Bond Issues	2015 Principal Beginning Balance	Principal Payment	Interest Payments		2015 Principal Ending Balance
			First	Second	
General Fund					
Community College	\$ 3,943,439	\$ 512,934	\$ 84,196	\$ 76,256	\$ 3,430,505
All Other General Fund	16,262,344	1,998,220	369,687	337,311	14,264,124
Total General Fund	<u>20,205,783</u>	<u>2,511,154</u>	<u>453,883</u>	<u>413,567</u>	<u>17,694,629</u>
Aviation	2,974,948	263,673	77,670	72,670	2,711,275
Central Food and Nutrition Services	431,440	42,928	11,078	10,297	388,512
County Road	15,614,338	1,542,248	377,649	351,149	14,072,090
En-Joie Golf Course	92,963	6,662	2,490	2,357	86,301
Fleet Management	469,865	100,909	9,901	8,315	368,956
Library	75,371	8,267	1,905	1,758	67,104
Road Machinery	2,711,128	360,159	62,692	56,781	2,350,969
Solid Waste Management	12,383,438	2,359,340	249,151	212,168	10,024,098
Transit	2,082,713	159,473	55,323	52,204	1,923,240
Veterans' Arena	1,034,767	74,156	27,721	26,238	960,611
Willow Point Nursing Facility	1,334,746	127,531	32,589	30,373	1,207,215
Total	<u>\$ 59,411,500</u>	<u>\$ 7,556,500</u>	<u>\$ 1,362,052</u>	<u>\$ 1,237,877</u>	<u>\$ 51,855,000</u>
Total 2015 Serial Bond Principal Payment	\$ 7,556,500				
Total 2015 Serial Bond Interest Payment	2,599,930				
2015 Serial Bonds Grand Total	<u>\$ 10,156,430</u>				

Serial Bonds

Serial Bonds

1997 Issue (Matures 2016)

	2015 Beginning Balance	Principal Payment	Interest Payments First	Interest Payments Second	2015 Ending Balance
Solid Waste					
Leachate Treatment Facilities	\$ 1,500	\$ 1,500	\$ 41	\$ -	\$ -
Total Solid Waste	1,500	1,500	41	-	-
Total 1997 Issue	\$ 1,500	\$ 1,500	\$ 41	\$ -	\$ -

Serial Bonds

2004 Issue (Matures 2016)

	2015 Beginning Balance	Principal Payment	Interest Payments First	Interest Payments Second	2015 Ending Balance
Solid Waste					
Nanticoke Landfill	\$ 70,455	\$ 70,455	\$ 1,570	\$ -	\$ -
Nanticoke Improvements	130,219	67,435	2,902	1,373	62,784
Compost Station	18,328	9,133	408	201	9,195
Total Solid Waste	219,002	147,023	4,880	1,574	71,979
Aviation					
Runway Extension 16-34	15,998	7,977	357	175	8,021
Total Aviation	15,998	7,977	357	175	8,021
Total 2004 Issue	\$ 235,000	\$ 155,000	\$ 5,237	\$ 1,749	\$ 80,000

Serial Bonds

2010 Tax Exempt Issue (Matures 2021)

	2015	Principal Payment	Interest Payments		2015
	<u>Beginning Balance</u>		First	Second	<u>Ending Balance</u>
General Fund					
Community College					
Technology Initiative	\$ 16,609	\$ 2,439	\$ 403	\$ 354	\$ 14,170
Update Master Plan	2,739	402	66	58	2,337
Wales Building Renovation	52,512	7,712	1,274	1,120	44,800
Original Boiler Replacement Phase II	191,786	28,167	4,654	4,090	163,619
Feasibility Study	11,144	1,637	270	238	9,507
Energy Management Improvements	46,133	6,775	1,119	984	39,358
Roof Replacement - Phase II	229,178	33,659	5,561	4,888	195,519
West Gym Bleachers	57,945	8,510	1,406	1,236	49,435
Roadway & Lot Upgrades	28,415	4,173	690	606	24,242
Roof Replacement III	107,346	15,766	2,605	2,290	91,580
Science Building	110,897	16,287	2,691	2,365	94,610
Alms Building Demo & Site Restoration	99,547	14,620	2,416	2,123	84,927
Direct Digital Control	74,287	10,910	1,803	1,584	63,377
Natural Gas Piping Replacement	92,859	13,638	2,253	1,981	79,221
Total Community College	<u>1,121,397</u>	<u>164,695</u>	<u>27,211</u>	<u>23,917</u>	<u>956,702</u>

Serial Bonds

2010 Tax Exempt Issue (Matures 2021) Continued

	2015	Principal	Interest Payments		2015
	<u>Beginning Balance</u>	<u>Payment</u>	<u>First</u>	<u>Second</u>	<u>Ending Balance</u>
All Other General Fund					
COB - Parking Area Repairs - Design Phase	48,481	7,120	1,176	1,034	41,361
Grippen Ice Rink Rehabilitation	110,094	16,169	2,672	2,348	93,925
Watershed Annual Maintenance	16,715	2,455	406	357	14,260
County Buildings Renovations	44,573	6,546	1,082	951	38,027
County Office Building Carpet	823	121	20	18	702
Public Safety Facility	22,244	3,267	540	474	18,977
Systematic Roof Replacement At County	81,717	12,002	1,983	1,743	69,715
Electronic Voting Machines	22,452	3,297	545	479	19,155
Fire Radio System Replacement Phase I	111,432	16,366	2,704	2,377	95,066
Regional Public Safety Training Facility	16,095	2,364	391	343	13,731
Parks Equipment Replacement	20,058	2,946	487	428	17,112
Parks Surface Rehabilitation	7,404	1,087	180	158	6,317
Forum Repairs/Renovations	6,686	982	162	143	5,704
Equipment Replacement (FEMA 06/06 Flood)	246,389	36,186	5,979	5,255	210,203
Parks Equipment Replacement (FEMA 06/06 Flood)	777	114	19	17	663
Watershed Annual Maintenance	21,234	3,119	515	453	18,115
County Buildings Renovations	28,311	4,158	687	604	24,153
County Office Building - Parking Area	1,700,077	249,685	41,254	36,260	1,450,392
Petroleum Storage Reg. Compliance	17,830	2,619	433	380	15,211
Public Safety Facility Repairs/Renovations	15,706	2,307	381	335	13,399
Computer Equipment Replacement & Update Technology	59,431	8,728	1,442	1,268	50,703
Voice Mail System Replacement - Unified	13,943	2,048	338	297	11,895
Parks Equipment Replacement	5,200	764	126	111	4,436
Black Creek Security Update At Jail	44,295	6,505	1,075	945	37,790
Watershed Regulatory Compliance Part 1	29,715	4,364	721	634	25,351
County Buildings Renovations	33,430	4,910	811	713	28,520
Petroleum Bulk Storage	11,144	1,637	270	238	9,507
Public Safety Facility Repairs/Renovations	16,715	2,455	406	357	14,260
Systematic Roof Replacement At County	32,190	4,728	781	687	27,462
Network Switches & PC Replacement	179,406	26,349	4,353	3,826	153,057
Parks Equipment Replacement	16,715	2,455	406	357	14,260
Portable Radio Replacement	8,893	1,306	216	190	7,587
Replace Financial, HR/Payroll Systems (Software)	413,902	60,789	10,044	8,828	353,113
Replace Financial, HR/Payroll Systems (Hardware)	59,431	8,728	1,442	1,268	50,703
Parks Upgrade	17,334	2,546	421	370	14,788
ERP System Phase II	1,220,178	179,205	29,608	26,024	1,040,973
Replace Oil-Water Separator at Fleet	23,400	3,437	568	499	19,963
External Building Repairs - Front Street Dog Shelter	16,715	2,455	406	357	14,260

Serial Bonds

2010 Tax Exempt Issue (Matures 2021) Continued

	2015	Principal Payment	Interest Payments		2015
	Beginning Balance		First	Second	Ending Balance
Parks Facilities Repairs & Renovations	11,886	1,746	288	254	10,140
Sheriff's Vehicle Replacement	49,525	7,274	1,202	1,056	42,251
Security at GHJB	22,583	3,317	548	482	19,266
Employee Timekeeper System/Scheduler	61,287	9,001	1,487	1,307	52,286
System Upgrades and Network Management	133,719	19,639	3,245	2,852	114,080
Tape Library and Computer Equipment	28,229	4,146	685	602	24,083
Hazardous Materials Response Vehicle	55,716	8,183	1,352	1,188	47,533
Vehicle Replacement	74,287	10,910	1,803	1,584	63,377
Forum Repairs/Renovations	33,430	4,910	811	713	28,520
Forum Seating	92,859	13,638	2,253	1,981	79,221
Parks Surface Rehabilitation	27,858	4,091	676	594	23,767
Parks Facilities Repairs and Renovations	18,572	2,728	451	396	15,844
Parks Vehicle Replacement	18,572	2,728	451	396	15,844
Total Other General Fund	5,369,658	788,630	130,302	114,531	4,581,028
Total General Fund	6,491,055	953,325	157,513	138,448	5,537,730
County Road					
Highway Reconstruction	41,858	6,148	1,016	893	35,710
Colesville Rd./South St. Bridge Replace./Rehab.-Design	11,776	1,730	286	251	10,046
Highway Reconstruction	544,778	80,010	13,219	11,619	464,768
Bevier St. Bridge Reconstruction	431,711	63,404	10,476	9,208	368,307
South Street Bridge	76,888	11,292	1,866	1,640	65,596
Bridge Reconstruction	83,359	12,243	2,023	1,778	71,116
Road Reconstruction (FEMA - 06/06 Flood)	22,764	3,343	552	486	19,421
Bridge Reconstruction (FEMA - 11/06 Flood)	151,919	22,312	3,686	3,240	129,607
Highway Reconstruction/Repair	492,010	72,260	11,939	10,494	419,750
Repair Highway Culverts & Bridges	141,560	20,791	3,435	3,019	120,769
Highway Fire Alarm Suppression System	7,854	1,153	191	168	6,701
Highway Reconstruction/Rehabilitation	561,557	82,474	13,627	11,977	479,083
Colesville Rd. Bridge Replacement	348,140	51,130	8,448	7,425	297,010
Unanticipated Bridge Repairs	83,574	12,274	2,028	1,783	71,300
2nd Street, Deposit, Drainage	225,340	33,095	5,468	4,806	192,245
Highway Reconstruction/Rehabilitation	756,062	111,041	18,346	16,126	645,021
Nanticoke Drive Bridge Reconstruction	197,791	29,049	4,800	4,219	168,742
Highway Building Renovations	14,858	2,182	361	317	12,676
Vestal-Endicott Bridge Painting	976,004	143,343	23,683	20,817	832,661
Unanticipated Bridge/Culvert Repairs	111,432	16,366	2,704	2,377	95,066
Highway Reconstruction/Rehabilitation	826,452	121,379	20,054	17,627	705,073
Total County Roads	6,107,687	897,019	148,208	130,270	5,210,668

Serial Bonds

2010 Tax Exempt Issue (Matures 2021) Continued

	2015 <u>Beginning Balance</u>	Principal <u>Payment</u>	Interest Payments <u>First</u>	Interest Payments <u>Second</u>	2015 <u>Ending Balance</u>
Road Machinery					
Highway Equipment Replacement	76,507	11,236	1,856	1,632	65,271
Highway Equipment Replacement	104,003	15,275	2,524	2,218	88,728
Highway Equipment Replacement	294,551	43,260	7,147	6,282	251,291
Highway Vehicles Replacement	56,830	8,346	1,379	1,212	48,484
Highway Equipment Replacement	373,297	54,825	9,058	7,962	318,472
Total Road Machinery	<u>905,188</u>	<u>132,942</u>	<u>21,964</u>	<u>19,306</u>	<u>772,246</u>
Library					
Computer Replacement - Public - Phase I	3,639	534	88	78	3,105
Computer Replacement - Staff - Phase I	1,300	191	32	28	1,109
Computer Replacement - Staff - Phase II	1,773	260	43	38	1,513
Parking Lot Surface Treatment	2,451	360	59	52	2,091
Replacement of Decker Room Carpet	3,788	556	92	81	3,232
Security Cameras	830	122	20	18	708
Library Improvements & Renovations	17,443	2,562	423	372	14,881
Total Library	<u>31,224</u>	<u>4,585</u>	<u>757</u>	<u>667</u>	<u>26,639</u>
Veterans' Arena					
Arena Primary Electric Repairs	16,715	2,455	406	357	14,260
Arena Repairs/Renovations	7,429	1,092	180	159	6,337
Arena Repairs/Renovations	17,829	2,618	433	380	15,211
Arena Window Replacement - Wall At North End	157,252	23,095	3,816	3,354	134,157
Arena Repairs/Renovations	22,286	3,273	541	475	19,013
Arena Roof Systems Repair/Resurfacing	44,573	6,546	1,082	951	38,027
Arena Spotlights	6,686	982	162	143	5,704
Arena (Safety) Improvements	148,575	21,821	3,605	3,169	126,754
Arena Bathroom Renovations for ADA	27,858	4,091	676	594	23,767
Arena Repairs/Renovations	55,715	8,183	1,352	1,188	47,532
Total Veterans' Arena	<u>504,918</u>	<u>74,156</u>	<u>12,253</u>	<u>10,770</u>	<u>430,762</u>
En-Joie Golf Course					
Golf Course Reconstruction	45,362	6,662	1,101	968	38,700
Total En-Joie Golf Course	<u>45,362</u>	<u>6,662</u>	<u>1,101</u>	<u>968</u>	<u>38,700</u>

Serial Bonds

2010 Tax Exempt Issue (Matures 2021) Continued

	2015	Principal Payment	Interest Payments		2015
	Beginning Balance		First	Second	Ending Balance
Transit					
Intermodal Transit Terminal	746,180	109,589	18,107	15,915	636,591
5 - 24 Passenger Buses	196,463	28,854	4,767	4,190	167,609
Transit Building Renovations	52,001	7,637	1,262	1,109	44,364
Total Transit	994,644	146,080	24,136	21,214	848,564
Willow Point					
WPNH Room Renovations	107,841	15,838	2,617	2,300	92,003
New 380 Bed Facility	193,148	28,367	4,687	4,120	164,781
New Electrical Beds	26,620	3,910	646	568	22,710
WPNH Resident Contained Smoking Area	22,286	3,273	541	475	19,013
HVAC Repairs	37,144	5,455	901	792	31,689
Kiosk Stations	17,829	2,618	433	380	15,211
Resident Furniture & Room Care Equipment	8,914	1,309	216	190	7,605
WPNH Renovations And Repairs	43,458	6,383	1,055	927	37,075
HVAC Replacement/Repairs	41,787	6,137	1,014	891	35,650
Therapy Module - Software & Hardware	8,003	1,175	194	171	6,828
WPNH Building Improvements	27,338	4,015	663	583	23,323
Total Willow Point	534,368	78,480	12,967	11,397	455,888
Solid Waste					
Landfill Construction	27,244	4,001	661	581	23,243
Leachate Treatment Plant Outfall	393,963	57,860	9,560	8,403	336,103
SEIS Options For Section IV Access	34,118	5,011	828	728	29,107
Colesville Landfill Remediation (Part 2)	79,043	11,609	1,918	1,686	67,434
Colesville Landfill Remediation (Part 2)	35,658	5,237	865	761	30,421
Design Section III Closure	94,717	13,911	2,298	2,020	80,806
Landfill Rain Cap Section IV	70,574	10,365	1,713	1,505	60,209
Scale House Road And Facility	691,992	101,631	16,792	14,759	590,361
Solid Waste Management Plan Update	55,716	8,183	1,352	1,188	47,533
Landfill Road Reconstruction	866,690	127,288	21,031	18,485	739,402
Colesville Landfill Remediation (Part 2)	75,217	11,047	1,825	1,604	64,170
Construction of Section II & III Closure	178,291	26,185	4,326	3,803	152,106
Colesville Landfill Remediation	92,859	13,638	2,253	1,981	79,221
Total Solid Waste	2,696,082	395,966	65,422	57,504	2,300,116

Serial Bonds

2010 Tax Exempt Issue (Matures 2021) Continued

	2015 Beginning Balance	Principal Payment	Interest Payments		2015 Ending Balance
			First	Second	
Aviation					
Airport Parking Lot Rehabilitation	318,523	46,781	7,729	6,794	271,742
Airport Corporate Hangar Improvements	165,489	24,305	4,016	3,530	141,184
Terminal Building Rehab.	33,430	4,910	811	713	28,520
Snow Removal Equipment	5,548	815	135	118	4,733
Terminal Building Improvements	133,719	19,639	3,245	2,852	114,080
T-Hangar Improvements	278,581	40,914	6,760	5,942	237,667
North Apron Rehabilitation Phase I	185,719	27,276	4,507	3,961	158,443
Main Apron Rehabilitation-Reconstruction	232,149	34,095	5,633	4,951	198,054
Total Aviation	<u>1,353,158</u>	<u>198,735</u>	<u>32,836</u>	<u>28,861</u>	<u>1,154,423</u>
Fleet Management					
Fleet Replacement	24,763	3,637	601	528	21,126
Fleet Replacement	74,287	10,910	1,803	1,584	63,377
Total Fleet Management	<u>99,050</u>	<u>14,547</u>	<u>2,404</u>	<u>2,112</u>	<u>84,503</u>
Central Foods					
Central Foods Building Renovations	158,106	23,221	3,837	3,372	134,885
Reconstruction of Central Foods	29,158	4,282	708	622	24,876
Total Central Foods	<u>187,264</u>	<u>27,503</u>	<u>4,545</u>	<u>3,994</u>	<u>159,761</u>
Total 2010 Tax Exempt Issue	<u>\$ 19,950,000</u>	<u>\$ 2,930,000</u>	<u>\$ 484,106</u>	<u>\$ 425,511</u>	<u>\$ 17,020,000</u>

Serial Bonds

2010 Federally Taxable Issue - Build America Bonds (BABs) (Matures 2025)

	2015	Principal Payment	Interest Payments		2015
	<u>Beginning Balance</u>		First	Second	<u>Ending Balance</u>
General Fund					
Community College					
Technology Initiative	\$ 14,533	\$ -	\$ 424	\$ 424	\$ 14,533
Update Master Plan	2,396	-	70	70	2,396
Wales Building Renovation	45,945	-	1,341	1,341	45,945
Original Boiler Replacement Phase II	167,801	-	4,899	4,899	167,801
Feasibility Study	9,749	-	285	285	9,749
Energy Management Improvements	40,363	-	1,178	1,178	40,363
Roof Replacement - Phase II	200,516	-	5,854	5,854	200,516
West Gym Bleachers	50,697	-	1,480	1,480	50,697
Roadway & Lot Upgrades	24,861	-	726	726	24,861
Roof Replacement III	93,921	-	2,742	2,742	93,921
Science Building	97,028	-	2,833	2,833	97,028
Alms Building Demo & Site Restoration	87,097	-	2,543	2,543	87,097
Direct Digital Control	64,998	-	1,898	1,898	64,998
Natural Gas Piping Replacement	81,247	-	2,372	2,372	81,247
Total Community College	<u>981,152</u>	<u>-</u>	<u>28,645</u>	<u>28,645</u>	<u>981,152</u>

Serial Bonds

2010 Federally Taxable Issue - Build America Bonds (BABs) (Matures 2025) Continued

	2015	Principal Payment	Interest Payments		2015
	<u>Beginning Balance</u>		First	Second	<u>Ending Balance</u>
All Other General Fund					
COB - Parking Area Repairs - Design Phase	42,417	-	1,238	1,238	42,417
Grippen Ice Rink Rehabilitation	96,324	-	2,812	2,812	96,324
Watershed Annual Maintenance	14,624	-	427	427	14,624
County Buildings Renovations	38,998	-	1,139	1,139	38,998
County Office Building Carpet	720	-	21	21	720
Public Safety Facility	19,462	-	568	568	19,462
Systematic Roof Replacement At County	71,497	-	2,087	2,087	71,497
Electronic Voting Machines	19,644	-	573	573	19,644
Fire Radio System Replacement Phase I	97,496	-	2,846	2,846	97,496
Regional Public Safety Training Facility	14,082	-	411	411	14,082
Parks Equipment Replacement	17,549	-	512	512	17,549
Parks Surface Rehabilitation	6,478	-	189	189	6,478
Forum Repairs/Renovations	5,850	-	171	171	5,850
Equipment Replacement (FEMA 06/06 Flood)	215,574	-	6,294	6,294	215,574
Parks Equipment Replacement (FEMA 06/06 Flood)	680	-	20	20	680
Watershed Annual Maintenance	18,578	-	542	542	18,578
County Buildings Renovations	24,771	-	723	723	24,771
County Office Building - Parking Area	1,487,461	-	43,425	43,425	1,487,461
Petroleum Storage Reg. Compliance	15,599	-	455	455	15,599
Public Safety Facility Repairs/Renovations	13,742	-	401	401	13,742
Computer Equipment Replacement & Update Technology	51,997	-	1,518	1,518	51,997
Voice Mail System Replacement - Unified	12,198	-	356	356	12,198
Parks Equipment Replacement	4,550	-	133	133	4,550
Black Creek Security Update At Jail	38,755	-	1,131	1,131	38,755
Watershed Regulatory Compliance Part 1	25,999	-	759	759	25,999
County Buildings Renovations	29,249	-	854	854	29,249
Petroleum Bulk Storage	9,749	-	285	285	9,749
Public Safety Facility Repairs/Renovations	14,624	-	427	427	14,624
Systematic Roof Replacement At County	28,167	-	822	822	28,167
Network Switches & PC Replacement	156,968	-	4,583	4,583	156,968
Parks Equipment Replacement	14,624	-	427	427	14,624
Portable Radio Replacement	7,782	-	227	227	7,782
Replace Financial, HR/Payroll Systems (Software)	362,139	-	10,572	10,572	362,139
Replace Financial, HR/Payroll Systems (Hardware)	51,997	-	1,518	1,518	51,997
Parks Upgrade	15,166	-	443	443	15,166
ERP System Phase II	1,067,579	-	31,167	31,167	1,067,579
Replace Oil-Water Separator at Fleet	20,474	-	598	598	20,474
External Building Repairs - Front Street Dog Shelter	14,624	-	427	427	14,624

Serial Bonds

2010 Federally Taxable Issue - Build America Bonds (BABs) (Matures 2025) Continued

	2015 Beginning Balance	Principal Payment	Interest Payments		2015 Ending Balance
			First	Second	
Parks Facilities Repairs & Renovations	10,400	-	304	304	10,400
Sheriff's Vehicle Replacement	43,331	-	1,265	1,265	43,331
Security at GHJB	19,760	-	577	577	19,760
Employee Timekeeper System/Scheduler	53,622	-	1,565	1,565	53,622
System Upgrades and Network Management	116,995	-	3,416	3,416	116,995
Tape Library and Computer Equipment	24,699	-	721	721	24,699
Hazardous Materials Response Vehicle	48,748	-	1,423	1,423	48,748
Vehicle Replacement	64,998	-	1,898	1,898	64,998
Forum Repairs/Renovations	29,249	-	854	854	29,249
Forum Seating	81,246	-	2,372	2,372	81,246
Parks Surface Rehabilitation	24,374	-	712	712	24,374
Parks Facilities Repairs and Renovations	16,249	-	474	474	16,249
Parks Vehicle Replacement	16,249	-	474	474	16,249
Total Other General Fund	4,698,107	-	137,156	137,156	4,698,107
Total General Fund	5,679,259	-	165,801	165,801	5,679,259
County Road					
Highway Reconstruction	36,623	-	1,069	1,069	36,623
Colesville Rd./South St. Bridge Replace./Rehab.-Design	10,304	-	301	301	10,304
Highway Reconstruction	476,647	-	13,915	13,915	476,647
Bevier St. Bridge Reconstruction	377,720	-	11,027	11,027	377,720
South Street Bridge	67,272	-	1,964	1,964	67,272
Bridge Reconstruction	72,935	-	2,129	2,129	72,935
Road Reconstruction (FEMA - 06/06 Flood)	19,918	-	581	581	19,918
Bridge Reconstruction (FEMA - 11/06 Flood)	132,919	-	3,880	3,880	132,919
Highway Reconstruction/Repair	430,478	-	12,567	12,567	430,478
Repair Highway Culverts & Bridges	123,856	-	3,616	3,616	123,856
Highway Fire Alarm Suppression System	6,872	-	201	201	6,872
Highway Reconstruction/Rehabilitation	491,327	-	14,344	14,344	491,327
Colesville Rd. Bridge Replacement	304,601	-	8,893	8,893	304,601
Unanticipated Bridge Repairs	73,122	-	2,135	2,135	73,122
2nd Street, Deposit, Drainage	197,159	-	5,756	5,756	197,159
Highway Reconstruction/Rehabilitation	661,507	-	19,312	19,312	661,507
Nanticoke Drive Bridge Reconstruction	173,055	-	5,052	5,052	173,055
Highway Building Renovations	12,999	-	380	380	12,999
Vestal-Endicott Bridge Painting	853,943	-	24,930	24,930	853,943
Unanticipated Bridge/Culvert Repairs	97,496	-	2,846	2,846	97,496
Highway Reconstruction/Rehabilitation	723,094	-	21,110	21,110	723,094
Total County Roads	5,343,847	-	156,008	156,008	5,343,847

Serial Bonds

2010 Federally Taxable Issue - Build America Bonds (BABs) (Matures 2025) Continued

	2015 <u>Beginning Balance</u>	<u>Principal Payment</u>	Interest Payments		2015 <u>Ending Balance</u>
			<u>First</u>	<u>Second</u>	
Road Machinery					
Highway Equipment Replacement	66,938	-	1,954	1,954	66,938
Highway Equipment Replacement	90,996	-	2,657	2,657	90,996
Highway Equipment Replacement	257,714	-	7,524	7,524	257,714
Highway Vehicles Replacement	49,723	-	1,452	1,452	49,723
Highway Equipment Replacement	326,612	-	9,535	9,535	326,612
Total Road Machinery	<u>791,983</u>	-	<u>23,122</u>	<u>23,122</u>	<u>791,983</u>
Library					
Computer Replacement - Public - Phase I	3,185	-	93	93	3,185
Computer Replacement - Staff - Phase I	1,137	-	33	33	1,137
Computer Replacement - Staff - Phase II	1,552	-	45	45	1,552
Parking Lot Surface Treatment	2,145	-	63	63	2,145
Replacement of Decker Room Carpet	3,315	-	97	97	3,315
Security Cameras	726	-	21	21	726
Library Improvements & Renovations	15,262	-	446	446	15,262
Total Library	<u>27,322</u>	-	<u>798</u>	<u>798</u>	<u>27,322</u>
Veterans' Arena					
Arena Primary Electric Repairs	14,624	-	427	427	14,624
Arena Repairs/Renovations	6,500	-	190	190	6,500
Arena Repairs/Renovations	15,599	-	455	455	15,599
Arena Window Replacement - Wall At North End	137,586	-	4,017	4,017	137,586
Arena Repairs/Renovations	19,499	-	569	569	19,499
Arena Roof Systems Repair/Resurfacing	38,998	-	1,139	1,139	38,998
Arena Spotlights	5,850	-	171	171	5,850
Arena (Safety) Improvements	129,994	-	3,795	3,795	129,994
Arena Bathroom Renovations for ADA	24,374	-	712	712	24,374
Arena Repairs/Renovations	48,748	-	1,423	1,423	48,748
Total Veterans' Arena	<u>441,772</u>	-	<u>12,898</u>	<u>12,898</u>	<u>441,772</u>
En-Joie Golf Course					
Golf Course Reconstruction	39,688	-	1,159	1,159	39,688
Total En-Joie Golf Course	<u>39,688</u>	-	<u>1,159</u>	<u>1,159</u>	<u>39,688</u>

Serial Bonds

2010 Federally Taxable Issue - Build America Bonds (BABs) (Matures 2025) Continued

	2015 Beginning Balance	Principal Payment	Interest Payments		2015 Ending Balance
			First	Second	
Transit					
Intermodal Transit Terminal	652,859	-	19,060	19,060	652,859
5 - 24 Passenger Buses	171,894	-	5,018	5,018	171,894
Transit Building Renovations	45,498	-	1,328	1,328	45,498
Total Transit	870,251	-	25,406	25,406	870,251
Willow Point					
WPNH Room Renovations	94,355	-	2,755	2,755	94,355
New 380 Bed Facility	168,993	-	4,934	4,934	168,993
New Electrical Beds	23,291	-	680	680	23,291
WPNH Resident Contained Smoking Area	19,499	-	569	569	19,499
HVAC Repairs	32,499	-	949	949	32,499
Kiosk Stations	15,599	-	455	455	15,599
Resident Furniture & Room Care Equipment	7,800	-	228	228	7,800
WPNH Renovations And Repairs	38,023	-	1,110	1,110	38,023
HVAC Replacement/Repairs	36,560	-	1,067	1,067	36,560
Therapy Module - Software & Hardware	7,001	-	204	204	7,001
WPNH Building Improvements	23,919	-	698	698	23,919
Total Willow Point	467,539	-	13,649	13,649	467,539
Solid Waste					
Landfill Construction	23,837	-	696	696	23,837
Leachate Treatment Plant Outfall	344,693	-	10,063	10,063	344,693
SEIS Options For Section IV Access	29,851	-	871	871	29,851
Colesville Landfill Remediation (Part 2)	69,157	-	2,019	2,019	69,157
Colesville Landfill Remediation (Part 2)	31,199	-	911	911	31,199
Design Section III Closure	82,871	-	2,419	2,419	82,871
Landfill Rain Cap Section IV	61,747	-	1,803	1,803	61,747
Scale House Road And Facility	605,449	-	17,676	17,676	605,449
Solid Waste Management Plan Update	48,748	-	1,423	1,423	48,748
Landfill Road Reconstruction	758,301	-	22,138	22,138	758,301
Colesville Landfill Remediation (Part 2)	65,810	-	1,921	1,921	65,810
Construction of Section II & III Closure	155,994	-	4,554	4,554	155,994
Colesville Landfill Remediation	81,246	-	2,372	2,372	81,246
Total Solid Waste	2,358,903	-	68,866	68,866	2,358,903

Serial Bonds

2010 Federally Taxable Issue - Build America Bonds (BABs) (Matures 2025) Continued

	2015 Beginning Balance	Principal Payment	Interest Payments		2015 Ending Balance
			First	Second	
Aviation					
Airport Parking Lot Rehabilitation	278,687	-	8,136	8,136	278,687
Airport Corporate Hangar Improvements	144,793	-	4,227	4,227	144,793
Terminal Building Rehab.	29,249	-	854	854	29,249
Snow Removal Equipment	4,855	-	142	142	4,855
Terminal Building Improvements	116,995	-	3,416	3,416	116,995
T-Hangar Improvements	243,740	-	7,116	7,116	243,740
North Apron Rehabilitation Phase I	162,493	-	4,744	4,744	162,493
Main Apron Rehabilitation-Reconstruction	203,116	-	5,930	5,930	203,116
Total Aviation	1,183,928	-	34,565	34,565	1,183,928
Fleet Management					
Fleet Replacement	21,665	-	633	633	21,665
Fleet Replacement	64,998	-	1,898	1,898	64,998
Total Fleet Management	86,663	-	2,531	2,531	86,663
Central Foods					
Central Foods Building Renovations	138,334	-	4,039	4,039	138,334
Reconstruction of Central Foods	25,511	-	745	745	25,511
Total Central Foods	163,845	-	4,784	4,784	163,845
Total 2010 Federally Taxable Issue - BABs	\$ 17,455,000	\$ -	\$ 509,587	\$ 509,587	\$ 17,455,000

Serial Bonds

2010 Federally Taxable Issue - Recovery Zone Economic Development Bonds (RZEDBs) (Matures 2025)

	2015	Principal Payment	Interest Payments		2015
	Beginning Balance		First	Second	Ending Balance
General Fund					
Community College					
Technology Initiative	\$ 2,897	\$ -	\$ 85	\$ 85	\$ 2,897
Update Master Plan	478	-	14	14	478
Wales Building Renovation	9,160	-	267	267	9,160
Original Boiler Replacement Phase II	33,455	-	977	977	33,455
Feasibility Study	1,944	-	57	57	1,944
Energy Management Improvements	8,047	-	235	235	8,047
Roof Replacement - Phase II	39,977	-	1,167	1,167	39,977
West Gym Bleachers	10,108	-	295	295	10,108
Roadway & Lot Upgrades	4,957	-	145	145	4,957
Roof Replacement III	18,725	-	547	547	18,725
Science Building	19,344	-	565	565	19,344
Alms Building Demo & Site Restoration	17,364	-	507	507	17,364
Direct Digital Control	12,958	-	378	378	12,958
Natural Gas Piping Replacement	16,198	-	473	473	16,198
Total Community College	195,612	-	5,712	5,712	195,612

Serial Bonds

2010 Federally Taxable Issue - Build America Bonds (BABs) (Matures 2025) Continued

	2015 <u>Beginning Balance</u>	<u>Principal Payment</u>	Interest Payments <u>First</u>	<u>Second</u>	2015 <u>Ending Balance</u>
All Other General Fund					
COB - Parking Area Repairs - Design Phase	8,457	-	247	247	8,457
Grippen Ice Rink Rehabilitation	19,204	-	561	561	19,204
Watershed Annual Maintenance	2,916	-	85	85	2,916
County Buildings Renovations	7,775	-	227	227	7,775
County Office Building Carpet	144	-	4	4	144
Public Safety Facility	3,881	-	113	113	3,881
Systematic Roof Replacement At County	14,254	-	416	416	14,254
Electronic Voting Machines	3,916	-	114	114	3,916
Fire Radio System Replacement Phase I	19,438	-	567	567	19,438
Regional Public Safety Training Facility	2,808	-	82	82	2,808
Parks Equipment Replacement	3,499	-	102	102	3,499
Parks Surface Rehabilitation	1,292	-	38	38	1,292
Forum Repairs/Renovations	1,166	-	34	34	1,166
Equipment Replacement (FEMA 06/06 Flood)	42,979	-	1,255	1,255	42,979
Parks Equipment Replacement (FEMA 06/06 Flood)	136	-	4	4	136
Watershed Annual Maintenance	3,704	-	108	108	3,704
County Buildings Renovations	4,939	-	144	144	4,939
County Office Building - Parking Area	296,555	-	8,658	8,658	296,555
Petroleum Storage Reg. Compliance	3,110	-	91	91	3,110
Public Safety Facility Repairs/Renovations	2,740	-	80	80	2,740
Computer Equipment Replacement & Update Technology	10,367	-	303	303	10,367
Voice Mail System Replacement - Unified	2,432	-	71	71	2,432
Parks Equipment Replacement	907	-	26	26	907
Black Creek Security Update At Jail	7,727	-	226	226	7,727
Watershed Regulatory Compliance Part 1	5,183	-	151	151	5,183
County Buildings Renovations	5,831	-	170	170	5,831
Petroleum Bulk Storage	1,944	-	57	57	1,944
Public Safety Facility Repairs/Renovations	2,916	-	85	85	2,916
Systematic Roof Replacement At County	5,615	-	164	164	5,615
Network Switches & PC Replacement	31,295	-	914	914	31,295
Parks Equipment Replacement	2,916	-	85	85	2,916
Portable Radio Replacement	1,551	-	45	45	1,551
Replace Financial, HR/Payroll Systems (Software)	72,199	-	2,108	2,108	72,199
Replace Financial, HR/Payroll Systems (Hardware)	10,367	-	303	303	10,367
Parks Upgrade	3,024	-	88	88	3,024
ERP System Phase II	212,843	-	6,214	6,214	212,843
Replace Oil-Water Separator at Fleet	4,082	-	119	119	4,082
External Building Repairs - Front Street Dog Shelter	2,916	-	85	85	2,916

Serial Bonds

2010 Federally Taxable Issue - Build America Bonds (BABs) (Matures 2025) Continued

	2015	Principal Payment	Interest Payments		2015
	Beginning Balance		First	Second	Ending Balance
Parks Facilities Repairs & Renovations	2,073	-	61	61	2,073
Sheriff's Vehicle Replacement	8,639	-	252	252	8,639
Security at GHJB	3,939	-	115	115	3,939
Employee Timekeeper System/Scheduler	10,691	-	312	312	10,691
System Upgrades and Network Management	23,325	-	681	681	23,325
Tape Library and Computer Equipment	4,924	-	144	144	4,924
Hazardous Materials Response Vehicle	9,719	-	284	284	9,719
Vehicle Replacement	12,958	-	378	378	12,958
Forum Repairs/Renovations	5,831	-	170	170	5,831
Forum Seating	16,198	-	473	473	16,198
Parks Surface Rehabilitation	4,859	-	142	142	4,859
Parks Facilities Repairs and Renovations	3,240	-	95	95	3,240
Parks Vehicle Replacement	3,240	-	95	95	3,240
Total Other General Fund	936,664	-	27,346	27,346	936,664
Total General Fund	1,132,276	-	33,058	33,058	1,132,276
County Road					
Highway Reconstruction	7,302	-	213	213	7,302
Colesville Rd./South St. Bridge Replace./Rehab.-Design	2,054	-	60	60	2,054
Highway Reconstruction	95,029	-	2,774	2,774	95,029
Bevier St. Bridge Reconstruction	75,306	-	2,199	2,199	75,306
South Street Bridge	13,412	-	392	392	13,412
Bridge Reconstruction	14,541	-	425	425	14,541
Road Reconstruction (FEMA - 06/06 Flood)	3,971	-	116	116	3,971
Bridge Reconstruction (FEMA - 11/06 Flood)	26,500	-	774	774	26,500
Highway Reconstruction/Repair	85,824	-	2,506	2,506	85,824
Repair Highway Culverts & Bridges	24,693	-	721	721	24,693
Highway Fire Alarm Suppression System	1,370	-	40	40	1,370
Highway Reconstruction/Rehabilitation	97,956	-	2,860	2,860	97,956
Colesville Rd. Bridge Replacement	60,728	-	1,773	1,773	60,728
Unanticipated Bridge Repairs	14,578	-	426	426	14,578
2nd Street, Deposit, Drainage	39,307	-	1,148	1,148	39,307
Highway Reconstruction/Rehabilitation	131,885	-	3,850	3,850	131,885
Nanticoke Drive Bridge Reconstruction	34,502	-	1,007	1,007	34,502
Highway Building Renovations	2,592	-	76	76	2,592
Vestal-Endicott Bridge Painting	170,250	-	4,970	4,970	170,250
Unanticipated Bridge/Culvert Repairs	19,438	-	567	567	19,438
Highway Reconstruction/Rehabilitation	144,163	-	4,209	4,209	144,163
Total County Roads	1,065,401	-	31,106	31,106	1,065,401

Serial Bonds

2010 Federally Taxable Issue - Build America Bonds (BABs) (Matures 2025) Continued

	2015 Beginning Balance	Principal Payment	Interest Payments First	Interest Payments Second	2015 Ending Balance
Road Machinery					
Highway Equipment Replacement	13,346	-	390	390	13,346
Highway Equipment Replacement	18,142	-	530	530	18,142
Highway Equipment Replacement	51,380	-	1,500	1,500	51,380
Highway Vehicles Replacement	9,913	-	289	289	9,913
Highway Equipment Replacement	65,116	-	1,901	1,901	65,116
Total Road Machinery	157,897	-	4,610	4,610	157,897
Library					
Computer Replacement - Public - Phase I	635	-	19	19	635
Computer Replacement - Staff - Phase I	227	-	7	7	227
Computer Replacement - Staff - Phase II	309	-	9	9	309
Parking Lot Surface Treatment	428	-	12	12	428
Replacement of Decker Room Carpet	661	-	19	19	661
Security Cameras	145	-	4	4	145
Library Improvements & Renovations	3,043	-	89	89	3,043
Total Library	5,448	-	159	159	5,448
Veterans' Arena					
Arena Primary Electric Repairs	2,916	-	85	85	2,916
Arena Repairs/Renovations	1,296	-	38	38	1,296
Arena Repairs/Renovations	3,110	-	91	91	3,110
Arena Window Replacement - Wall At North End	27,431	-	801	801	27,431
Arena Repairs/Renovations	3,888	-	113	113	3,888
Arena Roof Systems Repair/Resurfacing	7,775	-	227	227	7,775
Arena Spotlights	1,166	-	34	34	1,166
Arena (Safety) Improvements	25,917	-	757	757	25,917
Arena Bathroom Renovations for ADA	4,859	-	142	142	4,859
Arena Repairs/Renovations	9,719	-	284	284	9,719
Total Veterans' Arena	88,077	-	2,572	2,572	88,077
En-Joie Golf Course					
Golf Course Reconstruction	7,913	-	231	231	7,913
Total En-Joie Golf Course	7,913	-	231	231	7,913

Serial Bonds

2010 Federally Taxable Issue - Build America Bonds (BABs) (Matures 2025) Continued

	2015 Beginning Balance	Principal Payment	Interest Payments		2015 Ending Balance
			First	Second	
Transit					
Intermodal Transit Terminal	130,161	-	3,800	3,800	130,161
5 - 24 Passenger Buses	34,270	-	1,000	1,000	34,270
Transit Building Renovations	9,071	-	265	265	9,071
Total Transit	173,502	-	5,065	5,065	173,502
Willow Point					
WPNH Room Renovations	18,811	-	549	549	18,811
New 380 Bed Facility	33,692	-	984	984	33,692
New Electrical Beds	4,643	-	136	136	4,643
WPNH Resident Contained Smoking Area	3,888	-	113	113	3,888
HVAC Repairs	6,479	-	189	189	6,479
Kiosk Stations	3,110	-	91	91	3,110
Resident Furniture & Room Care Equipment	1,555	-	45	45	1,555
WPNH Renovations And Repairs	7,581	-	221	221	7,581
HVAC Replacement/Repairs	7,289	-	213	213	7,289
Therapy Module - Software & Hardware	1,396	-	41	41	1,396
WPNH Building Improvements	4,769	-	139	139	4,769
Total Willow Point	93,213	-	2,721	2,721	93,213
Solid Waste					
Landfill Construction	4,752	-	139	139	4,752
Leachate Treatment Plant Outfall	68,721	-	2,006	2,006	68,721
SEIS Options For Section IV Access	5,951	-	174	174	5,951
Colesville Landfill Remediation (Part 2)	13,788	-	403	403	13,788
Colesville Landfill Remediation (Part 2)	6,220	-	182	182	6,220
Design Section III Closure	16,522	-	482	482	16,522
Landfill Rain Cap Section IV	12,311	-	359	359	12,311
Scale House Road And Facility	120,708	-	3,524	3,524	120,708
Solid Waste Management Plan Update	9,719	-	284	284	9,719
Landfill Road Reconstruction	151,182	-	4,414	4,414	151,182
Colesville Landfill Remediation (Part 2)	13,120	-	383	383	13,120
Construction of Section II & III Closure	31,100	-	908	908	31,100
Colesville Landfill Remediation	16,198	-	473	473	16,198
Total Solid Waste	470,292	-	13,731	13,731	470,292

Serial Bonds

2010 Federally Taxable Issue - Build America Bonds (BABs) (Matures 2025) Continued

	2015 <u>Beginning Balance</u>	<u>Principal Payment</u>	Interest Payments <u>First</u>	<u>Second</u>	2015 <u>Ending Balance</u>
Aviation					
Airport Parking Lot Rehabilitation	55,562	-	1,622	1,622	55,562
Airport Corporate Hangar Improvements	28,867	-	843	843	28,867
Terminal Building Rehab.	5,831	-	170	170	5,831
Snow Removal Equipment	968	-	28	28	968
Terminal Building Improvements	23,325	-	681	681	23,325
T-Hangar Improvements	48,594	-	1,419	1,419	48,594
North Apron Rehabilitation Phase I	32,396	-	946	946	32,396
Main Apron Rehabilitation-Reconstruction	40,495	-	1,182	1,182	40,495
Total Aviation	<u>236,038</u>	-	<u>6,891</u>	<u>6,891</u>	<u>236,038</u>
Fleet Management					
Fleet Replacement	4,320	-	126	126	4,320
Fleet Replacement	12,958	-	378	378	12,958
Total Fleet Management	<u>17,278</u>	-	<u>504</u>	<u>504</u>	<u>17,278</u>
Central Foods					
Central Foods Building Renovations	27,579	-	805	805	27,579
Reconstruction of Central Foods	5,086	-	148	148	5,086
Total Central Foods	<u>32,665</u>	-	<u>953</u>	<u>953</u>	<u>32,665</u>
Total 2010 Federally Taxable Issue - RZEDBs	<u>\$ 3,480,000</u>	<u>\$ -</u>	<u>\$ 101,601</u>	<u>\$ 101,601</u>	<u>\$ 3,480,000</u>

Serial Bonds

2011 Issue (Matures 2016)

	2015	Principal Payment	Interest Payments		2015
	<u>Beginning Balance</u>		First	Second	<u>Ending Balance</u>
Solid Waste					
Leachate Treatment Facilities	\$ 416,803	\$ 235,733	\$ 5,573	\$ 2,037	\$ 181,070
House Hazardous Waste/Maintenance Facility	56,837	32,146	760	278	24,691
Landfill Gas Recovery Facility	20,792	11,759	278	102	9,033
Leachate Storage Tank Design	60,626	34,288	811	296	26,338
Landfill Buffer Purchase	54,942	31,074	735	269	23,868
Total Solid Waste	<u>610,000</u>	<u>345,000</u>	<u>8,157</u>	<u>2,982</u>	<u>265,000</u>
Total 2011 Issue	<u>\$ 610,000</u>	<u>\$ 345,000</u>	<u>\$ 8,157</u>	<u>\$ 2,982</u>	<u>\$ 265,000</u>

Serial Bonds

2011 Issue (Matures 2019)

	2015 Beginning Balance	Principal Payment	Interest Payments		2015 Ending Balance
			First	Second	
General Fund					
Community College					
Student Activities/Athletic Facility	\$ 1,387,406	\$ 264,790	\$ 18,318	\$ 14,923	\$ 1,122,616
All Other General Fund					
Public Safety Facility	163,260	31,159	2,155	1,756	132,101
GHJB Reno/Construct Annex	2,575,197	491,483	34,000	27,698	2,083,714
Reconstruct Gov't Plaza Deck	348,145	66,444	4,596	3,745	281,701
Network Upgrade & Equipment Replace	40,633	7,755	536	437	32,878
DMV Building Acquisition	62,824	11,990	829	676	50,834
COB Elevator Upgrade	68,208	13,018	901	734	55,190
COB Fire Alarm System Replacement	102,313	19,527	1,351	1,100	82,786
Forum Roof System Replacement	344,832	65,812	4,553	3,709	279,020
Total Other General Fund	<u>3,705,412</u>	<u>707,188</u>	<u>48,921</u>	<u>39,855</u>	<u>2,998,224</u>
Total General Fund	<u>5,092,818</u>	<u>971,978</u>	<u>67,239</u>	<u>54,778</u>	<u>4,120,840</u>
County Road					
Highway Reconstruction/Rehabilitation	669	128	9	7	541
Highway Reconstruction/Rehabilitation	51,300	9,791	677	552	41,509
Bridge Cleaning & Painting	34,433	6,572	455	370	27,861
Bridge Reconstruction/Rehabilitation	123,192	23,511	1,626	1,325	99,681
Highway Reconstruction	101,918	19,451	1,346	1,096	82,467
Highway Reconstruction/Rehabilitation	544,455	103,911	7,188	5,856	440,544
Highway Reconstruction/Rehabilitation	606,297	115,713	8,005	6,521	490,584
Federal Bridge Aid Program	545,670	104,142	7,204	5,869	441,528
Highway Reconstruction/Rehabilitation	682,084	130,177	9,005	7,336	551,907
Total County Roads	<u>2,690,018</u>	<u>513,396</u>	<u>35,515</u>	<u>28,932</u>	<u>2,176,622</u>
Road Machinery					
Highway Maintenance Facility	136,103	25,976	1,797	1,464	110,127
Highway Equipment Replacement	56,433	10,770	745	607	45,663
Highway Equipment Replacement	182,672	34,863	2,412	1,965	147,809
Total Road Machinery	<u>375,208</u>	<u>71,609</u>	<u>4,954</u>	<u>4,036</u>	<u>303,599</u>

Serial Bonds

2011 Issue (Matures 2019) Continued

	2015	Principal Payment	Interest Payments		2015
	Beginning Balance		First	Second	Ending Balance
Transit					
Transit Coach Replacement	7,138	1,362	94	77	5,776
Total Transit	7,138	1,362	94	77	5,776
Willow Point					
Parking Lot Construction	144,404	27,560	1,907	1,553	116,844
Resident Lift Program Equipment	30,314	5,785	400	326	24,529
WPNH Building Feasibility Study	39,914	7,618	527	429	32,296
Total Willow Point	214,632	40,963	2,834	2,308	173,669
Solid Waste					
Leachate Treatment Facility	17,478	3,336	231	188	14,142
Landfill Gas Recovery System	59,768	11,407	789	643	48,361
Leachate Storage Tank Design	8,538	1,629	113	92	6,909
Landfill Water Supply	2,212,716	422,302	29,214	23,799	1,790,414
Landfill Public Sewer System	179,995	34,352	2,376	1,936	145,643
Salt/Sand Storage Facility	49,631	9,472	655	534	40,159
Landfill Equipment	373,177	71,222	4,927	4,014	301,955
Landfill New Construction	719,979	137,410	9,506	7,744	582,569
Total Solid Waste	3,621,282	691,130	47,811	38,950	2,930,152
Aviation					
Airport Utility Enhancement	23,904	4,562	316	257	19,342
Total Aviation	23,904	4,562	316	257	19,342
Total 2011 Issue	\$ 12,025,000	\$ 2,295,000	\$ 158,763	\$ 129,338	\$ 9,730,000

Serial Bonds

2013 Issue (Matures 2017)

	2015	Principal	Interest Payments		2015
	<u>Beginning Balance</u>	<u>Payment</u>	<u>First</u>	<u>Second</u>	<u>Ending Balance</u>
General Fund					
Community College					
Student Activities/Athletic Facility	\$ 96,095	\$ 31,097	\$ 1,607	\$ 1,141	\$ 64,998
Roof Replacement Phase I	98,781	31,966	1,652	1,173	66,815
Original Boiler Replacement Phase I	62,996	20,386	1,054	748	42,610
Total Community College	<u>257,872</u>	<u>83,449</u>	<u>4,313</u>	<u>3,062</u>	<u>174,423</u>
All Other General Fund					
COB Elevator Controls Upgrade	39,868	12,902	667	473	26,966
COB Fire Alarm System Replacement	63,026	20,396	1,054	748	42,630
Communications Van Replacement	13,537	4,381	226	161	9,156
Parks Equipment Replacement	44,789	14,494	749	532	30,295
Federal EPA Oil Spill Plan Compliance	42,432	13,731	710	504	28,701
County Buildings Renovations	68,194	22,068	1,140	809	46,126
Microwave System Replacement	169,733	54,927	2,839	2,015	114,806
Computer Equipment Replacement Phase IV	115,173	37,271	1,926	1,367	77,902
Watershed Reconstruction Repair	22,730	7,356	380	270	15,374
County Buildings Renovations	75,773	24,521	1,267	899	51,252
COB - Parking Area Repairs - Design Phase	52,430	16,967	877	622	35,463
Systematic Roof Replacement At County Facilities	181,850	58,848	3,041	2,159	123,002
Vehicle Locator System	105,607	34,175	1,766	1,254	71,432
Computer Equipment Replacement & Update Technology	231,863	75,033	3,878	2,752	156,830
Grippen Ice Rink Rehabilitation	30,310	9,808	507	360	20,502
Parks Equipment Replacement	56,072	18,145	938	666	37,927
Parks Playground Equipment and Shelters	45,465	14,713	760	540	30,752
Parks Surface Rehabilitation	51,527	16,674	862	612	34,853
Emergency Surveillance Equipment Improvements	15,528	5,025	260	184	10,503
Electronic Document Mgt. System - DSS	72,649	23,510	1,215	862	49,139
County Buildings Renovations Equipment	18,184	5,884	304	216	12,300
Western Broome Senior Citizen Center	35,763	11,573	598	425	24,190
Total Other General Fund	<u>1,552,503</u>	<u>502,402</u>	<u>25,964</u>	<u>18,430</u>	<u>1,050,101</u>
Total General Fund	<u>1,810,375</u>	<u>585,851</u>	<u>30,277</u>	<u>21,492</u>	<u>1,224,524</u>

Serial Bonds

2013 Issue (Matures 2017) Continued

	2015	Principal Payment	Interest Payments		2015
	<u>Beginning Balance</u>		First	Second	<u>Ending Balance</u>
County Road					
Highway Recon./Rehab. Caldwell Hill Rd.	44,957	14,548	752	534	30,409
Road Reconstruction/Rehabilitation	42,118	13,630	704	500	28,488
Highway Reconstruction	275,830	89,261	4,613	3,274	186,569
Highway Reconstruction	17,760	5,747	297	211	12,013
Bridge Repair and Culvert Replacement/Recon.	11,405	3,691	191	135	7,714
Colesville Rd./South St. Bridge Replace./Rehab. - Design	15,315	4,956	256	182	10,359
Total County Roads	<u>407,385</u>	<u>131,833</u>	<u>6,813</u>	<u>4,836</u>	<u>275,552</u>
Road Machinery					
Highway Equipment Replacement	15,247	4,934	255	181	10,313
Highway Equipment Replacement	119,187	38,570	1,993	1,415	80,617
Highway Equipment Replacement	68,010	22,009	1,137	807	46,001
Highway Equipment Replacement	278,408	90,095	4,656	3,305	188,313
Total Road Machinery	<u>480,852</u>	<u>155,608</u>	<u>8,041</u>	<u>5,708</u>	<u>325,244</u>
Library					
DYNIX Upgrade	11,377	3,682	190	135	7,695
Total Library	<u>11,377</u>	<u>3,682</u>	<u>190</u>	<u>135</u>	<u>7,695</u>
Transit					
Electronic Fare Box Replacement	37,178	12,031	622	441	25,147
Total Transit	<u>37,178</u>	<u>12,031</u>	<u>622</u>	<u>441</u>	<u>25,147</u>

Serial Bonds

2013 Issue (Matures 2017) Continued

	2015 Beginning Balance	Principal Payment	Interest Payments		2015 Ending Balance
			First	Second	
Willow Point					
Parking Lot Construction	756	245	13	9	511
Replacement of Chillers and Cooling Towers	9,284	3,004	155	110	6,280
Generator Replacement	1,991	644	33	24	1,347
Nurses Stations Renovations	3,011	974	50	36	2,037
WPNH Med Room Renovation	9,952	3,221	166	118	6,731
Total Willow Point	24,994	8,088	417	297	16,906
Solid Waste					
Landfill Gas Recovery Facility	186,569	60,375	3,120	2,215	126,194
Landfill Public Water Supply	736,923	238,474	12,324	8,747	498,449
Landfill Public Sewer System	26,943	8,719	451	320	18,224
Landfill Construction	876,068	283,502	14,651	10,399	592,566
Partial Landfill Closure	572,237	185,180	9,570	6,792	387,057
Landfill Property Acquisition	7,637	2,471	128	91	5,166
Total Solid Waste	2,406,377	778,721	40,244	28,564	1,627,656
Aviation					
Airport Utility Enhancement	78,039	25,254	1,305	926	52,785
Airport Utility Enhancement Project, Phase II	83,883	27,145	1,403	996	56,738
Total Aviation	161,922	52,399	2,708	1,922	109,523
Fleet Management					
Fleet Replacement	60,723	19,650	1,016	721	41,073
Fleet Replacement	206,151	66,712	3,448	2,447	139,439
Total Fleet Management	266,874	86,362	4,464	3,168	180,512
Central Foods					
Renovations For Structural Improvements	47,666	15,425	797	566	32,241
Total Central Foods	47,666	15,425	797	566	32,241
Total 2013 Issue	\$ 5,655,000	\$ 1,830,000	\$ 94,573	\$ 67,129	\$ 3,825,000

Bond Anticipation Notes

Issue Date 5/07/14

Maturity Date 5/7/15

	Amount Outstanding		Amount Outstanding
All Other General Fund		Community College (BCC)	
14 Digitize Permanent Records	\$ 200,000	09 Science Building	8,908,777
11 Virtual Desktop/Server Replacement & Licensing	188,197	09 Roof Replacement III	21,815
12 Computer Equipment Replacement/Update	425,803	10 Direct Digital Control	16,250
13 Computer Equipment Replacement/Update Technology	584,278	11 Hazardous Materials	261,037
14 Computer Equipment Replacement/Update Technology	441,100	11 Wales Building Upgrades	2,170,796
10 Watershed Regulatory Compliance	156,800	12 Electrical Infrastructure	112,333
10 Courthouse Air Handler Replacement	191,345	12 HVAC Upgrades/Replacement	313,467
10 Systematic Roof Replacement at County	78,992	12 Roofs Replacement IV	98,633
10 Upgrade Access Control System at Courthouse	131,500	12 Water & Sewer Renovations/Upgrades	190,978
11 Watershed Annual Maintenance	51,760	13 Sidewalks, Roadways, & Other Parking Lots	225,000
11 Courthouse Steps	70,000	13 Student Center Improvements	210,000
11 Spill Prevention/Petroleum Bulk Storage	55,000	14 HVAC & Roof Critical Replacements	250,000
12 Watershed Annual Maintenance	59,732	14 Master Plan Update	150,000
12 Watershed Regulatory Compliance	180,000	13 Music Suite Renovations	125,000
12 County Buildings Energy Efficiency	64,000	Total Community College	13,054,086
12 County Buildings Renovations	199,615		
12 Systematic Roof Replacement - County Buildings	86,666	Total General Fund	\$ 32,356,319
13 Watershed Hazard Mitigation Studies (Site 2E)	160,000		
13 Watershed Annual Maintenance	70,000	Solid Waste	
13 County Building Renovations	140,000	08 Scale House Road And Facility	\$ 59,714
14 Watershed Annual Maintenance	65,000	08 Landfill Road Reconstruction	103,714
14 County Building Renovations	200,000	09 Construction of Section II & III Closure	1,319,969
14 Systematic Roof Replacement at County Facilities	150,000	10 Landfill Equipment	245,000
14 Uninterruptible Power Supply (UPS) Replacement - 911	120,000	10 Design/Construction Review for Section IV Cells II & III	569,058
12 Body Armor Vests	57,721	11 Colesville Landfill Remediation	486,609
12 Vehicle Replacement	52,329	11 Construction Section IV Cell II	3,405,294
13 Vehicle Replacement	126,338	12 Design & Construction Review Section IV Cells III & IV	276,000
14 Conversion of Gym to Dormitory	435,800	12 Landfill Groundwater Remediation Feasibility Study	267,800
14 Sheriff Medical Addition	1,101,534	14 Construction of Sewer Line	5,000,000
14 Vehicle Replacement	250,000	14 Landfill Equipment	1,000,000
11 Forum Repairs/Renovations	180,000	14 Landfill Gas Collection System	2,500,000
11 Otsiningo Bathroom	78,380	Total Solid Waste	\$ 15,233,158
11 Parks Facilities Repairs & Renovations	45,300		
12 Parks Facilities Repairs & Renovations	40,285	Road Machinery	
14 Parks Equipment (Bobcat)	45,000	10 Highway Equipment Replacement	\$ 26,674
14 Parks Equipment Replacement	75,000	11 Highway Equipment Replacement	399,459
14 Parks Facilities Repairs & Renovations	50,000	12 Highway Equipment Replacement	714,989
12 Update Tax Receivable Database	74,758	13 Highway Equipment Replacement	738,000
14 Stormwater Infrastructure	675,000	14 Highway Equipment Replacement	750,000
12 COPS Advance Refunding	11,945,000	Total Road Machinery	\$ 2,629,122
Total All Other General Fund	19,302,233		

Bond Anticipation Notes

Issue Date 5/07/14

Maturity Date 5/7/15

	<u>Amount Outstanding</u>		<u>Amount Outstanding</u>
Aviation		County Road	
03 Airport Utility Enhancement Project, Phase II	\$ 467,000	10 Highway Reconstruction/Rehabilitation	\$ 3,795
09 T-Hangar Improvements	72,300	11 Highway Reconstruction/Rehabilitation	1,772,090
10 Hangar Improvements	164,693	11 Killawog Rd & Oregon Hill Rd Bridges	464,445
09 Terminal Building Improvements	171,429	11 Unanticipated Bridge/Culvert Repairs	250,241
11 Runway 16 Threshold Relocation (Design)	10,000	11 West Hill Rd Bridge Rehabilitation/Scour	245,243
11 Runway 34 Safety Area Improvements	408,769	12 Airport Road Reconstruction - Design	445,871
12 Rental Car Service Facility Replacement	1,770,133	12 Highway Reconstruction/Rehabilitation	1,928,328
13 Runway 16 Threshold Relocation- Design & RA	10,000	12 East Windsor Rd. Bridge	93,316
13 West Apron Rehab Construction	146,000	12 Hooper Rd. Bridge Replacement - Design	15,892
13 North Apron Rehab Phase 2 Design	13,000	12 Unanticipated Bridge/Culvert Repairs	257,714
13 Geothermal Project	350,000	13 Highway Reconstruction/Rehabilitation	2,100,000
Total Aviation	<u>\$ 3,583,324</u>	13 Killawog Rd Bridge Replacement	710,100
Veteran's Arena		13 River Rd Bridge Replacement Design	287,000
12 Arena Repairs/Renovations	\$ 120,000	13 Unanticipated Bridge/Culvert Repairs	270,000
12 Repair/Replace Arena HVAC Equipment	341,144	14 Highway Reconstruction/Rehabilitation	2,250,000
14 Arena Efficiency Project	400,000	14 Hooper Rd Bridge Rehab - Construction	526,000
14 Arena Improvement Project	800,000	14 Unanticipated Bridge/Culvert Repairs	400,000
Total Veteran's Arena	<u>\$ 1,661,144</u>	Total County Road	<u>\$ 12,020,035</u>
Transit		Willow Point Nursing Home	
06 Intermodal Transit Terminal	\$ 499,576	10 Replacement Equipment/Furnishings	\$ 49,960
13 Transit Coach Replacement	679,455	11 Betterments & Improvements	38,400
14 Purchase of Service Vehicle	52,000	13 Betterment & Improvements	95,250
Total Transit	<u>\$ 1,231,031</u>	13 Sprinkler System	1,340,000
Fleet Management		14 Betterment & Improvements	170,000
12 DPW - Fleet Replacement	\$ 144,000	Total Willow Point Nursing Home	<u>\$ 1,693,610</u>
13 DPW - Fleet Replacement	106,667	Central Foods	
14 DPW - Fleet Replacement	250,000	06 Central Foods Building Renovations	\$ 16,323
Total Fleet Management	<u>\$ 500,667</u>	07 Reconstruction of Central Foods	\$ 27,600
		13 Purchase of 2 New Vans	26,667
		Total Central Foods	<u>\$ 70,590</u>
		Total Bond Anticipation Notes	\$ 70,979,000

Bond Anticipation Notes/Capital Notes Payment Schedule

Project Title	Fund	Department	Total BAN 5/7/2014	Principal Paydown 5/7/2015	Interest Due 5/7/2015
General	1010	91000099	19,302,233	2,555,130	289,533
General BCC	1010	91000099	13,054,086	661,996	195,811
Total General			32,356,319	3,217,126	485,345
Arena	3110	39020008	1,661,144	137,643	24,917
County Road	3120	29010505	12,020,035	894,589	180,301
Road Machinery	3160	30020305	2,629,122	247,712	39,437
Aviation	2010	28040005	3,583,324	255,384	53,750
Solid Waste	2020	38020007	15,233,158	748,534	228,497
Transit	2040	31010505	1,231,031	168,999	18,465
Willow Point NH	2050	27040004	1,693,610	250,882	25,404
Central Foods	2060	02020001	70,590	30,696	1,059
Fleet Management	2070	09020001	500,667	184,667	7,510
Grand Total BANs & Capital Notes			70,979,000	6,136,232	1,064,685

**Statement of
Authorized and Unborrowed Debt
For Open Capital Projects**

Serial Bonds	Resolution	Debt Authorized	Debt Unborrowed
Arena/Forum			
Arena Efficiency Project	13-570	1,050,000	650,000
Arena Improvement Project	13-570	1,000,000	200,000
Aviation			
Terminal Building Improvements	08-744 & 12-569	770,000	210,000
Hangar Improvements	10-35	200,000	4,000
T-Hangar Improvements	10-38 & 13-565	839,023	17,620
Runway Safety Area Improvements Design	10-322	1,000,000	263,373
Runway 16 Threshold Relocation - Design	10-592	550,000	540,000
West Apron Rehab-Design	11-549	200,000	2,865
Runway 16 Threshold Relocation - Design & RA	12-568	800,000	790,000
West Apron Rehab-Construction	12-568 & 13-568	2,896,193	2,693,342
North Apron Rehab-Phase II-Design	13-569	237,500	224,425
North Apron Rehab-Phase II-Design	13-570	3,850,000	3,850,000
Airport Security Upgrades	*	800,000	800,000
Broome Community College			
Roof Replacement III	08-744	600,000	66,995
Direct Digital Control	10-35	465,000	133,207
Hazardous Materials	10-592	515,000	17,050
Wales Building Upgrades	10-592, 13-566	4,600,000	452,635
Electrical Infrastructure	11-549	500,000	354,963
HVAC Upgrades/Replacement	11-549	700,000	272,945
Roofs Replacement IV	11-549	250,000	22,424
Water & Sewer Renovations/Upgrades	11-549	500,000	115,389
Sidewalks, Roadways & Other Parking Lots	12-568	500,000	233,115
Student Center Improvements	13-569	610,000	203,801
HVAC & Roof Critical Replacements	13-570	500,000	250,000
Master Plan Update	13-570	300,000	150,000
Music Suite Renovations	13-569	500,000	375,000

**Statement of
Authorized and Unborrowed Debt
For Open Capital Projects**

Serial Bonds	Resolution	Debt Authorized	Debt Unborrowed
County Road			
Killawog Rd. & Oregon Rd. Bridges	10-592	600,000	73,383
Airport Road Reconstruction - Design	11-549	500,000	47,200
East Windsor Rd. Bridge	11-549	500,000	400,000
Hooper Rd. Bridge Replacement - Design	11-549	300,000	55,948
Killawog River Road Bridge Replacement	12-568	1,300,000	459,900
Hooper Rd Bridge Rehab - Construction	13-570	2,186,000	1,660,000
South Street Bridge Rehab - Construction	13-570	1,400,000	1,400,000
Engineering & Construction Bridge Deck Sealing (8 Bridges)	*	397,000	397,000
Elections			
Electronic Voting Machines	05-742	2,161,000	297,499
Information Technology			
Computer Equipment Replacement/Update	11-549	650,000	9,501
Computer Equipment Replacement/Update Technology	12-568	700,000	89,722
Computer Equipment Replacement/Update Technology	13-570	930,000	488,900
Office of Energy Development			
Stormwater Infrastructure	45-14	1,120,100	445,100
Parks and Recreation			
Parks Facilities Repairs & Renovations	10-592	75,000	14,700
Parks Surface Rehabilitation	11-549	75,000	65,000
Farmers Market Construction	13-570	150,000	150,000
PW-Buildings & Grounds			
County Environmental Compliance	10-592	250,000	120,000
South Otsiningo Multimodal Trail	14-45	508,000	508,000
Public Transportation			
Transit Coach Replacement	568-12, 13-568	2,919,455	2,240,000
Purchase of Six Paratransit Buses	13-570, *	360,000	360,000
Purchase Two Clean Diesel Transit Buses	13-570	850,000	850,000
Transit Capital Costs	13-570	156,015	156,015
Sheriff			
Conversion of Gym to Dormitory	13-570	1,634,000	1,198,200
Sheriff Medical Addition	13-570	4,142,000	3,040,466

**Statement of
Authorized and Unborrowed Debt
For Open Capital Projects**

Serial Bonds	Resolution	Debt Authorized	Debt Unborrowed
Solid Waste			
Leachate Treatment Plant Outfall	05-742	3,080,000	1,894,692
Colesville Landfill Remediation	11-549	550,000	550,000
Design & Construction Review Section IV Cells III & IV	11-549	900,000	612,000
Landfill Groundwater Remediation Feasibility Study	11-549	350,000	54,200
Construction of Section IV Cell III	13-570	3,500,000	3,500,000
Construction of Sewer Line	13-570	10,000,000	5,000,000
Permit Modification & Final Plans Section IV Cell IV	13-570	200,000	200,000
Willow Point Nursing Home			
New 380 Bed Facility	05-742	55,933,113	55,306,584
Betterments & Improvements	12-568	120,000	750
Sprinkler System	12-568, 13-115	1,600,000	130,000
14 WPNH Software Conversion	13-570	60,000	60,000
Total		<u>\$ 124,889,399</u>	<u>\$ 94,727,909</u>

* Pending legislative approval.

Authorized Capital Projects

Open as of June 16, 2014

	<u>CIP Year*</u>	<u>Total Appropriations</u>	<u>Available Appropriations</u>
Arena/Forum			
Arena Repairs/Renovations	2012	150,000	28,831
Arena Efficiency Project	2014	1,050,000	1,050,000
Arena Improvement Project	2014	1,000,000	1,000,000
		<u>2,200,000</u>	<u>2,078,831</u>
Aviation			
Utility Enhancement, Phase II	2003	850,000	487,555
T-Hanger Improvements	2009, 2013a	839,023	6,028
Terminal Building Rehabilitation	2009, 2013a	770,000	73,355
Hangar Improvements	2010, 2013a	200,000	53,548
Runway Safety Area Improvements Design	2010	1,000,000	263,373
SRE Building Improvements	2010	150,000	1,632
Runway 16 Threshold Relocation - Design	2011	550,000	550,000
Runway 34 Safety Area Improvements	2011, 2011a, 2012a	13,410,000	261,744
Rental Car Service Facility Replacement	2012, 2013a	2,000,000	1,755,680
West Apron Rehab-Design	2012	200,000	2,865
North Apron Rehabilitation - Phase I	2012	625,000	16,734
Runway 16 Threshold Relocation - Design	2013	800,000	800,000
N. Apron Rehab - Phase II - Design	2013	237,500	236,200
Geothermal Energy Improvement Project	2013	350,000	207,191
Hangar 1 Improvements	2013	100,000	100,000
Airport Environmental Assessment	2013	160,000	160,000
West Apron Rehab-Construction	2013, 2013a	2,896,193	2,833,651
Runway 16 Threshold Relocation	2014	3,850,000	3,850,000
Airport Security Upgrades	2014	800,000	800,000
		<u>29,787,716</u>	<u>12,459,556</u>

Authorized Capital Projects
Open as of June 16, 2014

	<u>CIP Year*</u>	<u>Total Appropriations</u>	<u>Available Appropriations</u>
Broome Community College			
Original Boiler Replacement Phase I	2005	415,800	4,251
Original Boiler Replacement Phase II	2007	540,000	1,869
Feasibility Study	2007	50,000	49,949
Energy Management Improvements	2008	207,000	160,138
Roadway and Lot Upgrades	2009	85,000	1,299
Roof Replacement III	2009	600,000	11,340
Science Building	2009, 2013a	21,942,696	2,004,976
Direct Digital Control	2010	465,000	266,414
Hazardous Materials	2011	515,000	174,472
Wales Building Upgrades	2011, 2013a, 2014a	4,700,000	648,948
Electrical Infrastructure	2012	500,000	412,126
HVAC Upgrades/Replacement	2012	700,000	545,890
Roofs Replacement IV	2012	250,000	25,449
Water & Sewer Renovations/Upgrades	2012	500,000	78,024
BCC Flood Recovery & Improvements	2012, 2013a	1,500,000	2,187
Sidewalk, Roadways & Parks	2013	500,000	466,230
Student Center Improvements	2013, 2013a	610,000	426,336
Music Suite Renovations	2013	500,000	423,250
HVAC & Roof Critical Replacements	2014	500,000	500,000
Master Plan Update	2014	300,000	300,000
		<u>35,380,496</u>	<u>6,503,148</u>
County Clerk - Records Management			
Digitize Permanent Records	2014	200,000	200,000
		<u>200,000</u>	<u>200,000</u>
Central Food and Nutrition Services			
Building Renovations	2006	774,160	87,457
Building Reconstruction	2007	150,000	27,349
		<u>924,160</u>	<u>114,806</u>
DPW-Fleet			
Fleet Replacement	2014	250,000	194,384
		<u>250,000</u>	<u>194,384</u>
Elections			
Electronic Voting Machines	2006	2,161,000	308,342
		<u>2,161,000</u>	<u>308,342</u>

Authorized Capital Projects
Open as of June 16, 2014

	<u>CIP Year*</u>	<u>Total Appropriations</u>	<u>Available Appropriations</u>
Emergency Services			
State Road Radio Tower	2004	65,000	63,619
Vehicle Locator System	2005	350,000	32,956
Fire Radio System replacement Phase I	2006	500,000	30,612
Uninterruptible Power Supply (UPS) Replacement - 911	2014	120,000	120,000
		<u>1,035,000</u>	<u>247,187</u>
Information Technology			
Update Comp. Tech. & Replace Equipment	2002	550,000	38,396
Computer Equipment Replacement/Update	2012	650,000	75,349
Computer Equipment Replacement/Update	2013	700,000	351,705
Computer Equipment Replacement/Update	2014	930,000	825,900
		<u>2,830,000</u>	<u>1,291,350</u>
Highways/Bridges			
Colesville Rd./South St. Bridge Replacement/Rehab. - Design	2005	400,000	31,537
South Street Bridge	2006	230,000	48,821
Nanticoke Drive Bridge Rehabilitation	2009, 2010a	1,630,372	489,799
Killawog Rd & Oregon Hill Rd Bridges	2011	600,000	58,832
East Windsor Rd. Bridge	2012	500,000	430,904
Hooper Rd. Bridge Replacement - Design	2012	300,000	45,100
Killawog River Road Bridge Replacement	2013	1,300,000	440,280
River Road Bridge Replacement - Design	2013	300,000	223,462
Unanticipated Bridge/Culvert Repairs	2013	300,000	22,559
Hooper Rd Bridge Rehab - Construction	2014	2,186,000	2,186,000
South Street Bridge Rehab - Construction	2014	1,400,000	1,400,000
Unanticipated Bridge/Culvert Repairs	2014	400,000	400,000
Engineering & Construction Bridge Deck Sealing (8 Bridges)	2014	397,000	397,000
		<u>9,943,372</u>	<u>6,174,294</u>
Highways/Roads			
Airport Road Reconstruction - Design	2012	500,000	447,197
Highway Reconstruction/Rehabilitation	2013, 2013a	2,616,540	17,031
Highway Reconstruction/Rehabilitation	2014	2,250,000	2,250,000
		<u>5,366,540</u>	<u>2,714,228</u>
Office of Energy Development			
Stormwater Infrastructure	2014	1,120,100	1,094,783
		<u>1,120,100</u>	<u>1,094,783</u>
Office of Management and Budget			
Update Tax Receivable Database Project	2012	93,940	58,940

Authorized Capital Projects
Open as of June 16, 2014

	<u>CIP Year*</u>	<u>Total Appropriations</u>	<u>Available Appropriations</u>
		93,940	58,940
Parks & Recreation			
Parks Facilities Repairs & Renovations	2011	75,000	2,724
Parks Surface Rehabilitation	2012, 2013a	100,000	92,665
Farmers Market Construction	2014	150,000	150,000
Parks Equipment (Bobcat)	2014	45,000	45,000
Parks Equipment Replacement	2014	75,000	75,000
Parks Facilities Repairs & Renovations	2014	50,000	47,880
		<u>495,000</u>	<u>413,269</u>
Public Transportation			
Transit Coach Replacement	2013	2,919,455	2,919,455
Purchase of Service Vehicle	2014	52,000	52,000
Purchase of Six Paratransit Buses	2014, 2014a	360,000	360,000
Purchase Two Clean Diesel Transit Buses	2014	850,000	850,000
Transit Capital Costs	2014	156,015	119,945
		<u>4,337,470</u>	<u>4,301,400</u>
Public Works			
Petroleum Bulk Storage	2008	250,000	102,548
Upgrade of Court Access Control System	2010	200,000	18,537
County Environmental Compliance	2011	250,000	211,751
Watershed Regulatory Compliance	2012	225,000	46,577
County Buildings Energy Efficiency	2012	80,000	80,000
Watershed Mitigation Study	2013	200,000	64,646
Watershed Annual Maintenance	2013	75,000	49,587
County Buildings Renovations	2013	150,000	49,114
Watershed Annual Maintenance	2014	65,000	65,000
County Building Renovations	2014	200,000	200,000
Systematic Roof Replacement at County Facilities	2014	150,000	98,286
South Otsiningo Multimodal Trail	2014	508,000	508,000
		<u>2,353,000</u>	<u>1,494,045</u>
Road Machinery			
Highway Equipment Replacement	2013	820,000	6,331
Highway Equipment Replacement	2014	750,000	498,318
		<u>1,570,000</u>	<u>504,649</u>
Social Services			

Authorized Capital Projects
Open as of June 16, 2014

	<u>CIP Year*</u>	<u>Total Appropriations</u>	<u>Available Appropriations</u>
Electronic Document Management System	2005	470,000	61,631
		<u>470,000</u>	<u>61,631</u>
Sheriff			
Conversion of Gym to Dormitory	2014	1,634,000	1,620,386
Sheriff Medical Addition	2014	4,142,000	4,107,075
Vehicle Replacement	2014	250,000	225,888
Black Creek System Upgrade - Jail	2014	632,500	632,500
		<u>6,658,500</u>	<u>6,585,849</u>
Solid Waste			
Landfill Public Sewer System	2000	3,537,700	2,899,635
Leachate Treatment Plant Outfall	2006	3,080,000	2,638,272
Colesville Landfill Remediation	2011	550,000	140,602
Colesville Landfill Remediation	2012	550,000	550,000
Design & Construction Review Section IV Cells III & IV	2012	1,000,000	769,850
Landfill Groundwater Remediation Feasibility Study	2012	350,000	161,625
Landfill Excavation of Section IV, Cell III	2013	1,500,000	1,500,000
Landfill Final Plans & Bid Documents for Sect IV, Cell III	2013	200,000	200,000
Construction of Section IV Cell III	2014	3,500,000	3,500,000
Construction of Sewer Line	2014	10,000,000	10,000,000
Landfill Equipment	2014	1,000,000	1,000,000
Permit Modification & Final Plans Section IV Cell IV	2014	200,000	200,000
Landfill Gas Collection & Control System I	2014	2,500,000	2,482,562
		<u>27,967,700</u>	<u>26,042,546</u>
Willow Point Nursing Facility			
WPNH Med Room Renovation	2005	150,000	119,579
New 380 Bed Facility	2006	55,933,113	55,658,039
Betterments & Improvements	2013	120,000	331
Sprinkler System	2013, 2013a	1,600,000	207,004
Betterment & Improvements	2014	170,000	138,094
WPNH Software Conversion	2014	60,000	60,000
		<u>58,033,113</u>	<u>56,183,047</u>

* "a" signifies a budget amendment.

DEBT STATEMENT SUMMARY

Summary of Indebtedness, Debt Limit and Net Debt - Contracting Margin, as of 10/01/14.

Five-Year Average Full Valuation		\$ 9,643,959,326
Debt Limit - 7% thereof		675,077,153
Bonds	18,526,500	
MBBA Bonds	40,885,000	
Bond Anticipation Notes	70,979,000	
Total Net Indebtedness Subject to Debt Limit		130,390,500
Net Debt-Contracting Margin		<u>\$ 544,686,653</u>
The percent of debt contracting power exhausted is		19.31%

**Community College Debt Liability and Payment History
By Year, Issue and Project**

	January 1 Begin Liab Prin Bal	Pay Date Principal Payment	Pay Date 1st Int Pay	Pay Date 2nd Int Pay	December 31 End Liab Prin Bal
2014					
2005 Issue (Matures 2014)		04/15	04/15	10/15	
Student Activities/Athletic Facility	\$ 29,838	\$ 29,838	\$ 559	\$ -	\$ -
Roof Replacement Phase I	30,672	30,672	575	-	-
Original Boiler Replacement Phase I	19,561	19,561	367	-	-
Total 2005 Issue	80,071	80,071	1,501	-	-
2010 Issue (Matures 2021)		04/15	04/15	10/15	
Technology Initiative	\$ 18,953	\$ 2,344	\$ 450	\$ 403	\$ 16,609
Update Master Plan	3,126	387	74	66	2,739
Wales Building Renovation	59,922	7,410	1,422	1,274	52,512
Original Boiler Replacement Phase II	218,848	27,062	5,195	4,654	191,786
Feasibility Study	12,716	1,572	302	270	11,144
Energy Management Improvements	52,642	6,509	1,250	1,119	46,133
Roof Replacement Phase II	261,516	32,338	6,208	5,561	229,178
West Gym Bleachers	66,121	8,176	1,570	1,406	57,945
Roadway and Lot Upgrades	32,424	4,009	770	690	28,415
Roof Replacement III	122,493	15,147	2,908	2,605	107,346
Science Building	126,545	15,648	3,004	2,691	110,897
09 Alms Building Demo & Site Restoration	113,593	14,046	2,696	2,416	99,547
10 Direct Digital Control	84,769	10,482	2,012	1,803	74,287
10 Natural Gas Piping Replacement	105,962	13,103	2,515	2,253	92,859
Total 2010 Issue	1,279,630	158,233	30,376	27,211	1,121,397
2010 Issue (Matures 2025)		04/15	04/15	10/15	
Technology Initiative	\$ 17,429	\$ -	\$ 509	\$ 509	\$ 17,429
Update Master Plan	2,874	-	84	84	2,874
Wales Building Renovation	55,105	-	1,609	1,609	55,105
Original Boiler Replacement Phase II	201,256	-	5,876	5,876	201,256
Feasibility Study	11,693	-	341	341	11,693
Energy Management Improvements	48,411	-	1,413	1,413	48,411
Roof Replacement Phase II	240,493	-	7,021	7,021	240,493
West Gym Bleachers	60,805	-	1,775	1,775	60,805
Roadway and Lot Upgrades	29,818	-	871	871	29,818
Roof Replacement III	112,646	-	3,289	3,289	112,646
Science Building	116,372	-	3,397	3,397	116,372
09 Alms Building Demo & Site Restoration	104,461	-	3,050	3,050	104,461
10 Direct Digital Control	77,956	-	2,276	2,276	77,956
10 Natural Gas Piping Replacement	97,445	-	2,845	2,845	97,445
Total 2010 Issue	1,176,764	-	34,356	34,356	1,176,764
2011 Refunding Issue (Matures 2019)		02/15	02/15	08/15	
Student Activities/Athletic Facility	\$ 1,642,389	\$ 254,983	\$ 24,692	\$ 18,318	\$ 1,387,406
Total 2011 Issue	1,642,389	254,983	24,692	18,318	1,387,406

**Community College Debt Liability and Payment History
By Year, Issue and Project**

	January 1 Begin Liab Prin Bal	Pay Date Principal Payment	Pay Date 1st Int Pay	Pay Date 2nd Int Pay	December 31 End Liab Prin Bal
2014 Continued					
2013 Issue (Matures 2017)		04/15	04/15	10/15	
Student Activities/Athletic Facility	\$ 96,095	\$ -	\$ 1,607	\$ 1,607	\$ 96,095
Roof Replacement Phase I	98,781	-	1,652	1,652	98,781
Original Boiler Replacement Phase I	62,996	-	1,054	1,054	62,996
Total 2013 Issue	<u>257,872</u>	<u>-</u>	<u>4,313</u>	<u>4,313</u>	<u>257,872</u>
Total Serial Bonds	<u>\$ 4,436,726</u>	<u>\$ 493,287</u>	<u>\$ 95,238</u>	<u>\$ 84,198</u>	<u>\$ 3,943,439</u>
05/13 Bond Anticipation Note (Matures 05/14)		05/8	05/8		
Science Building	\$ 9,215,777	\$ 438,847	\$ 138,237	\$ -	\$ 8,776,930
Roof Replacement III	36,675	3,056	550	-	33,619
Direct Digital Control	32,500	16,250	488	-	16,250
Hazardous Materials	228,614	28,577	3,429	-	200,037
Wales Building Upgrades	1,461,700	60,904	21,926	-	1,400,796
Electrical Infrastructure	244,500	27,167	3,668	-	217,333
HVAC Upgrades/Replacement	352,650	39,183	5,290	-	313,467
Roofs Replacement IV	116,666	8,333	1,750	-	108,333
Water & Sewer Renovations/Upgrades	251,407	8,669	3,771	-	242,738
Sidewalks, Roadways, & Other Parking Lots	250,000	25,000	3,750	-	225,000
Total Bond Anticipation Notes	<u>\$ 12,190,489</u>	<u>\$ 655,986 *</u>	<u>\$ 182,859</u>	<u>\$ -</u>	<u>\$ 11,534,503</u>
Total Serial Bonds and Bond Anticipation Notes	<u>\$ 16,627,215</u>	<u>\$ 1,149,273</u>	<u>\$ 278,097</u>	<u>\$ 84,198</u>	<u>\$ 15,477,942</u>

* Principal payment is comprised of budgeted principal payments, plus unbudgeted paydowns, plus remaining BAN proceeds reissued as serial bonds.

**Community College Debt Liability and Payment History
By Year, Issue and Project**

	January 1 Begin Liab Prin Bal	Pay Date Principal Payment	Pay Date 1st Int Pay	Pay Date 2nd Int Pay	December 31 End Liab Prin Bal
2015					
2010 Issue (Matures 2021)		04/15	04/15	10/15	
Technology Initiative	\$ 16,609	\$ 2,439	\$ 403	\$ 354	\$ 14,170
Update Master Plan	2,739	402	66	58	2,337
Wales Building Renovation	52,512	7,712	1,274	1,120	44,800
Original Boiler Replacement Phase II	191,786	28,167	4,654	4,090	163,619
Feasibility Study	11,144	1,637	270	238	9,507
Energy Management Improvements	46,133	6,775	1,119	984	39,358
Roof Replacement Phase II	229,178	33,659	5,561	4,888	195,519
West Gym Bleachers	57,945	8,510	1,406	1,236	49,435
Roadway and Lot Upgrades	28,415	4,173	690	606	24,242
Roof Replacement III	107,346	15,766	2,605	2,290	91,580
Science Building	110,897	16,287	2,691	2,365	94,610
09 Alms Building Demo & Site Restoration	99,547	14,620	2,416	2,123	84,927
10 Direct Digital Control	74,287	10,910	1,803	1,584	63,377
10 Natural Gas Piping Replacement	92,859	13,638	2,253	1,981	79,222
Total 2010 Issue	1,121,397	164,695	27,211	23,917	956,702
2010 Issue (Matures 2025)		04/15	04/15	10/15	
Technology Initiative	\$ 17,429	\$ -	\$ 509	\$ 509	\$ 17,429
Update Master Plan	2,874	-	84	84	2,874
Wales Building Renovation	55,105	-	1,609	1,609	55,105
Original Boiler Replacement Phase II	201,256	-	5,876	5,876	201,256
Feasibility Study	11,693	-	341	341	11,693
Energy Management Improvements	48,411	-	1,413	1,413	48,411
Roof Replacement Phase II	240,493	-	7,021	7,021	240,493
West Gym Bleachers	60,805	-	1,775	1,775	60,805
Roadway and Lot Upgrades	29,818	-	871	871	29,818
Roof Replacement III	112,646	-	3,289	3,289	112,646
Science Building	116,372	-	3,397	3,397	116,372
09 Alms Building Demo & Site Restoration	104,461	-	3,050	3,050	104,461
10 Direct Digital Control	77,956	-	2,276	2,276	77,956
10 Natural Gas Piping Replacement	97,445	-	2,845	2,845	97,445
Total 2010 Issue	1,176,764	-	34,356	34,356	1,176,764
2011 Refunding Issue (Matures 2019)		02/15	02/15	08/15	
Student Activities/Athletic Facility	\$ 1,387,406	\$ 264,790	\$ 18,318	\$ 14,923	\$ 1,122,616
Total 2011 Issue	1,387,406	264,790	18,318	14,923	1,122,616

**Community College Debt Liability and Payment History
By Year, Issue and Project**

	January 1 Begin Liab Prin Bal	Pay Date Principal Payment	Pay Date 1st Int Pay	Pay Date 2nd Int Pay	December 31 End Liab Prin Bal
2015 Continued					
2013 Issue (Matures 2017)		04/15	04/15	10/15	
Student Activities/Athletic Facility	\$ 96,095	\$ 31,097	\$ 1,607	\$ 1,141	\$ 64,998
Roof Replacement Phase I	98,781	31,966	1,652	1,173	66,815
Original Boiler Replacement Phase I	62,996	20,386	1,054	748	42,610
Total 2013 Issue	257,872	83,449	4,313	3,062	174,423
Total Serial Bonds	\$ 3,943,439	\$ 512,934	\$ 84,198	\$ 76,258	\$ 3,430,505
05/14 Bond Anticipation Note (Matures 05/15)		05/7	05/7		
Science Building	8,908,777	445,439	133,632	-	8,463,338
Roof Replacement III	21,815	1,983	327	-	19,832
Direct Digital Control	16,250	16,250	244	-	-
Hazardous Materials	261,037	37,291	3,916	-	223,746
Wales Building Upgrades	2,170,796	-	32,562	-	2,170,796
Electrical Infrastructure	112,333	14,042	1,685	-	98,291
HVAC Upgrades/Replacement	313,467	39,183	4,702	-	274,284
Roofs Replacement IV	98,633	7,587	1,480	-	91,046
Water & Sewer Renovations/Upgrades	190,978	6,821	2,865	-	184,157
Sidewalks, Roadways, & Other Parking Lots	225,000	25,000	3,375	-	200,000
Student Center Improvements	210,000	8,400	3,150	-	201,600
HVAC & Roof Critical Replacements	250,000	25,000	3,750	-	225,000
Master Plan Update	150,000	30,000	2,250	-	120,000
Music Suite Renovations	125,000	5,000	1,875	-	120,000
Total Bond Anticipation Notes	\$ 13,054,086	\$ 661,996 *	\$ 195,813	\$ -	\$ 12,392,090
Total Serial Bonds and Bond Anticipation Notes	\$ 16,997,525	\$ 1,174,930	\$ 280,011	\$ 76,258	\$ 15,822,595

* Principal payment is comprised of budgeted principal payments, plus unbudgeted paydowns, plus remaining BAN proceeds reissued as serial bonds.

**Community College Debt Liability and Payment Schedule
By Fiscal Year, Issue and Project**

BCC Fiscal Year: September 1 - August 31

	September 1 Begin Liab Prin Bal	Pay Date 1st Int Pay	Pay Date Principal Payment	Pay Date 2nd Int Pay	August 31 End Liab Prin Bal
2013-2014		<u>10/15</u>	<u>04/15</u>	<u>04/15</u>	
2005 Issue (Matures 2014)					
Student Activities/Athletic Facility	\$ 29,838	\$ 559	\$ 29,838	\$ 559	\$ -
Roof Replacement Phase I	30,672	575	30,672	575	-
Original Boiler Replacement Phase I	19,561	367	19,561	367	-
Total 2005 Issue	<u>80,071</u>	<u>1,501</u>	<u>80,071</u>	<u>1,501</u>	<u>-</u>
		<u>10/15</u>	<u>04/15</u>	<u>04/15</u>	
2010 Issue (Matures 2021)					
Technology Initiative	\$ 18,953	\$ 450	\$ 2,344	\$ 450	\$ 16,609
Update Master Plan	3,126	74	387	74	2,739
Wales Building Renovation	59,922	1,422	7,410	1,422	52,512
Original Boiler Replacement Phase II	218,848	5,195	27,062	5,195	191,786
Feasibility Study	12,716	302	1,572	302	11,144
Energy Management Improvements	52,642	1,250	6,509	1,250	46,133
Roof Replacement Phase II	261,516	6,208	32,338	6,208	229,178
West Gym Bleachers	66,121	1,570	8,176	1,570	57,945
Roadway and Lot Upgrades	32,424	770	4,009	770	28,415
Roof Replacement III	122,493	2,908	15,147	2,908	107,346
Science Building	126,545	3,004	15,648	3,004	110,897
09 Alms Building Demo & Site Restoration	113,593	2,696	14,046	2,696	99,547
10 Direct Digital Control	84,769	2,012	10,482	2,012	74,287
10 Natural Gas Piping Replacement	105,962	2,515	13,103	2,515	92,859
Total 2010 Issue	<u>1,279,630</u>	<u>30,376</u>	<u>158,233</u>	<u>30,376</u>	<u>1,121,397</u>
		<u>10/15</u>	<u>04/15</u>	<u>04/15</u>	
2010 Issue (Matures 2025)					
Technology Initiative	\$ 17,429	\$ 509	\$ -	\$ 509	\$ 17,429
Update Master Plan	2,874	84	-	84	2,874
Wales Building Renovation	55,105	1,609	-	1,609	55,105
Original Boiler Replacement Phase II	201,256	5,876	-	5,876	201,256
Feasibility Study	11,693	341	-	341	11,693
Energy Management Improvements	48,411	1,413	-	1,413	48,411
Roof Replacement Phase II	240,493	7,021	-	7,021	240,493
West Gym Bleachers	60,805	1,775	-	1,775	60,805
Roadway and Lot Upgrades	29,818	871	-	871	29,818
Roof Replacement III	112,646	3,289	-	3,289	112,646
Science Building	116,372	3,397	-	3,397	116,372
09 Alms Building Demo & Site Restoration	104,461	3,050	-	3,050	104,461
10 Direct Digital Control	77,956	2,276	-	2,276	77,956
10 Natural Gas Piping Replacement	97,445	2,845	-	2,845	97,446
Total 2010 Issue	<u>1,176,764</u>	<u>34,356</u>	<u>-</u>	<u>34,356</u>	<u>1,176,764</u>

**Community College Debt Liability and Payment Schedule
By Fiscal Year, Issue and Project**

BCC Fiscal Year: September 1 - August 31

	<u>September 1 Begin Liab Prin Bal</u>	<u>Pay Date 1st Int Pay</u>	<u>Pay Date Principal Payment</u>	<u>Pay Date 2nd Int Pay</u>	<u>August 31 End Liab Prin Bal</u>
2013-2014 Continued					
		<u>02/15</u>	<u>02/15</u>	<u>08/15</u>	
2011 Refunding Issue (Matures 2019)					
Student Activities/Athletic Facility	\$ 1,642,389	\$ 24,692	\$ 254,983	\$ 18,318	\$ 1,387,406
Total 2011 Issue	<u>1,642,389</u>	<u>24,692</u>	<u>254,983</u>	<u>18,318</u>	<u>1,387,406</u>
		<u>10/15</u>	<u>04/15</u>	<u>04/15</u>	
2013 Issue (Matures 2017)					
Student Activities/Athletic Facility	\$ 96,095	\$ 1,527	\$ -	\$ 1,607	\$ 96,095
Roof Replacement Phase I	98,781	1,569	-	1,652	98,781
Original Boiler Replacement Phase I	62,996	1,001	-	1,054	62,996
Total 2013 Issue	<u>257,872</u>	<u>4,097</u>	<u>-</u>	<u>4,313</u>	<u>257,872</u>
Total Serial Bonds	<u>\$ 4,436,726</u>	<u>\$ 95,022</u>	<u>\$ 493,287</u>	<u>\$ 88,864</u>	<u>\$ 3,943,439</u>
			<u>05/08</u>	<u>05/08</u>	
05/13 Bond Anticipation Note (Matures 05/14) *	\$ 9,215,777		\$ 438,847	\$ 138,237	\$ 8,776,930
Science Building	36,675		3,056	550	33,619
Roof Replacement III	32,500		16,250	488	16,250
Direct Digital Control	228,614		28,577	3,429	200,037
Hazardous Materials	1,461,700		60,904	21,926	1,400,796
Wales Building Upgrades	244,500		27,167	3,668	217,333
Electrical Infrastructure	352,650		39,183	5,290	313,467
HVAC Upgrades/Replacement	116,666		8,333	1,750	108,333
Roofs Replacement IV	251,407		8,669	3,771	242,738
Water & Sewer Renovations/Upgrades	250,000		25,000	3,750	225,000
Sidewalks, Roadways, & Other Parking Lots	<u>12,190,489</u>	<u>-</u>	<u>655,986</u>	<u>182,859</u>	<u>11,534,503</u>
Total Bond Anticipation Notes					
Total Serial Bonds and Bond Anticipation Notes	<u>\$ 16,627,215</u>	<u>\$ 95,022</u>	<u>\$ 1,149,273</u>	<u>\$ 271,723</u>	<u>\$ 15,477,942</u>

*May 2013 BAN amounts represent current short-term borrowing.
There is no estimate made of additional need for borrowing, for these or other projects.

**Community College Debt Liability and Payment Schedule
By Fiscal Year, Issue and Project**

BCC Fiscal Year: September 1 - August 31

	September 1 Begin Liab Prin Bal	Pay Date 1st Int Pay	Pay Date Principal Payment	Pay Date 2nd Int Pay	August 31 End Liab Prin Bal
2014-2015		10/15	04/15	04/15	
2010 Issue (Matures 2021)					
Technology Initiative	\$ 16,609	\$ 403	\$ 2,439	\$ 403	\$ 14,170
Update Master Plan	2,739	66	402	66	2,337
Wales Building Renovation	52,512	1,274	7,712	1,274	44,800
Original Boiler Replacement Phase II	191,786	4,654	28,167	4,654	163,619
Feasibility Study	11,144	270	1,637	270	9,507
Energy Management Improvements	46,133	1,119	6,775	1,119	39,358
Roof Replacement Phase II	229,178	5,561	33,659	5,561	195,519
West Gym Bleachers	57,945	1,406	8,510	1,406	49,435
Roadway and Lot Upgrades	28,415	690	4,173	690	24,242
Roof Replacement III	107,346	2,605	15,766	2,605	91,580
Science Building	110,897	2,691	16,287	2,691	94,610
09 Alms Building Demo & Site Restoration	99,547	2,416	14,620	2,416	84,927
10 Direct Digital Control	74,287	1,803	10,910	1,803	63,377
10 Natural Gas Piping Replacement	92,859	2,253	13,638	2,253	79,221
Total 2010 Issue	1,121,397	27,211	164,695	27,211	956,702
		10/15	04/15	04/15	
2010 Issue (Matures 2025)					
Technology Initiative	\$ 17,429	\$ 509	\$ -	\$ 509	\$ 17,429
Update Master Plan	2,874	84	-	84	2,874
Wales Building Renovation	55,105	1,609	-	1,609	55,105
Original Boiler Replacement Phase II	201,256	5,876	-	5,876	201,256
Feasibility Study	11,693	341	-	341	11,693
Energy Management Improvements	48,411	1,413	-	1,413	48,411
Roof Replacement Phase II	240,493	7,021	-	7,021	240,493
West Gym Bleachers	60,805	1,775	-	1,775	60,805
Roadway and Lot Upgrades	29,818	871	-	871	29,818
Roof Replacement III	112,646	3,289	-	3,289	112,646
Science Building	116,372	3,397	-	3,397	116,372
09 Alms Building Demo & Site Restoration	104,461	3,050	-	3,050	104,461
10 Direct Digital Control	77,956	2,276	-	2,276	77,956
10 Natural Gas Piping Replacement	97,445	2,845	-	2,845	97,446
Total 2010 Issue	1,176,764	34,356	-	34,356	1,176,764

**Community College Debt Liability and Payment Schedule
By Fiscal Year, Issue and Project**

BCC Fiscal Year: September 1 - August 31

	<u>September 1 Begin Liab Prin Bal</u>	<u>Pay Date 1st Int Pay</u>	<u>Pay Date Principal Payment</u>	<u>Pay Date 2nd Int Pay</u>	<u>August 31 End Liab Prin Bal</u>
2014-2015 Continued					
		<u>02/15</u>	<u>02/15</u>	<u>08/15</u>	
2011 Refunding Issue (Matures 2019)					
Student Activities/Athletic Facility	\$ 1,387,406	\$ 18,318	\$ 264,790	\$ 14,923	\$ 1,122,616
Total 2011 Issue	<u>1,387,406</u>	<u>18,318</u>	<u>264,790</u>	<u>14,923</u>	<u>1,122,616</u>
		<u>10/15</u>	<u>04/15</u>	<u>04/15</u>	
2013 Issue (Matures 2017)					
Student Activities/Athletic Facility	\$ 96,095	\$ 1,607	\$ 31,097	\$ 1,607	\$ 64,998
Roof Replacement Phase I	98,781	1,652	31,966	1,652	66,815
Original Boiler Replacement Phase I	62,996	1,054	20,386	1,054	42,610
Total 2013 Issue	<u>257,872</u>	<u>4,313</u>	<u>83,449</u>	<u>4,313</u>	<u>174,423</u>
Total Serial Bonds	<u>\$ 3,943,439</u>	<u>\$ 84,198</u>	<u>\$ 512,934</u>	<u>\$ 80,803</u>	<u>\$ 3,430,505</u>
			<u>05/07</u>	<u>05/07</u>	
05/14 Bond Anticipation Note (Matures 05/15) *					
Science Building	\$ 8,908,777		\$ 445,439	\$ 133,632	\$ 8,463,338
Roof Replacement III	21,815		1,983	327	19,832
Direct Digital Control	16,250		16,250	244	-
Hazardous Materials	261,037		37,291	3,916	223,746
Wales Building Upgrades	2,170,796		-	32,562	2,170,796
Electrical Infrastructure	112,333		14,042	1,685	98,291
HVAC Upgrades/Replacement	313,467		39,183	4,702	274,284
Roofs Replacement IV	98,633		7,587	1,480	91,046
Water & Sewer Renovations/Upgrades	190,978		6,821	2,865	184,157
Sidewalks, Roadways, & Other Parking Lots	225,000		25,000	3,375	200,000
Student Center Improvements	210,000		8,400	3,150	201,600
HVAC & Roof Critical Replacements	250,000		25,000	3,750	225,000
Master Plan Update	150,000		30,000	2,250	120,000
Music Suite Renovations	125,000		5,000	1,875	120,000
Total Bond Anticipation Notes	<u>\$ 13,054,086</u>	<u>\$ -</u>	<u>\$ 661,996</u>	<u>\$ 195,813</u>	<u>\$ 12,392,090</u>
Total Serial Bonds and Bond Anticipation Notes	<u>\$ 16,997,525</u>	<u>\$ 84,198</u>	<u>\$ 1,174,930</u>	<u>\$ 276,616</u>	<u>\$ 15,822,595</u>

*May 2014 BAN amounts represent current short-term borrowing.
There is no estimate made of additional need for borrowing, for these or other projects.

**Statement of Community College
Authorized and Unborrowed Debt**
For Community College projects open as of June 16, 2014

Serial Bonds and Bond Anticipation Notes

	Authorizing Resolution	Total Debt Authorized	Debt Unborrowed
Roof Replacement III	08-744	600,000	66,995
Direct Digital Control	10-35	465,000	133,207
Hazardous Materials	10-592	515,000	17,050
Wales Building Upgrades	10-592	4,600,000	452,635
Electrical Infrastructure	11-549	500,000	354,963
HVAC Upgrades/Replacement	11-549	700,000	272,945
Roofs Replacement IV	11-549	250,000	22,424
Water & Sewer Renovations/Upgrades	11-549	500,000	115,389
Sidewalks, Roadways & Other Parking Lots	12-568	500,000	233,115
Student Center Improvements	13-569	610,000	203,801
HVAC & Roof Critical Replacements	13-570	500,000	250,000
Master Plan Update	13-570	300,000	150,000
Music Suite Renovations	13-569	500,000	375,000
		\$10,540,000	\$2,647,524

Community College Authorized Capital Projects

Open as of June 16, 2014

	<u>CIP Year</u>	<u>Total Appropriations</u>	<u>Available Appropriations as of 06/16/14</u>
Original Boiler Replacement Phase I	2005	415,800	4,251
Original Boiler Replacement Phase II	2007	540,000	1,869
Feasibility Study	2007	50,000	49,949
Energy Management Improvements	2008	207,000	160,138
Roadway and Lot Upgrades	2009	85,000	1,299
Roof Replacement III	2009	600,000	11,340
Science Building	2009	21,942,696	2,004,976
Direct Digital Control	2010	465,000	266,414
Hazardous Materials	2011	515,000	174,472
Wales Building Upgrades	2011	4,700,000	648,948
Electrical Infrastructure	2012	500,000	412,126
HVAC Upgrades/Replacement	2012	700,000	545,890
Roofs Replacement IV	2012	250,000	25,449
Water & Sewer Renovations/Upgrades	2012	500,000	78,024
BCC Flood Recovery & Improvements	2012	1,500,000	2,187
Sidewalk, Roadways & Parks	2013	500,000	466,230
Student Center Improvements	2013	610,000	426,336
Music Suite Renovations	2013	500,000	423,250
HVAC & Roof Critical Replacements	2014	500,000	500,000
Master Plan Update	2014	300,000	300,000
Total		<u>\$ 35,380,496</u>	<u>\$ 6,503,148</u>

THIS PAGE IS
INTENTIONALLY LEFT BLANK

SUPPLEMENTARY INFORMATION

<u>DEPARTMENT/DIVISION</u>	<u>PAGE</u>	<u>DEPARTMENT/DIVISION</u>	<u>PAGE</u>
Personnel Changes	504	County Fees	
Personnel Summary	506	Arena	525
Financial Summaries	509	Forum	526
Historical Tax Levy/Rate	518	Parks	527
Property Tax Levy By Municipality	520	En-Joie Golf	528
Property Tax Exemption Summary	522	Tax Collection	529
		County Clerk	530
		Motor Vehicles	532
		Health Department	533
		Landfill Tip Fee	535
		Mental Health	536
		Office For Aging	537
		Planning (Mapping & Data)	538
		Sheriff	541
		Weights & Measures	542
		Miscellaneous	543
		Greater Binghamton Airport	
		Willow Point Nursing Home	
		Dog Shelter	
		Taxicab Fees	
		Civil Service Exam	
		Legislature	
		Real Property	
		911 Emergency Services	
		Public Transportation	
		Public Defender	
		Library	

PERSONNEL CHANGES

2015 ADOPTED PERSONNEL CHANGES

#	Department	Dept Code	Account #	Title	Grade/ Union	Action	Savings
1	Aviation	28010005	6001001	1 Keyboard Specialist Part Time	8 CSEA	Abolish	15,388
2	Central Food	02010001	6001001	1 Food Service Helper Part time	5 CSEA	Abolish	16,406
3	Coroners	03000001	6001001	2 Coroner	NA	Increase salary	(23,235)
4	Coroners	03000001	6001001	2 Deputy Coroners	NA	Increase salary	(14,796)
5	County Clerk	04020001	6001001	1 Motor Vehicle Clerk Part Time	8 CSEA	Abolish	15,381
6	County Executive	05000001	6001000	1 Deputy County Executive	K Admin	Unfund	76,652
7	Elections	07000001	6001001	2 Marketing Coordinator	22 Admin	Create	-
8	Emergency Services	20010003	6001000	2 Emergency Services Dispatcher II	14 CSEA	Unfund	103,958
9	Information Technology	10200001	6001000	1 Systems Programmer II (40)	26 BAPA	Retitle to Systems Administrator BAPA Grade 26)	-
10	Information Technology	10200001	6001000	1 Computer User Services Coordinator (40)	23 BAPA	Retitle to Project Coordinator (BAPA Grade 23)	-
11	Library	40000008	6001000	2 Library Clerk	6 CSEA	Abolish	-
12	Library	40000008	6001001	1 Custodial Worker Part time	6 CSEA	Abolish	-
13	Library	40000008	6001001	1 Deputy County Historian	NA	Unfund	3,403
14	Mental Health	26000004	6001000	1 Health Information Administrator	14 BAPA	Abolish	78,983
15	Mental Health	26000004	6001000	1 Management Associate	18 BAPA	Fund half year	45,758
16	Mental Health	26000004	6001000	5 Clinical Social Worker	21 CSEA	Abolish	-
17	Mental Health	26000004	6001000	1 Keyboard Specialist	8 CSEA	Abolish	48,425
18	Mental Health	26000004	6001000	2 Clerks	6 CSEA	Abolish	102,731
19	Mental Health	26000004	6001000	1 Receptionist Typist	6 CSEA	Abolish	36,537
20	Mental Health	26000004	6001001	6 Staff Psychiatrist Part Time	NA	Abolish	29,974
21	Mental Health	26000004	6001001	3 Nurse Practitioner Part Time	27 CSEA	Abolish	-
22	Mental Health	26000004	6001001	1 Keyboard Specialist Part Time	8 CSEA	Abolish	20,028
23	Mental Health	26000004	6001001	1 Clerk Part Time	6 CSEA	Abolish	18,710
24	Office of Energy Development	46010007	6001000	1 Administrative Assistant to the County Executive	12 Admin	Abolish	39,225
25	Parks	43020008	6001000	1 Naturalist	14 CSEA	Abolish	28,735
26	Parks	43020008	6001000	1 Director of Nature Interpretation	15 BAPA	Title change to Recreation & Youth Services Coordinator BAPA 15	-
27	Probation	21010003	6001000	1 Keyboard Specialist	8 CSEA	Abolish	39,254
28	Probation	21020003	6001000	3 Probation Officer/Trainee	17/16 CSEA	Abolish	177,097
29	Public Health	25050004	6001000	1 Senior Public Health Engineer	28 BAPA	Downgrade to 24 BAPA	33,912
30	Public Health	25020004	6001001	1 Clinical Laboratory Director Part Time	NA	Abolish	3,086
31	Public Health	25050004	6001000	1 Director of Environmental Health Services	C Admin	Upgrade to D Admin	-
32	Public Health	25060004	6001000	1 Keyboard Specialist	8 CSEA	Abolish full-time and create part time	38,687
33	Public Health	25020004	6001000	1 Senior Registered Professional Nurse	14 CSEA	Unfund	40,307
34	Public Health	25020004	6001000	1 Senior Account Clerk Typist	9 CSEA	Unfund	31,408
35	Public Works/B&G	15020101	6001001	2 Custodial Workers Part Time	AFSCME	Abolish	-
36	Public Works/Highway	29010205	6001000	1 Public Works Office Assistant	AFSCME	Downgrade to Highway Clerk	15,682
37	Public Works/Security	22000203	6001000	1 Security Officer II	12 CSEA	Abolish effective 7/1/15	43,316
38	Real Property Tax Services	17000001	6001000	1 Real Property Appraiser(40)	18 CSEA	Downgrade to Senior Clerk after six months	25,375
39	Risk Management	18020001	6001000	1 Principal Account Clerk	14 Admin	Upgrade to Health Insurance Analyst 18 Admin	(3,635)
40	Social Services	35010006	6001000	1 Accounting Supervisor A to Fiscal Services Administrator	21 BAPA	Upgrade to Fiscal Services Administrator 24 Admin	(5,312)
41	Social Services	35010006	6001000	1 Deputy Commissioner of Social Services/Admin Services	G Admin	Unfund	27,988
42	Social Services	35030006	6001000	3 Social Services Examiner	11 CSEA	Create	(65,811)
43	Social Services	35050006	6001000	1 Mental Health Program Coordinator	23 BAPA	Create	(23,418)
44	Social Services	35050006	6001000	1 Clinical Social Worker	21 CSEA	Create	(20,511)
45	Social Services	35050006	6001000	1 Case Supervisor Grade B	20 CSEA	Create	(17,966)
46	Social Services	35050006	6001000	3 Intensive Case Manager	18 CSEA	Create	(48,843)
47	Social Services	35050006	6001000	3 Caseworker/Trainee	16/14 CSEA	Create	(37,656)
48	Social Services	35050006	6001000	1 Keyboard Specialist	8 CSEA	Create	(9,013)
49	Social Services	35050006	6001001	1 Intensive Case Manager Part Time	18 CSEA	Create	(6,107)
50	Transit	31010105	6001000	1 Stores Clerk	ATU	Abolish	-
51	Transit	31010105	6001000	1 Clerk	6 CSEA	Unfund	38,303
52	Transit	31010105	6001000	1 Senior Dispatcher	12 CSEA	Abolish	47,990
53	Transit	31010105	6001000	1 Senior Transit Mechanic	ATU	Unfund	83,485
54	Willow Point Nursing Home	27010104	6001000	1 Nursing Home Compliance Officer	20 BAPA	Abolish	-
55	Willow Point Nursing Home	27030404	6001001	1 Account Clerk Part Time	7 CSEA	Create	(20,221)
56	Willow Point Nursing Home	27070104	6001000	1 Assistant Director of Activities	9 CSEA	Downgrade to Leisure Time Activities Leader 7 CSEA	(4,321)
57	Willow Point Nursing Home	27060304	6001000	1 Senior RPN	16 CSEA	Transfer to Administration	-
58	Willow Point Nursing Home	27060304	6001000	4 Certified Nursing Assistant/Nursing Assistant Trainee	6 CSEA	Unfund	162,284
59	Willow Point Nursing Home	27060304	6001001	4 Certified Nursing Assistant/Nursing Assistant Trainee Part time	6 CSEA	Unfund	86,792
60	Willow Point Nursing Home	27060304	6001000	1 Clinical Care Coordinator II / I*	18/17 BAPA	Fund for 2 months	57,434

PERSONNEL SUMMARY

Summary of Authorized Positions by Department
Full-time and Part-time

Department	2013 Actuals		Current Through 7/7/2014		2015 Requested		2015 Recommended		2015 Adopted	
	Full-time	Part-time	Full-time	Part-time	Full-time	Part-time	Full-time	Part-time	Full-time	Part-time
General Fund										
Legislature	4	15	4	15	4	15	4	15	4	15
County Executive	7	-	7	-	7	-	7	-	7	-
County Clerk	26	7	26	7	26	6	26	6	26	6
District Attorney	29	-	30	-	29	-	29	-	30	-
Audit and Control	9	1	9	1	9	1	9	1	9	1
Coroners	-	4	-	4	-	4	-	4	-	4
Elections	6	2	6	4	8	4	6	6	6	6
Office of Management and Budget	14	-	14	-	14	-	14	-	14	-
Information Technology	32	2	32	2	32	2	32	2	32	2
Law(County Attorney)	22	-	21	-	21	-	21	-	21	-
Personnel	11	1	11	1	11	1	11	1	11	1
Public Defender	21	-	21	-	27	-	21	-	21	-
Public Works(including Security)	97	2	97	2	96	-	97	-	97	-
Purchasing	3	-	3	-	3	-	3	-	3	-
Real Property Tax Services	10	-	10	-	11	-	11	-	11	-
Sheriff	233	2	232	2	232	2	232	2	232	2
Emergency Services	49	1	49	1	49	1	49	1	49	1
Probation	50	-	47	-	43	-	43	-	43	-
STOP DWI	2	-	2	-	2	-	2	-	2	-
Health	49	18	50	18	49	18	49	18	49	18
Mental Health	27	15	16	14	6	3	6	3	6	3
Office for the Aging	5	2	5	2	5	2	5	2	5	2
Social Services	260	2	263	2	276	3	276	3	276	3
Veterans; Services	2	-	2	-	2	-	2	-	2	-
Planning and Economic Development	7	-	7	-	7	-	7	-	7	-
Parks, Recreation and Youth Services	20	-	20	-	19	-	19	-	19	-
Office of Energy Development	1	1	2	-	1	-	1	-	1	-
General Fund Total	996	75	986	75	989	62	982	64	983	64

Summary of Authorized Positions by Department
Full-time and Part-time

Department	2013 Actuals		Current Through 7/7/2014		2015 Requested		2015 Recommended		2015 Adopted	
	Full-time	Part-time	Full-time	Part-time	Full-time	Part-time	Full-time	Part-time	Full-time	Part-time
Enterprise Fund Type										
Aviation	22	3	21	3	21	2	21	2	21	2
Public Transportation(Transit)	71	25	70	25	68	25	68	25	68	25
Solid Waste Management	22	-	21	-	21	-	21	-	21	-
Willow Point Nursing Home	301	103	300	101	299	102	299	102	299	102
Enterprise Fund Type Total	416	131	412	129	409	129	409	129	409	129
Internal Service Fund Type										
Central Food and Nutrition Services	22	20	22	20	22	19	22	19	22	19
Fleet Management	4	-	4	-	4	-	4	-	4	-
Risk & Insurance	6	-	6	-	6	-	6	-	6	-
Internal Services Fund Type Total	32	20	32	20	32	19	32	19	32	19
Special Revenue Fund Type										
Library	21	11	17	11	15	10	15	10	15	10
County Highway	74	-	72	-	72	-	72	-	72	-
Floyd L. Maines Veterans' Memorial Arena	5	4	5	2	5	2	5	2	5	2
Enjoie Golf Course	2	-	2	-	2	-	2	-	2	-
Special Revenue Fund Type Total	102	15	96	13	94	12	94	12	94	12
Total Head Count - Full-time Part-time by Year	1,546	241	1,526	237	1,524	222	1,517	224	1,518	224
Total Head Count by Year	1,787		1,763		1,746		1,741		1,742	

FINANCIAL SUMMARIES

Type : EXPENSE

Appropriation by Character

Budget Yr: 2015

<u>Character</u>	<u>Character Title</u>	<u>2013</u> <u>Actuals</u>	<u>2014</u> <u>Budget</u>	<u>2014</u> <u>Actuals as of</u> <u>10/13/2014</u>	<u>2015</u> <u>Budget</u> <u>Requested</u>	<u>2015</u> <u>Budget</u> <u>Recommended</u>	<u>2015</u> <u>Budget</u> <u>Adopted</u>
0000010	Personal Service	80,157,232	80,260,804	57,037,990	78,845,611	78,541,194	78,670,218
0000020	Equipment and Capital Outlay	111,737	1,085,408	620,612	746,509	746,509	746,509
0000040	Contractual Expenditures	293,310,207	210,311,774	149,460,044	200,585,812	200,776,363	200,567,754
0000041	Chargeback Expenses	16,005,067	16,481,693	7,246,260	14,290,931	14,356,320	14,356,320
0000042	Depreciation	9,606,741	0	0	0	0	0
0000060	Principal on Indebtedness	8,152,434	10,950,978	8,004,248	13,692,732	13,692,732	13,692,732
0000070	Interest on Indebtedness	4,013,437	3,809,329	2,362,479	3,727,127	3,727,127	3,727,127
0000080	Employee Benefits	50,275,552	54,167,049	37,016,743	51,826,945	51,651,576	51,692,713
0000090	Transfers	21,424,839	14,573,211	14,478,478	15,614,715	15,614,715	15,614,715
		483,057,246	391,640,246	276,226,854	379,330,382	379,106,536	379,068,088

Broome County Government

Revenue by Character

Budget Yr: 2015

Character	Character Title	2013	2014	2014	2015	2015	2015
		<u>Actuals</u>	<u>Budget</u>	<u>Actuals as of</u>	<u>Budget</u>	<u>Budget</u>	<u>Budget</u>
				10/13/2014	Requested	Recommended	Adopted
0000001	Tax Items	200,313,229	159,624,789	126,215,730	155,436,654	155,436,654	155,436,654
0000002	Departmental Income	104,820,407	111,746,243	75,241,317	107,605,410	107,731,283	107,692,835
0000003	Use of Money	968,511	675,550	303,944	717,898	717,898	717,898
0000004	Licenses and Permits	121,298	125,855	96,737	120,700	120,700	120,700
0000005	Fines and Forfeitures	463,346	369,500	245,457	355,500	355,500	355,500
0000006	Sale of Prop and Comp for Loss	351,594	291,878	79,046	205,645	205,645	205,645
0000007	Misc Interfund Revenues	24,621,169	22,433,126	24,439,012	24,262,736	24,262,736	24,262,736
0000008	State Aid	30,170,186	33,188,123	17,800,467	30,357,938	30,366,171	30,366,171
0000009	Federal Aid	110,585,195	53,063,996	30,084,496	51,529,310	51,548,799	51,548,799
		472,414,935	381,519,060	274,506,206	370,591,791	370,745,386	370,706,938

Report ID: BCBP064
Budget Yr: 2015

Broome County Government
APPROPRIATION SUMMARY BY DEPARTMENT

DEPARTMENT	DEPARTMENT TITLE	2013 ACTUALS	2014 BUDGET	2014 YTD ACTUALS AS OF 10/13/2014	2015 BUDGET REQUESTED	2015 BUDGET RECOMMENDED	2015 BUDGET ADOPTED
01	Audit and Control	3,737,632	3,242,590	2,518,767	3,041,767	3,274,767	3,274,767
02	Central Foods	4,359,522	4,810,254	3,023,706	4,316,141	4,316,141	4,316,141
03	Coroners	360,351	380,159	320,922	429,176	429,176	429,176
04	County Clerk	2,117,083	2,401,345	1,693,378	2,232,169	2,232,169	2,232,169
05	County Executive	734,189	768,881	517,743	692,175	692,175	692,175
06	District Attorney	2,857,841	3,105,560	2,270,227	3,037,272	3,037,272	3,075,720
07	Elections	917,669	1,310,356	819,513	1,292,480	1,239,092	1,239,092
09	Fleet Management	1,108,713	1,338,895	674,097	1,419,101	1,419,101	1,380,653
10	Information Technology	5,332,934	5,936,774	4,523,818	5,505,432	5,505,432	5,505,432
11	Law	2,112,588	2,235,579	1,541,808	2,186,250	2,186,250	2,186,250
12	Legislative	667,696	716,851	514,283	705,473	705,473	705,473
13	Personnel	794,108	848,791	593,313	835,597	835,597	835,597
14	Public Defender	2,001,604	1,953,259	1,368,748	2,497,681	1,928,497	1,928,497
15	Public Works	7,080,041	7,857,063	5,323,950	7,485,314	7,485,314	7,485,314
16	Purchasing	297,065	318,918	220,180	303,748	303,748	303,748
17	Real Property Tax Services	1,037,498	1,057,015	736,304	1,046,760	1,046,760	1,046,760
18	Risk and Insurance	51,017,580	56,072,753	37,094,702	55,449,290	55,449,290	55,449,290
20	Emergency Services	4,602,115	5,172,996	3,846,866	4,686,481	4,686,481	4,686,481
21	Probation	4,012,355	4,418,326	2,905,993	4,083,509	4,083,509	4,083,509
22	Security	3,409,722	3,890,447	2,587,401	3,571,714	3,666,800	3,666,800
23	Sheriff	32,417,035	34,772,956	23,726,765	33,979,687	33,979,687	33,979,687
24	STOP DWI	489,475	422,810	262,147	361,000	361,000	361,000
25	Health	15,702,445	14,710,698	8,383,266	13,728,335	13,751,207	13,751,207
26	Mental Health	3,288,540	3,388,051	1,893,308	1,728,055	1,728,055	1,728,055
27	Willow Point	28,385,694	30,395,066	18,291,832	29,385,948	29,385,948	29,385,948
28	Aviation	7,533,260	4,217,781	2,496,142	4,177,563	4,177,563	4,177,563
29	Highway	16,280,092	10,277,027	8,249,371	9,805,439	9,805,439	9,805,439
30	Road Machinery	2,595,308	2,567,118	2,065,540	2,663,271	2,663,271	2,663,271
31	Public Transportation	13,892,553	12,612,918	8,123,686	12,689,001	12,689,001	12,689,001
33	Employment & Training	151,606	0	0	0	0	0
34	Office for Aging	1,723,989	2,078,221	1,795,875	1,822,601	1,822,601	1,822,601
35	Social Services	174,203,043	124,931,288	90,447,646	118,239,795	118,280,488	118,148,775
36	Veterans Services	431,142	523,022	273,955	518,413	518,413	518,413
37	Planning and Econ Development	754,033	819,612	583,549	816,810	816,810	816,810
38	Solid Waste Management	9,032,839	10,071,039	3,763,456	9,921,006	9,921,006	9,921,006
39	Arena	2,505,372	1,602,664	1,161,560	1,679,036	1,679,036	1,679,036
40	County Library	2,078,765	2,153,870	1,348,223	1,987,675	1,996,263	1,996,263
41	En Joie Golf Course	940,973	944,519	748,030	952,028	952,028	952,028
42	Forum	141,756	174,908	98,009	163,010	163,010	163,010
43	Parks and Recreation	2,512,551	2,707,282	1,836,305	2,561,377	2,561,377	2,561,377
45	Office of Management & Budget	44,721,435	1,196,248	841,119	1,186,945	1,186,945	1,186,945
46	Office of Energy Development	152,023	234,298	137,476	108,658	108,658	108,658
90	Special Objects	9,153,304	5,696,735	8,557,935	5,439,393	5,437,880	5,531,145
91	Debt Service (General Fund)	3,739,297	5,066,785	5,807,422	7,237,685	7,237,685	7,237,685
92	Interfund Transfers	11,672,410	12,238,518	12,238,518	13,360,121	13,360,121	13,360,121
		483,057,246	391,640,246	276,226,854	379,330,382	379,106,536	379,068,088

Report ID: BCBP164
 Budget Yr: 2015

Broome County Government
 REVENUE SUMMARY BY DEPARTMENT

DEPARTMENT	DEPARTMENT TITLE	2013 ACTUALS	2014 BUDGET	2014 YTD ACTUALS AS OF 10/13/2014	2015 BUDGET REQUESTED	2015 BUDGET RECOMMENDED	2015 BUDGET ADOPTED
01	Audit and Control	404,464	305,000	261,449	180,000	180,000	180,000
02	Central Foods	4,552,543	4,943,530	2,750,138	4,542,339	4,542,339	4,542,339
04	County Clerk	4,272,714	4,364,342	2,691,017	3,762,062	3,762,062	3,762,062
05	County Executive	3,081,324	1,969,159	0	1,889,861	1,889,861	1,889,861
06	District Attorney	344,628	366,555	215,198	279,939	279,939	279,939
07	Elections	395,205	511,469	513,852	374,731	428,115	428,115
09	Fleet Management	1,153,374	1,332,844	1,029,156	1,323,198	1,323,198	1,284,750
10	Information Technology	2,127,924	2,320,934	1,217,871	2,574,959	2,574,959	2,574,959
11	Law	1,164,549	1,431,656	566,366	1,381,523	1,381,523	1,381,523
12	Legislative	1,528	1,800	1,080	1,800	1,800	1,800
13	Personnel	73,680	77,058	7,440	110,892	110,892	110,892
14	Public Defender	24,768	22,200	14,820	22,200	22,200	22,200
15	Public Works	1,033,154	1,319,997	1,045,831	1,359,181	1,359,181	1,359,181
16	Purchasing	4,443	1,500	1,600	1,500	1,500	1,500
17	Real Property Tax Services	1,718,014	1,500,000	1,348,058	1,554,376	1,554,376	1,554,376
18	Risk and Insurance	48,646,215	53,498,138	36,817,639	52,262,765	52,262,765	52,262,765
20	Emergency Services	982,540	979,273	739,474	990,892	990,892	990,892
21	Probation	1,377,430	1,526,199	264,179	511,284	511,284	511,284
22	Security	2,640,046	2,861,206	1,668,816	2,659,433	2,731,922	2,731,922
23	Sheriff	1,325,964	1,142,152	1,137,096	1,095,252	1,095,252	1,095,252
24	STOP DWI	505,550	393,000	229,581	361,000	361,000	361,000
25	Health	9,154,710	7,413,676	3,100,352	6,800,584	6,808,817	6,808,817
26	Mental Health	2,259,717	1,907,678	774,041	512,958	512,958	512,958
27	Willow Point	25,747,156	30,218,439	23,640,720	29,385,948	29,385,948	29,385,948
28	Aviation	5,934,452	4,211,592	3,001,497	4,177,563	4,177,563	4,177,563
29	Highway	9,186,969	8,776,419	7,714,702	9,705,439	9,705,439	9,705,439
30	Road Machinery	2,204,499	2,266,302	2,274,412	2,663,271	2,663,271	2,663,271
31	Public Transportation	12,028,250	12,579,966	4,811,427	12,689,001	12,689,001	12,689,001
33	Employment & Training	156,390	0	352	0	0	0
34	Office for Aging	1,310,452	1,398,217	663,454	1,128,424	1,128,424	1,128,424
35	Social Services	112,010,602	56,918,806	37,253,242	54,758,136	54,777,625	54,777,625
36	Veterans Services	311,649	523,022	531,446	518,413	518,413	518,413
37	Planning and Econ Development	81,630	20,840	14,277	26,840	26,840	26,840
38	Solid Waste Management	8,357,262	9,640,546	7,026,256	9,641,359	9,641,359	9,641,359
39	Arena	2,466,546	1,597,887	1,263,052	1,679,036	1,679,036	1,679,036
40	County Library	1,758,930	1,999,760	1,918,915	1,996,263	1,996,263	1,996,263
41	En Joie Golf Course	970,791	944,519	780,963	954,946	954,946	954,946
42	Forum	93,071	97,000	67,342	163,010	163,010	163,010
43	Parks and Recreation	410,211	432,050	162,936	461,103	461,103	461,103
44	Youth Bureau	-15,915	0	0	0	0	0
45	Office of Management & Budget	198,507,834	157,738,789	125,446,232	153,271,478	153,271,478	153,271,478
46	Office of Energy Development	100,000	200,000	50,000	108,658	108,658	108,658
90	Special Objects	1,718,609	1,594,600	1,338,360	1,824,742	1,824,742	1,824,742
91	Debt Service (General Fund)	532,680	170,940	67,703	885,432	885,432	885,432
92	Interfund Transfers	1,298,383	0	83,864	0	0	0
		472,414,935	381,519,060	274,506,206	370,591,791	370,745,386	370,706,938

Report : BP042

Broome County Government

Type : EXPENSE

Appropriation by Subfund

Budget Yr: 2015

<u>Subfund</u>	<u>Subfund Title</u>	<u>2013 Actuals</u>	<u>2014 Budget</u>	<u>2014 Actuals as of 10/13/2014</u>	<u>2015 Requested</u>	<u>2015 Recommended</u>	<u>2015 Adopted</u>
1010	General Operating	343,174,969	254,576,342	189,186,509	244,884,883	244,652,449	244,652,449
2010	Aviation Operating	7,533,260	4,217,781	2,496,142	4,177,563	4,177,563	4,177,563
2020	SWM Operating	9,032,839	10,071,039	3,763,456	9,921,006	9,921,006	9,921,006
2040	Transit Operating	13,892,553	12,612,918	8,123,686	12,689,001	12,689,001	12,689,001
2050	WPNH Operating	28,385,694	30,395,066	18,291,832	29,385,948	29,385,948	29,385,948
2060	Central Kitchen Operating	4,359,522	4,810,254	3,023,706	4,316,141	4,316,141	4,316,141
2070	Fleet Operating	1,108,713	1,338,895	674,097	1,419,101	1,419,101	1,380,653
2080	Health Insurance Operating	43,653,467	50,229,732	34,131,236	49,590,607	49,590,607	49,590,607
2090	Self Insurance Operating	1,249,692	2,116,938	698,121	2,121,261	2,121,261	2,121,261
2100	Workers Comp Operating	5,834,625	3,726,083	2,265,345	3,737,422	3,737,422	3,737,422
2110	Unemployment Insurance Oper.	279,796	0	0	0	0	0
3110	Arena Operating	2,505,372	1,602,664	1,161,560	1,679,036	1,679,036	1,679,036
3120	County Road Operating	16,280,092	10,277,027	8,249,371	9,805,439	9,805,439	9,805,439
3130	Employment & Training Operatir	151,606	0	0	0	0	0
3140	EnJoie Operating	940,973	944,519	748,030	952,028	952,028	952,028
3150	Library Operating	2,078,765	2,153,870	1,348,223	1,987,675	1,996,263	1,996,263
3160	Road Machinery Operating	2,595,308	2,567,118	2,065,540	2,663,271	2,663,271	2,663,271
		<u>483,057,246</u>	<u>391,640,246</u>	<u>276,226,854</u>	<u>379,330,382</u>	<u>379,106,536</u>	<u>379,068,088</u>

Report : BP142

Broome County Government

Type : REVENUE

Revenue by Subfund

Budget Yr: 2015

Subfund	Subfund Title	2013 Actuals	2014 Budget	2014 Actuals as of 10/13/2014	2015 Requested	2015 Recommended	2015 Adopted
1010	General Operating	349,251,558	249,509,118	181,476,977	239,570,663	239,724,258	239,724,258
2010	Aviation Operating	5,934,452	4,211,592	3,001,497	4,177,563	4,177,563	4,177,563
2020	SWM Operating	8,357,262	9,640,546	7,026,256	9,641,359	9,641,359	9,641,359
2040	Transit Operating	12,028,250	12,579,966	4,811,427	12,689,001	12,689,001	12,689,001
2050	WPNH Operating	25,747,156	30,218,439	23,640,720	29,385,948	29,385,948	29,385,948
2060	Central Kitchen Operating	4,552,543	4,943,530	2,750,138	4,542,339	4,542,339	4,542,339
2070	Fleet Operating	1,153,374	1,332,844	1,029,156	1,323,198	1,323,198	1,284,750
2080	Health Insurance Operating	43,076,306	47,655,117	33,544,949	46,404,082	46,404,082	46,404,082
2090	Self Insurance Operating	1,854,655	2,116,938	943,510	2,121,261	2,121,261	2,121,261
2100	Workers Comp Operating	3,435,219	3,726,083	2,329,180	3,737,422	3,737,422	3,737,422
2110	Unemployment Insurance Oper.	280,035	0	0	0	0	0
3110	Arena Operating	2,466,546	1,597,887	1,263,052	1,679,036	1,679,036	1,679,036
3120	County Road Operating	9,186,969	8,776,419	7,714,702	9,705,439	9,705,439	9,705,439
3130	Employment & Training Operatir	156,390	0	352	0	0	0
3140	EnJoie Operating	970,791	944,519	780,963	954,946	954,946	954,946
3150	Library Operating	1,758,930	1,999,760	1,918,915	1,996,263	1,996,263	1,996,263
3160	Road Machinery Operating	2,204,499	2,266,302	2,274,412	2,663,271	2,663,271	2,663,271
		<u>472,414,935</u>	<u>381,519,060</u>	<u>274,506,206</u>	<u>370,591,791</u>	<u>370,745,386</u>	<u>370,706,938</u>

Report ID: BCBP070
Budget Yr: 2015

Broome County Government
APPROPRIATION SUMMARY BY FUNCTION

FUNCTION	FUNCTION TITLE	2013 ACTUALS	2014 BUDGET	2014 YTD ACTUALS AS OF 10/13/2014	2015 BUDGET REQUESTED	2015 BUDGET RECOMMENDED	2015 BUDGET ADOPTED
00000001	General Government Function	131,073,794	95,464,526	64,473,779	93,624,871	93,235,299	93,235,299
00000002	Education Function	15,967,962	16,788,360	12,460,879	16,295,082	16,295,082	16,295,082
00000003	Public Safety Function	44,938,262	48,687,535	33,335,232	46,692,391	46,787,477	46,787,477
00000004	Health Function	39,061,248	39,484,231	23,585,339	36,351,032	36,373,904	36,373,904
00000005	Transportation Function	40,301,213	29,674,844	20,934,739	29,335,274	29,335,274	29,335,274
00000006	Economic Assistance and Opp	177,362,750	128,601,230	93,145,738	121,742,700	121,783,393	121,651,680
00000007	Home and Community Svcs	10,009,865	11,124,949	4,484,481	10,846,474	10,846,474	10,846,474
00000008	Culture and Community Services	8,736,782	8,048,906	5,615,665	7,810,302	7,817,377	7,817,377
00000099	Unallocated Function	15,605,370	13,765,665	18,191,002	16,632,256	16,632,256	16,725,521
		483,057,246	391,640,246	276,226,854	379,330,382	379,106,536	379,068,088

Report ID: BCBP170
 Budget Yr: 2015

Broome County Government
 REVENUE SUMMARY BY FUNCTION

FUNCTION	FUNCTION TITLE	2013 ACTUALS	2014 BUDGET	2014 YTD ACTUALS AS OF 10/13/2014	2015 BUDGET REQUESTED	2015 BUDGET RECOMMENDED	2015 BUDGET ADOPTED
00000001	General Government Function	267,465,048	231,663,571	173,886,022	224,851,404	224,904,788	224,866,340
00000002	Education Function	4,546,164	4,969,570	1,707,001	4,707,204	4,707,204	4,707,204
00000003	Public Safety Function	6,831,530	6,901,830	4,039,146	5,617,861	5,690,350	5,690,350
00000004	Health Function	32,615,419	34,570,223	25,808,112	31,992,286	32,000,519	32,000,519
00000005	Transportation Function	29,354,170	27,834,279	17,802,038	29,235,274	29,235,274	29,235,274
00000006	Economic Assistance and Opp	114,867,028	59,843,645	39,294,783	57,546,658	57,566,147	57,566,147
00000007	Home and Community Svcs	8,538,892	9,861,386	7,090,533	9,776,857	9,776,857	9,776,857
00000008	Culture and Community Services	5,683,634	5,071,216	4,193,208	5,254,358	5,254,358	5,254,358
00000099	Unallocated Function	2,513,050	803,340	685,363	1,609,889	1,609,889	1,609,889
		472,414,935	381,519,060	274,506,206	370,591,791	370,745,386	370,706,938

HISTORICAL TAX LEVY

HISTORICAL TAX LEVY / RATES

YEAR	COUNTY TAX LEVY	COUNTY TAXABLE ASSESSED VALUE	FULL VALUE	TAX RATE PER 1000	FULL VALUE TAX RATE
1983	14,383,543	496,064,929	2,977,959,026	28.995283	4.83000
1984	15,750,734	500,500,135	2,999,108,269	31.469990	5.25181
1985	16,741,000	507,362,527	3,111,190,865	32.996130	5.38090
1986	19,422,860	512,121,910	3,318,704,840	37.926243	5.85254
1987	22,103,593	525,258,814	3,523,940,038	42.081337	6.27241
1988	28,879,709	539,735,218	3,893,090,676	53.507177	7.41820
1989	30,317,677	554,862,377	4,209,937,950	54.639994	7.20145
1990	43,712,596	563,482,065	4,889,787,284	77.575843	8.93957
1991	43,755,573	566,072,704	5,521,813,003	77.300000	7.92413
1992	40,791,901	560,602,191	5,834,987,050	72.760000	6.99092
1993	40,791,901	561,953,086	7,174,960,391	72.589513	5.68531
1994	39,650,691	3,822,490,093	7,153,261,011	10.373000	5.54302
1995	43,576,188	3,778,396,235	6,728,670,219	11.532985	6.47620
1996	42,602,336	3,755,912,650	6,673,999,187	11.342739	6.38333
1997	41,140,835	3,693,525,069	6,625,071,798	11.138637	6.20987
1998	38,865,664	3,620,216,875	6,518,537,857	10.735728	5.96233
1999	37,745,365	3,604,640,914	5,739,871,863	10.582773	6.57599
2000	37,182,608	3,517,335,943	5,744,826,235	10.571242	6.47236
2001	36,777,199	3,519,624,466	5,928,970,906	10.449183	6.20296
2002	36,709,717	3,549,699,395	6,120,595,205	10.341641	5.99774
2003	46,764,650	3,578,389,676	6,623,303,776	13.068630	7.06062
2004	51,282,493	3,590,168,635	6,589,906,744	14.284146	7.78198
2005	51,263,059	3,619,869,899	6,881,481,919	14.161575	7.44942
2006	53,277,881	3,601,928,784	6,998,440,377	14.791487	7.61282
2007	55,301,343	3,623,898,760	7,388,569,323	15.260179	7.48472
2008	58,326,387	3,642,795,622	8,363,852,580	16.011435	6.81912
2009	60,340,186	3,676,914,823	9,256,213,918	16.410548	6.51888
2010	64,331,918	5,474,666,923	9,997,585,274	11.750837	6.43475
2011	67,918,995	5,485,197,941	10,001,025,665	12.382232	6.79120
2012	67,906,109	5,511,599,459	9,732,723,098	12.320581	6.97709
2013	67,906,109	5,549,707,486	9,374,314,876	12.235980	7.24385
2014	69,110,223	5,641,855,640	9,526,116,510	12.249555	7.25482
2015	70,833,114	5,639,939,495	9,527,423,490	12.559197	7.43466

PROPERTY TAX LEVY BY MUNICIPALITY

2015 ADOPTED TAX LEVY BY MUNICIPALITY

MUNICIPALITY	2014 Equal RATE	COUNTY TAXABLE ADJUSTED DISTRIBUTED	2015 FULL VALUE	FULL VALUE AS PERCENT	COUNTY LEVY	COUNTY TAXABLE	2015 TAX RATE PER \$1000
CITY OF BINGHAMTON	83.00	1,218,807,290	\$1,468,442,518	15.412798%	\$10,917,365	1,218,748,240	\$8.957851
TOWN OF BARKER	100.00	139,025,760	\$139,025,760	1.459217%	\$1,033,609	139,016,710	\$7.435142
TOWN OF BINGHAMTON	71.00	220,012,826	\$309,877,220	3.252477%	\$2,303,830	220,008,426	\$10.471553
TOWN OF CHENANGO	70.00	483,460,763	\$690,658,233	7.249161%	\$5,134,806	483,431,813	\$10.621572
TOWN OF COLESVILLE	7.95	19,265,769	\$242,336,717	2.543570%	\$1,801,690	19,235,119	\$93.666694
TOWN OF CONKLIN	68.00	170,824,736	\$251,212,847	2.636734%	\$1,867,681	170,818,836	\$10.933695
TOWN OF DICKINSON	71.50	152,388,510	\$213,130,783	2.237024%	\$1,584,554	152,373,760	\$10.399126
TOWN OF FENTON	69.00	194,771,939	\$282,278,172	2.962797%	\$2,098,641	194,764,439	\$10.775278
TOWN OF KIRKWOOD	79.00	272,981,794	\$345,546,575	3.626863%	\$2,569,020	272,975,964	\$9.411158
TOWN OF LISLE	100.00	104,975,756	\$104,975,756	1.101827%	\$780,459	104,975,756	\$7.434659
TOWN OF MAINE	64.00	160,217,848	\$250,340,388	2.627577%	\$1,861,195	160,196,698	\$11.618186
TOWN OF NANTICOKE	56.00	40,448,181	\$72,228,895	0.758116%	\$536,997	40,445,181	\$13.277157
TOWN OF SANFORD	57.00	161,583,471	\$283,479,774	2.975409%	\$2,107,575	161,563,497	\$13.044871
TOWN OF TRIANGLE	100.00	136,364,724	\$136,364,724	1.431287%	\$1,013,825	136,364,724	\$7.434657
TOWN OF UNION	4.60	118,314,495	\$2,572,054,239	26.996325%	\$19,122,338	117,388,165	\$162.898347
TOWN OF VESTAL	100.00	1,808,485,367	\$1,808,485,367	18.981893%	\$13,445,466	1,808,465,867	\$7.434736
TOWN OF WINDSOR	67.00	239,180,300	\$356,985,522	3.746926%	\$2,654,064	239,166,300	\$11.097149
2015 TOTALS	59.21%	\$5,641,109,529	\$9,527,423,490	100.000000%	\$70,833,115	\$5,639,939,495	\$12.559198

PROPERTY TAX EXEMPTION SUMMARY

Broome County Property Tax Exemption Summary
Equalized Total Assessed Value
2015

Exemption Code	Exemption Name	Total Equalized Value of Exemptions	Payment in Lieu of Taxes	Exemption Code	Exemption Name	Total Equalized Value of Exemptions	Payment in Lieu of Taxes
12100	NYS-GENERALLY	975,721,656		32301	NYS LAND TAXABLE FOR SCHOOL ONLY	721,656	
13100	CO-GENERALLY	158,400,148		41001	VETERANS EXEMPTION INCR/DECR IN	14,843,237	
13230	CO O/S LIMITS-SPECIFIED USES	1,346,566		41101	VETS EX BASED ON ELIGIBLE FUNDS	20,233,828	
13350	CITY-GENERALLY	61,174,301		41112	VET PRO RATA: FUL VALUE ASSMT	54,445	
13440	CITY O/S-LIMITS - SEWER OR WATER	87,199,600		41121	ALT VET EX-WAR PERIOD-NON-COMBAT	47,992,119	
13500	TOWN-GENERALLY	52,596,382		41122	ALT VET EX-WAR PERIOD-NON-COMBAT	679,547	
13510	TOWN-CEMETERY LAND	106,112		41131	ALT VET EX-WAR PERIOD-COMBAT	60,672,317	
13650	VG-GENERALLY	45,225,674		41132	ALT VET EX-WAR PERIOD-COMBAT	1,140,365	
13740	VG O/S LIMITS - SEWER OR WATER	1,082,458		41141	ALT VET EX-WAR PERIOD-DISABILITY	17,062,576	
13800	SCHOOL DISTRICT	475,371,448		41142	ALT VET EX WAR PERIOD-DISABILITY	91,902	
13850	BOCES	18,886,235		41151	COLD WAR VETERANS (10%)	571,479	
13870	SPEC DIST USED FOR PURPOSES ESTAB	21,265,480		41152	COLD WAR VETERANS (10%)	465,070	
13890	PUBLIC AUTHORITY - LOCAL	226,386		41171	COLD WAR VETERANS (DISABLED)	137,685	
14100	USA-GENERALLY	6,064,022		41172	COLD WAR VETERANS (DISABLED)	20,000	
14110	USA-SPECIFIED USES	22,071,087		41300	PARAPALEGIC VETS	1,240,371	
17650	FACILITIES DEVELOPMENT CORP	653,200		41400	CLERGY	578,466	
18020	MUNICIPAL INDUSTRIAL DEV AGENCY	243,153,249	745,000	41700	AGRICULTURAL BUILDING	1,395,435	
18060	URBAN REN: OWNER-MUN U R AGENCY	493,976		41720	AGRICULTURAL DISTRICT	25,956,414	
18080	MUN HSNQ AUTH-FEDERAL/MUN AIDED	21,737,831		41730	AGRIC LAND-INDIV NOT IN AG DIST	2,893,458	
21600	RES OF CLERGY-RELIG CORP OWNER	7,090,537		41800	PERSONS AGE 65 OR OVER	46,774,275	
25110	NONPROF CORP-RELIG(CONST PROT)	364,064,661		41801	PERSONS AGE 65 OR OVER	13,409,571	
25120	NONPROF CORP-EDUCL(CONST PROT)	27,337,541		41802	PERSONS AGE 65 OR OVER	70,212,114	
25130	NONPROF CORP-CHAR(CONST PROT)	19,152,363		41805	PERSONS AGE 65 OR OVER	7,879,433	
25210	NONPROF COPR-HOSPITAL	183,087,198		41822	LIVING QUARTERS FOR PARENTS AND GRAND	155,362	
25220	NONPROF CORP-CEMETERY	217		41930	DISABILITIES AND LIMITED INCOMES	1,592,541	
25230	NONPROF CORP-MORAL/MENTAL IMP	8,855,067		41931	DISABILITIES AND LIMITED INCOMES	763,660	
25300	NONPROF CORP-SPECIFIED USES	210,198,369		41932	DISABILITIES AND LIMITED INCOMES	5,878,049	
25400	FRATERNAL ORGANIZATION	398,529		41935	DISABILITIES AND LIMITED INCOMES	359,709	
25600	NONPROFIT HEALTH MAINTENANCE ORG	4,626,995		42100	SILOS,MANURE STORAGE TANKS	37,313	
26050	AGRICULTURAL SOCIETY	5,364,251		42120	TEMPORARY GREENHOUSES	198,701	
26100	VETERANS ORGANIZATION	6,959,570		44210	HOME IMPROVEMENTS	1,078,979	
26250	HISTORICAL SOCIET	207,587		44211	HOME IMPROVEMENTS	114,384	
26400	INC VOLUNTEER FIRE CO OR DEPT	19,565,346		47460	FOREST LAND CERTD AFTER 8/74	7,514,067	
27200	RAILROAD-WHOLLY EXEMPT	610		47610	BUSINESS INVESTMENT PROPERTY POST 8/5	81,872	
27350	PRIVATELY OWNED CEMETERY LAND	23,982,425		47670	PROPERTY IMPRVMT IN EMPIRE ZONE	33,682,821	
28550	NOT-FOR-PROFIT HOUS CO-SR CITS CTR	2,194,476		47900	FAIR POLLUTION CONTROL FACILITY	26,263,417	
29150	OPERA HOUSE	1,067,117		49500	SOLOR OR WIND ENERGY SYSTEM	216,967	
29300	HOSP CORP FOR BENEFIT OF CITY	72,048,193		50000	SYSTEM CODE	37,697,010	
32252	NYS OWNED REFORESTATION LAND	7,645,239		50002	SYSTEM CODE	200	

Total Exemptions Exclusive of System Exemptions:	3,569,585,707
Total System Exemptions:	37,697,210
Total:	<u>3,607,282,917</u>

Values have been equalized using the uniform percentage of value. The exempt amounts do not take into consideration, payments in lieu of taxes or other payments for municipal services

CONSOLIDATED COUNTY FEES

2015 Floyd L. Maines Veterans' Memorial Arena

RENTAL RATES January - May & October - December

Flat Rate/Day	\$ 3,500 per day
Multi-day rental	Monday - Thursday
Day 1	\$ 2,500
Day 2	\$ 2,000
Day 3 +	\$ 1,500 additional per day
	Friday - Sunday
Day 1	\$ 3,500
Day 2	\$ 3,000
Day 3 +	\$ 2,500
Move-in/ Rehearsal	\$ 2,000 per day
Concourse only	\$ 1,700 per day

June - September

Flat Rate/Day	\$ 3,000 per day
Multi-day rental	Monday - Thursday
Day 1	\$ 2,000
Day 2	\$ 1,500
Day 3 +	\$ 1,000 additional per day
	Friday - Sunday
Day 1	\$ 2,500
Day 2	\$ 2,000
Day 3 +	\$ 1,500
Move-in/ Rehearsal	\$ 1,500 per day
Concourse only	\$ 1,500 per day

Ticketed Events (concert) 1 Day Event

Attendance	
0 - 3,500	\$ 4,000 rent + expenses
3,501 - 4,000	\$ 5,000 rent + expenses
4,001 - 4,500	\$ 6,000 rent + expenses
4,501 +	\$ 7,000 rent + expenses

Box Office Usage

Box Office Usage	\$ 850
Day of show sellers	\$ 100 (per day)
Ticket Master charges	
Box Office	\$ 0.08 (per ticket)
Remotes	\$ 0.15 (per ticket)
Phone	3.25% **
BO Window	4% **
Group Sales	10% (plus expenses)

User Fees

Internet	\$125.00
Exhibitor Elec. Drops	\$35.00/day/drop
Head Usher	\$13.50 per hour, super.
Ushers	\$11.00 per hour
Legal Fee	\$100.00
House Spotlights	\$125.00 each
House Forklift	\$150.00 per day
Tables	\$5.00 each
Pipe & Drape	\$3.00 per linear foot
Pyrotechnics Permit	\$150.00 per show
Phone Lines	\$50.00 per line
Steet Permit	25.00 + Legal no
Ice Time Rental	\$200.00 per hour

VIDEO SYSTEM:

Usage Fee	\$385.00
Director	\$57.00 per hr
Camera Operator	\$57.00 per hr
Graphics Coordinator	\$57.00 per hr
Instant Replay Operator	\$57.00 per hr
Audio	\$57.00 per hr
Producer	\$81.00
Record Fee	\$50.00 (2 copies)
Additional copies	\$10.00 each

Contractual Expenses

Local I.A.T.S.E. #54	Building setups
	Show move-in/move-out
	Show setup
	Performances
Police	\$30 per hour, per officer
Medical/Ambulance	\$150 per hour
T-shirt security	\$20 per hour per officer
Concessions	American Vending, Carlos Avila

** Subject to automatic increases equal to increases in the inter-bank rates

2015 Broome County Forum

Rental Rates

One day show	\$ 1,500.00	
2 day show	\$ 1,300.00	
3 day show	\$ 1,000.00	
More than 3 day show	\$ 1,000.00	(additional per day)
2 shows in a day	\$ 700.00	additional
Rehearsal day	\$ 250.00	(5 hours)
	\$ 75.00	(per hour over)

Any organization renting the Forum Theatre for 10 or more performances will have the fee for second show of day waived

Reduced Weekday (Monday through Thursday)

One day show	\$ 1,500.00	
2 day show	\$ 1,000.00	
3 day show	\$ 700.00	
More than 3 day show	\$ 700.00	(additional per day)

User Fees

Spotlights	\$ 125.00	Each, per show Lycian 1279
Internet	\$125.00	per day
Phone Lines	\$50.00	per line, per day
Tables	\$5.00	per table, per event
Pipe & Drape	\$3.00	per linear foot
Contract/Legal Fee	\$100.00	

Box Office Fees

Box Office Usage	\$ 300.00	(per run max)
Day of show sellers	\$ 75.00	(per seller)
Ticket Master Charges		
Box Office	\$ 0.08	(per ticket)
Remotes	\$ 0.15	(per ticket)
Phone	3.25%	**
Box Office Window	4%	**

Contractual Expenses

Local I.A.T.S.E. #54		Building setups show move-in/move out show setup performances
Police	\$ 30.00	per hour
T-Shirt Security	\$ 20.00	(per hour)
Concessions		Food Consultants Inc. American Food & Vending Carlos Avila
Event Staff	\$ 11.00	(per hour)
Event Staff Supervisor	\$ 13.50	(per hour)

Non-Profit Rates

First show of day	\$ 1,000.00
Second show of day	\$ 500.00

All other fees apply

** Subject to automatic increases equal to increases in the inter-bank rates

2015 Parks and Recreation Fees

		Greenwood		
Camping				
	Non-electric			\$20
	Electric			\$25
	Reservation Fee (1 time per site/per stay)			\$5
	Seasonal Rate (Memorial Day-Labor Day), Limit 5 sites/season			\$1,900
Shelters				
	Weekdays			\$30.00
	Weekends/Holidays			\$90.00
Boat Rentals				
		Deposit	Per Hour	Per day
	Canoes, Rowboats	\$10	\$5	\$20
	Paddleboats, Kayaks	\$10	\$8	N/A
	Sailboats	\$10	\$8	\$30
	Senior Citizen & Veteran Discount Rowboats (62 yrs +, Mon-Fri, no holidays)	\$5	\$3	\$10
Cross Country Skiing				
	Rental per hour (skis & snowshoes)			\$5
	Trail fee per day (non-renters)			\$5
	Season pass			\$35
Ground Rentals				
	Softball/Baseball/Soccer			\$15
	Volleyball			\$10

En-Joie Golf Fees
2015

Membership

Adult Membership		\$ 1,500
Husband and Wife		\$ 2,150
Seniors – over 62		\$ 3,150
Seniors: Husband/Wife over 62		\$ 1,900
Intermediate (19-24)		\$ 1,000
Junior (under 18)		\$ 575

Daily Fee

Adult	Monday thru Thursday	\$ 35
Adult	Monday thru Thursday w/cart	\$ 49
Senior	Monday thru Thursday	\$ 31
Senior	Monday thru Thursday w/cart	\$ 45
Junior	Monday thru Thursday	\$ 26
Junior	Monday thru Thursday w/cart	\$ 40
Twilight Rate	Monday-Friday after 4:00 pm	\$ 40

Weekend

Adult	Friday with cart	\$ 56
Adult	Sat, Sun & Holiday with cart	\$ 62
Senior	Friday with cart	\$ 52
Senior	Sat, Sun & Holiday with cart	\$ 58
Junior	Friday with cart*	\$ 44
Junior	Sat, Sun & Holiday with cart*	\$ 48
Twilight Rate	Sat, Sun & Holidays after 3:00 pm	\$ 44

*Drivers License Required

Miscellaneous

Cart per person – daily	\$ 14
-------------------------	-------

Tee Time may be made seven (7) days in advance.

Riding carts mandatory Friday, Saturday, Sunday and Holidays until 1:00 pm.

Frequent Play Cards 8 (eight) rounds

Weekdays *cart NOT included	\$ 245
Weekends	\$ 425

Seniors - Weekends	\$ 400
Seniors - Weekdays *cart NOT included	\$ 220
Locker Fee	\$ 50
Club Storage	\$ 50
Handicaps	\$ 25

Pre-paid discount Cart Cards will be made available to Members at a reduced rate!
9 hole rates available

2015 Office of Management & Budget

Town & County Unpaid Taxes

Property Taxes-Town and County

	Description	Fee
February 1 and later	Interest	1% per month
April	Handling Charge	\$1.00 each tax parcel unpaid at town collector
April	Late Charge	5% of original tax unpaid at town collector
August	Advertising Fee	\$7.00 each tax parcel published as unpaid
November	Title Search Fee	\$150 each tax parcel researched for foreclosure
November	Redemption Fee	\$1 each parcel filed as in the foreclosure action

Property Taxes-Town and County-School Tax Relevy portion

Relevy Fee	7% of original tax and school district late fee
------------	---

Property Taxes-Town and County-Village Tax Relevy portion

Relevy Fee	7% of original tax and school district late fee
Handling Charge	\$1.00 each tax parcel unpaid at village collector

Tax Search Certificates

\$20.00

2015 County Clerk Fee Schedule

- CIVIL ACTION	
Issuance of index number	\$ 210
Request for judicial intervention	\$ 95
Note of Issue	\$ 30
Jury demand	\$ 65
Notice of Appeal	\$ 65
Dissolution of Marriage Certificate	\$ 5
Separation Agreements	\$ 5
Motion/cross motion/Order to show cause	\$ 45
Stipulation of settlement or voluntary discontinuance	\$ 35
Certificate of Divorce	\$ 5
- JUDGMENTS/EXECUTIONS	
Docket and enter, taxing costs	\$ 45
Satisfaction of judgment no fee	
Transcript of judgment:	
Filing	\$ 10
Issue a transcript	\$ 5
Certificate of:	
Disposition, cancellation or Assignment	
To issue or file	\$ 5
Exemplified Judgment	\$ 15
OTHER REAL ESTATE TAXES	

Mortgage Tax

1% of the amount of the mortgage
 If a bank, credit union, or lending agency is involved, they pay 1/4% and the borrower pays 3/4%

Transfer Tax

The rate is \$5 per \$1,000

- MORTGAGES	
Record (including recording page)	\$ 45
Plus 5.00/per page	
Plus .50/per notation	
Assignment (including recording page)	\$ 45
Plus 5.00/per page	
Plus .50/per notation	
Plus \$3.50 each additional mortgage	
Consolidation extension, modification	
Subordination, corrections, etc.	\$ 45
Plus 5.00/per page - .50 per notation	
Affidavits filed with mortgage	\$ 5
Discharge (Including recording page)	\$ 45
Plus 5.00/per page - .50/per notation	
Plus \$13.50/each additional mortgage	
Release part of mortgaged premises (Including recording page)	\$ 45
Plus 5.00/per page - .50/per notation	
Estoppel Certificate (Including recording page)	\$ 45
Plus 5.00/per page - .50/per notation	

- WAGE ASSIGNMENTS	
Filing	\$ 5
Satisfaction no fee	
Satisfaction or cancel no fee	
Notice of lending, filing	\$ 15
Public welfare lien no fee	
Surety Bond	\$ 5

- NOTARY PUBLIC	
File Certificate of Appointment	\$ 60
File Certificate of official character	\$ 5
Issue Certificate of appointment	\$ 5
Certificate authenticating notary	\$ 3

SURVEY MAPS	
Filing	\$ 10
Requirements: Linen or Mylar original	
8 1/2 x 11 minimum	
34 x 44 maximum	
Subdivision maps with five or more lots require health department seal.	
Copies	\$ 5
Certified Copy Additional	\$ 5.20

OTHER	
Remote Access Fee Per Annum	\$250/month
Credit Card Fees + Internet fee	\$ 1.90

OATH OF OFFICE	
Oath for Commissioner of Deeds	\$ No fee 1.00

2015 County Clerk Fee Schedule

· BUSINESS CERTIFICATES PARTNERSHIP OR INDIVIDUAL

Form	\$ 1
File certificate	\$ 25
File amended certificate	\$ 25
File discontinuance no fee	
Certify a prepared copy	\$ 5

· CERTIFICATION OF DOCUMENT

Other than cover by special law	\$ 5
---------------------------------	------

· UCC UNIFORM COMMERCIAL CODE

UCC-1 Original Financing Statement with Addendum	\$ 40
UCC-3 Amendment – Continue, Assign or Terminate with Addendum	\$ 40
UCC-11 Written search request	\$ 25
Copies/per document	\$ 5

· REAL ESTATE

Leases, Easements, Power of Attorney	
Release of lien of estate tax:	
Record	\$ 45
Plus 5.00/per printed side of each page	
Plus 50 cents per notation	
Transfer Tax Affidavit (TP584)	
One original One copy	\$ 10
Real Property Transfer Report (RP5217)	
Residential	\$ 125
All others	\$ 250
Small Claims assessment review	\$ 30
Miscellaneous filing	\$ 5

· LIENS

Attachment (notice of) –	
File and record	\$ 20
Cancel no fee	
Building and Loan Agreement	
File original or amendment	\$ 25
Discharge no fee	
Common Charge Lien, filing	\$ 5
Crime Victim Lien no fee	
State Tax Lien no fee	
Federal Tax Lien	\$ 40
Hospital Lien no fee	
Lis Pendens	\$ 45
Plus .50 per notation	
Mechanics Lien	
Filing	\$ 15
Discharge no fee	
Affidavit of service	\$ 5
Notice of Lending Filing	\$ 15

· SEARCHES

Each two year period	\$	5
Per name/Per category		
Ex. Deed, mortgage, DBA		

· PASSPORTS \$75.00

Photos 7.00 – photo service available @ Clerk's Office	\$	7
--	----	---

· FAX DOCUMENTS

Per page 1.00	\$	1
---------------	----	---

· COPIES

Of recorded and filed documents	To file no fee
.65/page. Minimum of 1.30	
To prepare and certify a copy	
1.25/page. Minimum of 5.00	
Maps	\$ 5
Certified copies are additional	\$ 5

2015 Common Department of Motor Vehicles Fees

Civil Penalty Fees* (AKA - Insurance Lapse)	
First 30 days	\$8 per day
31 - 60 days	\$10/day + \$240
61 - 90 days	\$12/day + \$540
License/Permit/ID Fees*	
Original Licenses/Permits Fees*	\$ 64.25/\$120.00
License Renewal (CDL)**	\$ 164.50
License Renewal (Class D, DJ)**	\$ 64.50
License Renewal (Class A, B or C)**	\$ 164.50/\$180.50
License Renewal (Class E)**	\$112.50/\$128.50
License Renewal (Class EM)	\$ 120.50
License Renewal (Class M, MJ, DM or DJM)	\$ 72.50/\$88.50
Non Driver ID (4 year/8 year)	\$ 9/\$13
Non Driver ID (10 yr-62 or older or SSI Recip)	\$ 6.50
Other	
In-Transit Permit Fees	\$ 12.50
Plate (General)	\$ 25
Registration (Boats - based on size)	\$ 22.50/\$93.75
Registration (ATV)***	\$ 12.50
Registration (Snowmobile)***	\$ 100
Registration (Trailer)	Based on weight
Title	\$ 50
Plate Surrender (Co. Fee)	\$ 1
*See www.NYS DMV.com public website for more details.	
**If also Class DM, e.g., add \$8 to renewal fee	
***Fees vary based on membership in trail organizations	

Registration Fees for Passenger Vehicles (On and after September 1, 2009)					
Weight of Vehicle (lbs.)	2-year Fee	Weight of Vehicle (lbs.)	2-year Fee	Weight of Vehicle (lbs.)	2-year Fee
0000 - 1650	\$26.00	3551 - 3650	\$59.00	5551 - 5650	\$107.50
1651 - 1750	\$27.50	3651 - 3750	\$61.50	5651 - 5750	\$110.00
1751 - 1850	\$29.00	3751 - 3850	\$64.00	5751 - 5850	\$112.50
1851 - 1950	\$31.00	3851 - 3950	\$66.50	5851 - 5950	\$115.00
1951 - 2050	\$32.50	3951 - 4050	\$69.00	5951 - 6050	\$117.00
2051 - 2150	\$34.00	4051 - 4150	\$71.00	6051 - 6150	\$119.50
2151 - 2250	\$35.50	4151 - 4250	\$73.50	6151 - 6250	\$122.00
2251 - 2350	\$37.50	4251 - 4350	\$76.00	6251 - 6350	\$124.50
2351 - 2450	\$39.00	4351 - 4450	\$78.50	6351 - 6450	\$127.00
2451 - 2550	\$40.50	4451 - 4550	\$81.00	6451 - 6550	\$129.50
2551 - 2650	\$42.00	4551 - 4650	\$83.50	6551 - 6650	\$131.50
2651 - 2750	\$43.50	4651 - 4750	\$85.50	6651 - 6750	\$134.00
2751 - 2850	\$45.50	4751 - 4850	\$88.00	6751 - 6850	\$136.50
2851 - 2950	\$47.00	4851 - 4950	\$90.50	6851 - 6950	\$139.00
2951 - 3050	\$48.50	4951 - 5050	\$93.00	6951 or more	\$140.00
3051 - 3150	\$50.00	5051 - 5150	\$95.50		
3151 - 3250	\$52.00	5151 - 5250	\$98.00		
3251 - 3350	\$53.50	5251 - 5350	\$100.50		
3351 - 3450	\$55.00	5351 - 5450	\$102.50		
3451 - 3550	\$56.50	5451 - 5550	\$105.00		

*Fees based on gross weight (Annual = \$.81/100 lbs)

Registration Fees for Commercial Vehicles*			
Weight of Vehicle (lbs.)	2-year Fee	Weight of Vehicle (lbs.)	2-year Fee
000 - 500	\$7.00	9,001 - 9,500	\$ 137.00
501 - 1,000	\$14.50	9,501 - 10,000	\$ 144.00
1,001 - 1,500	\$21.50	10,001 - 10,500	\$ 151.00
1,501 - 2,000	\$29.00	10,501 - 11,000	\$ 158.50
2,001 - 2,500	\$36.00	11,001 - 11,500	\$ 165.50
2,501 - 3,000	\$43.00	11,501 - 12,000	\$ 173.00
3,001 - 3,500	\$50.50	12,001 - 12,500	\$ 180.00
3,501 - 4,000	\$57.50	12,501 - 13,000	\$ 187.00
4,001 - 4,500	\$65.00	13,001 - 13,500	\$ 194.50
4,501 - 5,000	\$72.00	13,501 - 14,000	\$ 201.50
5,001 - 5,500	\$79.00	14,001 - 14,500	\$ 209.00
5,501 - 6,000	\$86.50	14,501 - 15,000	\$ 216.00
6,001 - 6,500	\$93.50	15,001 - 15,500	\$ 223.00
6,501 - 7,000	\$101.00	15,501 - 16,000	\$ 230.50
7,001 - 7,500	\$108.00	16,001 - 16,500	\$ 237.50
7,501 - 8,000	\$115.00	16,501 - 17,000	\$ 245.00
8,001 - 8,500	\$122.50	17,001 - 17,500	\$ 252.00
8,501 - 9,000	\$129.50	17,501 - 18,000	\$ 259.00

* Based on gross weight (Annual = \$3.60/500 lbs)

Vehicle Use Taxes for Passenger Vehicles for All Original Registrations and Renewals

Broome - For passenger vehicles that weigh 3500 lbs
\$10 for two years (\$5/year)

For passenger vehicles that weigh 3501 or more
\$20 for two years (\$10/year)

Vehicle Use Taxes for Commercial Vehicles for All Original Registrations and Renewals

Broome - \$20 for two years (\$10/year)

**Maternal Child Health and Development Division
2015 Fee Schedule**

	<u>Fee</u>
Medication Administration Training	
Classroom Full Day Training	\$ 100
Independent Study	\$ 70
Licensed Home Care Services Agency	
Prenatal Home visit	\$ 80
Postpartum/Newborn Home visit	\$ 80
Health Guidance/Lead	\$ 80
Pediatric Home visit	\$ 80

**Clinic Division
2015 Fee Schedule**

Service	<u>Fee</u>	Service	<u>Fee</u>
		Additional Charges (if not part of physical exam)	
Initial Pre-Employment Physical Examination	\$ 110	Urinalysis Micro	\$ 10
TB MD Initial Visit	\$ 110	Urinalysis Macro	\$ 5
STD Screen	\$ 110	Vision Screen	\$ 10
Initial Pre-Employment Physical Examination Section 72)	\$ 80	Hearing Screen	\$ 15
TB Repeat MD Visit	\$ 50	Pulmonary Function Test with Interpretation	\$ 50
EKG Evaluation	\$ 50	Mantoux Test	\$ 10
HIV Post-Test Counseling - Positive or Reactive	\$ 50	Mantoux Assessment	\$ 10
Limited Visit	\$ 50	Flu Vaccine	\$ 12.04
TB Medication Refills (Nurse/Directly Observed Therapy)	\$ 35	MMR	\$ 51
Brief Nurse Visit	\$ 35	Tetanus	\$ 21
Education and Counseling	\$ 35	Tdap	\$ 35
HIV Counseling	\$ 35	Pneumovax	\$ 72.35
HIV Rapid Test	\$ 35	Hepatitis A	\$ 25
Lead Screening	\$ 25	Hepatitis B	\$ 33
Health Assessment (Employee Health)	\$ 25	Hepatitis A&B	\$ 51
Vaccine Administration		Varicella	\$ 88
Single Dose (VFC)	\$ 17	Meningococcal Vaccine	\$ 115
Single Dose (Non VFC)	\$ 22	Rabies	\$ 195
Multiple dose (Non VFC)	\$ 33	Venipuncture	\$ 10
Mass Flu	\$ 24.50		
Mass Pneumonia	\$ 24.50		
NYS Cancer Services Program			
Clinical Breast Exam	\$ 36.39		
Pelvic Exam with Pap Test	\$ 36.39		

Sliding fee scale for all patients, except travel and out-of-county, which are full fee. Rates are based on Medicare
Vaccines that are not state supplied are charged at full cost of vaccine and may be subject to change.
Vaccine and administration rates are determined based on actual costs, Medicare and provider rates and may be
Laboratory costs are based on contracted services and laboratory costs may change with contract renewals.
Cancer Services Program fees are what the program pays the provider - the patient is not charged.

Broome County Health Department
Environmental Health Services Division
2015 Fee Schedule

<u>PERMITS</u>	<u>Fee</u>	<u>PLAN REVIEW</u>	<u>Fee</u>
<u>Food Service</u>			
High Risk Food	\$ 300	Food Service	\$ 50
High Risk Food (Seasonal)	\$ 150	Pools/Beaches	\$ 250
Medium Risk Food	\$ 200	Spa	\$ 200
Medium Risk Food (Seasonal)	\$ 100	Hotels/Motels/Per Room	\$ 15
Low Risk Food	\$ 100	Travel Trailer Camp/Per Site	\$ 10
Low Risk Food (Seasonal)	\$ 50	Mobile Home Parks/Per Site	\$ 25
Temporary Food	\$ 50	Children's Camps	\$ 400
		Mass Gatherings	\$ 26,000
<u>Pools/Beaches</u>			
Bathers 100	\$ 155	Sewage/Disposal	
Bathers more than 100	\$ 309	New Construction	\$ 50
		Existing Construction	\$ 190
<u>Hotels/Motels</u>			
Base Fee	\$ 203	Commercial Engineering Plan	\$ 75
Room Fee (20 or more)	\$ 15	Re-Design of Septic	\$ 25
<u>Mobile Home Parks (Base Fee)</u>			
Sites: 1 - 20	\$ 215	<u>Land Development/Per Site</u>	
Sites: 21 - 40	\$ 285	Private Water/Private Sewer	\$ 40
Sites: 41 - 75	\$ 835	Private Sewer/Public Water	\$ 30
Sites 76 and above	\$ 1,075	Private Water/Public Sewer	\$ 20
		Proposed Public Water/Sewer	\$ 15
		Existing Public Water/Sewer	\$ 13
<u>Private Water (Surcharge)</u>			
Sites: 41-75	\$ 60	<u>Community Water</u>	
Sites 76 and above	\$ 120	New Source	\$ 500
<u>Private Sewage (Surcharge)</u>			
Sites 41-75	\$ 60	Distribution	\$ 250
Sites 76 and above	\$ 120	<u>Miscellaneous</u>	
<u>Travel Trailer</u>			
Base Fee	\$ 60	Record Search/Per Page	\$ 0.25
Per Site	\$ 1	Environmental Record Search	\$ 150
<u>Children's Camps</u>			
	\$ 100		

2015 Landfill Tip Fee Breakdown

Tipping Fees (Tonnage)		Minimum Charge	Tipping Fees (Individual Sales)
Asbestos	A	\$ 100.00	Residential - \$4.00
Asbestos Bulk	AB	\$ 60.00	Commercial - \$4.00
Auto Fluff	AF	\$ 15.00	Compost Bin
Residential Aggregates	AG	\$ 45.00	Freon Unit
Incinerator Ash	ASH	\$ 17.00	Municipal Cleanup Individual Tire
Animal Waste	AW	\$ 100.00	Blue Recycling Bin
Burried Aggregates	BAG	\$ 45.00	Car Tire
Construction & Demo Debris	C	\$ 45.00	Safety Vest
Construction & Demo Debris- Reusable	ECO	\$ 20.00	Yellow Recycling Bin
Non-Friable Asbestos	CA	\$ 45.00	
Contaminated Debris	CD	\$ 45.00	**Contracted volume based pricing may vary.
Contaminated Soil	CS	\$ 27.00	
Contaminated Soil Bury	CSB	\$ 45.00	
Contaminated Commercial Garbage	CX	\$ 45.00	
Glass Aggregate	GLAG	\$ 10.00	
Municipal Cleanup Construction	MCC	\$ 45.00	
Municipal Cleanup Tires	MCT	\$ 155.00	
Municipal Cleanup Garbage	MCX	\$ 45.00	
Pallets	P	\$ 45.00	
Grit/Sludge	S	\$ 45.00	
Stabilized Sludge/Grit	SG	\$ 40.00	
Tree Stumps	ST	\$ 45.00	
Tires	T	\$ 155.00	
Commercial Garbage	X	\$ 45.00	
Leaf & Yard Waste	Y	\$ 20.00	

BROOME COUNTY MENTAL HEALTH DEPARTMENT
2015 Self-Pay Sliding Scale

Household Gross Income	Family Size 1	Family Size 2	Family Size 3	Family Size 4	Family Size 5	Family Size 6	Family Size 7+
Medicaid Eligible	\$ -	\$ -	\$ -	\$ -	\$ -	\$ -	\$ -
Under \$8,000	\$ 5	\$ 5	\$ 5	\$ 5	\$ 5	\$ 5	\$ 5
8,000 - 9,999	\$ 10	\$ 5	\$ 5	\$ 5	\$ 5	\$ 5	\$ 5
10,000 - 11,999	\$ 15	\$ 10	\$ 5	\$ 5	\$ 5	\$ 5	\$ 5
12,000 - 13,999	\$ 20	\$ 15	\$ 10	\$ 5	\$ 5	\$ 5	\$ 5
14,000 - 15,999	\$ 25	\$ 20	\$ 15	\$ 10	\$ 5	\$ 5	\$ 5
16,000 - 17,999	\$ 30	\$ 25	\$ 20	\$ 15	\$ 10	\$ 5	\$ 5
18,000 - 19,999	\$ 35	\$ 30	\$ 25	\$ 20	\$ 15	\$ 10	\$ 5
20,000 - 21,999	\$ 40	\$ 35	\$ 30	\$ 25	\$ 20	\$ 15	\$ 10
22,000 - 23,999	\$ 50	\$ 40	\$ 35	\$ 30	\$ 25	\$ 20	\$ 15
24,000 - 25,999	\$ 60	\$ 50	\$ 40	\$ 35	\$ 30	\$ 25	\$ 20
26,000 - 27,999	\$ 70	\$ 60	\$ 50	\$ 40	\$ 35	\$ 30	\$ 25
28,000 - 29,999	\$ 80	\$ 70	\$ 60	\$ 50	\$ 40	\$ 35	\$ 30
30,000 - 34,999	\$ 90	\$ 80	\$ 70	\$ 60	\$ 50	\$ 40	\$ 35
35,000 - 39,999	\$ 100	\$ 90	\$ 80	\$ 70	\$ 60	\$ 50	\$ 40
40,000 - 44,999	\$ 110	\$ 100	\$ 90	\$ 80	\$ 70	\$ 60	\$ 50
45,000 - 49,999	\$ 120	\$ 110	\$ 100	\$ 90	\$ 80	\$ 70	\$ 60
50,000 - 54,999	\$ 130	\$ 120	\$ 110	\$ 100	\$ 90	\$ 80	\$ 70
55,000 - 64,999	\$ 140	\$ 130	\$ 120	\$ 110	\$ 100	\$ 90	\$ 80
65,000 - 69,999	\$ 150	\$ 140	\$ 130	\$ 120	\$ 110	\$ 100	\$ 90
70,000 and Over	\$ 165	\$ 150	\$ 140	\$ 130	\$ 120	\$ 110	\$ 100

**Broome County Office for Aging
2015 Fees & Suggested Contributions Update**

	Current 2014 Fee	Proposed 2015 Fee	2014 Suggested Contribution	2015 Proposed Suggested Contribution	Comments
Congregate Meals	n/a	n/a	\$3.25	\$3.25	Meals served at senior centers
Home Delivered Meals	n/a	n/a	\$3.25	\$3.25	Meals on Wheels - last raised 1/01/14
LTHHC Home Delivered Meals	\$5.35 - \$6.30	\$5.35 - \$6.30	n/a	n/a	Meals on Wheels - LTHHC clients
MLTC Home Delivered Meals	\$5.35 - \$8.00	\$5.35 - \$8.00	n/a	n/a	Meals on Wheels - MLTC clients
LTHHC Congregate Meals	\$5.41 - \$5.50	\$5.41 - \$5.50	n/a	n/a	Meals served at senior centers-LTHHC
MLTC Congregate Meals	\$5.41 - \$6.00	\$5.41 - \$6.00	n/a	n/a	Meals served at senior centers-MLTC
Adult Day Care	n/a	n/a	\$20.00	\$20.00	One day of service
Adult Day Care - Private Pay	\$42.00	\$42.00	n/a	n/a	One day of service
Adult Day Care - LTHHC	\$39.88 - \$42.00	\$39.88 - \$42.00	n/a	n/a	One day of service
Adult Day Care - MLTC	\$42.00 - \$50.00	\$42.00 - \$50.00	n/a	n/a	One day of service
Transportation	n/a	n/a	\$1.50/one way ride	\$1.50/one way ride*	Raised to current level 1/01/14
Transportation - MLTC	\$11.00 - \$15.00	\$11.00 - \$15.00	n/a	n/a	One-way ride - MLTC
EISEP (Contribution)	n/a	n/a	\$2.75-\$6.50 /hour	\$2.75-\$6.50 /hour	one hour of personal care service
EISEP (Cost share)	Varies by client's income		n/a	n/a	one hour of personal care service
Senior News Ads	Varies by ad size/#	No change planned	n/a	n/a	Business advertisements
Sr. News Sub./Misc	n/a	n/a	\$10.00 annually	\$10.00 annually	12 monthly issues of "Senior News"
Respite	n/a	n/a	\$15-\$52/day	\$15-\$52/day	4 hours of caregiver respite service

These fees and suggested contributions are ALL subject to change based on actual allocations that we receive from our grantors.

**Broome County GIS & Mapping
Fee Schedule for Services and Data**

<u>Prints</u>	8.5"x11"	11"x17"	17"x22"	22"x34"	34"x44"	Custom
-Existing Map Project/PDF, -Tax Parcel Sheet Map (or portion) -Single Historic Photo Tile	\$ 0.50	\$ 1.00	\$ 2.00	\$ 4.00	\$ 8.00	2/foot
-Tax Parcel Sheet Map (or portion),	\$ 3.00	\$ 3.50	\$ 4.00	\$ 5.00	\$ 5.00	NA

Existing map projects, photo tiles, and tax parcel sheet maps already exist in digital format and require no alteration, just printing
Custom is anything over 44 "

<u>Copies</u>	8.5"x11"	11"x17"	<u>Large</u>
-Existing Paper Maps or Documents:	\$ 0.50	\$ 1.00	\$ 8.00

Large copies made using the Engineering copier-actual sizes vary.

New Map Projects

-Under One Half (1/2) Hour	12
-Over One Half (1/2) Hour	25.00 per hour

New map projects generally include the following:

- adding GIS layers and/or imagery,
- labeling of features,
- selection and/or categorization of features by attributes or location
- layout setup(map extent, title, north arrow, scale bar,scale,etc)
- exporting to PDF.

Fee does not include prints.

ANY alterations to an existing map project will be considered a new map project.

Data Manipulation

-Joining, Geocoding, or Creation of X Y data from tabular data	\$10.00
-Other manipulation not listed above	\$25.00 per hour, minimum of \$25.00

Source data can include most existing County or user-supplied data in digital format.
Preferred formats include Txt, Excel, or DBF. User-supplied
User-supplied data must be formatted properly and will not be reformatted by Broome County.
Output data provided in ESRI shapefile and/or tabular format.
A list of un-joined or non-geocoded records provided to the user at no additional cost if requested.
Fee is for data manipulation and resulting digital data only;
map projects and prints supplied at the rates above
(additional fees will apply if joining to County GIS data that has an associated fee in this schedule;
ex parcels

GIS Data, Imagery, & Other Data

No fee for GIS data except:

-Parcels:

All County Parcels with Attributes: \$2,500.00
Yearly updates: \$500.00

All County Parcels Boundaries Only: \$250.00
Yearly updates: \$50.00

Individual Parcels (user-defined selection): \$0.03 per parcel record, minimum \$25.00

-DEMs or any DEM-derived product (contours, slope, etc.): \$100.00

-Aerial Photos (1937, 1944, 1965, 1973, 1981, 1989, 1999):

All Images for a Single Year: \$500.00 (georeferenced OR non-georeferenced)
Individual Image: \$5.00 (non-georeferenced)

-Subsurface Rights and Leases Database*:

Initial Purchase: \$5,000.00
Monthly Updates: \$500.00 per calendar year

*A license agreement is required for this database.

Monthly 'Updates' are provided by re-supplying the entire database to the user

The County will not extract data from the database.

The initial purchase of the database includes monthly updates for that calendar year, if any.

The fee for subsequent updates is based on the calendar year the most recent update was purchased
or if none the calendar year of the initial purchase.

Ex: Initial database purchased in 2010.

Updates requested in 2013.

The fee for updates would be \$500 x 3 calendar years = \$1,500.

Data provided "as is" without any support and without warranty as to the performance, merchantability
or fitness for any particular purpose.

The entire risk as to the results and performance of the data is assumed by the user

Broome County shall not be liable for any indirect, special, incidental, compensatory or consequential
damages or any third party claims which may result from the use of the data even if Broome County
has been advised of the possibility of such potential loss or damage.

Government Fees-Prints or Copies:

No charge for up to 5 copies or prints of a particular map or document.
Over 5 copies or prints one half (1/2) the fee will be charged.

-Tax Map prints

One quarter (1/4) the fee charged.
PDF files provided at no cost. Map updates provided to local Assessors at no cost per State law.
Map updates provided to local Assessors at no cost per State law.

-New Map Projects

no charge for projects taking up to 2 hours to complete.
Fees for projects requiring more than 2 hours will be determined on a case by case basis.

-GIS Data & Imagery ONLY: no charge.Educational (Student) Fees

-No charge for GIS data. One half (1/2) charge for all else.

IMPORTANT NOTE REGARDING GIS MAPS & DATA

-Any new digital products or files produced in accordance with this fee schedule
constitute the creation of a new public record per NYS FOIL.

Therefore they, and any associated data used in their creation (including user-supplied data), are subject to release.

This release can occur without the prior notification or consent of the original requestor.

Per FOIL, the County is not obligated to create the records and therefore not all requests may be honored.

2015 Broome County Sheriff's Office

<u>Description</u>	<u>Fees</u>
Records Money	.25 per page for accident reports
Other Public Safety Income:	
5th Avoidable Alarm	\$ 25.00
6th and up	\$ 50.00
Sheriff ID Fees	\$ 10.00
Pistol Permits	\$ 48.50 (County's portion per Penal Law)
State Ready Inmates	\$ 100.00 per day, per Corrections Law Article 22, Section 601-C
Other Local Governments	\$ 85.00 Base rate per day inmate housing
	\$ 250.00 Medical per day inmate housing
	\$ 150.00 Special housing per day
US Marshal Jail Facility	\$ 97.00 per day

Sheriff Fees (not incl. mileage, if applicable)	
INCOME EXECUTION - 1ST STAGE	\$ 50.00
INCOME EXECUTION - 2ND STAGE	\$ 50.00
INCOME EXECUTION - 2ND STAGE ONLY	\$ 50.00
PROPERTY EXECUTION LEVY	\$ 90.00*
PROPERTY EXECUTION / SALE - DEPOSIT	\$ 350.00
PROPERTY EXECUTION REAL PROPERTY DEPOSIT	\$ 550.00
POSTINGS OF NOTICE OF SALE	\$ 15.00*
SUMMONS (WITH COMPLAINT, NOTICE & PETITION)	\$ 15.00*
INFORMATION SUBPOENA	\$ 45.00*
SUBPOENA (DUCES TECUM)	\$ 15.00*
CITATION	\$ 15.00*
3 DAY NOTICE OR 30 DAY NOTICE TO TENANT	\$ 22.00*
SHOW CAUSE ORDER	\$ 45.00*
NOTICE OF MOTION	\$ 45.00*
WRIT OF HABEAS CORPUS (CONTEMPT ORDER)	\$ 45.00*
ORDER/WARRANT OF ARREST	\$ 65.00*
ANY OTHER MANDATE ORDERS	\$ 45.00*
ORDER OF SEIZURE	\$ 90.00*
ADDITIONAL DEFENDANT SERVED	\$ 40.00
WITH SUMMONS AND COMPLAINT	\$ 15.00
EACH ADDITIONAL SERVICE	\$ 15.00
ORDER OF ATTACHMENT	\$ 85.00*
ADDITIONAL LEVY	\$ 40.00
WITH SUMMONS AND COMPLAINT	\$ 15.00
EACH ADDITIONAL SERVICE	\$ 15.00
NOTICE OF APPEAL	\$ 30.00*
NOTICE OF PETITION/PETITION TO RECOVER	\$ 47.00*
ADDITIONAL TENANT	\$ 15.00
WARRANT OF EVICTION	\$ 112.00*
ADDITIONAL TENANT	\$ 30.00

MILEAGE CHART			
AIRPORT	\$ 17.00	MAINE	\$ 20.00
CASTLE CREEK	\$ 14.00	MARATHON	\$ 35.00
CENTER VILLAGE	\$ 26.00	MCCLURE	\$ 30.50
CHENANGO BRIDGE	\$ 8.50	MURPHY ROAD	\$ 12.00
CHENANGO FORKS	\$ 16.00	NANTICOKE	\$ 26.00
CITY OF BINGHAMTON	\$ 6.00	NINEVEH	\$ 28.00
COLESVILLE ROAD	\$ 16.50	NORTH SANFORD	\$ 33.00
CONKLIN	\$ 12.00	PORT CRANE	\$ 13.00
CONKLIN FORKS	\$ 14.00	PORT DICKINSON	\$ 6.00
CORBETTSVILLE	\$ 16.50	PIERCE CREEK RD	\$ 12.00
DAMASCUS	\$ 29.00	RICHFORD	\$ 30.50
DEPOSIT	\$ 34.00	ROSS CORNERS	\$ 14.00
EAST MAINE	\$ 20.00	SANITARIA SPRINGS	\$ 16.00
ENDICOTT	\$ 12.00	TRACEY CREEK RD	\$ 16.50
ENDWELL	\$ 9.50	TRIANGLE	\$ 29.00
GLEN AUBREY	\$ 23.50	TUNNEL RD	\$ 23.50
GLENDALE	\$ 14.00	UNION CENTER	\$ 15.50
HARPURSVILLE	\$ 24.50	VESTAL CENTER	\$ 19.50
HAWLEYTON	\$ 12.00	VESTAL	\$ 14.00
JOHNSON CITY	\$ 7.00	WEST CORNERS	\$ 13.00
KATTELVILLE ROAD	\$ 13.00	WHITNEY POINT	\$ 26.00
KILLAWOG	\$ 30.50	WINDSOR	\$ 26.00
KIRKWOOD	\$ 13.00		
LISLE	\$ 28.00	BINGHAMTON - CITY	\$ 6.00
		*Additional Fee for serving incarcerated individual	\$ 5.00

2015 Audit & Control - Weights & Measures

1.	<u>Scales</u>	Fee	6.	<u>Vehicles</u>	Fee
(I)	Up to and including 15 kg (33 lb) capacity:		(I)	Metering systems 300 L/min (79 gpm) or less	\$ 100
(a)	for each of the first five scales per establishment	\$ 20		"Re-seal" - adopted by the Broome County Legislature	\$ 25
(b)	for each scale per establishment after the first five	\$ 10	(II)	Metering systems over 300 L/min (79 gpm)	\$ 120
(II)	Over 15 kg (33 lb) and including 300 kg (661 lb) capacity	\$ 40	(III)	Compartment calibration:	
(III)	Over 300 kg (661 lb) and including 1,500 kg (3,307 lb) capacity	\$ 100	(a)	Up to and including 3,000 L (793 gal) capacity	\$ 40
(IV)	Over 1,500 kg (3,307 lb) and including 7,000 kg (15,432 lb) capacity	\$ 140	(b)	Over 3,000 L (793 gal) and including 6,000 L (1,585 gal)	\$ 80
(V)	Over 7,000 kg (15,432 lb) and including 23,000 kg (50,706 lb) capacity	\$ 160	(c)	Over 6,000 L (1,585 gal) and including 12,000 L (3,170 gal)	\$ 120
(VI)	Over 23,000 kg (50,706 lb) capacity	\$ 200	(d)	Over 12,000 L (3,170 gal) capacity	\$ 240
(VII)	Tank, batch and crane scales	\$ 200			
2.	<u>Weights - field standard (Class F)</u>		7.	<u>Stationary petroleum metering systems</u>	
(I)	Up to and including 3 kg (7 lb)	\$ 8	(I)	Up to 400 L/min (106 gpm)	\$ 100
(II)	Over 3 kg (7 lb) and including 30 kg (66 lb)	\$ 16	(II)	Over 400 L/min (106 gpm) and including 2,000 L/min (528 gpm)	\$ 120
(III)	Over 30 kg (66 lb) and including 300 kg (661 lb)	\$ 32	(III)	Over 2,000 L/min (528 gpm) and including 4,000 L/min (1,057 gpm)	\$ 140
(IV)	Over 300 kg (661 lb) and including 1,200 kg (2,646 lb)	\$ 60	(IV)	Over 4,000 L/min (1,057 gpm)	\$ 160
3.	<u>Linear field measures</u>		8.	<u>Bulk milk tanks</u>	
(I)	Up to 1 m (39 in)	\$ 4	(I)	Up to 3,000 L (793 gal) capacity	\$ 40
(II)	Over 1 m (39 in) and including 16 m (52 ft)	\$ 8	(II)	Over 3,000 L (793 gal) and including 6,000 L (1,585 gal)	\$ 80
(III)	Over 16 m (52 ft) and including 31 m (102 ft)	\$ 12	(III)	Over 6,000 L (1,585 gal) and including 12,000 L (3,170 gal)	\$ 120
(IV)	Over 31 m (102 ft)	\$ 20	(IV)	Over 12,000 L (3,170 gal) capacity	\$ 240
(V)	Fabric measuring devices	\$ 20			
(VI)	Wire and cordage measuring devices	\$ 40	9.	<u>Timing devices</u>	
4.	<u>Liquid measures and devices</u>		(I)	All commercially used devices where time is a basis for calculation	\$ 4
(I)	Liquid measures 20 L (5 gal) or less	\$ 8		except for:	
(II)	Liquid pump (hand-operated) 20 L (5 gal) or less	\$ 20	(II)	Devices owned or operated by governmental agencies	N/C
5.	<u>Petroleum dispensing and measuring devices</u>		10.	<u>Taxi meters</u>	
(I)	Single dispensing pump	\$ 20	(I)	Any taxi meter used to calculate the value of a measure	\$ 40
(II)	Dual dispensing pump	\$ 40			
(III)	Blend dispensing pump	\$ 40			
(IV)	Grease and oil pump	\$ 8			

2015 Broome County Fee Schedule

Greater Binghamton Airport

Short Term Parking Rates

First Fifteen Minutes	Free
16 Minutes through 60 Minutes	\$ 1.00
Second - Fifth Hour	\$ 2.25 per hour
Maximum Daily	\$ 11.00 per day
Maximum Weekly	\$ 77.00 per week

Long Term Rates

First & Second Hour	\$ 1.00 per hour
After Three Hours	\$ 2.00 per hour
Maximum Daily	\$ 8.00 per day
Maximum Weekly	\$ 56.00 per week

Willow Point Nursing Home

Semi-private Room Daily Rate	\$300.00
Plus: NYS Assessment (6%)	<u>\$18.00</u>
Total	\$318.00

Private Room Daily Rate	\$310.00
Plus: NYS Assessment (6%)	<u>\$18.60</u>
Total	\$328.60

Cable Television (per month)	\$5.00
Cable TV with Digital Box (per month)	\$5.99

Guest Meals:	
Regular	\$4.00
Holiday	\$7.00

Hair Care Price List:

Haircut - Man's	\$8.50
Haircut - Woman's	\$10.25
Shampoo, Cut & Set	\$18.25
Shampoo & Set	\$10.50
Permanent	\$28.00
Conditioner	\$2.00
Tint or Six Week Color	\$22.00
Shampoo	\$3.50
Color Rinse	\$1.50

Front Street Dog Shelter

<u>Adoption Fee</u>	\$225.00
<u>Redemption Fees:</u>	
First Impoundment	\$50 first 24 hours \$5 each additional or part of 24 hours day 2 & 3 \$15 day 4 +
Second Impoundment	\$60 first 24 hours \$5 each additional or part of 24 hours day 2 & 3 \$15 day 4 +
Third Impoundment	\$70 first 24 hours \$5 each additional or part of 24 hours day 2 & 3 \$15 day 4 +

<u>Prearranged or Emergency Boarding</u>	\$25/day for single dog \$5 for food if not provided by owner
--	--

<u>Bath Fee</u>	\$25
-----------------	------

<u>Accepting Unwanted Dogs:</u>	
Pet Sign Overs	\$40
Dog adopted from shelter less than 30 days no fee	\$0

<u>Owner Requested Euthanasia</u>	\$50
-----------------------------------	------

<u>Vaccination Fee</u>	\$30 certificate provided
------------------------	---------------------------

Security

<u>Taxicab Fees</u>	
Business License (annual)	\$ 250.00
Driver's License	New App. \$ 120.00 Renewal \$ 60.00 Re-issuing \$ 150.00 Replace \$ 25.00
Vehicle License(annual)	Non-hybrid \$ 300.00 Hybrid \$ 100.00 Transfer \$ 25.00 Replace \$ 25.00
Vehicle Inspection	Inspection \$ 25.00 Re-inspect \$ 25.00 Replacement \$ 25.00

2015 Broome County Fee Schedule

Civil Service Exams

Open-competitive	\$20.00
Promotional	\$10.00
Uniformed OC	\$30.00
Uniformed Prom	\$20.00

*Unemployed DSS recipients who are primarily responsible for their household may receive waivers

Legislature

Freedom of Information Request	\$.25/page
FOI CD	\$2.00
FOI Photograph (Polaroid)	\$2.00
FOI Digital Color Photograph (Standard Paper)	\$0.28
FOI Digital Photograph (photographic paper)	\$0.50
Budget Book (hard copy)	\$20.00
Budget Book (CD)	\$2.00
Capital Improvement Program	\$3.50

Real Property

Title Search Fee	\$ 150.00
Tax Installment Certification	\$ 10.00
Tax Receipt (pick up)	\$ 1.00
Tax Receipt (mail or fax)	\$ 2.00
Copies	\$ 0.25

Real Property Tax Bill Processing Charges

Maintenance	\$ 0.85
Paper	\$ 0.06
Folding	\$ 0.05
Stuffing	\$ 0.07
Sealing	\$ 0.07
Printing	\$ 0.09
Additional Insert	\$ 0.07

911 Emergency Services

Wireline phones	\$.35/month
Wireless phones	\$.30/month

Public Transportation (Bus Fees)

Regular	\$ 2.00
Transfers	Free
Seniors and Disabled, Veterans(All Day)	\$ 1.00
One Day Unlimited Ride Pass	\$ 5.00
One Week Unlimited Ride Pass	\$ 25.00
31-day Unlimited Ride Pass	\$ 70.00
31-day Student Pass	\$ 44.00
31-day Srs & Disabled, Veterans Pass	\$ 44.00
BC Country	\$ 3.00
BC Country Seniors & Disabled	\$ 2.00
BC Lift	\$ 2.50

Public Defender

Court Ordered Revenue	
Misdemeanors	\$60/hour
Felonies	\$75/hour
Parole Matters	\$75/hour

Broome County Library

Overdues

Adult materials	.10/day/item
Print	.10/day/item
CDs	.10/day/item
Books on tape	.10/day/item
Interlibrary loan (ILL)	\$.50/day/item
VC/DVD	\$2.00/day/item
Children's materials	.10/day/item
Print	.10/day/item
CDs	\$.10/day/item
VC/DVD	\$2.00/day/item

Maximum fines

Hardcover books and AV	\$10.00
VC/DVD	\$20.00
Paperbacks and periodicals	\$5.00
Youth Services hardcover books	\$5.00
Interlibrary loan (ILL)	No Limit
Repair for recirculation	Varies
Processing fees	\$10.00
Lost card	\$3.00
Returned check fee	\$20.00
Interlibrary Loan fee	\$5.00
Photocopies (public machines)	.25/copy
Microfilm Prints	.25/copy
Computer paper (for public computers)	.15/sheet

Room Rental (May include additional charges)

Broome County Government	Free
City of Binghamton	Free
Profit Corporations half day	various*
Profit Corporations full day	various*
Non-Profit Groups half day	various*
Non-Profit Groups full day	various*

*depending on size of rented room