



BROOME COUNTY TRAFFIC SAFETY BOARD NEWSLETTER *April/May 2009 Issue*

Broome County Health Department 225 Front St. / Binghamton, NY 13905

Christine Muss, Traffic Safety Coordinator

Telephone: 607-778-2807 / Fax: 607-778-3998 / Email: CMuss@co.broome.ny.us



Operation Safe Stop April 23, 2009



Did you know that in New York State over 2.3 million children ride the school bus every day? And did you know that an estimated 50,000 motor vehicles illegally pass our New York schools buses on a daily basis? Passing a school bus when the large red lights are flashing or when the stop arm is extended is not only illegal, but it is also dangerous. Drivers who disobey school bus laws are at a higher risk of hitting a child, a pedestrian or another vehicle. School bus drivers have observed motorists dangerously pulling into the left lane and going around the bus, or pulling onto the shoulder and passing the bus on the right or approaching the bus and overtaking it when they don't see any student crossing the street. Unfortunately the reason why most of these drivers exhibit such behavior is because they don't know the law. That is why each year Operation Safe Stop Day seeks to promote school bus safety through education and enforcement efforts. Operation Safe Stop is a cooperative project supported by the New York State Governor's Traffic Safety Committee (NYSGTSC), the New York State Education Department, the New York Association of Pupil Transportation and the New York State School Bus Contractors Association. On April 23rd, law enforcement officers around the state will participate in this event including Binghamton Police Department and Port Dickinson Police Department in Broome County. Officers will be on board school buses and in marked and unmarked patrol vehicles ready to issue tickets to violating drivers. Last year, 41 counties participated in Operation Safe Stop including Broome County. A total of 1171 tickets were issued across the state for motorists illegally passing school buses. For more information regarding Operation Safe Stop, please visit the NYSGTSC website at www.safeny.com or the National Highway Traffic Safety Administration at www.nhtsa.gov.

New York State Law:

- It is illegal to pass a stopped school bus when the large red lights located on top of the bus are flashing. This indicates the bus is either picking up or discharging students.
- You must stop whether you are approaching the bus from the front or from the rear.
- You must always stop for flashing red lights, even on divided and multilane highways and on school grounds.



Penalties for Passing a Stopped School Bus

By Conviction	Minimum Fine	Maximum Fine	Possible Imprisonment
First Conviction	\$250.00	\$400.00	Up to 30 days
Second Conviction (w/in 3 years)	\$600.00	\$750.00	Up to 180 days
Third or Subsequent Convictions (w/in 3 years)	\$750.00	\$1,000.00	Up to 180 days

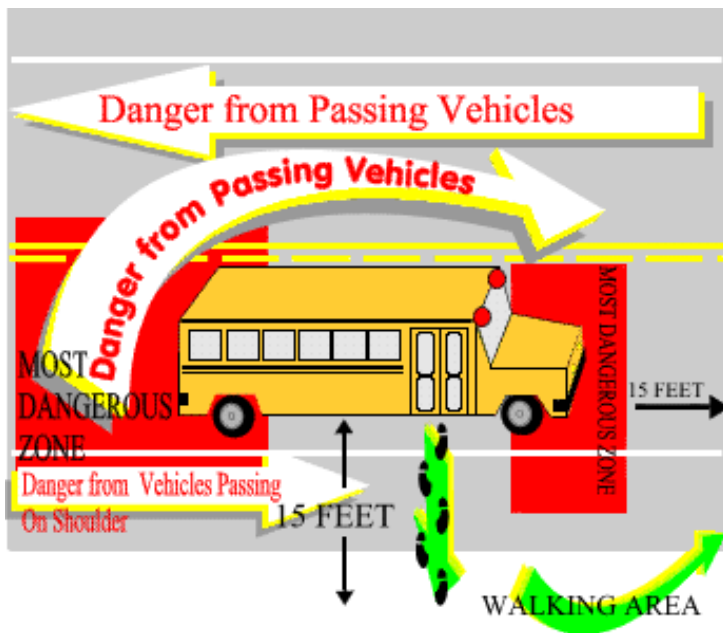
School Bus Safety

Getting On and Off the Bus:

When you are waiting for the school bus, you should wait at the bus stop, and stand well back from the curb.

When you get off the bus:

- Look to the rear of the bus before you step off the bottom step. Our friends at the Pupil Transportation Safety Institute tell us that more and more motorists are passing stopped school buses on the right shoulder - where the door is.
- Take five giant steps straight out the bus door, and out of the danger zone.
- Make sure you have eye contact with the driver, and wait for the driver to signal you before you cross in front of the bus.
- Never go back for anything you have left on the bus.
- Never bend down near or under the bus.



School Bus Behavior:

Your school district probably has a school bus behavior policy. Your bus driver's number one interest is your safety. He or she will ask you to be on your best behavior.

- It is important to listen to your bus driver in case there are any special instructions for your bus ride.
- Sit quietly in your seat.
- Speak quietly to the other children near you.

Do not jump up and down, fight or tease other passengers, or make a lot of noise. These activities can bother your bus driver and he/she will not be able to give proper attention to driving.

These behaviors can bother any driver, including your family or a friend's family, and make it hard to drive safely.

May

Motorcycle Safety Awareness Month Bicycle Safety Awareness Month

Sharing the Road with Everyone

Some safety tips for motorists...

Motorcycles...

With warmer weather here, more motorcycles are back out on the road – and the drivers of passenger vehicles need to be alert.

- Motorcycles are vehicles with the same rights and privileges as any motor vehicle on the roadway. So allow a motorcyclist the full lane width. The motorcycle needs the full room to maneuver safely. Do not share the lane.
- Always signal your intentions before changing lanes or merging with traffic. This allows the motorcyclist to anticipate traffic flow and find a safe lane position.
- Remember that motorcyclists are often hidden in a vehicle's blind spot or missed in a quick look due to their smaller size. Always make a visual check for motorcycles by checking mirrors and blind spots before entering or leaving a lane of traffic and at intersections.
- Don't be fooled by a flashing turn signal on a motorcycle – motorcycle signals usually are not self-canceling and riders sometimes forget to turn them off. Wait to be sure the motorcycle is going to turn before you proceed.
- Remember that road conditions, which are minor annoyances to passenger vehicles, pose major hazards to motorcyclists. Be aware that motorcyclists may need to change speed or adjust their position within a lane suddenly in reaction to road and traffic conditions such as potholes, gravel, wet or slippery surfaces, pavement seams, railroad crossings, and grooved pavement.
- Allow more following distance, three or four seconds, when following a motorcycle so the motorcyclist has enough time to maneuver or stop in an emergency. And don't tailgate. In dry conditions, motorcycles can stop more quickly than cars.





Motorcycle Safety Awareness Month Bicycle Safety Awareness Month

Sharing the Road with Everyone

Some safety tips for motorists...

Bicycles...

Motorists must always remember that bicyclists have the same rights and responsibilities as drivers of motor vehicles, and motorists are required to exercise "due care" to avoid colliding with cyclists. Every motorist has a responsibility in making the road safe, especially when sharing the road.

Drive Cautiously:

- Reduce speed when encountering cyclists
- Don't tailgate, especially in bad weather
- Recognize hazards cyclists may face and give them space

Yield to Cyclists:

- Bicycles are considered vehicles
- Cyclists should be given the appropriate right of way
- Allow extra time for cyclists to traverse intersections

Be Considerate:

- Scan for cyclists in traffic and at intersections
- Do not blast your horn in close proximity to cyclists
- Look for cyclists when opening doors

Pass with Care:

- When passing, leave four feet between you and a cyclist
- Wait for safe road and traffic conditions before you pass
- Check over your shoulder before moving back

Watch for Children:

- Children on bicycles are often unpredictable
- Expect the unexpected and slow down
- Don't expect children to know traffic laws
- Because of their size, children can be harder to see



Buckle Up New York




Increasing seat belt and child safety seat use is the most effective way to reduce crash-related injuries and fatalities. Buckle Up New York, *Click It... Or Ticket*, is a statewide, zero-tolerance enforcement effort coordinated by the State Police and the Governor's Traffic Safety Committee to increase safety restraint use in New York State.

Did you know?

New York State's Seat Belt Compliance for 2008 – 89%

Why Wear a Seat Belt?

1. Prevents ejection
2. Contacts the body at its strongest parts
3. Spreads the crash forces over a wide area of the body putting less stress on any one part
4. Helps the body to slow down
5. Protects the brain and spinal cord



Child Passenger Safety

Rear – Facing Seats:

For the best protection, keep infants in the back seat, in a rear-facing child safety seat, as long as possible up to the height or weight limit of the particular seat. At a minimum, keep infants rear-facing until age 1 and at least 20 pounds.

Forward – Facing Seats:

When children outgrow their rear-facing seats, they should ride in forward-facing child safety seats, in the back seat, until they reach the upper weight or height limit of the particular seat (usually around age 4 and 40 pounds).

Booster Seats:

Once children outgrow their forward-facing seats, they should ride in booster seats, in the back seat, until the vehicle seat belts fit properly (lap belt lays across the upper thighs and the shoulder belt fits across the chest).

Seat Belts:

When children outgrow their booster seats, (usually at age 8 or when they are 4'9" tall) they can use the adult seat belt in the back seat, if it fits properly.



In Remembrance...

From May 13 to the May 16, Chief Sean Crouse and Sr. Police Officer Paul Buttacavoli, Jr. of the Port Dickinson Police Department will be escorting Renee Rossi and her father to the National Law Enforcement Officers' Monument for the placing of Police Officer Aldo A. Rossi, Jr.'s name.

8th Annual Megan Dunham Memorial Golf Tournament

Saturday, August 8th

Tee Off 1 p.m.

Belden Hill Golf Course, Harpursville

Please contact Joel Dunham at (607) 237-3337 for more information about golfing, donating a raffle basket, or purchasing a sponsorship.

Broome County Traffic Safety Events

Saturday, April 4th – Child Safety Seat Check Annual Children's Fair

10 a.m. – 2 p.m.

Located in the parking lot of
Broome Community College Student Center
901 Front Street, Binghamton
No appointment necessary!
Please call Christine Muss at 607-778-2807 for more
information.

Tuesday, April 7th – Child Safety Seat Check Fitting Station

9 a.m. – 12 p.m.

Located at the Broome County Sheriff's Office
155 Lt. Van Winkle Drive, Binghamton
By appointment only.
Please call Christine Muss at 607-778-2807 to
schedule an appointment.

Tuesday, April 21st – Child Safety Seat Check Fitting Station

12 p.m. – 3 p.m.

Located at the Broome County Sheriff's Office
155 Lt. Van Winkle Drive, Binghamton
By appointment only.
Please call Christine Muss at 607-778-2807 to
schedule an appointment.

Thursday, April 23rd – Operation Safe Stop Education and Enforcement Day

Saturday, May 2nd – Child Safety Seat Check Harpursville Head Start Parent Committee Community Event

12 p.m. – 3 p.m.

Located at the Colesville Ambulance Squad Bldg.
28 King Road, Harpursville
No appointment necessary!
Please call Grace Mohrien at 607-693-4888 or
Christine Muss at 607-778-2807 for more information.

Monday, May 4th – Saturday, May 9th Police Week

Consists of an array of activities and events at
specific venues all around Broome County: special
service at St. Patrick's Church, a flag raising
ceremony, a hockey game, golf tournament,
displays and free services at the Oakdale Mall and
much, much more.

Please contact Sgt. Dan Correll at the Binghamton
Police Dept. 607-772-7095 for more information.

Tuesday, May 5th – Child Safety Seat Check Fitting Station

9 a.m. – 12 p.m.

Located at the Broome County Sheriff's Office
155 Lt. Van Winkle Drive, Binghamton
By appointment only.
Please call Christine Muss at 607-778-2807 to
schedule an appointment.

Thursday, May 7th – NYS Association of Traffic Safety Boards Meeting

10 a.m.

Located at The Crossings of Colony
580 Albany Shaker Road, Albany

Saturday, May 9th – Johnson City Bike Giveaway


1 p.m. – 4 p.m.

Located at Johnson City Senior Center
30 Brocton Street, Johnson City
Free bikes are distributed by referral only.
Please call Patricia Cardin at 607-797-3938 ext 113
for more information.

Tuesday, May 19th – Child Safety Seat Check Fitting Station

12 p.m. – 3 p.m.

Located at the Broome County Sheriff's Office
155 Lt. Van Winkle Drive, Binghamton
By appointment only.
Please call Christine Muss at 607-778-2807 to
schedule an appointment.



Barbara J. Fiala, Broome County Executive

*Graphics and research provided by the New York State Governor's Traffic Safety Committee
www.safeny.com, the League of American Bicyclists www.bikeleague.org and The National Highway
Traffic Safety Administration, www.nhtsa.gov. The production of this newsletter was made possible
through funding from the NYSGTSC.*